


FORTY-SIXTH ANNUAL REPORT OF THE DIVISION OF LOCAL GOVERNMENT SERVICES 1983

STATEMENTS OF FINANCIAL CONDITION OF COUNTIES AND MUNICIPALITIES



DECEMBER, 1984

STATE OF NEW JERSEY
Thomas H. Kean, *Governor*

DEPARTMENT OF COMMUNITY AFFAIRS
John P. Renna, *Commissioner*

TABLE OF CONTENTS

Letter of Transmittal	1
Foreword	2
Composition of Local Finance Board and State Officials	3
Acknowledgement	4
Statewide Totals for 1983 and Types of Local Government Units in New Jersey	5
COUNTY GOVERNMENT FISCAL DATA	6
A two page set for each county follows:	
1. County Government Fiscal Data	
2. Map of the County	
3. Summary Map of County Units	48
4. Summary of 21 County Government Data Sheets	50
MUNICIPAL FISCAL DATA SUMMARIZED BY COUNTIES	
1. Summary of 567 Municipal Government Data Sheets	51
2. Municipal Fiscal Summaries by Counties	52
MUNICIPAL FISCAL DATA	
One page per municipality, arranged alphabetically by name of municipality	73
MUNICIPALITIES OPERATING UNDER SPECIAL STATUTORY FORMS OF GOVERNMENT	640
POPULATION DATA	
Table 1: Population Classification of New Jersey Counties and Cities	641
Table 2: Local Units Ranked by Population - 1983 Estimates	642
SUMMARY OF STATEWIDE FINANCES, EXPENDITURES AND REVENUES	
Table 3: Summary of Current Finances of all Municipalities and Counties - 1979-1983	647
Table 4: Summary of Expenditures and Revenues of all County Government - 1979-1983	648
Table 5: Summary of Expenditures and Revenues of all Municipalities - 1979-1983	649
DATA ON DEBT	
Table 6: Statewide Trends in Statutory Net Capital Debt	650
Table 7: Total Gross and Net Debt of Municipalities and Counties by County	651
Table 8: Authority Debt	652
DATA ON LOCAL TAXATION	
Table 9: Trends in Current and Delinquent Local Property Taxes	655
Table 10: Special District Tax Levies in 1983	656
Table 11: State Equalized Property Tax Rates - All Municipalities by County	657
DATA ON MUNICIPALLY OPERATED UTILITIES	
Table 12: Finances of Municipally Operated Utilities	665
SUPPLEMENTARY DATA	
Table 13: County Local Health Services and Vocational School Taxes	673
GENERAL REVENUE SHARING UTILIZATION BY ALL LOCAL UNITS FOR THE YEAR 1983	675
GRAPH: DEBT TRENDS OF NEW JERSEY MUNICIPALITIES AND COUNTIES	676
STATUTORY FORMS OF LOCAL UNIT GOVERNMENT	677
GLOSSARY	678



JOHN P. RENNA
COMMISSIONER

STATE OF NEW JERSEY
DEPARTMENT OF COMMUNITY AFFAIRS
363 WEST STATE STREET
CN 800
TRENTON, N.J. 08625

TO: THE HONORABLE THOMAS H. KEAN
GOVERNOR

MEMBERS - NEW JERSEY LEGISLATURE

FROM: JOHN P. RENNA, COMMISSIONER
DEPARTMENT OF COMMUNITY AFFAIRS

I am pleased to transmit the forty-sixth Annual Report of the Division of Local Government Services.

In accordance with state law, the report includes comparative financial statistics of all municipalities and counties in the State. The statistics are tabulated to highlight the cost of government, the costs of principal services, the amount of debt incurred and other pertinent data.

FORWARD

This report, the forty-sixth in a series which has been published consecutively since 1938, closely parallels all preceding annual reports. The staff of the Division of Local Government Services exerted great effort to insure that this edition of the report would be received in a timely fashion this year. However, exigent Division responsibilities, including the flood emergency in North Jersey, hindered completion of this edition by our intended publication date of December, 1984. We apologize for the delay.

The twelfth year of the General Revenue Sharing Program enacted in 1972 is included in the body of the report. Revenue Sharing budgeted receipts are indicated separately as revenue realized, and expenditures from these receipts are incorporated into the regular expenditures listings.

Information pertinent to the form of government and the number of members on the governing body is exhibited on each local unit page. Definitional information relative to statutory forms of government appears towards the end of the report. Similarly, a tabulation is provided listing the different types of governmental forms by county units.

As in prior years, care has been taken to preserve the comparability of data and to present, in convenient form, current financial and other statistics of the 588 local units of New Jersey government without diminishing the value of these reports as a historical series. The availability of current statistics of local finance has been of increasingly significant value to federal, state and local government officials, research groups, students of local finance and investors in municipal and school bond markets.

The financial statistics contained in this report have been assembled from financial statements prepared by the chief financial officer of the local unit. Computer checks applied to this data and our studies conclude that these statements are adequate for reporting purposes.

In addition to the municipal and county financial data, there are a number of special tables comparing revenues and expenditures, debt trends and equalized tax rated over the current decade. Also, tables listing each unit in descending population order and another describing municipally operated utilities are provided.

A glossary providing essential information for the proper use of specific data is presented at the end of the report to assist those who may be unfamiliar with municipal finance and its terminology.

STATE OF NEW JERSEY
Thomas H. Kean, Governor

DEPARTMENT OF COMMUNITY AFFAIRS
John P. Renna, Commissioner

DIVISION OF LOCAL GOVERNMENT SERVICES
Barry Skokowski, Director
Carmin E. Capone, Deputy Director

MEMBERS OF THE LOCAL FINANCE BOARD

Barry Skokowski, Chairman
Robert Miller, Vice Chairman
Sheldon Blum
Arthur J. Gelnaw
Robert H. Grasmere
Kyle Keiderling
Susan L. Nickolopoulos

Barry P. Clark, Executive Secretary

ACKNOWLEDGEMENTS

The forty-sixth edition of this Annual Report was prepared by the Division's Research and Analysis Unit. Grateful acknowledgement is extended to the following staff members: Fred M. Begelman for general supervision, David S. Grimm who coordinated the Report's preparation and supervised the data compilation; Anthony G. Celentano who wrote and updated the computer programs that structured the data necessary for generating the municipal and county sheets; Mary T. Roberts, Barbara A. Fell, Helen C. Forchi and Frank Haines, III, for data compilation and verification.

Acknowledgement is also extended to those employees of the Division of Local Government Services for their cooperation in providing ready access to source documents and rendering technical assistance.

Additionally, a debt of gratitude is owed to the Division of Taxation in the Department of Treasury and to the Office of Business Economics in the Department of Labor for providing us with valuation and population data used in this Report. We are also grateful to the Department of Transportation for allowing us the use of their computers.

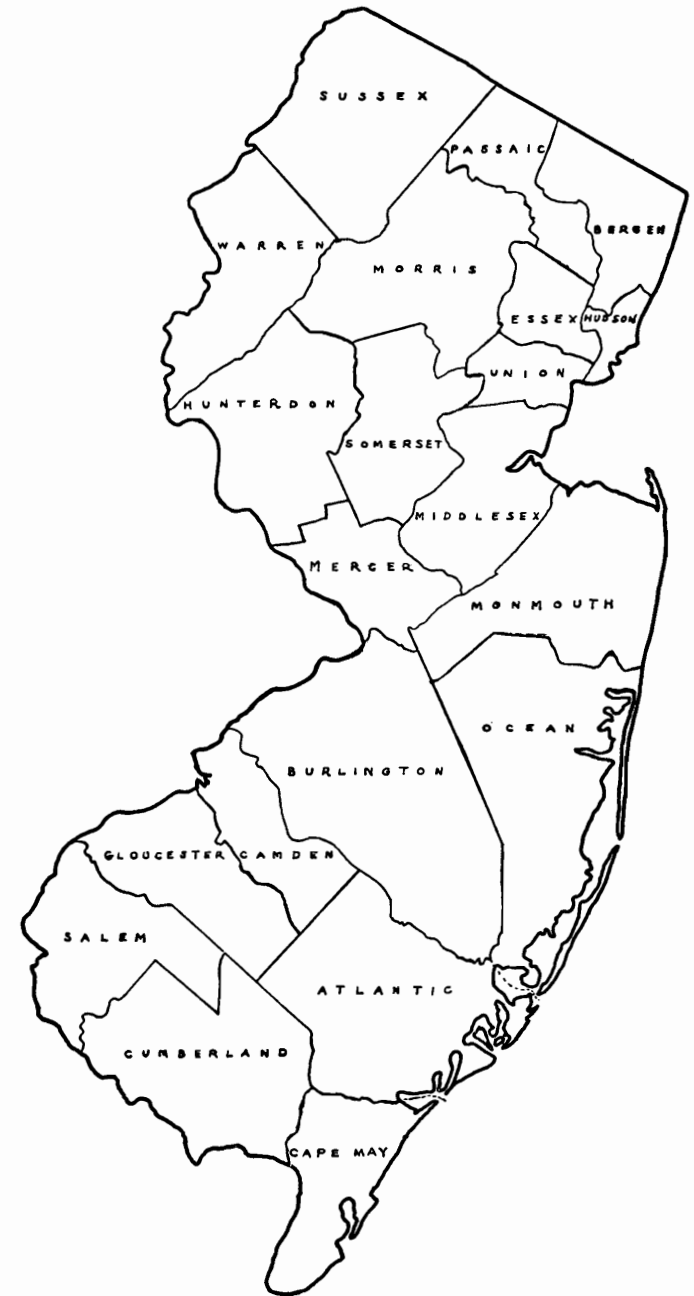
General Obligation Bond Ratings for New Jersey municipalities were obtained from: Standard & Poor's Bond Guide, November 1984, Standard & Poor's Corp. NY,NY, and Moody's Bond Record, November 1984, Moody's Investors Service, NY,NY.

STATEWIDE TOTALS FOR 1983

Population, 1980 Revised	7,364,823
Population, 1983 (Provisional)	7,467,632
Land Area (Square Miles)	7,487.32
Net Valuation Taxable-Municipal	\$134,552,389,320
Net Valuation Taxable-County	\$193,519,355,300
State Equalized Valuation	\$194,439,652,524
Tax Levy	\$ 4,915,835,156

TYPES OF LOCAL GOVERNMENT UNITS IN NEW JERSEY

COUNTIES (21)		MUNICIPALITIES (567)				
COUNTY	BOROUGH	TOWNSHIP	CITY	TOWN	VILLAGE	TOTAL
Atlantic	3	6	13	1	0	23
Bergen	56	9	3	0	2	70
Burlington	6	31	3	0	0	40
Camden	27	8	2	0	0	37
Cape May	7	4	5	0	0	16
Cumberland	1	10	3	0	0	14
Essex	1	19	2	0	0	22
Gloucester	10	13	1	0	0	24
Hudson	1	2	4	5	0	12
Hunterdon	10	14	1	1	0	26
Mercer	4	8	1	0	0	13
Middlesex	12	10	3	0	0	25
Monmouth	35	15	2	0	1	53
Morris	16	20	0	3	0	39
Ocean	19	14	0	0	0	33
Passaic	10	3	3	0	0	16
Salem	3	11	1	0	0	15
Somerset	12	9	0	0	0	21
Sussex	8	15	0	1	0	24
Union	7	8	5	1	0	21
Warren	2	18	0	3	0	23
Total	250	247	52	15	3	567



0100

Population 1980 194,119 Net Valuation Taxable
 Population 1983 197,906 4,848,368,545
 S & P Rating AAA Net Valuation on Which County Taxes
 Moody Rating AAA are apportioned:
 Land Area 566.97 Sq. Miles 8,434,544,098

ATLANTIC COUNTY – Class 5

Form of Government:

County Exec. Plan – (O.C.C.L – 1972)

Number of Freeholders on Board – 9

PER CAPITA:

Gross Debt 265.15
 Net Debt 230.01
 Debt Service 27.53
 Total Tax Levy 190.47
 County Functions: 294.33

PER CENT:

Gross Debt .68
 Net Debt .59

EXPENDITURES		EXPENDITURES (cont'd.)		REVENUES REALIZED	
GENERAL GOVERNMENT		EDUCATION (excluding schools)		Property Taxes	37,695,559.56
Governing Body and Public Boards	38,529.82	County Superintendent of Schools	131,650.00	Financial Business Tax	
County Clerk	911,126.00	Vocational Schools	2,744,927.50	Franchise Tax	
Financial Administration	409,794.00	County College	3,069,419.00	Bank Corp. Tax	
Board of Taxation	82,289.00	County Extension Services	199,925.00	Other Miscellaneous Taxes	
Planning, Housing, Development	578,436.67	Libraries	262,042.50	State Aid Revenues	4,314,579.00
Human Resources	1,289,227.25	Other Educational Services	34,470.00	Federal Aid Revenues	3,244,009.45
Elections	653,520.00	STATUTORY EXPENDITURES		State and Local Fiscal Assistance Act Utilized	2,213,359.05
General Administration	7,522,871.17	Pensions and F.I.C.A.	2,746,125.00	Institutional Revenues	2,420,031.74
JUDICIARY		Employee Fringe Benefits	1,822,400.00	Courts	261,252.78
Superior Court-Law Division	865,487.00	Other Statutory Expenditures	200,000.00	County Clerk & Register	1,185,121.78
County Courts		Ceta & Other Public Employment Programs	2,847,331.25	Surrogate	118,771.46
County District Courts	310,279.00	COUNTY FUNCTIONS TOTAL	52,769,569.70	Sheriff	250,891.42
Juvenile and Domestic Relations Courts	378,573.00	CAPITAL IMPROVEMENTS *MEMO	231,888.00	Other Miscellaneous Revenues	5,067,902.21
Jury Commission and Jurors' Fees		DEBT SERVICE		Other Revenues, Revenue Sharing, Tax Effort	
Law Library	2,000.00	Principal Payments	1,159,000.00	TOTAL	56,771,478.45
Prosecutor's Office	2,555,357.00	Interest Payments	4,288,658.34	Prior Years Surplus Appropriated	3,500,000.00
Surrogate's Office	150,665.00	DEFERRED CHARGES	32,101.91	REVENUES TOTAL	60,271,478.45
Probation Office	1,262,114.00	RESERVE FOR UNCOLLECTED TAXES		CURRENT FINANCES DECEMBER 31,	
County Clerk (Judicial Functions)	285,714.00	EXPENDITURES TOTAL	58,249,329.95	ASSETS	
Sheriff's Office (Judicial Functions)	230,696.00	CAPITAL DEBT AUTHORIZED, DECEMBER 31,		Cash Dec. 31,	10,040,479.55
Other Judicial		ISSUED AND UNISSUED GROSS DEBT	NET DEBT	Taxes Receivable	378,822.35
PUBLIC SAFETY		School		Emergencies and Other Deferred Charges	
County Police	74,371.79	Self-liquidating		State Aid Receivable	746,843.92
Sheriff's Office	1,578,182.00	Other	52,474,100	TOTAL	11,166,145.82
Civil Defense and Disaster Control	51,216.00	Total	52,474,100	LIABILITIES RESERVES, AND SURPLUS	
Environmental Inspection and Control				Cash Liabilities	4,383,578.25
Weights and Measures				Reserves For Receivables	1,125,666.27
Correctional and Penal	2,048,234.00			Surplus Dec. 31,	5,656,901.30
Other Public Safety	10,000.00			TOTAL	11,166,145.82
PUBLIC WORKS		ISSUED AND OUTSTANDING			
Roads and Bridges, Streets, Drainage	250,000.00	School			
State Aid Motor Vehicle Fund		Self-liquidating			
County Funds	1,551,587.05	Other			
Other Roads and Bridges		Total	44,810,000.00		
Public Buildings and Grounds	1,096,275.50		44,810,000.00		
Other Public Works	845,141.00	Equalized Valuation Basis for Net Debt Computation	7,741,374,288.67		
HEALTH AND WELFARE		CAPITAL OUTLAY TOTAL	6,596,283.92		
County Health Department		Public Enterprises			
Mental Health Activities	3,248,959.00	Recreation—Culture			
Tubercular Patient Care		Public Works	1,684,732.43		
County Hospitals, Homes	201,350.00	Buildings and Grounds	4,868,785.02		
County Aid to Hospitals		Library and Education	42,766.47		
Health Clinics		Conservation			
Mosquito Extermination		All Other			
Health Services Except Environmental	4,502,942.00				
County Welfare Board	4,925,097.00				
Child Welfare					
Other Welfare Services	350,000.00				
RECREATION AND CONSERVATION					
Parks, Playgrounds, Shade Trees	447,175.30				
Land Reclamation and Conservation	4,069.90				
Other Recreational Services					

COUNTY Atlantic

COUNTY SEAT Mays Landing

Form of Government:* Board of Chosen Freeholders 9 Members

Number of Constituent Municipalities 23

Population Census 1980 194,119

Population Estimated 1983 197,906

Land Area — Square Miles 566.97

Net Valuation on which County Taxes are Apportioned \$8,434,544,098

Tax Rate per \$100 \$.446

Tax Levy \$37,695,559.56

Distribution of Ratables:

Class	Line Items	Assessed Valuation	% of Valuation
Vacant Land	42,498	408,113,610	8.52
Residential	64,286	2,574,369,754	53.79
Farm	2,547	35,755,734	.75
Commercial	5,228	1,612,725,025	33.69
Industrial	154	38,688,295	.82
Apartments	496	116,733,880	2.43
TOTAL	115,209	4,786,386,298	100.00

Bond Ratings:

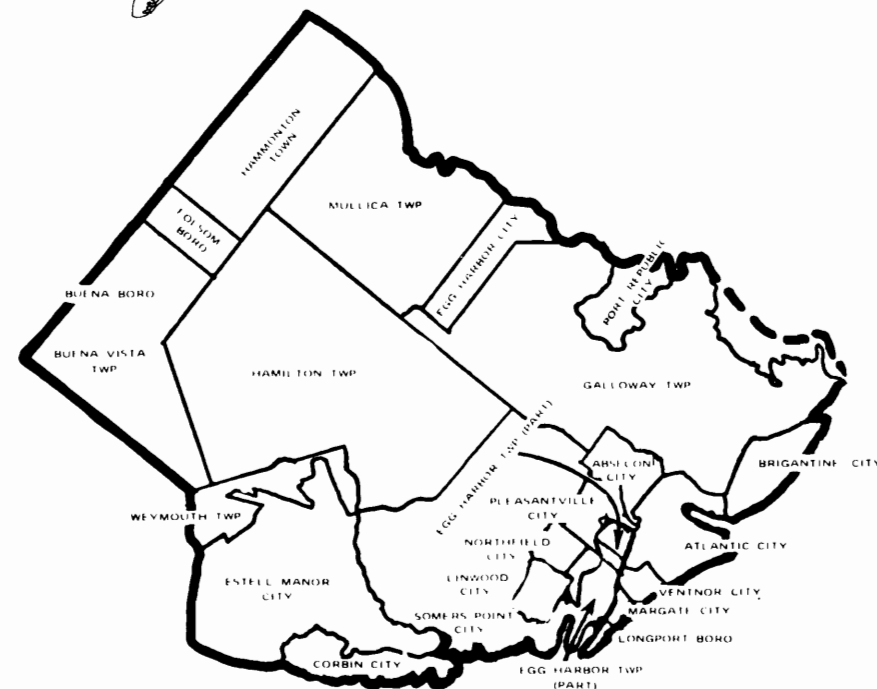
Moody's AAA

Standard & Poor's AAA

*County Executive Plan — Optional County Charter Law-1972



ATLANTIC COUNTY



0200

Population 1980 845,385 Net Valuation Taxable
 Population 1983 843,684 21,314,172,888
 S & P Rating Net Valuation on Which County Taxes
 Moody Rating AAA are apportioned:
 Land Area 234.57 Sq. Miles 30,706,889,448

BERGEN COUNTY – Class 1
Form of Government:
Board of Chosen Freeholders
Number of Freeholders on Board – 9
PER CAPITA:

Gross Debt 212.58
 Net Debt 212.58
 Debt Service 21.76
 Total Tax Levy 133.52
 County Functions: 222.80

PER CENT:

Gross Debt .61
 Net Debt .61

EXPENDITURES		EXPENDITURES (cont'd.)		REVENUES REALIZED	
GENERAL GOVERNMENT		EDUCATION (excluding schools)		Property Taxes	
Governing Body and Public Boards	531,117.00	County Superintendent of Schools	181,200.00	Financial Business Tax	112,646,286.83
County Clerk	1,139,621.00	Vocational Schools	8,000,000.00	Franchise Tax	
Financial Administration	825,132.00	County College	8,057,163.00	Bank Corp. Tax	
Board of Taxation	246,991.00	County Extension Services	135,416.00	Other Miscellaneous Taxes	564,945.37
Planning, Housing, Development	727,202.00	Libraries		State Aid Revenues	6,590,397.64
Human Resources	2,816,053.00	Other Educational Services	1,720,902.00	Federal Aid Revenues	7,035,852.45
Elections	1,859,688.00	STATUTORY EXPENDITURES		State and Local Fiscal Assistance Act Utilized	3,716,504.46
General Administration	11,585,394.00	Pensions and F.I.C.A.	11,329,500.00	Institutional Revenues	1,465,505.48
JUDICIARY		Employee Fringe Benefits	5,418,740.00	Courts	682,282.55
Superior Court-Law Division		Other Statutory Expenditures	100,000.00	County Clerk & Register	1,524,821.90
County Courts	2,540,570.00	Ceta & Other Public Employment Programs	6,990,913.00	Surrogate	480,829.66
County District Courts	1,630,549.00	COUNTY FUNCTIONS TOTAL	168,762,130.74	Sheriff	478,810.38
Juvenile and Domestic Relations Courts	685,800.00	CAPITAL IMPROVEMENTS *MEMO	100,000.00	Other Miscellaneous Revenues	52,258,460.52
Jury Commission and Jurors' Fees	361,857.00	DEBT SERVICE		Other Revenues, Revenue Sharing, Tax Effort	
Law Library	81,201.00	Principal Payments	10,062,000.00	TOTAL	187,444,697.24
Prosecutor's Office	3,981,909.00	Interest Payments	8,299,875.59	Prior Years Surplus Appropriated	5,188,000.00
Surrogate's Office	464,154.00			REVENUES TOTAL	192,632,697.24
Probation Office	3,015,080.46	DEFERRED CHARGES	845,325.28	CURRENT FINANCES DECEMBER 31,	
County Clerk (Judicial Functions)		RESERVE FOR UNCOLLECTED TAXES		ASSETS	
Sheriff's Office (Judicial Functions)		EXPENDITURES TOTAL	187,969,331.61	Cash Dec. 31,	22,064,892.44
Other Judicial				Taxes Receivable	
PUBLIC SAFETY		CAPITAL DEBT AUTHORIZED, DECEMBER 31,		Emergencies and Other Deferred Charges	988,923.80
County Police	3,942,276.00	ISSUED AND UNISSUED GROSS DEBT	NET DEBT	State Aid Receivable	5,903.00
Sheriff's Office	3,406,804.00	School		Other Receivable	1,998,322.80
Civil Defense and Disaster Control		Self-liquidating		TOTAL	25,058,042.04
Environmental Inspection and Control	14,025.00	Other	179,346,669	LIABILITIES RESERVES, AND SURPLUS	
Weights and Measures	184,848.00	Total	179,346,669	Cash Liabilities	15,992,880.85
Correctional and Penal	5,217,511.00			Reserves For Receivables	675,759.62
Other Public Safety		ISSUED AND OUTSTANDING		Surplus Dec. 31,	8,389,401.57
PUBLIC WORKS		School		TOTAL	25,058,042.04
Roads and Bridges, Streets, Drainage		Self-liquidating			
State Aid Motor Vehicle Fund		Other			
County Funds	3,635,124.00	Total	145,463,000.00		
Other Roads and Bridges		Equalized Valuation Basis for Net Debt Computation	29,158,671,356.67		
Public Buildings and Grounds	374,873.00	CAPITAL OUTLAY TOTAL	18,828,401.93		
Other Public Works	2,255.00	Public Enterprises			
HEALTH AND WELFARE		Recreation—Culture	1,220,106.54		
County Health Department	1,385,738.00	Public Works	4,885,377.60		
Mental Health Activities	10,658,709.00	Buildings and Grounds	11,913,446.37		
Tubercular Patient Care	18,385.00	Library and Education	809,471.42		
County Hospitals, Homes	48,526,650.00	Conservation			
County Aid to Hospitals		All Other			
Health Clinics					
Mosquito Extermination	975,701.00				
Health Services Except Environmental	2,871,591.50				
County Welfare Board	4,475,313.00				
Child Welfare	936,172.00				
Other Welfare Services	433,284.00				
RECREATION AND CONSERVATION					
Parks, Playgrounds, Shade Trees	7,173,079.78				
Land Reclamation and Conservation					
Other Recreational Services	103,639.00				

COUNTY Bergen

COUNTY SEAT Hackensack City

Form of Government: Board of Chosen Freeholders 9 Members

Number of Constituent Municipalities 70

Population Census 1980 845,385

Population Estimated 1983 843,684

Land Area – Square Miles 234.57

Net Valuation on which County Taxes are Apportioned \$30,706,889,448

Tax Rate per \$100 \$.366

Tax Levy \$112,646,286.83

Distribution of Ratables:

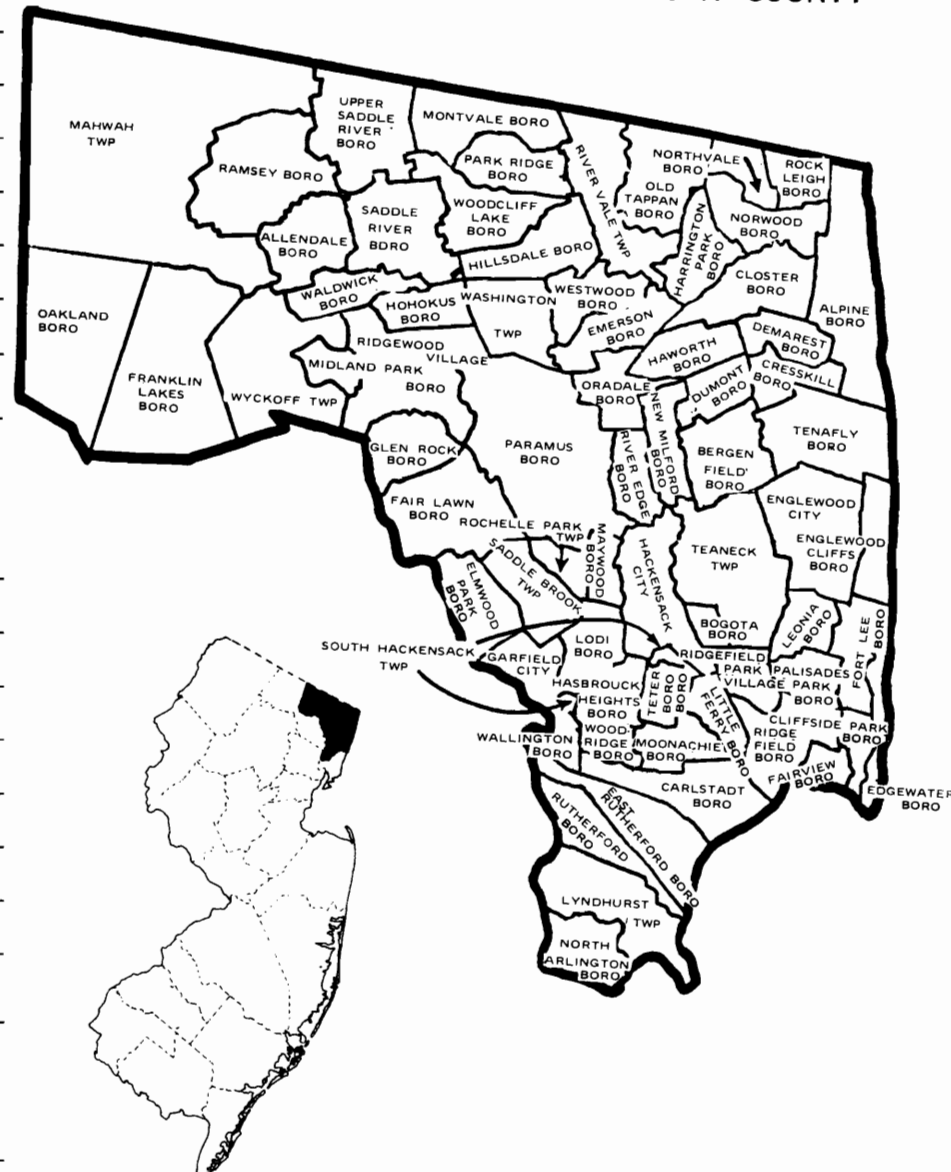
Class	Line Items	Assessed Valuation	% of Valuation
Vacant Land	12,008	522,345,198	2.48
Residential	211,990	14,302,490,726	67.84
Farm	313	15,459,670	.08
Commercial	10,237	2,843,914,168	13.49
Industrial	2,942	2,174,441,560	10.31
Apartments	1,630	1,223,234,081	5.80
TOTAL	239,120	21,081,885,403	100.00

Bond Ratings:

Moody's AAA

Standard & Poor's None

BERGEN COUNTY



0300

Population 1980 362,542 Net Valuation Taxable
 Population 1983 373,597 5,828,774,359
 S & P Rating AA Net Valuation on Which County Taxes
 Moody Rating AA are apportioned:
 Land Area 17.64 Sq. Miles 7,159,594,987

BURLINGTON COUNTY – Class 2
Form of Government:
Board of Chosen Freeholders
Number of Freeholders on Board – 5

PER CAPITA:
 Gross Debt 227.70
 Net Debt 226.04
 Debt Service 21.81
 Total Tax Levy 114.00
 County Functions: 176.91

PER CENT:
 Gross Debt 1.25
 Net Debt 1.24

EXPENDITURES		EXPENDITURES (cont'd.)		REVENUES REALIZED	
GENERAL GOVERNMENT		EDUCATION (excluding schools)		Property Taxes	
Governing Body and Public Boards	471,345.00	County Superintendent of Schools	139,778.00	42,588,820.69	
County Clerk	473,319.00	Vocational Schools	3,871,585.00	Financial Business Tax	
Financial Administration	683,760.00	County College	4,559,348.00	Franchise Tax	
Board of Taxation	108,211.00	County Extension Services	124,542.00	Bank Corp. Tax	
Planning, Housing, Development	88,345.00	Libraries		Other Miscellaneous Taxes	
Human Resources	1,332,588.00	Other Educational Services	1,180,372.00	State Aid Revenues	6,172,130.92
Elections	564,993.00	STATUTORY EXPENDITURES		Federal Aid Revenues	2,450,505.06
General Administration	4,576,307.00	Pensions and F.I.C.A.	2,873,705.00	State and Local Fiscal Assistance Act Utilized	2,667,378.11
JUDICIARY		Employee Fringe Benefits	1,410,000.00	Institutional Revenues	2,763,774.10
Superior Court-Law Division	363,014.00	Other Statutory Expenditures	215,000.00	Courts	129,126.12
County Courts		Ceta & Other Public Employment Programs	2,433,207.00	County Clerk & Register	1,328,747.83
County District Courts	248,854.00	COUNTY FUNCTIONS TOTAL		Surrogate	112,299.14
Juvenile and Domestic Relations Courts	91,102.00	CAPITAL IMPROVEMENTS	407,000.00	Sheriff	198,459.15
Jury Commission and Jurors' Fees	109,005.00	DEBT SERVICE		Other Miscellaneous Revenues	5,622,790.74
Law Library	19,522.00	Principal Payments	2,888,000.00	Other Revenues, Revenue Sharing, Tax Effort	
Prosecutor's Office	1,762,086.00	Interest Payments	5,258,582.89	TOTAL	
Surrogate's Office	133,040.00	DEFERRED CHARGES		Prior Years Surplus Appropriated	5,100,000.00
Probation Office	2,202,035.00	RESERVE FOR UNCOLLECTED TAXES		REVENUES TOTAL	
County Clerk (Judicial Functions)	283,362.00	EXPENDITURES TOTAL		69,134,031.86	
Sheriff's Office (Judicial Functions)	264,682.00	CAPITAL DEBT AUTHORIZED, DECEMBER 31,		CURRENT FINANCES DECEMBER 31,	
Other Judicial		ISSUED AND UNISSUED GROSS DEBT		ASSETS	
PUBLIC SAFETY		School		Cash Dec. 31,	12,007,768.53
County Police	500,867.00	Self-liquidating		Taxes Receivable	
Sheriff's Office	602,269.00	Other	85,066,500	Emergencies and Other Deferred Charges	
Civil Defense and Disaster Control	860,776.00	Total	85,066,500	State Aid Receivable	
Environmental Inspection and Control	38,000.00	ISSUED AND OUTSTANDING		Other Receivable	634,864.08
Weights and Measures	49,082.00	School		TOTAL	
Correctional and Penal	3,372,985.00	Self-liquidating		12,642,632.61	
Other Public Safety	59,612.00	Other		LIABILITIES RESERVES, AND SURPLUS	
PUBLIC WORKS		Total		Cash Liabilities	5,968,542.75
Roads and Bridges, Streets, Drainage		Equalized Valuation Basis for Net Debt Computation		Reserves For Receivables	606,052.10
State Aid Motor Vehicle Fund		CAPITAL OUTLAY TOTAL		Surplus Dec. 31,	6,068,037.76
County Funds	3,470,977.00	Public Enterprises		TOTAL	
Other Roads and Bridges		Recreation—Culture	6,500.00	12,642,632.61	
Public Buildings and Grounds	2,189,020.00	Public Works	984,288.89		
Other Public Works		Buildings and Grounds	2,810,227.75		
HEALTH AND WELFARE		Library and Education	933,430.77		
County Health Department	1,761,613.00	Conservation	393,896.45		
Mental Health Activities	4,482,490.00	All Other			
Tubercular Patient Care					
County Hospitals, Homes	2,135,617.00				
County Aid to Hospitals	177,500.00				
Health Clinics	27,455.00				
Mosquito Extermination	617,876.00				
Health Services Except Environmental	626,709.00				
County Welfare Board	3,940,470.00				
Child Welfare	2,096,224.00				
Other Welfare Services	303,302.00				
RECREATION AND CONSERVATION					
Parks, Playgrounds, Shade Trees	26,300.00				
Land Reclamation and Conservation	8,500.00				
Other Recreational Services	1,000.00				

COUNTY Burlington

COUNTY SEAT Mount Holly Township

Form of Government: Board of Chosen Freeholders 5 Members

Number of Constituent Municipalities 40

Population Census 1980 362,542

Population Estimated 1983 373,597

Land Area – Square Miles 817.64

Net Valuation on which County Taxes are Apportioned \$7,159,594,987

Tax Rate per \$100 \$.594

Tax Levy \$42,588,820.69

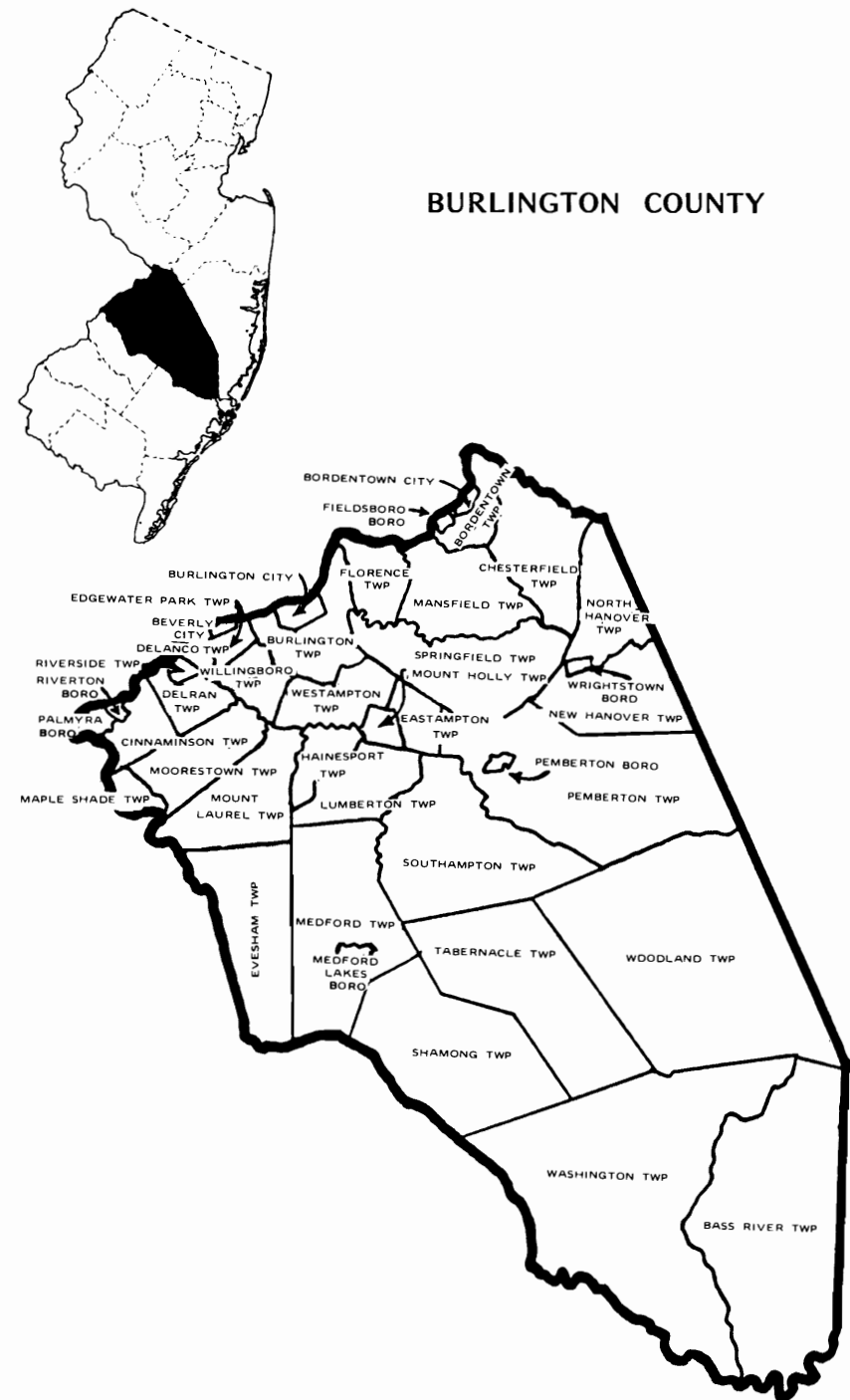
Distribution of Ratables:

Class	Line Items	Assessed Valuation	% of Valuation
Vacant Land	21,041	219,498,975	3.83
Residential	91,340	4,171,507,914	72.82
Farm	5,480	135,575,915	2.37
Commercial	4,076	719,623,570	12.56
Industrial	554	289,251,329	5.05
Apartments	347	193,448,205	3.37
TOTAL	122,838	5,728,905,908	100.00

Bond Ratings:

Moody's AA

Standard & Poor's AA



0400

Population 1980 471,650
 Population 1983 479,535
 S & P Rating AAA
 Moody Rating AAA
 Land Area 222.01 Sq. Miles
 Net Valuation Taxable 5,815,520,933
 Net Valuation on Which County Taxes are apportioned: 8,373,172,386

CAMDEN COUNTY – Class 2

Form of Government:

Board of Chosen Freeholders

Number of Freeholders on Board – 7

PER CAPITA:

Gross Debt 290.87
 Net Debt 270.26
 Debt Service 28.68
 Total Tax Levy 197.32
 County Functions: 277.58

PER CENT:

Gross Debt 1.77
 Net Debt 1.65

EXPENDITURES		EXPENDITURES (cont'd.)		REVENUES REALIZED	
GENERAL GOVERNMENT		EDUCATION (excluding schools)		Property Taxes	
Governing Body and Public Boards	301,225.00	County Superintendent of Schools	97,184.00		94,621,623.00
County Clerk	1,112,950.00	Vocational Schools	5,404,838.00	Financial Business Tax	
Financial Administration	945,166.90	County College	4,533,052.00	Franchise Tax	
Board of Taxation	121,352.00	County Extension Services	247,118.00	Bank Corp. Tax	
Planning, Housing, Development	388,469.00	Libraries	12,961.00	Other Miscellaneous Taxes	
Human Resources	3,042,254.00	Other Educational Services	315,471.00	State Aid Revenues	7,169,930.07
Elections	1,183,940.00	STATUTORY EXPENDITURES		Federal Aid Revenues	4,653,391.00
General Administration	12,612,455.70	Pensions and F.I.C.A.	1,712,087.16	State and Local Fiscal Assistance Act Utilized	6,345,436.00
JUDICIARY		Employee Fringe Benefits	3,937,233.00	Institutional Revenues	7,387,969.48
Superior Court-Law Division	999,900.00	Other Statutory Expenditures	57,866.00	Courts	247,089.96
County Courts	3,861,437.00	Ceta & Other Public Employment Programs	3,813,391.00	County Clerk & Register	1,999,826.67
County District Courts	740,315.00	COUNTY FUNCTIONS TOTAL	118,779,699.64	Surrogate	138,503.51
Juvenile and Domestic Relations Courts	434,390.00	CAPITAL IMPROVEMENTS *MEMO	86,062.90	Sheriff	561,338.19
Jury Commission and Jurors' Fees	286,907.00	DEBT SERVICE		Other Miscellaneous Revenues	15,885,472.59
Law Library	18,000.00	Principal Payments	5,190,000.00	Other Revenues, Revenue Sharing, Tax Effort	
Prosecutor's Office	4,356,068.00	Interest Payments	8,564,232.50	TOTAL	139,010,580.47
Surrogate's Office	272,763.00	DEFERRED CHARGES	575,746.34	Prior Years Surplus Appropriated	6,001,370.00
Probation Office	3,849,879.00	RESERVE FOR UNCOLLECTED TAXES		REVENUES TOTAL	145,011,950.47
County Clerk (Judicial Functions)	1,301,069.00	EXPENDITURES TOTAL	133,109,678.48	CURRENT FINANCES DECEMBER 31,	
Sheriff's Office (Judicial Functions)	977,537.00			ASSETS	
Other Judicial				Cash Dec. 31,	41,831,800.53
PUBLIC SAFETY		CAPITAL DEBT AUTHORIZED, DECEMBER 31,		Taxes Receivable	59,517.99
County Police	19,950.00	ISSUED AND UNISSUED GROSS DEBT	NET DEBT	Emergencies and Other Deferred Charges	440,088.45
Sheriff's Office	2,038,906.00	School		State Aid Receivable	87,993.98
Civil Defense and Disaster Control	57,955.00	Self-liquidating		Other Receivable	5,377,362.85
Environmental Inspection and Control		Other	139,484,352	TOTAL	47,796,763.80
Weights and Measures	119,113.00	Total	139,484,352	LIABILITIES RESERVES, AND SURPLUS	
Correctional and Penal	5,297,993.61			Cash Liabilities	36,094,590.08
Other Public Safety	139,162.00	ISSUED AND OUTSTANDING		Reserves For Receivables	948,091.93
PUBLIC WORKS		School		Surplus Dec. 31,	10,754,081.79
Roads and Bridges, Streets, Drainage		Self-liquidating		TOTAL	47,796,763.80
State Aid Motor Vehicle Fund		Other			
County Funds	3,947,230.00	Total	101,674,000.00		
Other Roads and Bridges		Equalized Valuation Basis			
Public Buildings and Grounds	3,173,996.00	for Net Debt Computation	7,872,411,000.00		
Other Public Works	1,390,287.10	CAPITAL OUTLAY TOTAL	33,120,326.92		
HEALTH AND WELFARE					
County Health Department	635,542.00	Public Enterprises			
Mental Health Activities	11,680,911.00	Recreation—Culture			
Tubercular Patient Care	61,257.00	Public Works	3,669,964.75		
County Hospitals, Homes	77,811.00	Buildings and Grounds	29,408,160.28		
County Aid to Hospitals		Library and Education	42,201.89		
Health Clinics		Conservation			
Mosquito Extermination	492,976.00	All Other			
Health Services Except Environmental	12,999,721.40				
County Welfare Board	13,553,556.77				
Child Welfare	2,194,042.00				
Other Welfare Services	899,651.00				
RECREATION AND CONSERVATION					
Parks, Playgrounds, Shade Trees	3,062,360.00				
Land Reclamation and Conservation					
Other Recreational Services					

COUNTY Camden

COUNTY SEAT Camden City

Form of Government: Board of Chosen Freeholders 7 Members

Number of Constituent Municipalities 37

Population Census 1980 471,650

Population Estimated 1983 479,535

Land Area — Square Miles 222.01

Net Valuation on which County Taxes are Apportioned \$8,373,172,386

Tax Rate per \$100 \$1.130

Tax Levy \$94,621,623.00

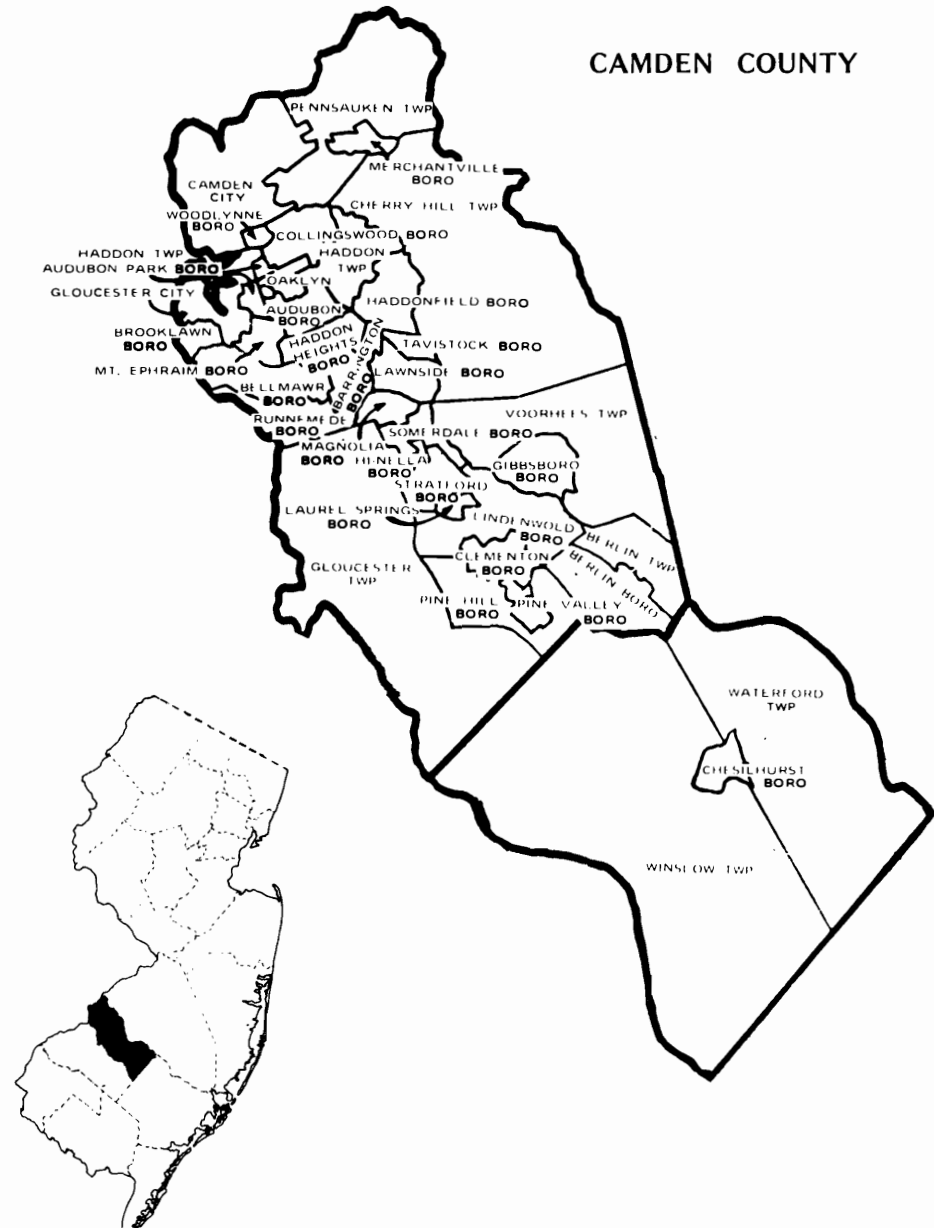
Distribution of Ratables:

Class	Line Items	Assessed Valuation	% of Valuation
Vacant Land	18,327	179,953,386	3.16
Residential	128,121	3,955,500,616	69.53
Farm	1,307	21,908,724	.39
Commercial	7,102	1,001,538,966	17.60
Industrial	660	248,122,760	4.36
Apartments	583	282,031,790	4.96
TOTAL	156,100	5,689,056,242	100.00

Bond Ratings:

Moody's AAA

Standard & Poor's AAA



0500

Population 1980 82,266 Net Valuation Taxable
 Population 1983 86,978 4,272,390,625
 S & P Rating A- Net Valuation on Which County Taxes
 Moody Rating AAA are apportioned:
 Land Area 263.37 Sq. Miles 5,694,338,127

CAPE MAY COUNTY – Class 6**Form of Government:****Board of Chosen Freeholders****Number of Freeholders on Board – 5****PER CAPITA:**

Gross Debt 904.74
 Net Debt 163.87
 Debt Service 31.84
 Total Tax Levy 269.90
 County Functions: 381.03

PER CENT:

Gross Debt 1.47
 Net Debt .27

EXPENDITURES		EXPENDITURES (cont'd.)		REVENUES REALIZED	
GENERAL GOVERNMENT		EDUCATION (excluding schools)		Property Taxes	
Governing Body and Public Boards	573,973.77	County Superintendent of Schools	77,201.00		23,475,342.86
County Clerk	223,941.00	Vocational Schools	1,701,387.84	Financial Business Tax	
Financial Administration	317,777.00	County College		Franchise Tax	
Board of Taxation	97,143.00	County Extension Services	192,484.00	Bank Corp. Tax	
Planning, Housing, Development	328,922.00	Libraries		Other Miscellaneous Taxes	
Human Resources	740,226.60	Other Educational Services	1,174,694.00	State Aid Revenues	1,075,746.35
Elections	323,056.00	STATUTORY EXPENDITURES		State Aid Revenues	1,379,097.20
General Administration	2,697,179.00	Pensions and F.I.C.A.	2,007,000.00	State and Local Fiscal Assistance Act Utilized	879,112.00
JUDICIARY		Employee Fringe Benefits	1,338,337.00	Institutional Revenues	2,524,209.64
Superior Court-Law Division	57,594.00	Other Statutory Expenditures	152,000.00	Courts	151,880.95
County Courts	165,489.00	Ceta & Other Public Employment Programs	1,222,098.64	County Clerk & Register	777,254.53
County District Courts	39,943.00	COUNTY FUNCTIONS TOTAL	29,863,261.66	Surrogate	58,457.32
Juvenile and Domestic Relations Courts	108,617.00	CAPITAL IMPROVEMENTS *MEMO	125,000.00	Sheriff	85,701.34
Jury Commission and Jurors' Fees	21,964.00	DEBT SERVICE		Other Miscellaneous Revenues	3,825,580.44
Law Library	11,798.00	Principal Payments	1,257,000.00	Other Revenues, Revenue Sharing, Tax Effort	
Prosecutor's Office	897,918.00	Interest Payments	1,512,010.33	TOTAL	34,232,382.63
Surrogate's Office	139,629.00	DEFERRED CHARGES	509,118.16	Prior Years Surplus Appropriated	2,400,000.00
Probation Office	747,947.00	RESERVE FOR UNCOLLECTED TAXES		REVENUES TOTAL	36,632,382.63
County Clerk (Judicial Functions)	173,322.00	EXPENDITURES TOTAL	33,141,390.15	CURRENT FINANCES DECEMBER 31,	
Sheriff's Office (Judicial Functions)	171,334.00			ASSETS	
Other Judicial				Cash Dec. 31,	8,616,190.10
PUBLIC SAFETY	9,000.00	CAPITAL DEBT AUTHORIZED, DECEMBER 31,		Taxes Receivable	226,369.74
County Police	222,649.00	ISSUED AND UNISSUED GROSS DEBT	NET DEBT	Emergencies and Other Deferred Charges	
Sheriff's Office	66,973.60	School		State Aid Receivable	52,000.00
Civil Defense and Disaster Control		Self-liquidating		Other Receivable	564,695.62
Environmental Inspection and Control	34,338.00	Other	78,692,853	TOTAL	9,459,255.46
Weights and Measures	1,634,233.00	Total	78,692,853	LIABILITIES RESERVES, AND SURPLUS	
Correctional and Penal	12,700.00			Cash Liabilities	3,318,642.05
Other Public Safety		ISSUED AND OUTSTANDING		Reserves For Receivables	791,065.36
PUBLIC WORKS	259,223.22	School		Surplus Dec. 31,	5,349,548.05
Roads and Bridges, Streets, Drainage	2,026,211.00	Self-liquidating		TOTAL	9,459,255.46
State Aid Motor Vehicle Fund		Other			
County Funds	1,000,938.98	Equalized Valuation Basis			
Other Roads and Bridges	37,421.74	for Net Debt Computation	5,353,158,066.67		
Public Buildings and Grounds		CAPITAL OUTLAY TOTAL	1,007,802.01		
Other Public Works					
HEALTH AND WELFARE	66,938.00	Public Enterprises			
County Health Department	1,005,494.00	Recreation—Culture	353.15		
Mental Health Activities		Public Works	72,321.89		
Tubercular Patient Care		Buildings and Grounds	906,764.00		
County Hospitals, Homes	12,150.00	Library and Education	28,362.97		
County Aid to Hospitals		Conservation			
Health Clinics		All Other			
Mosquito Extermination	1,158,356.00				
Health Services Except Environmental	4,164,838.80				
County Welfare Board	1,687,572.00				
Child Welfare	153,000.00				
Other Welfare Services	78,150.00				
RECREATION AND CONSERVATION	526,098.47				
Parks, Playgrounds, Shade Trees	4,000.00				
Land Reclamation and Conservation					
Other Recreational Services					

COUNTY Cape May

COUNTY SEAT Cape May Court House

Form of Government: Board of Chosen Freeholders 5 Members

Number of Constituent Municipalities 16

Population Census 1980 82,266

Population Estimated 1983 86,978

Land Area — Square Miles 263.37

Net Valuation on which County Taxes are Apportioned \$5,694,338,127

Tax Rate per \$100 \$.412

Tax Levy \$23,475,342.86

Distribution of Ratables:

Class	Line Items	Assessed Valuation	% of Valuation
Vacant Land	16,618	228,466,290	5.39
Residential	52,818	3,068,288,702	72.39
Farm	880	12,801,600	.30
Commercial	3,287	731,796,396	17.27
Industrial	47	14,575,140	.34
Apartments	1,043	182,675,201	4.31
TOTAL	74,693	4,238,603,329	100.00

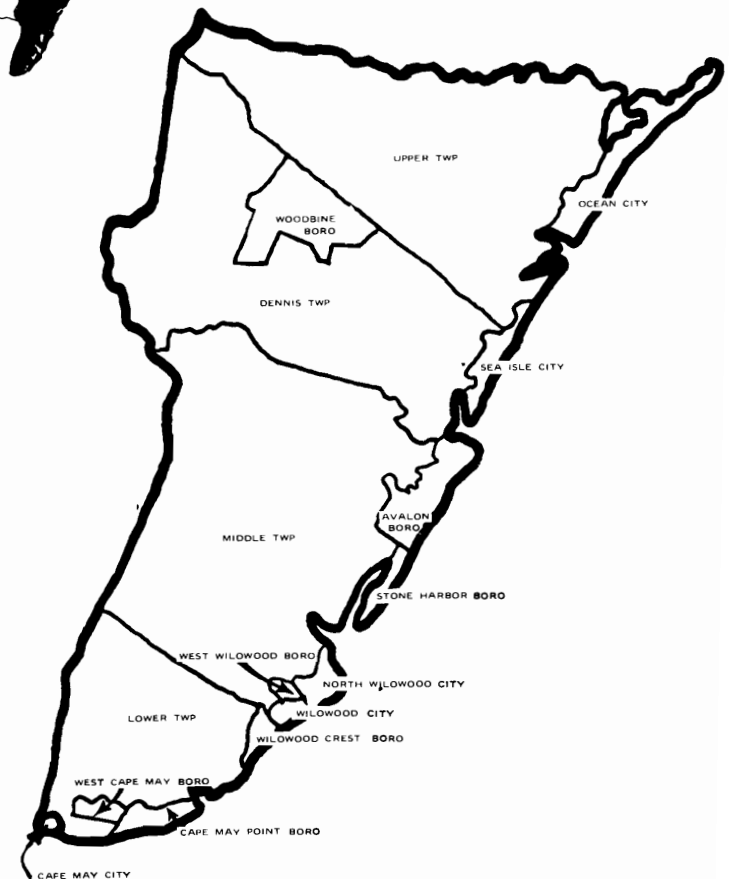
Bond Ratings:

Moody's AAA

Standard & Poor's A-



CAPE MAY COUNTY



0600

Population 1980 132,866 Net Valuation Taxable
 Population 1983 133,196 1,551,474,083
 S & P Rating A Net Valuation on Which County Taxes
 Moody Rating AAA are apportioned:
 Land Area 501.73 Sq. Miles 1,892,024,877

CUMBERLAND COUNTY – Class 3
Form of Government:
Board of Chosen Freeholders
Number of Freeholders on Board – 7

PER CAPITA:
 Gross Debt 146.81
 Net Debt 145.32
 Debt Service 19.16
 Total Tax Levy 156.37
 County Functions: 259.53

PER CENT:
 Gross Debt 1.09
 Net Debt 1.08

EXPENDITURES		EXPENDITURES (cont'd.)		REVENUES REALIZED	
GENERAL GOVERNMENT		EDUCATION (excluding schools)		Property Taxes	20,827,489.74
Governing Body and Public Boards	117,534.00	County Superintendent of Schools	116,484.00	Financial Business Tax	
County Clerk	231,882.00	Vocational Schools	473,245.50	Franchise Tax	
Financial Administration	353,749.00	County College	1,098,297.00	Bank Corp. Tax	
Board of Taxation	36,258.00	County Extension Services	242,003.00	Other Miscellaneous Taxes	
Planning, Housing, Development	279,571.68	Libraries	306,292.00	State Aid Revenues	2,266,574.32
Human Resources	499,317.57	Other Educational Services	123,001.80	Federal Aid Revenues	2,457,611.08
Elections	185,248.00	STATUTORY EXPENDITURES		State and Local Fiscal Assistance Act Utilized	2,193,145.00
General Administration	1,464,535.02	Pensions and F.I.C.A.	1,572,926.00	Institutional Revenues	3,680,792.79
JUDICIARY		Employee Fringe Benefits	777,933.00	Courts	46,952.61
Superior Court-Law Division	46,170.00	Other Statutory Expenditures	188,063.00	County Clerk & Register	290,852.23
County Courts	302,183.00	Ceta & Other Public Employment Programs	2,079,817.71	Surrogate	56,590.14
County District Courts	75,238.00	COUNTY FUNCTIONS TOTAL	32,001,628.70	Sheriff	65,844.09
Juvenile and Domestic Relations Courts	96,400.00	CAPITAL IMPROVEMENTS *MEMO	443,000.00	Other Miscellaneous Revenues	2,841,527.99
Jury Commission and Jurors' Fees	63,715.00	DEBT SERVICE		Other Revenues, Revenue Sharing, Tax Effort	
Law Library	14,422.00	Principal Payments	1,105,000.00	TOTAL	34,727,379.99
Prosecutor's Office	573,154.00	Interest Payments	1,446,568.80	Prior Years Surplus Appropriated	1,367,231.23
Surrogate's Office	122,218.00	DEFERRED CHARGES	15,347.06	REVENUES TOTAL	36,094,611.22
Probation Office	586,760.75	RESERVE FOR UNCOLLECTED TAXES		CURRENT FINANCES DECEMBER 31,	
County Clerk (Judicial Functions)	177,937.00	EXPENDITURES TOTAL	34,568,544.56	ASSETS	
Sheriff's Office (Judicial Functions)	118,664.00			Cash Dec. 31,	5,994,394.71
Other Judicial				Taxes Receivable	
PUBLIC SAFETY		CAPITAL DEBT AUTHORIZED, DECEMBER 31,		Emergencies and Other Deferred Charges	115,450.53
County Police	23,903.01	ISSUED AND UNISSUED GROSS DEBT	NET DEBT	State Aid Receivable	162,500.00
Sheriff's Office	815,090.00	School		Other Receivable	174,741.48
Civil Defense and Disaster Control	40,281.00	Self-liquidating	19,555,000	TOTAL	6,447,086.72
Environmental Inspection and Control		Other	19,356,455	LIABILITIES RESERVES, AND SURPLUS	
Weights and Measures	69,290.00	Total	19,555,000	Cash Liabilities	3,435,381.96
Correctional and Penal	2,300,176.00			Reserves For Receivables	171,408.44
Other Public Safety	2,000.00			Surplus Dec. 31,	2,840,296.32
PUBLIC WORKS		ISSUED AND OUTSTANDING		TOTAL	6,447,086.72
Roads and Bridges, Streets, Drainage	300,000.00	School			
State Aid Motor Vehicle Fund		Self-liquidating	14,204,000.00		
County Funds	1,569,303.00	Other	14,204,000.00		
Other Roads and Bridges		Total	14,204,000.00		
Public Buildings and Grounds	800,775.00	Equalized Valuation Basis			
Other Public Works	269,815.00	for Net Debt Computation	1,791,609,418.67		
HEALTH AND WELFARE		CAPITAL OUTLAY TOTAL	2,219,926.13		
County Health Department	73,804.00				
Mental Health Activities	2,204,554.00	Public Enterprises			
Tubercular Patient Care		Recreation—Culture			
County Hospitals, Homes	4,621,977.00	Public Works	34,820.56		
County Aid to Hospitals	24,110.00	Buildings and Grounds	1,260,470.27		
Health Clinics	14,101.06	Library and Education	924,635.30		
Mosquito Extermination	297,831.00	Conservation			
Health Services Except Environmental	1,107,958.87	All Other			
County Welfare Board	4,482,554.00				
Child Welfare	16,214.19				
Other Welfare Services	250,565.00				
RECREATION AND CONSERVATION					
Parks, Playgrounds, Shade Trees	33,841.54				
Land Reclamation and Conservation	9,000.00				
Other Recreational Services	351,465.00				

COUNTY Cumberland

COUNTY SEAT Bridgeton City

Form of Government. Board of Chosen Freeholders 7 Members

Number of Constituent Municipalities 14

Population Census 1980 132,866

Population Estimated 1983 133,196

Land Area — Square Miles 501.73

Net Valuation on which County Taxes are Apportioned \$1,892,024,877

Tax Rate per \$100 \$1.100

Tax Levy \$20,827,489.74

Distribution of Ratables:

Class	Line Items	Assessed Valuation	% of Valuation
Vacant Land	18,475	76,155,348	5.04
Residential	33,387	967,847,243	64.01
Farm	4,559	77,421,198	5.12
Commercial	2,541	211,250,025	13.97
Industrial	356	132,595,390	8.77
Apartments	142	46,678,150	3.09
TOTAL	59,460	1,511,947,354	100.00

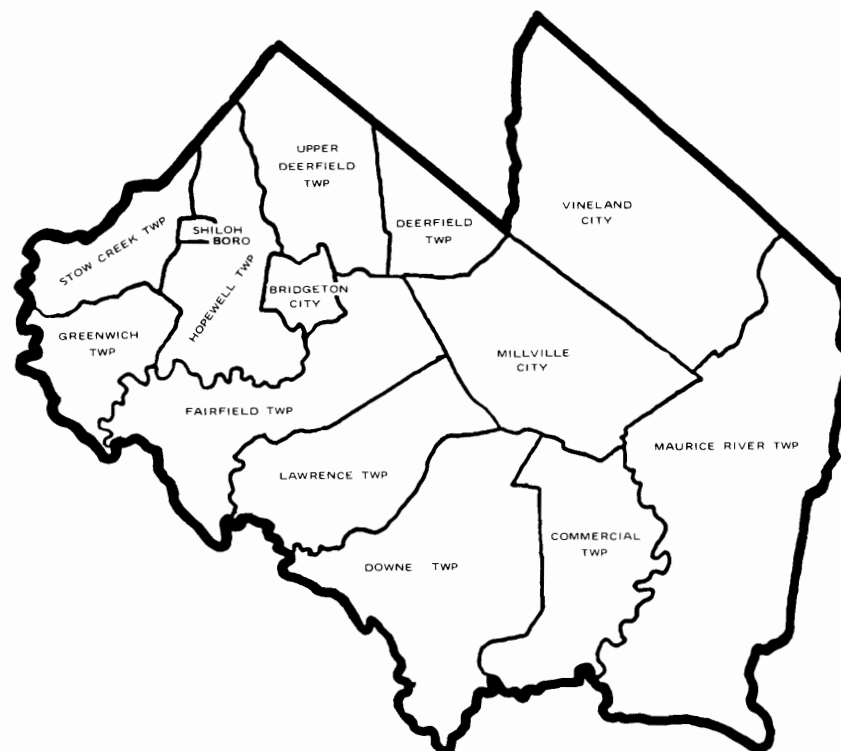
Bond Ratings:

Moody's AAA

Standard & Poor's A



CUMBERLAND COUNTY



0700

Population 1980 851,116 Net Valuation Taxable
 Population 1983 842,640 8,419,321,100
 S & P Rating Net Valuation on Which County Taxes
 Moody Rating AA are apportioned:
 Land Area 127.44 Sq. Miles 14,791,075,524

ESSEX COUNTY – Class 1
Form of Government:
County Exec. Plan – (O.C.C.L – 1972)
Number of Freeholders on Board – 9

PER CAPITA:
 Gross Debt 163.70
 Net Debt 147.08
 Debt Service 12.51
 Total Tax Levy 191.35
 County Functions: 353.54

PER CENT:
 Gross Debt 1.01
 Net Debt .91

EXPENDITURES		EXPENDITURES (cont'd.)		REVENUES REALIZED	
GENERAL GOVERNMENT		EDUCATION (excluding schools)		Property Taxes	161,240,692.66
Governing Body and Public Boards		County Superintendent of Schools	266,918.00	Financial Business Tax	
County Clerk	1,520,022.20	Vocational Schools	5,336,193.00	Franchise Tax	1,258,509.00
Financial Administration	1,828,246.00	County College	6,707,177.00	Bank Corp. Tax	
Board of Taxation	291,173.00	County Extension Services	172,243.00	Other Miscellaneous Taxes	
Planning, Housing, Development	609,919.45	Libraries		State Aid Revenues	57,578,642.64
Human Resources	2,938,406.69	Other Educational Services	195,476.64	Federal Aid Revenues	10,610,611.39
Elections	1,743,708.00	STATUTORY EXPENDITURES		State and Local Fiscal Assistance Act Utilized	10,582,945.00
General Administration	20,692,614.90	Pensions and F.I.C.A.	22,331,582.00	Institutional Revenues	4,701,460.98
JUDICIARY		Employee Fringe Benefits	7,543,180.00	Courts	937,753.05
Superior Court-Law Division	11,703,111.00	Other Statutory Expenditures		County Clerk & Register	2,202,032.36
County Courts		Ceta & Other Public Employment Programs	4,663,660.47	Surrogate	329,763.58
County District Courts		COUNTY FUNCTIONS TOTAL	278,076,156.15	Sheriff	569,600.06
Juvenile and Domestic Relations Courts		CAPITAL IMPROVEMENTS *MEMO	850,000.00	Other Miscellaneous Revenues	39,594,653.30
Jury Commission and Jurors' Fees	1,115,205.00	DEBT SERVICE		Other Revenues, Revenue Sharing, Tax Effort	
Law Library	71,356.00	Principal Payments	4,458,000.00	TOTAL	289,606,664.02
Prosecutor's Office	8,052,212.00	Interest Payments	6,081,373.92	Prior Years Surplus Appropriated	
Surrogate's Office	613,735.00			REVENUES TOTAL	289,606,664.02
Probation Office		DEFERRED CHARGES	9,287,510.64	CURRENT FINANCES DECEMBER 31,	
County Clerk (Judicial Functions)	2,817,765.00	RESERVE FOR UNCOLLECTED TAXES		ASSETS	
Sheriff's Office (Judicial Functions)	2,752,892.00	EXPENDITURES TOTAL	297,903,040.71	Cash Dec. 31,	8,919,277.18
Other Judicial				Taxes Receivable	385,020.72
PUBLIC SAFETY		CAPITAL DEBT AUTHORIZED, DECEMBER 31,		Emergencies and Other Deferred Charges	7,785,876.65
County Police	3,281,913.05	ISSUED AND UNISSUED GROSS DEBT		State Aid Receivable	7,938,421.74
Sheriff's Office	6,241,574.00	School		Other Receivable	5,937,567.29
Civil Defense and Disaster Control		Self-liquidating	137,941,359	TOTAL	30,966,163.58
Environmental Inspection and Control	1,094,503.00	Other		LIABILITIES RESERVES, AND SURPLUS	
Weights and Measures		Total	137,941,359	Cash Liabilities	21,848,488.81
Correctional and Penal	19,154,090.00			Reserves For Receivables	6,322,588.01
Other Public Safety	3,000.00			Surplus Dec. 31,	2,795,086.76
PUBLIC WORKS		ISSUED AND OUTSTANDING		TOTAL	30,966,163.58
Roads and Bridges, Streets, Drainage		School			
State Aid Motor Vehicle Fund		Self-liquidating			
County Funds	2,591,833.00	Other	86,795,500.00		
Other Roads and Bridges		Total	86,795,500.00		
Public Buildings and Grounds	13,345,919.00				
Other Public Works	1,543,368.00	Equalized Valuation Basis	13,588,464,809.33		
HEALTH AND WELFARE		for Net Debt Computation			
County Health Department	576,692.33	CAPITAL OUTLAY TOTAL	13,009,152.24		
Mental Health Activities	13,459,074.22				
Tubercular Patient Care		Public Enterprises			
County Hospitals, Homes	23,282,494.50	Recreation—Culture	2,168,565.58		
County Aid to Hospitals	10,582,945.00	Public Works	4,007,715.57		
Health Clinics		Buildings and Grounds	3,548,776.64		
Mosquito Extermination		Library and Education	3,284,094.45		
Health Services Except Environmental	4,450,164.71	Conservation			
County Welfare Board	27,923,877.58	All Other			
Child Welfare	3,196,492.00				
Other Welfare Services	31,789,598.00				
RECREATION AND CONSERVATION					
Parks, Playgrounds, Shade Trees	8,646,131.58				
Land Reclamation and Conservation	1,715.36				
Other Recreational Services	2,943,974.47				

COUNTY Essex

COUNTY SEAT Newark City

Form of Government:* Board of Chosen Freeholders 9 Members

Number of Constituent Municipalities 22

Population Census 1980 851,116

Population Estimated 1983 842,640

Land Area — Square Miles 127.44

Net Valuation on which County Taxes are Apportioned \$14,791,075,524

Tax Rate per \$100 \$1,090

Tax Levy \$161,240,692.66

Distribution of Ratables:

Class	Line Items	Assessed Valuation	% of Valuation
Vacant Land	8,086	144,996,000	1.77
Residential	135,045	5,448,765,100	66.44
Farm	65	13,009,100	.16
Commercial	11,094	1,378,310,400	16.81
Industrial	2,449	679,864,500	8.28
Apartments	3,248	536,467,700	6.54
TOTAL	159,987	8,201,412,800	100.00

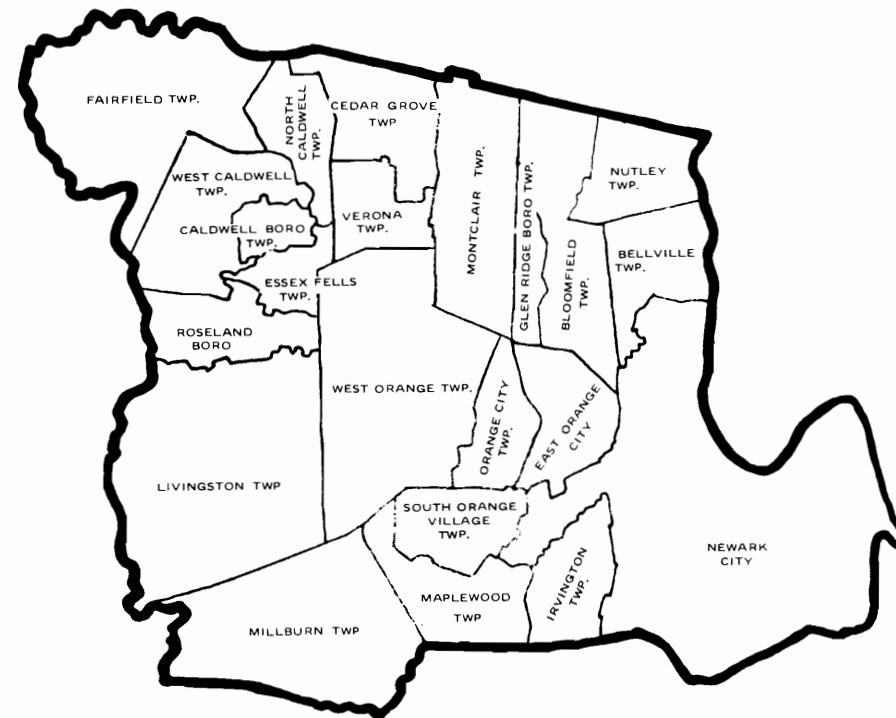
Bond Ratings:

Moody's AA

Standard & Poor's None



ESSEX COUNTY



*County Executive Plan — Optional County Charter Law-1972

0800

Population 1980 199,917 Net Valuation Taxable
 Population 1983 204,884 3,516,415,953
 S & P Rating A+ Net Valuation on Which County Taxes
 Moody Rating A1 are apportioned:
 Land Area 328.36 Sq. Miles 4,157,273,595

GLOUCESTER COUNTY - Class 3
Form of Government:
Board of Chosen Freeholders
Number of Freeholders on Board - 7

PER CAPITA: Gross Debt 163.84 PER CENT: Gross Debt .85
 Net Debt 150.81 Net Debt .78
 Debt Service 11.56
 Total Tax Levy 125.30
 County Functions: 204.99

EXPENDITURES		EXPENDITURES (cont'd.)		REVENUES REALIZED	
GENERAL GOVERNMENT		EDUCATION (excluding schools)		Property Taxes	25,671,914.63
Governing Body and Public Boards	318,735.85	County Superintendent of Schools	144,765.00	Financial Business Tax	
County Clerk	239,280.00	Vocational Schools	1,159,611.00	Franchise Tax	
Financial Administration	585,543.60	County College	2,671,878.00	Bank Corp. Tax	
Board of Taxation	122,587.00	County Extension Services	182,784.00	Other Miscellaneous Taxes	
Planning, Housing, Development	646,796.78	Libraries		State Aid Revenues	2,807,950.24
Human Resources	409,180.00	Other Educational Services	238,600.00	Federal Aid Revenues	1,624,844.00
Elections	504,732.00	STATUTORY EXPENDITURES		State and Local Fiscal Assistance Act Utilized	1,827,900.00
General Administration	6,092,777.97	Pensions and F.I.C.A.	2,048,000.00	Institutional Revenues	440,441.36
JUDICIARY		Employee Fringe Benefits	1,269,000.00	Courts	66,804.85
Superior Court-Law Division	336,606.50	Other Statutory Expenditures	200,000.00	County Clerk & Register	688,995.52
County Courts	41,618.00	Ceta & Other Public Employment Programs	1,606,844.00	Surrogate	56,689.31
County District Courts	155,050.00	COUNTY FUNCTIONS TOTAL	39,607,080.99	Sheriff	149,747.36
Juvenile and Domestic Relations Courts	101,860.43	CAPITAL IMPROVEMENTS *MEMO	1,034,000.00	Other Miscellaneous Revenues	7,045,797.58
Jury Commission and Jurors' Fees	128,218.00	DEBT SERVICE		Other Revenues, Revenue Sharing, Tax Effort	
Law Library	9,500.00	Principal Payments	790,000.00	TOTAL	40,381,084.85
Prosecutor's Office	1,356,314.27	Interest Payments	1,579,470.00	Prior Years Surplus Appropriated	5,574,260.47
Surrogate's Office	193,410.00			REVENUES TOTAL	45,955,345.32
Probation Office	1,369,508.00	DEFERRED CHARGES	21,951.64		
County Clerk (Judicial Functions)	360,420.67	RESERVE FOR UNCOLLECTED TAXES			
Sheriff's Office (Judicial Functions)	141,369.00				
Other Judicial					
PUBLIC SAFETY		EXPENDITURES TOTAL	41,998,502.63	CURRENT FINANCES DECEMBER 31,	
County Police	68,725.80			ASSETS	
Sheriff's Office	706,796.00	CAPITAL DEBT AUTHORIZED, DECEMBER 31,		Cash Dec. 31,	14,463,508.68
Civil Defense and Disaster Control	925.00	ISSUED AND UNISSUED		Taxes Receivable	448,023.81
Environmental Inspection and Control		SCHOOL		Emergencies and Other Deferred Charges	
Weights and Measures	53,659.00	Self-liquidating		State Aid Receivable	126,035.75
Correctional and Penal	1,600,417.00	Other	33,567,375	Other Receivable	1,793,921.52
Other Public Safety	38,300.00	Total	33,567,375	TOTAL	16,831,489.76
PUBLIC WORKS		ISSUED AND OUTSTANDING		LIABILITIES RESERVES, AND SURPLUS	
Roads and Bridges, Streets, Drainage		SCHOOL		Cash Liabilities	7,885,733.12
State Aid Motor Vehicle Fund		Self-liquidating		Reserves For Receivables	448,023.81
County Funds	2,457,928.35	Other	22,480,225.00	Surplus Dec. 31,	8,497,732.83
Other Roads and Bridges		Total	22,480,225.00	TOTAL	16,831,489.76
Public Buildings and Grounds	1,860,896.00	Equalized Valuation Basis			
Other Public Works	794,241.00	for Net Debt Computation	3,946,539,562.00		
HEALTH AND WELFARE		CAPITAL OUTLAY TOTAL	3,585,556.89		
County Health Department	1,045,948.28				
Mental Health Activities	2,218,753.30	Public Enterprises			
Tubercular Patient Care		Recreation—Culture			
County Hospitals, Homes		Public Works	473,137.98		
County Aid to Hospitals	100,000.00	Buildings and Grounds	2,923,223.69		
Health Clinics		Library and Education	189,195.22		
Mosquito Extermination	355,000.00	Conservation			
Health Services Except Environmental	482,780.76	All Other			
County Welfare Board	4,044,623.37				
Child Welfare	422,696.00				
Other Welfare Services	211,561.00				
RECREATION AND CONSERVATION					
Parks, Playgrounds, Shade Trees	490,570.06				
Land Reclamation and Conservation	18,270.00				
Other Recreational Services					

COUNTY Gloucester

COUNTY SEAT Woodbury City

Form of Government: Board of Chosen Freeholders 7 Members

Number of Constituent Municipalities 24

Population Census 1980 199,917

Population Estimated 1983 204,884

Land Area – Square Miles 328.36

Net Valuation on which County Taxes are Apportioned \$4,157,273,595

Tax Rate per \$100 \$.617

Tax Levy \$25,671,914.63

Distribution of Ratables:

Class	Line Items	Assessed Valuation	% of Valuation
Vacant Land	14,067	170,545,000	4.93
Residential	53,543	2,114,867,900	61.13
Farm	5,310	117,374,250	3.39
Commercial	2,948	554,436,300	16.03
Industrial	176	403,052,200	11.65
Apartments	177	99,211,300	2.87
TOTAL	76,221	3,459,486,950	100.00

Bond Ratings:

Moody's A1

Standard & Poor's A+



GLOUCESTER COUNTY



0900

Population 1980 556,972 Net Valuation Taxable
 Population 1983 560,313 4,097,364,405
 S & P Rating A Net Valuation on Which County Taxes
 Moody Rating AAA are apportioned:
 Land Area 46.42 Sq. Miles 6,828,929,372

HUDSON COUNTY - Class 1
Form of Government:
County Exec. Plan - (O.C.C.L. - 1972)
Number of Freeholders on Board - 9
PER CAPITA:

Gross Debt 81.87
 Net Debt 75.49
 Debt Service 10.56
 Total Tax Levy 139.80
 County Functions: 246.17

PER CENT:

Gross Debt .73
 Net Debt .67

EXPENDITURES		EXPENDITURES (cont'd.)		REVENUES REALIZED	
GENERAL GOVERNMENT		EDUCATION (excluding schools)		Property Taxes	78,332,674.34
Governing Body and Public Boards	136,255.00	County Superintendent of Schools	93,490.00	Financial Business Tax	
County Clerk	752,880.00	Vocational Schools	5,633,401.50	Franchise Tax	
Financial Administration	758,732.95	County College	1,354,097.50	Bank Corp. Tax	
Board of Taxation		County Extension Services		Other Miscellaneous Taxes	
Planning, Housing, Development		Libraries		State Aid Revenues	20,304,708.71
Human Resources	3,008,672.36	Other Educational Services	6,226,461.31	Federal Aid Revenues	1,152,646.29
Elections	1,746,055.00	STATUTORY EXPENDITURES	11,274,264.00	State and Local Fiscal Assistance Act Utilized	6,462,629.62
General Administration	5,720,826.00	Pensions and F.I.C.A.	4,625,000.00	Institutional Revenues	19,113,713.55
JUDICIARY		Employee Fringe Benefits	500,000.00	Courts	385,959.16
Superior Court-Law Division	1,123,345.00	Other Statutory Expenditures		County Clerk & Register	1,194,139.72
County Courts		Ceta & Other Public Employment Programs		Surrogate	142,924.96
County District Courts	916,640.00	COUNTY FUNCTIONS TOTAL	131,717,687.69	Sheriff	296,769.24
Juvenile and Domestic Relations Courts	719,615.00	CAPITAL IMPROVEMENTS *MEMO	526,000.00	Other Miscellaneous Revenues	9,707,573.30
Jury Commission and Jurors' Fees	398,320.00	DEBT SERVICE		Other Revenues, Revenue Sharing, Tax Effort	
Law Library		Principal Payments	3,095,000.00	TOTAL	137,093,738.89
Prosecutor's Office	4,683,098.00	Interest Payments	2,820,237.76	Prior Years Surplus Appropriated	11,905,000.00
Surrogate's Office	350,625.00	DEFERRED CHARGES	300,000.00	REVENUES TOTAL	148,998,738.89
Probation Office	2,526,886.00	RESERVE FOR UNCOLLECTED TAXES		CURRENT FINANCES DECEMBER 31,	
County Clerk (Judicial Functions)	723,850.00	EXPENDITURES TOTAL	137,932,925.45	ASSETS	
Sheriff's Office (Judicial Functions)	950,695.00			Cash Dec. 31,	39,287,280.08
Other Judicial				Taxes Receivable	370,000.00
PUBLIC SAFETY		CAPITAL DEBT AUTHORIZED, DECEMBER 31,	NET DEBT	Emergencies and Other Deferred Charges	20,000.00
County Police	1,849,932.00	ISSUED AND UNISSUED GROSS DEBT	7,576,999	State Aid Receivable	6,298,613.02
Sheriff's Office	1,464,990.00	School	10,874,999	Other Receivable	45,975,893.10
Civil Defense and Disaster Control	27,940.00	Self-liquidating		TOTAL	
Environmental Inspection and Control		Other	34,998,480	LIABILITIES RESERVES, AND SURPLUS	
Weights and Measures	62,155.00	Total	45,873,479	Cash Liabilities	23,801,797.23
Correctional and Penal	6,528,895.00			Reserves For Receivables	4,726,772.99
Other Public Safety	0,000.00	ISSUED AND OUTSTANDING		Surplus Dec. 31,	17,447,322.88
PUBLIC WORKS		School	9,593,000.00	TOTAL	45,975,893.10
Roads and Bridges, Streets, Drainage	307,170.54	Self-liquidating			
State Aid Motor Vehicle Fund		Other			
County Funds	1,868,590.00	Total	21,563,000.00		
Other Roads and Bridges		Equalized Valuation Basis	31,156,000.00		
Public Buildings and Grounds	1,732,550.00	for Net Debt Computation	6,310,276,972.33		
Other Public Works	510,309.44	CAPITAL OUTLAY TOTAL	1,232,168.32		
HEALTH AND WELFARE		Public Enterprises			
County Health Department	453,625.00	Recreation—Culture	42,671.10		
Mental Health Activities	12,870,590.23	Public Works	71,209.50		
Tubercular Patient Care		Buildings and Grounds	938,049.42		
County Hospitals, Homes	345,630.00	Library and Education	180,238.30		
County Aid to Hospitals	23,057,500.00	Conservation			
Health Clinics	88,340.00	All Other			
Mosquito Extermination					
Health Services Except Environmental	1,801,000.00				
County Welfare Board	20,496,047.00				
Child Welfare	1,220,000.00				
Other Welfare Services	48,290.00				
RECREATION AND CONSERVATION					
Parks, Playgrounds, Shade Trees	1,973,753.86				
Land Reclamation and Conservation	281,170.00				
Other Recreational Services					

COUNTY Hudson

COUNTY SEAT Jersey City

Form of Government:* Board of Chosen Freeholders 9 Members

Number of Constituent Municipalities 12

Population Census 1980 556,972

Population Estimated 1983 560,313

Land Area – Square Miles 46.42

Net Valuation on which County Taxes are Apportioned \$6,828,929,372

Tax Rate per \$100 \$1.147

Tax Levy \$77,515,682.92

Distribution of Ratables:

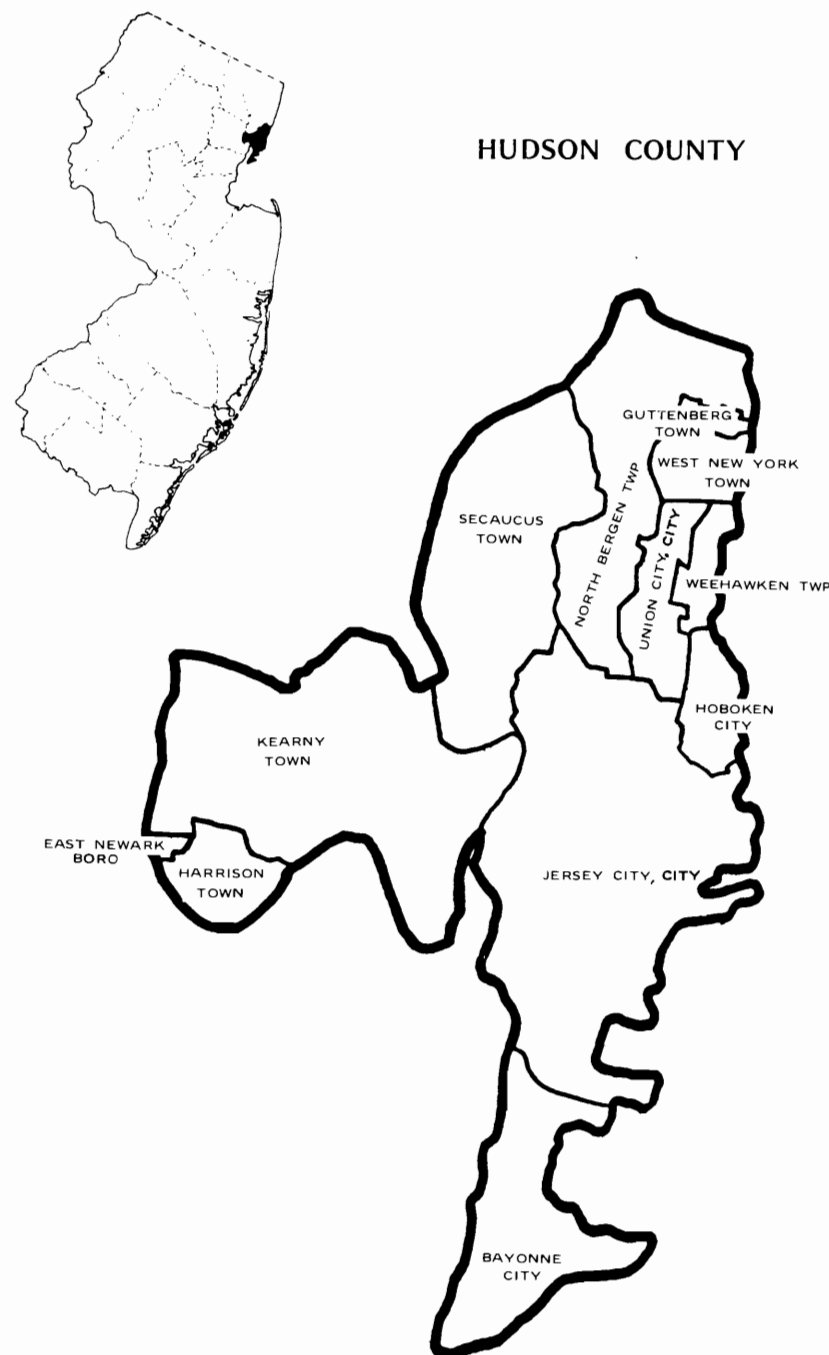
Class	Line Items	Assessed Valuation	% of Valuation
Vacant Land	6,247	158,984,975	3.96
Residential	64,891	1,675,246,391	41.72
Farm	-0-	-0-	-0-
Commercial	10,624	701,271,700	17.46
Industrial	2,901	1,113,006,000	27.72
Apartments	4,807	367,125,250	9.14
TOTAL	89,470	4,015,634,316	100.00

Bond Ratings:

Moody's AAA

Standard & Poor's A

*County Executive Plan – Optional County Charter Law-1972



1000
 Population 1980 87,361 Net Valuation Taxable
 Population 1983 90,525 2,727,017,018
 S & P Rating
 Moody Rating **A1** are apportioned:
 Land Area **429.60** Sq. Miles 3,056,227,009

HUNTERDON COUNTY – Class 3
Form of Government:
Board of Chosen Freeholders
Number of Freeholders on Board – 3

PER CAPITA:
 Gross Debt 285.48
 Net Debt 285.18
 Debt Service 24.55
 Total Tax Levy 153.59
 County Functions: 202.61

PER CENT:
 Gross Debt .91
 Net Debt .91

EXPENDITURES		EXPENDITURES (cont'd.)		REVENUES REALIZED	
GENERAL GOVERNMENT		EDUCATION (excluding schools)		Property Taxes	13,904,000.00
Governing Body and Public Boards	90,430.00	County Superintendent of Schools	108,200.00	Financial Business Tax	
County Clerk	246,940.00	Vocational Schools		Franchise Tax	
Financial Administration	193,375.00	County College		Bank Corp. Tax	
Board of Taxation	68,345.00	County Extension Services	119,970.00	Other Miscellaneous Taxes	
Planning, Housing, Development	333,100.00	Libraries		State Aid Revenues	749,376.50
Human Resources	494,470.00	Other Educational Services	1,161,775.00	Federal Aid Revenues	115,000.00
Elections	164,920.00	STATUTORY EXPENDITURES		State and Local Fiscal Assistance Act Utilized	500,238.41
General Administration	1,457,247.16	Pensions and F.I.C.A.	1,061,000.00	Institutional Revenues	224,114.39
JUDICIARY		Employee Fringe Benefits	490,000.00	Courts	18,348.50
Superior Court-Law Division	112,350.00	Other Statutory Expenditures	55,000.00	County Clerk & Register	279,450.78
County Courts	157,240.00	Ceta & Other Public Employment Programs	115,000.00	Surrogate	52,110.03
County District Courts	52,110.00	COUNTY FUNCTIONS TOTAL	16,031,429.57	Sheriff	45,267.39
Juvenile and Domestic Relations Courts		CAPITAL IMPROVEMENTS *MEMO	300,000.00	Other Miscellaneous Revenues	2,156,830.90
Jury Commission and Jurors' Fees	65,970.00	DEBT SERVICE		Other Revenues, Revenue Sharing, Tax Effort	
Law Library	42,650.00	Principal Payments	1,273,000.00	TOTAL	18,044,736.90
Prosecutor's Office	739,000.00	Interest Payments	949,265.00	Prior Years Surplus Appropriated	1,900,000.00
Surrogate's Office	90,000.00	DEFERRED CHARGES	87,369.43	REVENUES TOTAL	19,944,736.90
Probation Office	421,500.00	RESERVE FOR UNCOLLECTED TAXES		CURRENT FINANCES DECEMBER 31,	
County Clerk (Judicial Functions)	18,950.00	EXPENDITURES TOTAL	18,341,064.00	ASSETS	
Sheriff's Office (Judicial Functions)	47,092.00	CAPITAL DEBT AUTHORIZED, DECEMBER 31,		Cash Dec. 31,	5,403,426.78
Other Judicial		ISSUED AND UNISSUED GROSS DEBT	NET DEBT	Taxes Receivable	183,135.30
PUBLIC SAFETY		School		Emergencies and Other Deferred Charges	2,825.15
County Police	381,369.00	Self-liquidating		State Aid Receivable	3,791.15
Sheriff's Office	354,500.00	Other	25,843,000	Other Receivable	639,721.90
Civil Defense and Disaster Control	45,185.00	Total	25,843,000	TOTAL	6,232,900.28
Environmental Inspection and Control		ISSUED AND OUTSTANDING		LIABILITIES RESERVES, AND SURPLUS	
Weights and Measures	37,425.00	School		Cash Liabilities	2,286,973.18
Correctional and Penal	845,000.00	Self-liquidating		Reserves For Receivables	620,173.48
Other Public Safety	17,420.00	Other		Surplus Dec. 31,	3,325,753.62
PUBLIC WORKS		Total	20,818,000.00	TOTAL	6,232,900.28
Roads and Bridges, Streets, Drainage	15,000.00	Equalized Valuation Basis for Net Debt Computation	2,847,982,162.00		
State Aid Motor Vehicle Fund		CAPITAL OUTLAY TOTAL	3,655,202.70		
County Funds	2,623,520.00	Public Enterprises			
Other Roads and Bridges		Recreation—Culture	688,391.81		
Public Buildings and Grounds	402,000.00	Public Works	1,619,225.39		
Other Public Works	196,388.00	Buildings and Grounds	1,346,169.40		
HEALTH AND WELFARE		Library and Education	792.78		
County Health Department	44,855.00	Conservation	623.32		
Mental Health Activities	1,356,847.41	All Other			
Tubercular Patient Care					
County Hospitals, Homes					
County Aid to Hospitals					
Health Clinics	22,400.00				
Mosquito Extermination					
Health Services Except Environmental	352,227.00				
County Welfare Board	704,759.00				
Child Welfare	344,000.00				
Other Welfare Services	94,025.00				
RECREATION AND CONSERVATION					
Parks, Playgrounds, Shade Trees	4,500.00				
Land Reclamation and Conservation	53,870.00				
Other Recreational Services	229,505.00				

COUNTY Hunterdon

COUNTY SEAT Flemington Borough

Form of Government: Board of Chosen Freeholders 3 Members

Number of Constituent Municipalities 26

Population Census 1980 87,361

Population Estimated 1983 90,525

Land Area — Square Miles 429.60

Net Valuation on which County Taxes are Apportioned \$3,056,227,009

Tax Rate per \$100 \$.454

Tax Levy \$13,904,000.00

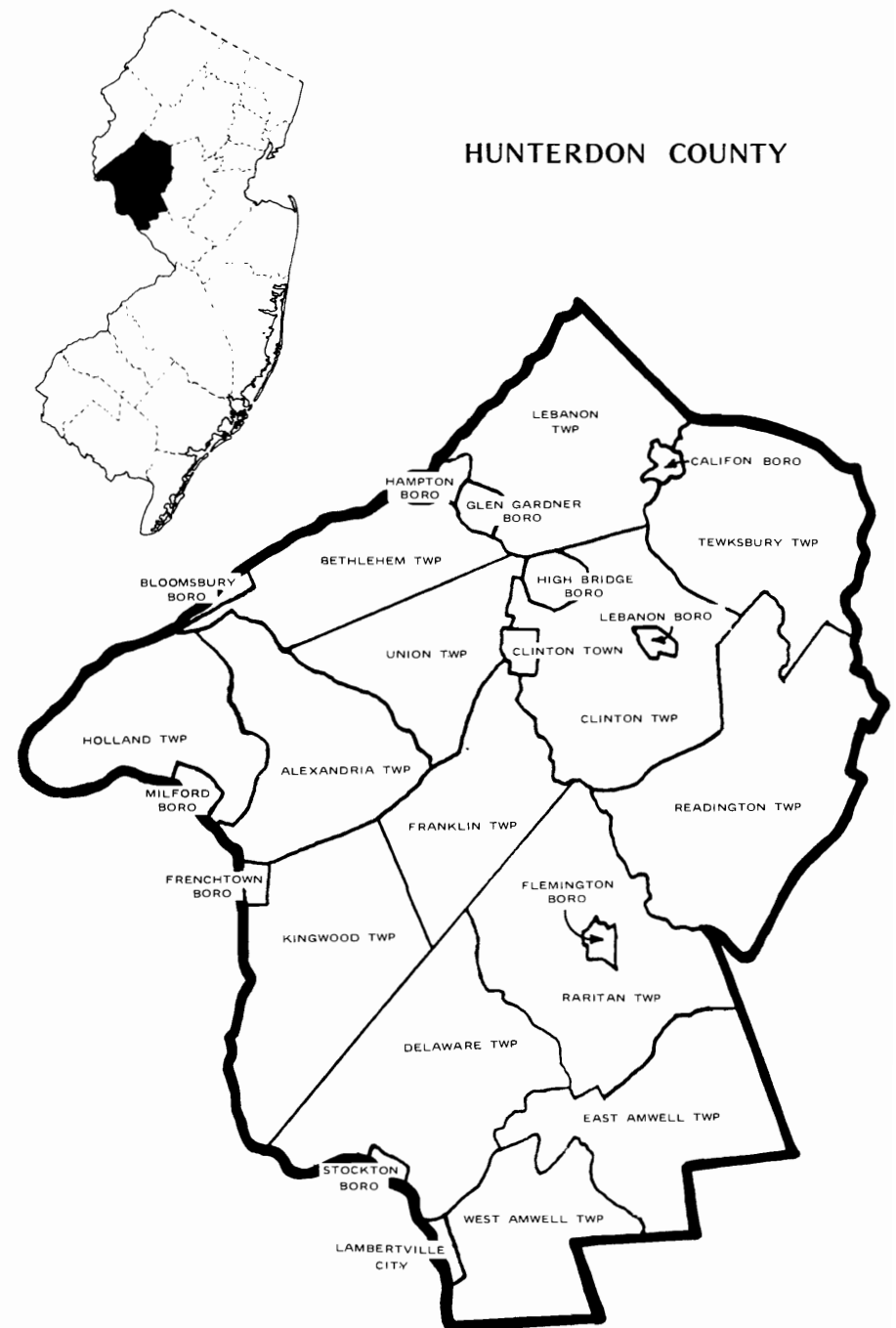
Distribution of Ratables:

Class	Line Items	Assessed Valuation	% of Valuation
Vacant Land	5,612	120,485,650	4.50
Residential	23,195	1,753,563,965	65.56
Farm	8,092	328,904,403	12.29
Commercial	1,570	336,181,642	12.56
Industrial	152	113,326,613	4.24
Apartments	69	22,843,225	.85
TOTAL	38,690	2,675,305,498	100.00

Bond Ratings:

Moody's A1

Standard & Poor's None



1100
 Population 1980 307,863 Net Valuation Taxable
 Population 1983 312,945 4,505,381,161
 S & P Rating Net Valuation on Which County Taxes
 Moody Rating **AA1** are apportioned:
 Land Area **226.00** Sq. Miles 6,726,001,655

MERCER COUNTY – Class 2
Form of Government:
County Exec. Plan – (O.C.C.L – 1972)
Number of Freeholders on Board – 7

PER CAPITA:
 Gross Debt 225.04
 Net Debt 215.37
 Debt Service 22.91
 Total Tax Levy 165.51
 County Functions: 252.08

PER CENT:
 Gross Debt 1.11
 Net Debt 1.06

EXPENDITURES		EXPENDITURES (cont'd.)		REVENUES REALIZED	
GENERAL GOVERNMENT		EDUCATION (excluding schools)		Property Taxes	51,795,937.31
Governing Body and Public Boards	151,682.00	County Superintendent of Schools	80,152.00	Financial Business Tax	
County Clerk	464,768.00	Vocational Schools	2,046,039.00	Franchise Tax	98,037.00
Financial Administration	526,058.25	County College	5,871,820.00	Bank Corp. Tax	
Board of Taxation	91,654.00	County Extension Services	146,042.00	Other Miscellaneous Taxes	
Planning, Housing, Development	423,347.00	Libraries		State Aid Revenues	1,805,918.85
Human Resources	2,326,253.51	Other Educational Services	690,132.52	Federal Aid Revenues	1,280,770.90
Elections	952,231.00	STATUTORY EXPENDITURES		State and Local Fiscal Assistance Act Utilized	3,439,050.00
General Administration	9,937,123.99	Pensions and F.I.C.A.	4,225,890.98	Institutional Revenues	252,447.00
JUDICIARY		Employee Fringe Benefits	2,322,400.00	Courts	180,697.90
Superior Court-Law Division	261,725.00	Other Statutory Expenditures	45,000.00	County Clerk & Register	1,118,885.00
County Courts	486,679.00	Ceta & Other Public Employment Programs	1,571,499.96	Surrogate	116,908.95
County District Courts	320,761.00	COUNTY FUNCTIONS TOTAL	71,708,792.13	Sheriff	226,066.01
Juvenile and Domestic Relations Courts	246,500.00	CAPITAL IMPROVEMENTS *MEMO	250,000.00	Other Miscellaneous Revenues	15,908,717.08
Jury Commission and Jurors' Fees	38,686.00	DEBT SERVICE		Other Revenues, Revenue Sharing, Tax Effort	
Law Library	29,000.00	Principal Payments	2,837,000.00	TOTAL	76,223,436.00
Prosecutor's Office	2,034,753.00	Interest Payments	4,333,289.00	Prior Years Surplus Appropriated	4,642,282.99
Surrogate's Office	167,013.00			REVENUES TOTAL	80,865,718.99
Probation Office	2,229,452.00	DEFERRED CHARGES	7,325.76	CURRENT FINANCES DECEMBER 31,	
County Clerk (Judicial Functions)	748,175.00	RESERVE FOR UNCOLLECTED TAXES		ASSETS	
Sheriff's Office (Judicial Functions)				Cas Dec. 31,	12,255,732.82
Other Judicial		EXPENDITURES TOTAL	78,886,406.89	Tax Receivable	449,660.37
PUBLIC SAFETY				Emergencies and Other Deferred Charges	
County Police	270,363.00	CAPITAL DEBT AUTHORIZED, DECEMBER 31,		State Aid Receivable	1,193,342.98
Sheriff's Office	1,957,011.00	ISSUED AND UNISSUED GROSS DEBT		Other Receivable	13,898,736.17
Civil Defense and Disaster Control	103,076.00	School		TOTAL	
Environmental Inspection and Control		Self-liquidating		LIABILITIES RESERVES, AND SURPLUS	
Weights and Measures		Other	70,424,786	Cash Liabilities	5,820,180.95
Correctional and Penal	5,092,224.00	Total	70,424,786	Reserves For Receivables	1,547,261.66
Other Public Safety	879,386.00			Surplus Dec. 31,	6,531,293.56
PUBLIC WORKS		ISSUED AND OUTSTANDING		TOTAL	13,898,736.17
Roads and Bridges, Streets, Drainage	1,844,817.00	School			
State Aid Motor Vehicle Fund		Self-liquidating			
County Funds	1,557,812.00	Other			
Other Roads and Bridges		Total	60,989,000.00		
Public Buildings and Grounds	1,599,435.00	Equalized Valuation Basis			
Other Public Works	1,632,168.00	for Net Debt Computation	6,343,311,310.00		
HEALTH AND WELFARE		CAPITAL OUTLAY TOTAL	5,867,692.63		
County Health Department	695,252.00	Public Enterprises			
Mental Health Activities	4,943,126.00	Recreation—Culture	294,834.81		
Tubercular Patient Care		Public Works	2,657,584.59		
County Hospitals, Homes		Buildings and Grounds	1,603,073.26		
County Aid to Hospitals	4,796,025.00	Library and Education	113,725.50		
Health Clinics		Conservation	1,198,474.47		
Mosquito Extermination	273,040.00	All Other			
Health Services Except Environmental	532,407.00				
County Welfare Board	3,627,795.00				
Child Welfare	104,601.38				
Other Welfare Services	357,500.00				
RECREATION AND CONSERVATION					
Parks, Playgrounds, Shade Trees	2,368,595.00				
Land Reclamation and Conservation	6,031.54				
Other Recreational Services	33,289.00				

COUNTY Mercer

COUNTY SEAT Trenton City

Form of Government:* Board of Chosen Freeholders 7 Members

Number of Constituent Municipalities 13

Population Census 1980 307,863

Population Estimated 1983 312,945

Land Area - Square Miles 226.00

Net Valuation on which County Taxes are Apportioned \$6,726,001,655

Tax Rate per \$100 \$.770

Tax Levy \$51,795,937.31

Distribution of Ratables:

Class	Line Items	Assessed Valuation	% of Valuation
Vacant Land	7,433	127,878,441	2.90
Residential	76,966	3,017,952,075	68.42
Farm	2,624	98,226,900	2.22
Commercial	5,438	744,008,710	16.87
Industrial	405	250,581,298	5.68
Apartments	318	172,556,560	3.91
TOTAL	93,184	4,411,203,984	100.00

Bond Ratings:

Moody's AA1

Standard & Poor's None



MERCER COUNTY



*County Executive Plan - Optional County Charter Law-1972

1300

Population 1980 503,173
 Population 1983 515,181
 S & P Rating **AA-**
 Moody Rating **AA**
 Land Area **471.57** Sq. Miles
 Net Valuation Taxable 10,543,066,488
 Net Valuation on Which County Taxes are apportioned: 13,207,417,480

MONMOUTH COUNTY – Class 5 Form of Government: Board of Chosen Freeholders Number of Freeholders on Board – 5

PER CAPITA:
 Gross Debt 117.09
 Net Debt 104.78
 Debt Service 14.61
 Total Tax Levy 137.38
 County Functions: 191.21
 PER CENT:
 Gross Debt .48
 Net Debt .43

EXPENDITURES		EXPENDITURES (cont'd.)		REVENUES REALIZED	
GENERAL GOVERNMENT				Property Taxes	70,776,585.55
Governing Body and Public Boards	321,091.65	EDUCATION (excluding schools)		Financial Business Tax	
County Clerk	767,392.56	County Superintendent of Schools	156,054.29	Franchise Tax	192,911.00
Financial Administration	254,797.37	Vocational Schools	3,806,125.00	Bank Corp. Tax	
Board of Taxation	132,060.77	County College	6,892,757.00	Other Miscellaneous Taxes	
Planning, Housing, Development	393,133.52	County Extension Services	143,679.86	State Aid Revenues	3,318,363.55
Human Resources	2,044,381.67	Libraries		Federal Aid Revenues	5,087,340.75
Elections	910,281.20	Other Educational Services	367,253.00	State and Local Fiscal Assistance Act Utilized	3,754,341.27
General Administration	4,886,883.07	STATUTORY EXPENDITURES		Institutional Revenues	4,374,039.19
JUDICIARY		Pensions and F.I.C.A.	4,377,452.18	Courts	412,538.78
Superior Court-Law Division		Employee Fringe Benefits	2,521,116.00	County Clerk & Register	2,259,353.65
County Courts	1,729,453.59	Other Statutory Expenditures	174,963.00	Surrogate	203,126.37
County District Courts		Ceta & Other Public Employment Programs	4,915,026.86	Sheriff	432,969.82
Juvenile and Domestic Relations Courts		COUNTY FUNCTIONS TOTAL	90,981,023.71	Other Miscellaneous Revenues	12,833,410.35
Jury Commission and Jurors' Fees	52,752.07	CAPITAL IMPROVEMENTS *MEMO	1,954,929.00	Other Revenues, Revenue Sharing, Tax Effort	
Law Library	21,000.00	DEBT SERVICE		TOTAL	103,644,980.28
Prosecutor's Office	3,414,653.38	Principal Payments	4,125,000.00	Prior Years Surplus Appropriated	3,200,000.00
Surrogate's Office	279,595.98	Interest Payments	3,402,641.24	REVENUES TOTAL	106,844,980.28
Probation Office	2,141,862.73	DEFERRED CHARGES		CURRENT FINANCES DECEMBER 31,	
County Clerk (Judicial Functions)	862,523.10	RESERVE FOR UNCOLLECTED TAXES		ASSETS	
Sheriff's Office (Judicial Functions)	711,304.58			Cash Dec. 31,	15,231,654.21
Other Judicial				Taxes Receivable	
PUBLIC SAFETY		EXPENDITURES TOTAL	98,508,664.95	Emergencies and Other Deferred Charges	
County Police	869,724.65	CAPITAL DEBT AUTHORIZED, DECEMBER 31,		State Aid Receivable	1,445,641.73
Sheriff's Office	723,471.38	ISSUED AND UNISSUED GROSS DEBT		Other Receivable	
Civil Defense and Disaster Control	66,241.40	School		TOTAL	16,677,295.94
Environmental Inspection and Control		Self-liquidating		LIABILITIES RESERVES, AND SURPLUS	
Weights and Measures	127,823.27	Other	60,320,511	Cash Liabilities	8,697,389.88
Correctional and Penal	4,403,395.63	Total	60,320,511	Reserves For Receivables	1,395,641.73
Other Public Safety	157,705.51			Surplus Dec. 31,	6,584,264.33
PUBLIC WORKS		ISSUED AND OUTSTANDING		TOTAL	16,677,295.94
Roads and Bridges, Streets, Drainage	94,700.00	School			
State Aid Motor Vehicle Fund		Self-liquidating			
County Funds	5,332,628.38	Other			
Other Roads and Bridges		Total	43,403,511.00		
Public Buildings and Grounds	21,337.00				
Other Public Works	5,177,406.15	Equalized Valuation Basis for Net Debt Computation	12,617,551,954.67		
HEALTH AND WELFARE		CAPITAL OUTLAY TOTAL	9,917,367.33		
County Health Department	1,175,431.98	Public Enterprises			
Mental Health Activities	6,443,105.89	Recreation—Culture	51,700.62		
Tubercular Patient Care		Public Works	614,019.71		
County Hospitals, Homes	16,000.00	Buildings and Grounds	8,408,952.15		
County Aid to Hospitals		Library and Education	842,694.85		
Health Clinics	191,024.78	Conservation			
Mosquito Extermination	433,074.00	All Other			
Health Services Except Environmental	4,781,725.22				
County Welfare Board	11,106,765.91				
Child Welfare	112,700.00				
Other Welfare Services	20,200.00				
RECREATION AND CONSERVATION					
Parks, Playgrounds, Shade Trees	7,322,651.32				
Land Reclamation and Conservation	119,330.55				
Other Recreational Services	6,986.26				

COUNTY SEAT Freehold Borough

Number of Constituent Municipalities 53

Population Census 1980	503,173
------------------------	---------

Population Estimated 1983 515,181

Land Area – Square Miles	471.57
--------------------------	--------

Net Valuation on which County Taxes are Apportioned \$13,207,417,480

Tax Rate per \$100	\$.535
--------------------	--------

Tax Levy	\$70,776,585.55
-----------------	------------------------

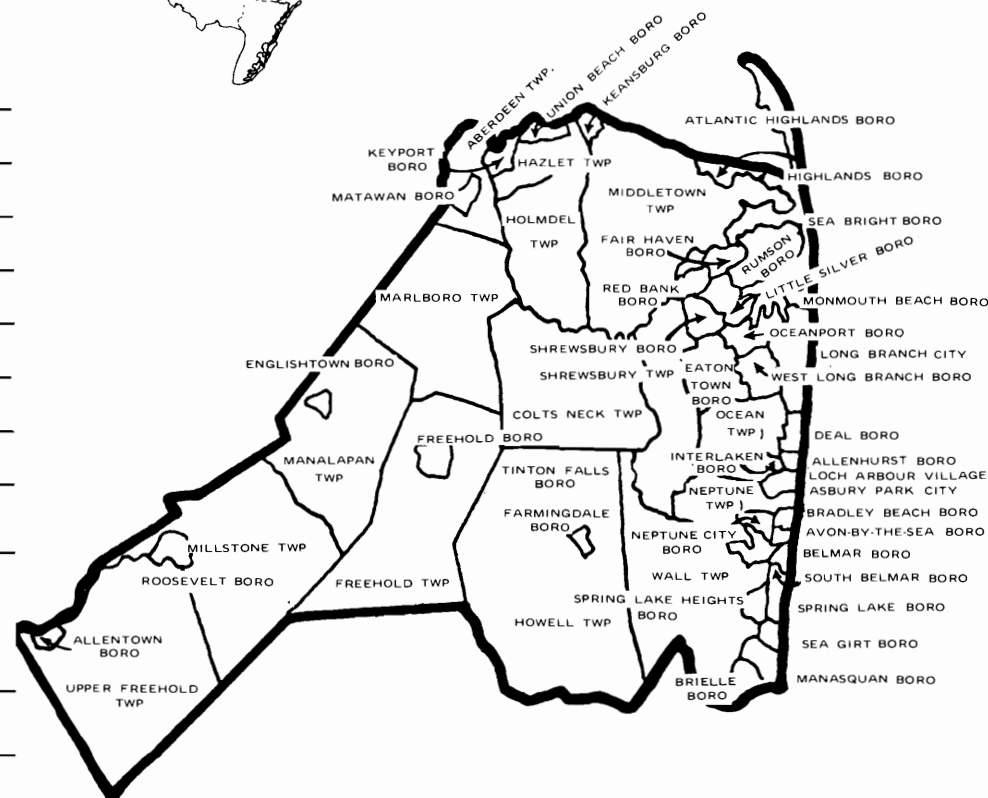
Class	Line Items	Assessed Valuation	% of Valuation
Vacant Land	20,629	398,986,889	3.85
Residential	135,430	7,719,485,440	74.40
Farm	5,160	224,029,860	2.16
Commercial	7,259	1,332,521,537	12.84
Industrial	437	345,255,770	3.33
Apartments	1,202	355,852,416	3.42
TOTAL	170,117	10,376,131,912	100.00

Moody's AA

Standard & Poor's	AA-
-------------------	-----



MONMOUTH COUNTY



1400

Population 1980 407,630 Net Valuation Taxable
 Population 1983 413,825 10,618,017,270
 S & P Rating AAA Net Valuation on Which County Taxes
 Moody Rating AAA are apportioned:
 Land Area 470.24 Sq. Miles 16,036,685,207

MORRIS COUNTY – Class 2 Form of Government: Board of Chosen Freeholders Number of Freeholders on Board – 7

PER CAPITA:
 Gross Debt 180.99
 Net Debt 180.97
 Debt Service 17.68
 Total Tax Levy 137.38
 County Functions: 199.62

PER CENT:
 Gross Debt .53
 Net Debt .53

EXPENDITURES		EXPENDITURES (cont'd.)		REVENUES REALIZED	
GENERAL GOVERNMENT		EDUCATION (excluding schools)		Property Taxes	56,850,027.24
Governing Body and Public Boards	427,576.00	County Superintendent of Schools	137,400.00	Financial Business Tax	
County Clerk	1,106,964.00	Vocational Schools	4,940,899.25	Franchise Tax	
Financial Administration	426,055.00	County College	187,595.00	Bank Corp. Tax	
Board of Taxation	124,470.00	County Extension Services	1,275,566.10	Other Miscellaneous Taxes	1,383,051.57
Planning, Housing, Development	680,463.00	Libraries	146,288.00	State Aid Revenues	2,870,000.00
Human Resources	933,403.00	Other Educational Services	4,355,733.68	Federal Aid Revenues	2,555,629.06
Elections	970,074.00	STATUTORY EXPENDITURES	1,725,000.00	State and Local Fiscal Assistance Act Utilized	8,701,917.75
General Administration	5,221,048.50	Pensions and F.I.C.A.	150,000.00	Institutional Revenues	116,822.40
JUDICIARY		Employee Fringe Benefits	2,880,000.00	Courts	2,451,657.67
Superior Court-Law Division	961,904.00	Other Statutory Expenditures	75,290,727.99	County Clerk & Register	133,476.37
County Courts	80,565.00	Ceta & Other Public Employment Programs	800,000.00	Surrogate	262,295.38
County District Courts	315,076.00	COUNTY FUNCTIONS TOTAL		Sheriff	7,208,820.56
Juvenile and Domestic Relations Courts	259,804.00	CAPITAL IMPROVEMENTS *MEMO		Other Miscellaneous Revenues	
Jury Commission and Jurors' Fees	181,345.00	DEBT SERVICE		Other Revenues, Revenue Sharing, Tax Effort	
Law Library	69,754.00	Principal Payments	4,078,000.00	TOTAL	82,533,698.00
Prosecutor's Office	2,492,035.00	Interest Payments	3,240,147.85	Prior Years Surplus Appropriated	9,650,000.00
Surrogate's Office	252,465.00	DEFERRED CHARGES		REVENUES TOTAL	92,183,698.00
Probation Office	2,211,035.00	RESERVE FOR UNCOLLECTED TAXES			
County Clerk (Judicial Functions)		EXPENDITURES TOTAL	82,608,875.84	CURRENT FINANCES DECEMBER 31,	
Sheriff's Office (Judicial Functions)				ASSETS	
Other Judicial				Cash Dec. 31,	20,617,791.37
PUBLIC SAFETY				Taxes Receivable	266,868.30
County Police	45,984.00	CAPITAL DEBT AUTHORIZED, DECEMBER 31,		Emergencies and Other Deferred Charges	
Sheriff's Office	2,264,994.00	ISSUED AND UNISSUED GROSS DEBT		State Aid Receivable	253,000.00
Civil Defense and Disaster Control	172,455.00	School		Other Receivable	
Environmental Inspection and Control	1,500.00	Self-liquidating	74,897,000	TOTAL	21,137,659.67
Weights and Measures	128,915.00	Other	74,889,180		
Correctional and Penal	1,967,590.00	Total	74,889,180	LIABILITIES RESERVES, AND SURPLUS	
Other Public Safety	81,031.00			Cash Liabilities	8,482,749.24
PUBLIC WORKS				Reserves For Receivables	519,868.30
Roads and Bridges, Streets, Drainage	1,328,109.06	ISSUED AND OUTSTANDING		Surplus Dec. 31,	12,135,042.13
State Aid Motor Vehicle Fund	37,500.00	School		TOTAL	21,137,659.67
County Funds	5,036,271.00	Self-liquidating			
Other Roads and Bridges		Other	71,305,000.00		
Public Buildings and Grounds	2,930,010.40	Total	71,305,000.00		
Other Public Works	204,999.00	Equalized Valuation Basis			
HEALTH AND WELFARE		for Net Debt Computation	14,082,229,659.00		
County Health Department	209,632.00	CAPITAL OUTLAY TOTAL	11,137,722.51		
Mental Health Activities	6,471,700.00				
Tubercular Patient Care		Public Enterprises			
County Hospitals, Homes		Recreation—Culture	2,217,849.42		
County Aid to Hospitals	476,250.00	Public Works	2,335,592.73		
Health Clinics	40,000.00	Buildings and Grounds	3,195,433.61		
Mosquito Extermination	1,210,400.00	Library and Education	3,296,503.21		
Health Services Except Environmental	163,375.00	Conservation	92,343.54		
County Welfare Board	1,729,203.00	All Other			
Child Welfare	946,478.00				
Other Welfare Services	12,277,960.00				
RECREATION AND CONSERVATION					
Parks, Playgrounds, Shade Trees	4,998,853.00				
Land Reclamation and Conservation					
Other Recreational Services	55,000.00				

COUNTY Morris

COUNTY SEAT Morristown Town

Form of Government: Board of Chosen Freeholders 7 Members

Number of Constituent Municipalities 39

Population Census 1980 407,630

Population Estimated 1983 413,825

Land Area — Square Miles 470.24

Net Valuation on which County Taxes are Apportioned \$16,036,685,207

Tax Rate per \$100 \$.354

Tax Levy \$56,850,027.24

Distribution of Ratables:

Class	Line Items	Assessed Valuation	% of Valuation
Vacant Land	16,657	492,509,031	4.72
Residential	108,144	7,107,236,628	68.07
Farm	1,911	75,042,391	.72
Commercial	4,600	1,601,216,530	15.33
Industrial	755	769,532,265	7.37
Apartments	295	396,167,956	3.79
TOTAL	132,362	10,441,704,801	100.00

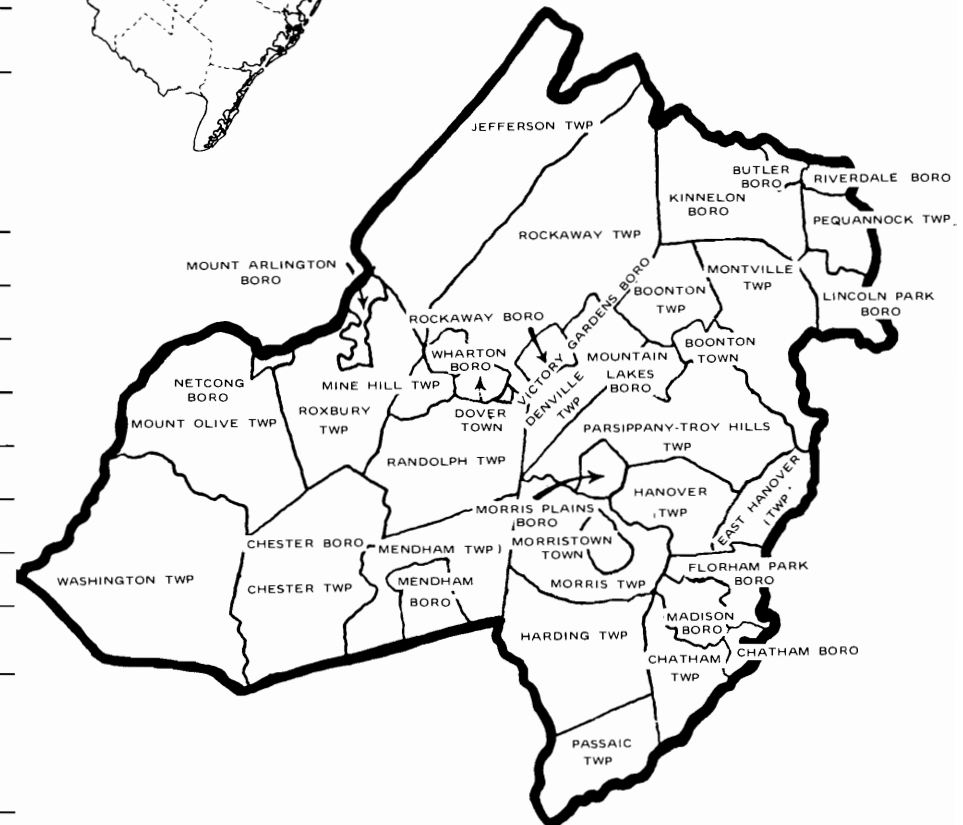
Bond Ratings:

Moody's AAA

Standard & Poor's AAA



MORRIS COUNTY



1500

Population 1980 346,038 Net Valuation Taxable
 Population 1983 363,974 8,670,577,470
 S & P Rating Net Valuation on Which County Taxes
 Moody Rating AAA are apportioned:
 Land Area 637.09 Sq. Miles 11,501,646,577

OCEAN COUNTY – Class 5
Form of Government:
Board of Chosen Freeholders
Number of Freeholders on Board – 5
PER CAPITA:

Gross Debt 174.76
 Net Debt 174.76
 Debt Service 20.16
 Total Tax Levy 135.20
 County Functions: 190.81

PER CENT:

Gross Debt .58
 Net Debt .58

EXPENDITURES		EXPENDITURES (cont'd.)		REVENUES REALIZED	
GENERAL GOVERNMENT		EDUCATION (excluding schools)		Property Taxes	49,208,777.48
Governing Body and Public Boards	297,771.00	County Superintendent of Schools	111,118.00	Financial Business Tax	
County Clerk	670,300.00	Vocational Schools	3,155,000.00	Franchise Tax	
Financial Administration	451,945.00	County College	3,525,000.00	Bank Corp. Tax	
Board of Taxation	143,000.00	County Extension Services	245,600.00	Other Miscellaneous Taxes	
Planning, Housing, Development	327,200.00	Libraries		State Aid Revenues	2,770,301.94
Human Resources	1,463,243.00	Other Educational Services	147,750.00	Federal Aid Revenues	3,519,969.97
Elections	863,250.00	STATUTORY EXPENDITURES		State and Local Fiscal Assistance Act Utilized	3,868,910.18
General Administration	5,526,354.51	Pensions and F.I.C.A.	3,490,000.00	Institutional Revenues	
JUDICIARY		Employee Fringe Benefits	1,334,568.00	Courts	226,157.70
Superior Court-Law Division	498,695.00	Other Statutory Expenditures	140,000.00	County Clerk & Register	1,851,382.11
County Courts	101,000.00	Ceta & Other Public Employment Programs	3,411,262.00	Surrogate	188,855.37
County District Courts	302,200.00	COUNTY FUNCTIONS TOTAL	59,665,916.89	Sheriff	290,323.62
Juvenile and Domestic Relations Courts	35,550.00	CAPITAL IMPROVEMENTS *MEMO	1,294,000.00	Other Miscellaneous Revenues	8,852,725.09
Jury Commission and Jurors' Fees	131,460.00	DEBT SERVICE		Other Revenues, Revenue Sharing, Tax Effort	
Law Library	12,000.00	Principal Payments	3,020,572.00	TOTAL	70,777,403.46
Prosecutor's Office	1,969,580.00	Interest Payments	4,317,760.00	Prior Years Surplus Appropriated	700,000.00
Surrogate's Office	225,713.24			REVENUES TOTAL	71,477,403.46
Probation Office	2,337,330.00	DEFERRED CHARGES	2,445,278.02		
County Clerk (Judicial Functions)		RESERVE FOR UNCOLLECTED TAXES			
Sheriff's Office (Judicial Functions)					
Other Judicial	6,300.00	EXPENDITURES TOTAL	69,449,526.91	CURRENT FINANCES DECEMBER 31,	
PUBLIC SAFETY				ASSETS	
County Police	694,050.00	CAPITAL DEBT AUTHORIZED, DECEMBER 31,		Cash Dec. 31,	9,921,632.42
Sheriff's Office	2,440,123.69	ISSUED AND UNISSUED GROSS DEBT		Taxes Receivable	354,576.52
Civil Defense and Disaster Control	289,500.00	School		Emergencies and Other Deferred Charges	
Environmental Inspection and Control	359,056.32	Self-liquidating		State Aid Receivable	
Weights and Measures	136,100.00	Other	63,607,911	Other Receivable	1,663,068.19
Correctional and Penal	2,790,802.00	Total	63,607,911	TOTAL	11,939,277.13
Other Public Safety	72,000.00			LIABILITIES RESERVES, AND SURPLUS	
PUBLIC WORKS		ISSUED AND OUTSTANDING		Cash Liabilities	6,096,130.24
Roads and Bridges, Streets, Drainage	5,104,260.18	School		Reserves For Receivables	2,017,644.71
State Aid Motor Vehicle Fund		Self-liquidating		Surplus Dec. 31,	3,825,502.18
County Funds	2,571,067.42	Other		TOTAL	11,939,277.13
Other Roads and Bridges	291,000.00	Total	46,675,000.00		
Public Buildings and Grounds	2,379,668.65		46,675,000.00		
Other Public Works	825,709.00	Equalized Valuation Basis			
HEALTH AND WELFARE		for Net Debt Computation	11,039,366,275.33		
County Health Department	577,809.14	CAPITAL OUTLAY TOTAL	6,299,388.89		
Mental Health Activities	1,737,500.00				
Tubercular Patient Care		Public Enterprises			
County Hospitals, Homes		Recreation—Culture	1,735,960.13		
County Aid to Hospitals	230,000.00	Public Works	3,207,685.65		
Health Clinics		Buildings and Grounds	1,282,231.36		
Mosquito Extermination	568,000.00	Library and Education	73,511.75		
Health Services Except Environmental	699,305.00	Conservation			
County Welfare Board	5,170,285.38	All Other			
Child Welfare	381,500.00				
Other Welfare Services	71,561.70				
RECREATION AND CONSERVATION					
Parks, Playgrounds, Shade Trees	1,054,850.00				
Land Reclamation and Conservation	167,216.66				
Other Recreational Services	131,362.00				

COUNTY Ocean

COUNTY SEAT Toms River

Form of Government: Board of Chosen Freeholders 5 Members

Number of Constituent Municipalities 33

Population Census 1980 346,038

Population Estimated 1983 363,974

Land Area — Square Miles 637.09

Net Valuation on which County Taxes are Apportioned \$11,501,646,577

Tax Rate per \$100 \$.427

Tax Levy \$49,208,777.48

Distribution of Ratables:

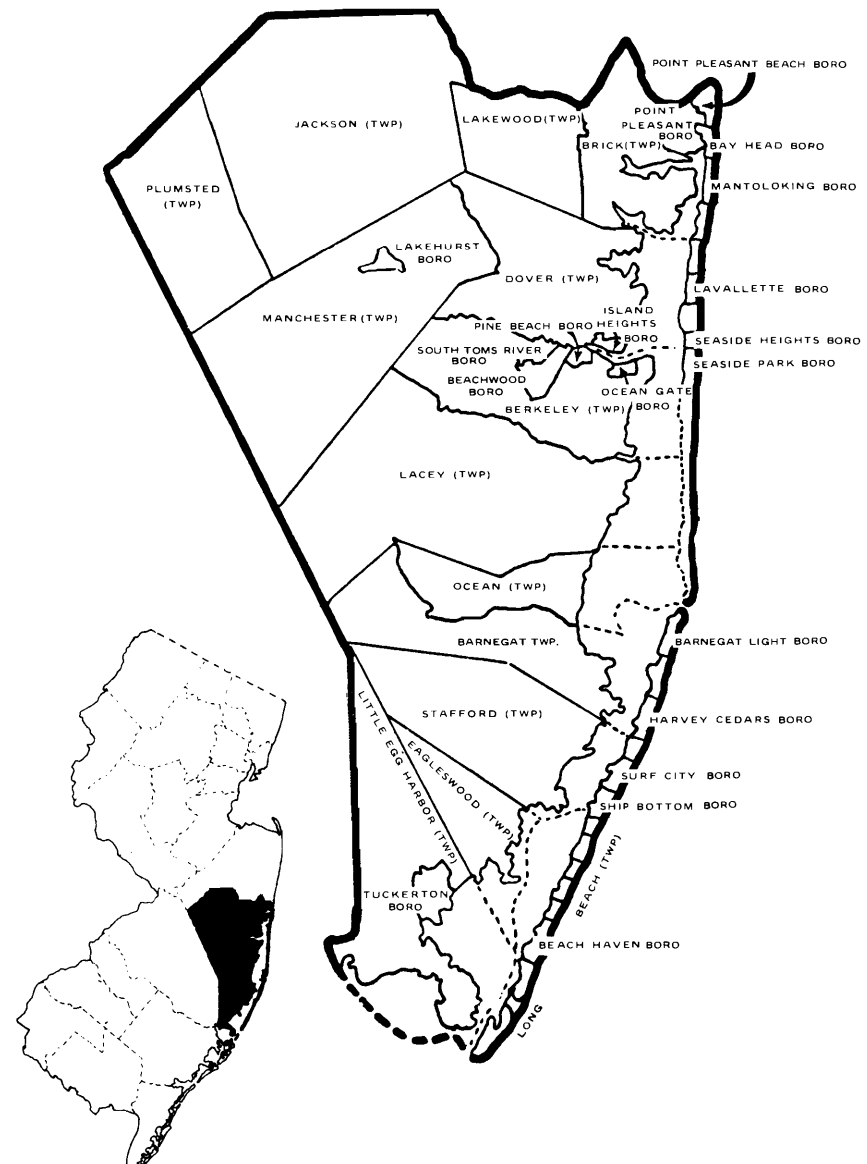
Class	Line Items	Assessed Valuation	% of Valuation
Vacant Land	68,909	624,243,546	7.29
Residential	148,014	6,648,979,216	77.65
Farm	949	25,289,605	.30
Commercial	4,791	818,246,385	9.56
Industrial	167	124,628,750	1.45
Apartments	590	321,363,750	3.75
TOTAL	223,420	8,562,751,252	100.00

Bond Ratings:

Moody's AAA

Standard & Poor's None

OCEAN COUNTY



1600

Population 1980 447,585 Net Valuation Taxable
 Population 1983 454,589 5,056,240,124
 S & P Rating
 Moody Rating AA Net Valuation on Which County Taxes
 Land Area 192.01 Sq. Miles 9,769,487,374 are apportioned:

PASSAIC COUNTY - Class 2 Form of Government: Board of Chosen Freeholders Number of Freeholders on Board - 7

PER CAPITA:
 Gross Debt 180.56
 Net Debt 161.80
 Debt Service 16.83
 Total Tax Levy 129.87
 County Functions: 203.70
 PER CENT:
 Gross Debt .89
 Net Debt .80

EXPENDITURES		EXPENDITURES (cont'd.)		REVENUES REALIZED	
GENERAL GOVERNMENT		EDUCATION (excluding schools)		Property Taxes	59,039,616.52
Governing Body and Public Boards	258,893.85	County Superintendent of Schools	160,100.00	Financial Business Tax	
County Clerk	761,720.00	Vocational Schools	3,175,200.00	Franchise Tax	
Financial Administration	586,928.00	County College	3,366,783.00	Bank Corp. Tax	
Board of Taxation	162,350.00	County Extension Services	93,000.00	Other Miscellaneous Taxes	
Planning, Housing, Development	306,825.00	Libraries	213,000.00	State Aid Revenues	2,659,582.60
Human Resources	3,151,174.75	Other Educational Services		Federal Aid Revenues	4,107,302.08
Elections	843,050.00	STATUTORY EXPENDITURES	6,950,300.00	State and Local Fiscal Assistance Act Utilized	4,561,123.13
General Administration	6,362,391.00	Pensions and F.I.C.A.	2,648,500.00	Institutional Revenues	10,181,289.18
JUDICIARY		Employee Fringe Benefits	385,000.00	Courts	224,126.31
Superior Court-Law Division	1,058,226.00	Other Statutory Expenditures	4,107,302.08	County Clerk & Register	1,298,884.77
County Courts	170,175.00	Ceta & Other Public Employment Programs	84,817,419.00	Surrogate	147,368.56
County District Courts	930,878.00	COUNTY FUNCTIONS TOTAL	500,000.00	Sheriff	214,865.35
Juvenile and Domestic Relations Courts	1,025,825.00	CAPITAL IMPROVEMENTS *MEMU		Other Miscellaneous Revenues	10,233,610.63
Jury Commission and Jurors' Fees	430,402.00	DEBT SERVICE		Other Revenues, Revenue Sharing, Tax Effort	
Law Library	106,490.00	Principal Payments	3,911,000.00	TOTAL	92,667,769.13
Prosecutor's Office	3,388,190.02	Interest Payments	3,739,600.24	Prior Years Surplus Appropriated	3,300,000.00
Surrogate's Office	343,935.00	DEFERRED CHARGES	130,048.03	REVENUES TOTAL	95,967,769.13
Probation Office	3,885,479.00	RESERVE FOR UNCOLLECTED TAXES			
County Clerk (Judicial Functions)	741,551.00	EXPENDITURES TOTAL	92,598,067.27	CURRENT FINANCES DECEMBER 31,	
Sheriff's Office (Judicial Functions)	1,691,192.00			ASSETS	
Other Judicial				Cash Dec. 31,	12,030,877.79
PUBLIC SAFETY				Taxes Receivable	
County Police	299,239.34	CAPITAL DEBT AUTHORIZED, DECEMBER 31,		Emergencies and Other Deferred Charges	
Sheriff's Office	644,040.00	ISSUED AND UNISSUED GROSS DEBT	NET DEBT	State Aid Receivable	1,297,824.73
Civil Defense and Disaster Control	57,450.00	School		Other Receivable	
Environmental Inspection and Control		Self-liquidating	82,079,681	TOTAL	13,328,702.52
Weights and Measures	70,700.00	Other	73,550,681		
Correctional and Penal	5,353,838.00	Total	82,079,681	LIABILITIES RESERVES, AND SURPLUS	
Other Public Safety	179,865.00			Cash Liabilities	7,707,899.18
PUBLIC WORKS				Reserves For Receivables	949.48
Roads and Bridges, Streets, Drainage		ISSUED AND OUTSTANDING		Surplus Dec. 31,	5,619,853.86
State Aid Motor Vehicle Fund		School		TOTAL	13,328,702.52
County Funds	1,765,823.65	Self-liquidating	58,395,000.00		
Other Roads and Bridges		Other	58,395,000.00		
Public Buildings and Grounds	1,277,470.00	Total	58,395,000.00		
Other Public Works	269,000.00	Equalized Valuation Basis for Net Debt Computation	9,193,795,376.00		
HEALTH AND WELFARE		CAPITAL OUTLAY TOTAL	15,475,677.97		
County Health Department	198,300.00				
Mental Health Activities	2,668,246.00	Public Enterprises	281,111.14		
Tubercular Patient Care		Recreation—Culture	2,693,043.94		
County Hospitals, Homes	8,999,758.18	Public Works	8,863,062.41		
County Aid to Hospitals		Buildings and Grounds	3,638,460.48		
Health Clinics		Library and Education			
Mosquito Extermination		Conservation			
Health Services Except Environmental	4,722,628.13	All Other			
County Welfare Board	8,269,200.00				
Child Welfare	855,000.00				
Other Welfare Services	620,600.00				
RECREATION AND CONSERVATION					
Parks, Playgrounds, Shade Trees	1,254,900.00				
Land Reclamation and Conservation					
Other Recreational Services	6,500.00				

COUNTY Passaic

COUNTY SEAT Paterson City

Form of Government: Board of Chosen Freeholders 7 Members

Number of Constituent Municipalities 16

Population Census 1980 447,585

Population Estimated 1983 454,589

Land Area — Square Miles 192.01

Net Valuation on which County Taxes are Apportioned \$9,769,487,374

Tax Rate per \$100 \$.604

Tax Levy \$59,039,616.52

Distribution of Ratables:

Class	Line Items	Assessed Valuation	% of Valuation
Vacant Land	10,136	169,459,010	3.40
Residential	91,788	3,188,375,315	64.04
Farm	238	5,089,500	.10
Commercial	6,956	846,544,300	17.01
Industrial	1,357	556,980,950	11.19
Apartments	1,064	211,997,456	4.26
TOTAL	111,539	4,978,446,531	100.00

Bond Ratings:

Moody's AA

Standard & Poor's None



PASSAIC COUNTY



1700

Population 1980 64,676 Net Valuation Taxable
 Population 1983 65,810 779,992,232
 S & P Rating Net Valuation on Which County Taxes
 Moody Rating A are apportioned:
 Land Area 346.56 Sq. Miles 1,169,631,615

SALEM COUNTY - Class 3
Form of Government:
Board of Chosen Freeholders
Number of Freeholders on Board - 7
PER CAPITA:

Gross Debt 72.93
 Net Debt 52.91
 Debt Service 8.99
 Total Tax Levy 145.87
 County Functions: 283.97

PER CENT:

Gross Debt .45
 Net Debt .33

EXPENDITURES		EXPENDITURES (cont'd.)		REVENUES REALIZED	
GENERAL GOVERNMENT				Property Taxes	9,600,000.00
Governing Body and Public Boards	120,343.00	EDUCATION (excluding schools)		Financial Business Tax	
County Clerk	133,430.00	County Superintendent of Schools	91,551.00	Franchise Tax	
Financial Administration	145,783.00	Vocational Schools	845,853.50	Bank Corp. Tax	
Board of Taxation	68,375.00	County College	750,000.00	Other Miscellaneous Taxes	2,322,973.53
Planning, Housing, Development	545,623.89	County Extension Services	122,688.00	State Aid Revenues	1,360,545.16
Human Resources	331,019.00	Libraries		Federal Aid Revenues	37,514.00
Elections	156,749.00	Other Educational Services	95,617.00	State and Local Fiscal Assistance Act Utilized	881,922.85
General Administration	1,277,038.00	STATUTORY EXPENDITURES		Institutional Revenues	2,158,900.58
JUDICIARY		Pensions and F.I.C.A.	888,202.00	Courts	271,324.79
Superior Court-Law Division	26,383.00	Employee Fringe Benefits	436,000.00	County Clerk & Register	140,403.16
County Courts	117,574.00	Other Statutory Expenditures	54,000.00	Surrogate	29,903.61
County District Courts	65,194.00	Ceta & Other Public Employment Programs	37,514.00	Sheriff	25,901.60
Juvenile and Domestic Relations Courts	80,000.00	COUNTY FUNCTIONS TOTAL	18,081,947.54	Other Miscellaneous Revenues	1,854,840.03
Jury Commission and Jurors' Fees	18,031.00	CAPITAL IMPROVEMENTS *MEMO	10,000.00	Other Revenues, Revenue Sharing, Tax Effort	
Law Library	13,000.00	DEBT SERVICE		TOTAL	18,684,229.31
Prosecutor's Office	479,471.00	Principal Payments	173,000.00	Prior Years Surplus Appropriated	1,389,587.33
Surrogate's Office	100,181.00	Interest Payments	418,559.72	REVENUES TOTAL	20,073,816.64
Probation Office	434,681.00	DEFERRED CHARGES	14,232.97		
County Clerk (Judicial Functions)	83,917.00	RESERVE FOR UNCOLLECTED TAXES			
Sheriff's Office (Judicial Functions)	80,813.00				
Other Judicial					
PUBLIC SAFETY		EXPENDITURES TOTAL	18,687,740.23	CURRENT FINANCES DECEMBER 31,	
County Police				ASSETS	
Sheriff's Office	288,932.00	CAPITAL DEBT AUTHORIZED, DECEMBER 31,		Cash Dec. 31,	2,736,865.84
Civil Defense and Disaster Control	154,697.00	ISSUED AND UNISSUED GROSS DEBT		Taxes Receivable	
Environmental Inspection and Control		School		Emergencies and Other Deferred Charges	
Weights and Measures	60,338.00	Self-liquidating		State Aid Receivable	83.46
Correctional and Penal	1,036,772.00	Other	4,799,800	Other Receivable	1,537,359.29
Other Public Safety	13,065.00	Total	4,799,800	TOTAL	4,274,308.59
PUBLIC WORKS				LIABILITIES RESERVES, AND SURPLUS	
Roads and Bridges, Streets, Drainage	876,922.85	ISSUED AND OUTSTANDING		Cash Liabilities	2,306,222.89
State Aid Motor Vehicle Fund	20,700.00	School		Reserves For Receivables	332,555.99
County Funds	1,448,096.15	Self-liquidating		Surplus Dec. 31,	1,635,529.71
Other Roads and Bridges		Other		TOTAL	4,274,308.59
Public Buildings and Grounds	774,676.00	Total	4,799,800.00		
Other Public Works	74,140.00	Equalized Valuation Basis			
HEALTH AND WELFARE		for Net Debt Computation	1,069,475,200.00		
County Health Department	470,439.00	CAPITAL OUTLAY TOTAL	725,802.68		
Mental Health Activities	1,152,900.00				
Tubercular Patient Care	2,300.00	Public Enterprises			
County Hospitals, Homes	11,720.00	Recreation—Culture			
County Aid to Hospitals	150,000.00	Public Works	47,961.32		
Health Clinics		Buildings and Grounds	669,464.54		
Mosquito Extermination	188,000.00	Library and Education	8,376.82		
Health Services Except Environmental	453,512.15	Conservation			
County Welfare Board	3,018,947.00	All Other			
Child Welfare	159,500.00				
Other Welfare Services	90,309.00				
RECREATION AND CONSERVATION					
Parks, Playgrounds, Shade Trees	5,000.00				
Land Reclamation and Conservation	32,650.00				
Other Recreational Services					

COUNTY Salem
COUNTY SEAT Salem City

Form of Government:* Board of Chosen Freeholders 7 Members
Number of Constituent Municipalities 15
Population Census 1980 64,676
Population Estimated 1983 65,810
Land Area — Square Miles 346.56
Net Valuation on which County Taxes are Apportioned \$1,169,631,615
Tax Rate per \$100 \$.820
Tax Levy \$9,600,000.00

Distribution of Ratables:

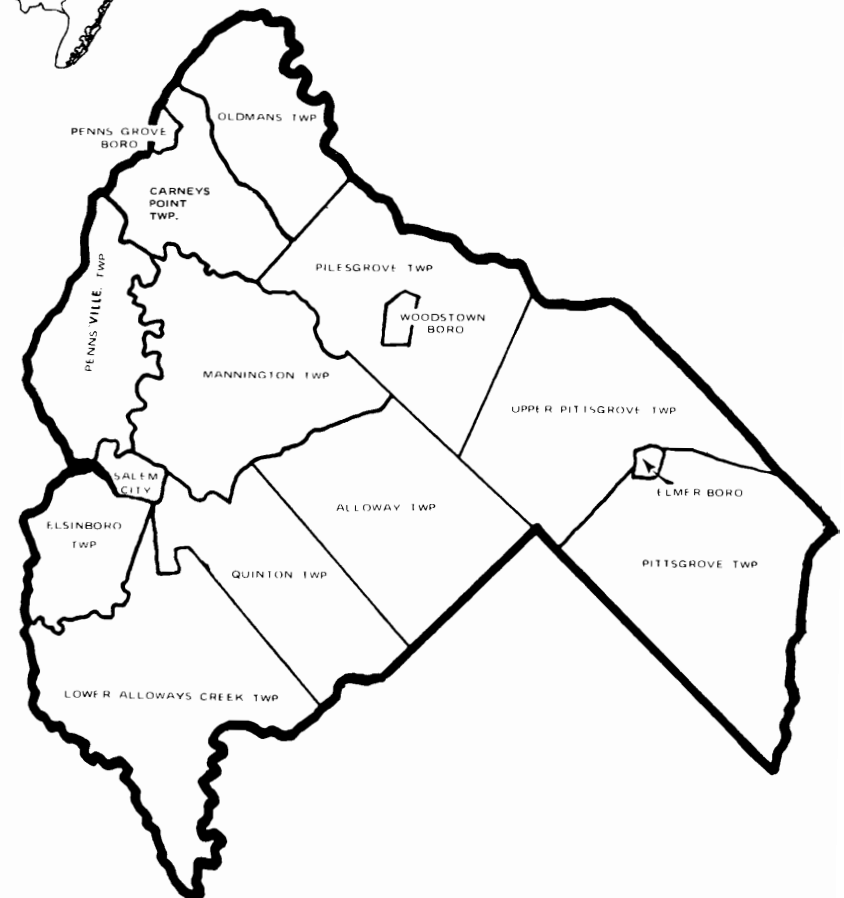
Class	Line Items	Assessed Valuation	% of Valuation
Vacant Land	6,576	26,423,825	3.49
Residential	16,985	428,798,225	56.58
Farm	5,433	82,975,940	10.95
Commercial	1,133	81,731,100	10.78
Industrial	46	119,944,150	15.83
Apartments	47	18,011,875	2.37
TOTAL	30,220	757,885,115	100.00

Bond Ratings:

Moody's A
Standard & Poor's None



SALEM COUNTY



1800

Population 1980 203,129 Net Valuation Taxable
 Population 1983 206,789 6,275,788,837
 S & P Rating AAA Net Valuation on Which County Taxes
 Moody Rating AAL are apportioned:
 Land Area 305.55 Sq. Miles 7,511,380,370

SOMERSET COUNTY - Class 3

Form of Government:

Board of Chosen Freeholders

Number of Freeholders on Board - 5

PER CAPITA:

Gross Debt 336.05
 Net Debt 323.48
 Debt Service 33.73
 Total Tax Levy 181.72
 County Functions: 220.06

PER CENT:

Gross Debt .98
 Net Debt .94

EXPENDITURES		EXPENDITURES (cont'd.)		REVENUES REALIZED	
GENERAL GOVERNMENT		EDUCATION (excluding schools)		Property Taxes	37,577,268.00
Governing Body and Public Boards	150,218.86	County Superintendent of Schools	116,194.39	Financial Business Tax	
County Clerk	447,338.84	Vocational Schools	3,548,000.00	Franchise Tax	
Financial Administration	226,654.70	County College	2,726,500.00	Bank Corp. Tax	
Board of Taxation	99,237.00	County Extension Services	175,766.37	Other Miscellaneous Taxes	
Planning, Housing, Development	402,077.87	Libraries		State Aid Revenues	2,180,613.64
Human Resources	287,383.33	Other Educational Services	115,000.00	Federal Aid Revenues	1,428,119.58
Elections	432,959.23	STATUTORY EXPENDITURES		State and Local Fiscal Assistance Act Utilized	1,199,314.00
General Administration	2,205,247.24	Pensions and F.I.C.A.	2,259,024.51	Institutional Revenues	443,465.74
JUDICIARY		Employee Fringe Benefits	743,000.00	Courts	61,030.31
Superior Court-Law Division	245,603.68	Other Statutory Expenditures	434.72	County Clerk & Register	1,076,457.94
County Courts	219,698.36	Ceto & Other Public Employment Programs	1,206,845.62	Surrogate	85,663.11
County District Courts	154,716.00	COUNTY FUNCTIONS TOTAL	38,482,720.62	Sheriff	133,675.63
Juvenile and Domestic Relations Courts	5,000.00	CAPITAL IMPROVEMENTS *MEMO	1,327,000.00	Other Miscellaneous Revenues	4,439,382.68
Jury Commission and Jurors' Fees	144,861.50	DEBT SERVICE		Other Revenues, Revenue Sharing, Tax Effort	
Law Library	46,297.66	Principal Payments	3,128,300.00	TOTAL	48,624,990.63
Prosecutor's Office	1,797,321.89	Interest Payments	3,846,272.30	Prior Years Surplus Appropriated	1,420,000.00
Surrogate's Office	163,914.19	DEFERRED CHARGES	49,271.68	REVENUES TOTAL	50,044,990.63
Probation Office	2,015,191.87	RESERVE FOR UNCOLLECTED TAXES		CURRENT FINANCES DECEMBER 31,	
County Clerk (Judicial Functions)	232,241.76	EXPENDITURES TOTAL	45,506,564.60	ASSETS	
Sheriff's Office (Judicial Functions)	181,524.11	CAPITAL DEBT AUTHORIZED, DECEMBER 31,		Cash Dec. 31,	6,045,675.09
Other Judicial	6,585.00	ISSUED AND UNISSUED GROSS DEBT		Taxes Receivable	
PUBLIC SAFETY		School		Emergencies and Other Deferred Charges	
County Police	193,505.23	Self-liquidating		State Aid Receivable	
Sheriff's Office	852,382.06	Other	69,492,000	Other Receivable	370,773.98
Civil Defense and Disaster Control	10,063.00	Total	69,492,000	TOTAL	6,416,449.07
Environmental Inspection and Control		ISSUED AND OUTSTANDING		LIABILITIES RESERVES, AND SURPLUS	
Weights and Measures	36,326.00	School		Cash Liabilities	2,780,820.20
Correctional and Penal	1,345,810.96	Self-liquidating		Reserves For Receivables	370,773.98
Other Public Safety	10,000.00	Other		Surplus Dec. 31,	3,264,854.89
PUBLIC WORKS		Total	69,464,000.00	TOTAL	6,416,449.07
Roads and Bridges, Streets, Drainage		Equalized Valuation Basis			
State Aid Motor Vehicle Fund		for Net Debt Computation	7,082,876,849.67		
County Funds	2,258,889.70	CAPITAL OUTLAY TOTAL	10,995,397.63		
Other Roads and Bridges		Public Enterprises			
Public Buildings and Grounds	1,528,634.78	Recreation—Culture	1,308,837.72		
Other Public Works	673,741.75	Public Works	4,816,593.93		
HEALTH AND WELFARE		Buildings and Grounds	1,855,920.54		
County Health Department	82,115.00	Library and Education	3,014,045.44		
Mental Health Activities	3,524,674.24	Conservation			
Tubercular Patient Care		All Other			
County Hospitals, Homes					
County Aid to Hospitals					
Health Clinics	225,010.01				
Mosquito Extermination	1,413,416.09				
Health Services Except Environmental	2,098,387.63				
County Welfare Board	145,000.00				
Child Welfare	916,511.52				
Other Welfare Services					
RECREATION AND CONSERVATION					
Parks, Playgrounds, Shade Trees	2,724,000.00				
Land Reclamation and Conservation	89,413.95				
Other Recreational Services					

COUNTY Somerset

COUNTY SEAT Somerville Borough

Form of Government: Board of Chosen Freeholders 5 Members

Number of Constituent Municipalities 21

Population Census 1980 203,129

Population Estimated 1983 206,789

Land Area — Square Miles 305.55

Net Valuation on which County Taxes are Apportioned \$7,511,380,370

Tax Rate per \$100 \$.500

Tax Levy \$37,577,268.00

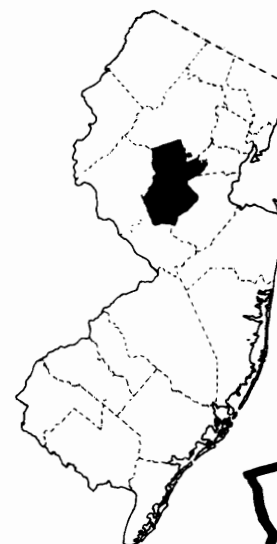
Distribution of Ratables:

Class	Line Items	Assessed Valuation	% of Valuation
Vacant Land	8,338	240,758,170	3.89
Residential	53,909	4,143,747,917	66.92
Farm	2,757	136,425,047	2.20
Commercial	2,631	962,716,660	15.55
Industrial	376	572,458,401	9.25
Apartments	192	135,780,300	2.19
TOTAL	68,203	6,191,886,495	100.00

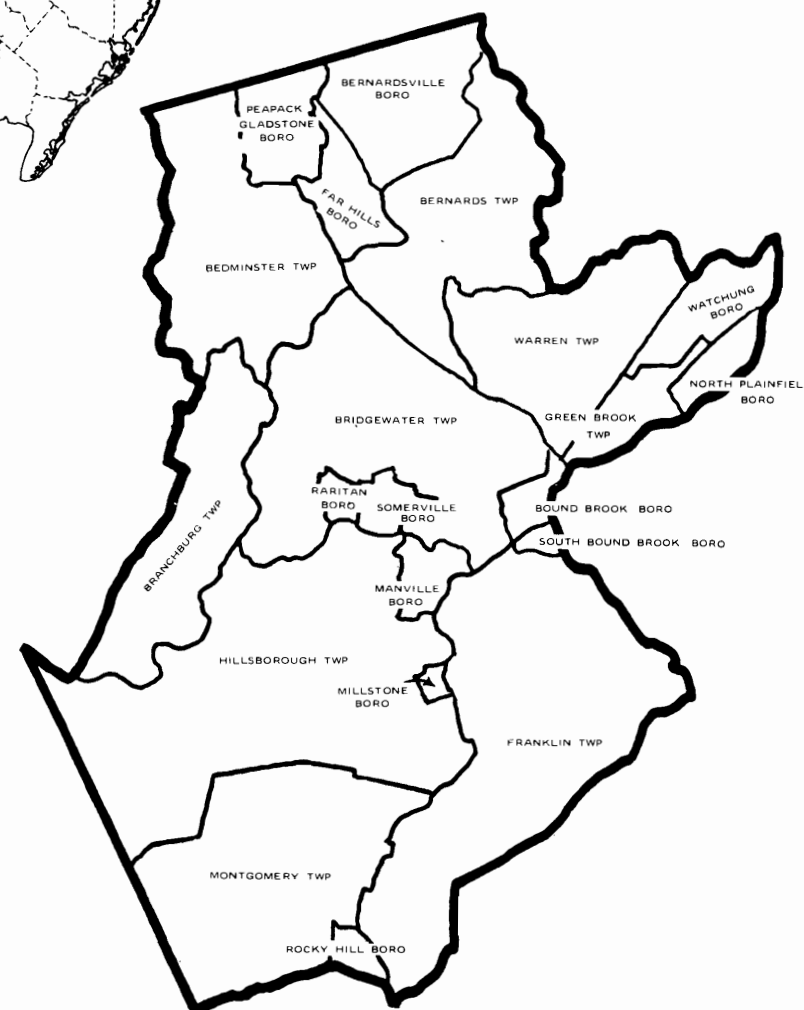
Bond Ratings:

Moody's AA1

Standard & Poor's AAA



SOMERSET COUNTY



1900

Population 1980 116,119 Net Valuation Taxable
 Population 1983 119,308 2,233,849,019
 S & P Rating A Net Valuation on Which County Taxes
 Moody Rating A1 are apportioned:
 Land Area 526.59 Sq. Miles 3,105,662,417

SUSSEX COUNTY - Class 3**Form of Government:****Board of Chosen Freeholders****Number of Freeholders on Board - 3**

PER CAPITA:

Gross Debt 52.96
 Net Debt 49.26
 Debt Service 5.21
 Total Tax Levy 125.68
 County Functions: 216.86

PER CENT:

Gross Debt .21
 Net Debt .20

EXPENDITURES		EXPENDITURES (cont'd.)		REVENUES REALIZED	
GENERAL GOVERNMENT		EDUCATION (excluding schools)		Property Taxes	14,995,090.00
Governing Body and Public Boards	72,934.00	County Superintendent of Schools	69,904.00	Financial Business Tax	
County Clerk	240,089.00	Vocational Schools	851,236.00	Franchise Tax	51,321.00
Financial Administration	343,743.04	County College	97,670.00	Bank Corp. Tax	
Board of Taxation	107,835.00	County Extension Services		Other Miscellaneous Taxes	
Planning, Housing, Development	550,947.00	Libraries	185,252.00	State Aid Revenues	1,377,122.77
Human Resources	127,500.00	Other Educational Services		Federal Aid Revenues	370,649.00
Elections	221,577.00	STATUTORY EXPENDITURES		State and Local Fiscal Assistance Act Utilized	989,399.06
General Administration	1,370,412.00	Pensions and F.I.C.A.	1,255,550.00	Institutional Revenues	1,815,757.79
JUDICIARY		Employee Fringe Benefits	780,341.00	Courts	35,774.80
Superior Court-Law Division	155,381.00	Other Statutory Expenditures	61,600.00	County Clerk & Register	533,462.61
County Courts	2,810.00	Ceta & Other Public Employment Programs	370,649.00	Surrogate	38,514.95
County District Courts		COUNTY FUNCTIONS TOTAL	22,530,776.66	Sheriff	66,901.60
Juvenile and Domestic Relations Courts		CAPITAL IMPROVEMENTS *MEMO	250,000.00	Other Miscellaneous Revenues	3,639,929.65
Jury Commission and Jurors' Fees	70,693.00	DEBT SERVICE		Other Revenues, Revenue Sharing, Tax Effort	
Law Library		Principal Payments	390,000.00	TOTAL	23,913,923.23
Prosecutor's Office	524,454.00	Interest Payments	231,126.75	Prior Years Surplus Appropriated	3,520,878.14
Surrogate's Office	113,655.00	DEFERRED CHARGES	2,720,882.64	REVENUES TOTAL	27,434,801.37
Probation Office	426,913.00	RESERVE FOR UNCOLLECTED TAXES		CURRENT FINANCES DECEMBER 31,	
County Clerk (Judicial Functions)	201,038.00	EXPENDITURES TOTAL	25,872,786.05	ASSETS	
Sheriff's Office (Judicial Functions)	49,828.00			Cash Dec. 31,	8,469,216.83
Other Judicial				Taxes Receivable	104,943.59
PUBLIC SAFETY		CAPITAL DEBT AUTHORIZED, DECEMBER 31,		Emergencies and Other Deferred Charges	
County Police	336,545.00	ISSUED AND UNISSUED		State Aid Receivable	1,166,159.37
Sheriff's Office	219,392.00	School		Other Receivable	
Civil Defense and Disaster Control	28,335.00	Self-liquidating		TOTAL	9,740,319.79
Environmental Inspection and Control	1,000.00	Other	6,319,110	LIABILITIES RESERVES, AND SURPLUS	
Weights and Measures	111,543.00	Total	6,319,110	Cash Liabilities	2,819,853.93
Correctional and Penal	1,386,053.00			Reserves For Receivables	862,610.16
Other Public Safety	22,208.00			Surplus Dec. 31,	6,057,855.70
PUBLIC WORKS		ISSUED AND OUTSTANDING		TOTAL	9,740,319.79
Roads and Bridges, Streets, Drainage	38,500.00	School			
State Aid Motor Vehicle Fund		Self-liquidating			
County Funds	4,385,994.00	Other	3,918,000.00		
Other Roads and Bridges	487,305.24	Total	3,918,000.00		
Public Buildings and Grounds	864,775.00	Equalized Valuation Basis			
Other Public Works	152,943.06	for Net Debt Computation	2,975,654,266.33		
HEALTH AND WELFARE		CAPITAL OUTLAY TOTAL	1,757,749.64		
County Health Department	201,852.00	Public Enterprises			
Mental Health Activities	1,534,871.00	Recreation—Culture			
Tubercular Patient Care		Public Works	1,216,191.86		
County Hospitals, Homes	1,913,924.00	Buildings and Grounds	441,654.34		
County Aid to Hospitals		Library and Education	99,903.44		
Health Clinics	37,172.00	Conservation			
Mosquito Extermination	32,540.00	All Other			
Health Services Except Environmental	1,177,785.00				
County Welfare Board	910,123.00				
Child Welfare	79,391.00				
Other Welfare Services	240,673.50				
RECREATION AND CONSERVATION					
Parks, Playgrounds, Shade Trees	8,749.00				
Land Reclamation and Conservation	103,891.82				
Other Recreational Services	3,200.00				

COUNTY Sussex

COUNTY SEAT Newton Town

Form of Government: Board of Chosen Freeholders 3 Members

Number of Constituent Municipalities 24

Population Census 1980 116,119

Population Estimated 1983 119,308

Land Area — Square Miles 526.59

Net Valuation on which County Taxes are Apportioned \$3,105,662,417

Tax Rate per \$100 \$.482

Tax Levy \$14,995,090.00

Distribution of Ratables:

Class	Line Items	Assessed Valuation	% of Valuation
Vacant Land	20,062	157,969,693	7.21
Residential	37,646	1,613,252,854	73.59
Farm	4,994	116,194,034	5.30
Commercial	1,710	230,675,790	10.52
Industrial	159	49,153,995	2.25
Apartments	97	24,867,250	1.13
TOTAL	64,668	2,192,113,616	100.00

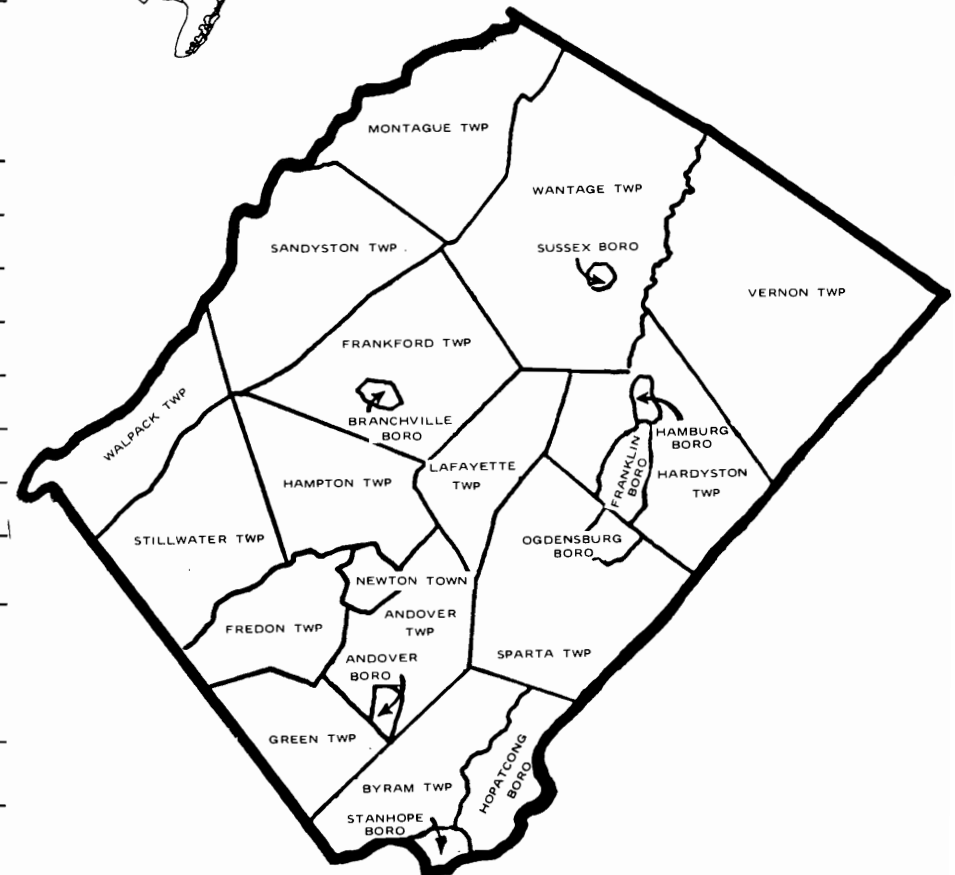
Bond Ratings:

Moody's A1

Standard & Poor's A



SUSSEX COUNTY



2000

Population 1980 504,094
 Population 1983 505,943
 S & P Rating **AA+**
 Moody Rating **AAA**
 Land Area **102.93** Sq. Miles
 Net Valuation Taxable 9,853,547,037
 Net Valuation on Which County Taxes are apportioned: 13,792,110,245

UNION COUNTY – Class 2
Form of Government:
County Manager Plan – (O.C.C.L – 1972)
Number of Freeholders on Board – 9

PER CAPITA:
 Gross Debt **146.53**
 Net Debt **134.99**
 Debt Service **12.43**
 Total Tax Levy **138.12**
 County Functions: **208.84**
 PER CENT:
 Gross Debt .57
 Net Debt .53

EXPENDITURES		EXPENDITURES (cont'd.)		REVENUES REALIZED	
GENERAL GOVERNMENT		EDUCATION (excluding schools)		Property Taxes	69,879,317.00
Governing Body and Public Boards	241,772.00	County Superintendent of Schools	110,200.00	Financial Business Tax	
County Clerk	562,129.00	Vocational Schools	1,443,750.00	Franchise Tax	
Financial Administration	699,939.00	County College	4,284,429.00	Bank Corp. Tax	
Board of Taxation	91,460.00	County Extension Services	127,773.00	Other Miscellaneous Taxes	
Planning, Housing, Development	83,200.00	Libraries		State Aid Revenues	10,346,349.38
Human Resources	2,753,668.00	Other Educational Services	175,840.00	Federal Aid Revenues	3,785,214.00
Elections	1,149,815.80	STATUTORY EXPENDITURES		State and Local Fiscal Assistance Act Utilized	3,517,057.59
General Administration	10,287,184.00	Pensions and F.I.C.A.	7,560,000.00	Institutional Revenues	6,793,467.06
JUDICIARY		Employee Fringe Benefits	2,755,946.00	Courts	398,020.78
Superior Court-Law Division	1,637,557.00	Other Statutory Expenditures	312,000.00	County Clerk & Register	787,555.10
County Courts	1,035,200.00	Ceta & Other Public Employment Programs	3,630,214.00	Surrogate	204,327.58
County District Courts	1,027,295.00	COUNTY FUNCTIONS TOTAL	99,362,168.45	Sheriff	263,137.16
Juvenile and Domestic Relations Courts	926,323.00	CAPITAL IMPROVEMENTS *MEMO	250,000.00	Other Miscellaneous Revenues	6,570,509.36
Jury Commission and Jurors' Fees		DEBT SERVICE		Other Revenues, Revenue Sharing, Tax Effort	
Law Library	64,400.00	Principal Payments	3,339,100.00	TOTAL	102,544,955.01
Prosecutor's Office	4,370,041.00	Interest Payments	2,952,259.72	Prior Years Surplus Appropriated	5,795,465.00
Surrogate's Office	371,025.00	DEFERRED CHARGES	5,947.84	REVENUES TOTAL	108,340,420.01
Probation Office	3,197,175.00	RESERVE FOR UNCOLLECTED TAXES		CURRENT FINANCES DECEMBER 31,	
County Clerk (Judicial Functions)	782,491.00	EXPENDITURES TOTAL	105,659,476.01	ASSETS	
Sheriff's Office (Judicial Functions)	2,483,244.00			Cash Dec. 31,	14,787,566.60
Other Judicial				Taxes Receivable	139,520.01
PUBLIC SAFETY		CAPITAL DEBT AUTHORIZED, DECEMBER 31,		Emergencies and Other Deferred Charges	
County Police	5,093,594.00	ISSUED AND UNISSUED GROSS DEBT	NET DEBT	State Aid Receivable	4,655,001.09
Sheriff's Office	386,356.00	School		Other Receivable	825,668.29
Civil Defense and Disaster Control	47,000.00	Self-liquidating		TOTAL	20,407,755.99
Environmental Inspection and Control		Other	74,137,839		
Weights and Measures	89,450.00	Total	74,137,839	LIABILITIES RESERVES, AND SURPLUS	
Correctional and Penal				Cash Liabilities	12,124,932.66
Other Public Safety	4,000.00			Reserves For Receivables	965,188.30
PUBLIC WORKS		ISSUED AND OUTSTANDING		Surplus Dec. 31,	7,317,635.03
Roads and Bridges, Streets, Drainage		School		TOTAL	20,407,755.99
State Aid Motor Vehicle Fund	20,000.00	Self-liquidating			
County Funds	995,331.00	Other	47,594,000.00		
Other Roads and Bridges		Total	47,594,000.00		
Public Buildings and Grounds	3,891,060.00				
Other Public Works	1,250,200.00	Equalized Valuation Basis			
HEALTH AND WELFARE		for Net Debt Computation	13,003,469,348.67		
County Health Department	273,340.00	CAPITAL OUTLAY TOTAL	10,443,930.70		
Mental Health Activities	7,123,638.59				
Tubercular Patient Care		Public Enterprises			
County Hospitals, Homes	11,742,900.00	Recreation—Culture	1,815,480.24		
County Aid to Hospitals		Public Works	6,491,059.34		
Health Clinics		Buildings and Grounds	2,100,698.12		
Mosquito Extermination	449,000.00	Library and Education	36,693.00		
Health Services Except Environmental	1,774,812.00	Conservation			
County Welfare Board	6,966,705.00	All Other			
Child Welfare	91,020.00				
Other Welfare Services	3,225,412.00				
RECREATION AND CONSERVATION					
Parks, Playgrounds, Shade Trees	3,754,766.06				
Land Reclamation and Conservation	17,013.00				
Other Recreational Services	2,500.00				

COUNTY Union

COUNTY SEAT Elizabeth City

Form of Government:* Board of Chosen Freeholders 9 Members

Number of Constituent Municipalities 21

Population Census 1980 504,094

Population Estimated 1983 505,943

Land Area – Square Miles 102.93

Net Valuation on which County Taxes are Apportioned \$13,792,110,245

Tax Rate per \$100 \$.506

Tax Levy \$69,879,317.00

Distribution of Ratables:

Class	Line Items	Assessed Valuation	% of Valuation
Vacant Land	6.098	118,977,120	1.22
Residential	118,623	6,397,485,575	65.80
Farm	52	1,727,800	.02
Commercial	7,658	1,147,600,158	11.80
Industrial	1,774	1,639,891,400	16.87
Apartments	1,251	416,675,800	4.29
TOTAL	135,456	9,722,357,853	100.00

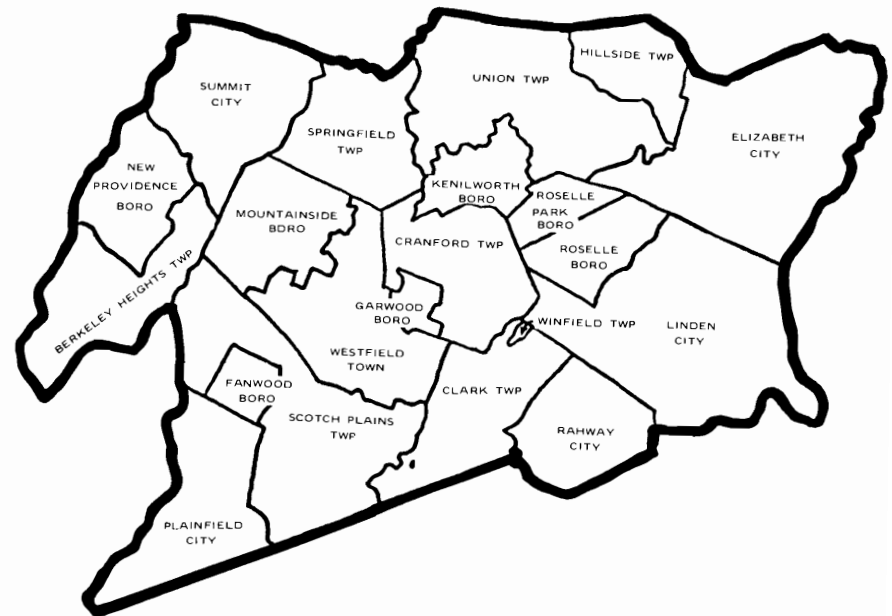
Bond Ratings:

Moody's AAA

Standard & Poor's AA+



UNION COUNTY



*County Executive Plan – Optional County Charter Law-1972

2100

Population 1980 84,429 Net Valuation Taxable
 Population 1983 85,161 1,656,821,696
 S & P Rating Net Valuation on Which County Taxes
 Moody Rating AA are apportioned:
 Land Area 361.55 Sq. Miles 1,997,555,928

WARREN COUNTY – Class 3
Form of Government:
Board of Chosen Freeholders
Number of Freeholders on Board – 3

PER CAPITA: Gross Debt 173.61 PER CENT: Gross Debt .78
 Net Debt 173.61 Net Debt .78
 Debt Service 16.03
 Total Tax Levy 134.53
 County Functions: 219.86

EXPENDITURES		EXPENDITURES (cont'd.)		REVENUES REALIZED	
GENERAL GOVERNMENT				Property Taxes	11,456,745.43
Governing Body and Public Boards	99,555.00	EDUCATION (excluding schools)		Financial Business Tax	
County Clerk	154,352.00	County Superintendent of Schools	35,715.00	Franchise Tax	
Financial Administration	181,158.00	Vocational Schools	8,000.00	Bank Corp. Tax	
Board of Taxation	69,581.00	County College	469,900.00	Other Miscellaneous Taxes	
Planning, Housing, Development	170,052.68	County Extension Services	137,058.00	State Aid Revenues	599,677.11
Human Resources	563,488.00	Libraries		Federal Aid Revenues	173,492.24
Elections	95,886.00	Other Educational Services	135,200.00	State and Local Fiscal Assistance Act Utilized	629,849.28
General Administration	1,058,646.50	STATUTORY EXPENDITURES		Institutional Revenues	2,290,122.30
JUDICIARY		Pensions and F.I.C.A.	1,080,733.71	Courts	35,093.90
Superior Court-Law Division		Employee Fringe Benefits	495,000.00	County Clerk & Register	314,272.33
County Courts	131,461.00	Other Statutory Expenditures	25,516.00	Surrogate	30,517.15
County District Courts	64,865.00	Ceta & Other Public Employment Programs	191,238.27	Sheriff	37,270.36
Juvenile and Domestic Relations Courts		COUNTY FUNCTIONS TOTAL	17,356,966.20	Other Miscellaneous Revenues	3,202,398.58
Jury Commission and Jurors' Fees	44,275.00	CAPITAL IMPROVEMENTS *MEMO	1,649,691.28	Other Revenues, Revenue Sharing, Tax Effort	
Law Library	15,000.00	DEBT SERVICE		TOTAL	18,769,438.68
Prosecutor's Office	427,264.22	Principal Payments	200,000.00	Prior Years Surplus Appropriated	2,985,431.28
Surrogate's Office	87,811.00	Interest Payments	1,165,355.00	REVENUES TOTAL	21,754,869.96
Probation Office	618,194.00				
County Clerk (Judicial Functions)	138,768.00	DEFERRED CHARGES	971.70		
Sheriff's Office (Judicial Functions)	116,990.00	RESERVE FOR UNCOLLECTED TAXES			
Other Judicial					
PUBLIC SAFETY		EXPENDITURES TOTAL	18,723,292.90	CURRENT FINANCES DECEMBER 31,	
County Police	20,000.00			ASSETS	
Sheriff's Office	82,812.00	CAPITAL DEBT AUTHORIZED, DECEMBER 31,		Cash Dec. 31,	5,193,383.63
Civil Defense and Disaster Control	26,540.00	ISSUED AND UNISSUED GROSS DEBT		Taxes Receivable	6,626.90
Environmental Inspection and Control		School		Emergencies and Other Deferred Charges	
Weights and Measures	69,726.00	Self-liquidating		State Aid Receivable	12,000.00
Correctional and Penal	924,851.00	Other	14,785,000	Other Receivable	5,212,010.53
Other Public Safety	19,600.00	Total	14,785,000	TOTAL	
PUBLIC WORKS				LIABILITIES RESERVES, AND SURPLUS	
Roads and Bridges, Streets, Drainage	75,000.00	ISSUED AND OUTSTANDING		Cash Liabilities	2,048,955.76
State Aid Motor Vehicle Fund	2,451,607.78	School		Reserves For Receivables	18,626.90
County Funds		Self-liquidating		Surplus Dec. 31,	3,144,427.87
Other Roads and Bridges	833,456.00	Other	14,785,000.00	TOTAL	5,212,010.53
Public Buildings and Grounds	2,000.00	Total	14,785,000.00		
Other Public Works		Equalized Valuation Basis for Net Debt Computation	1,899,380,339.67		
HEALTH AND WELFARE		CAPITAL OUTLAY TOTAL	5,350,893.87		
County Health Department	1,099,396.32				
Mental Health Activities	1,531,436.00	Public Enterprises			
Tubercular Patient Care		Recreation—Culture			
County Hospitals, Homes	60,000.00	Public Works	1,794,658.05		
County Aid to Hospitals		Buildings and Grounds	3,556,235.82		
Health Clinics		Library and Education			
Mosquito Extermination	75,775.00	Conservation			
Health Services Except Environmental	103,685.00	All Other			
County Welfare Board	3,011,495.00				
Child Welfare	114,200.00				
Other Welfare Services	98,178.24				
RECREATION AND CONSERVATION					
Parks, Playgrounds, Shade Trees	2,730.00				
Land Reclamation and Conservation	138,769.48				
Other Recreational Services					

COUNTY Warren

COUNTY SEAT Belvidere Town

Form of Government: Board of Chosen Freeholders 3 Members

Number of Constituent Municipalities 23

Population Census 1980 84,429

Population Estimated 1983 85,161

Land Area — Square Miles 361.55

Net Valuation on which County Taxes are Apportioned \$1,997,555,928

Tax Rate per \$100 \$.573

Tax Levy \$11,456,745.43

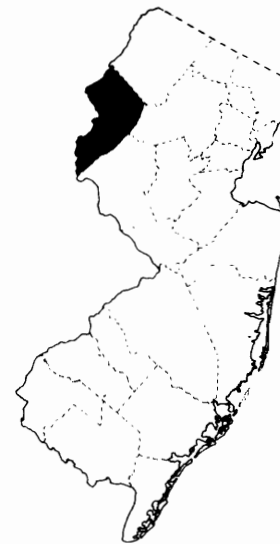
Distribution of Ratables:

Class	Line Items	Assessed Valuation	% of Valuation
Vacant Land	6,450	88,499,272	5.44
Residential	22,566	1,045,978,406	64.24
Farm	4,351	102,596,933	6.30
Commercial	1,661	178,924,024	10.99
Industrial	187	155,930,605	9.57
Apartments	103	56,342,830	3.46
TOTAL	35,318	1,628,272,070	100.00

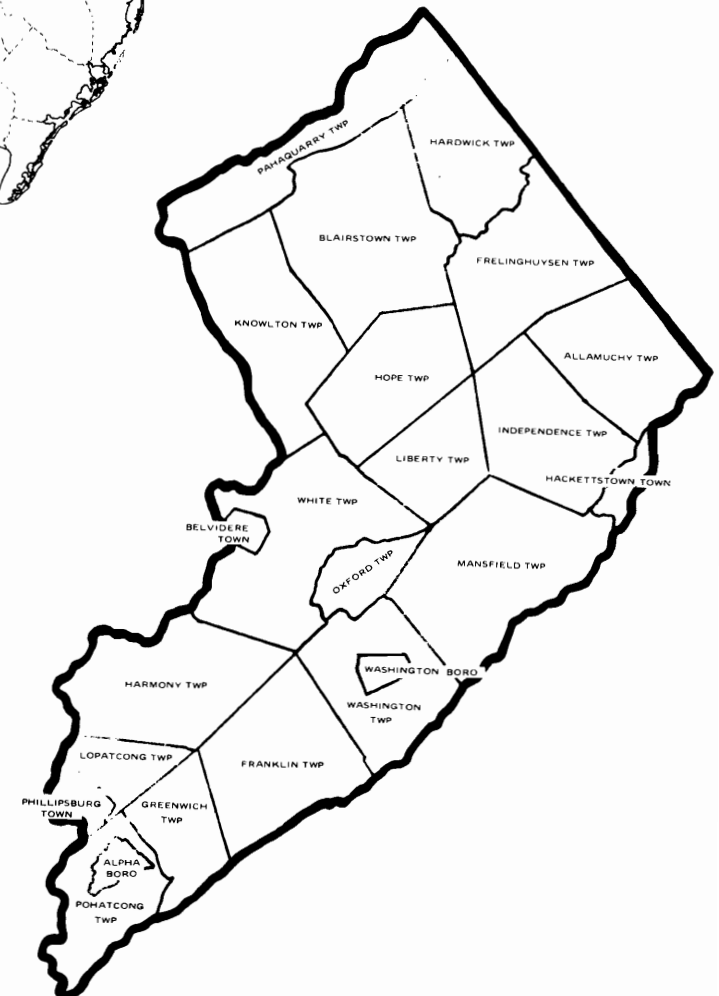
Bond Ratings:

Moody's AA

Standard & Poor's None



WARREN COUNTY

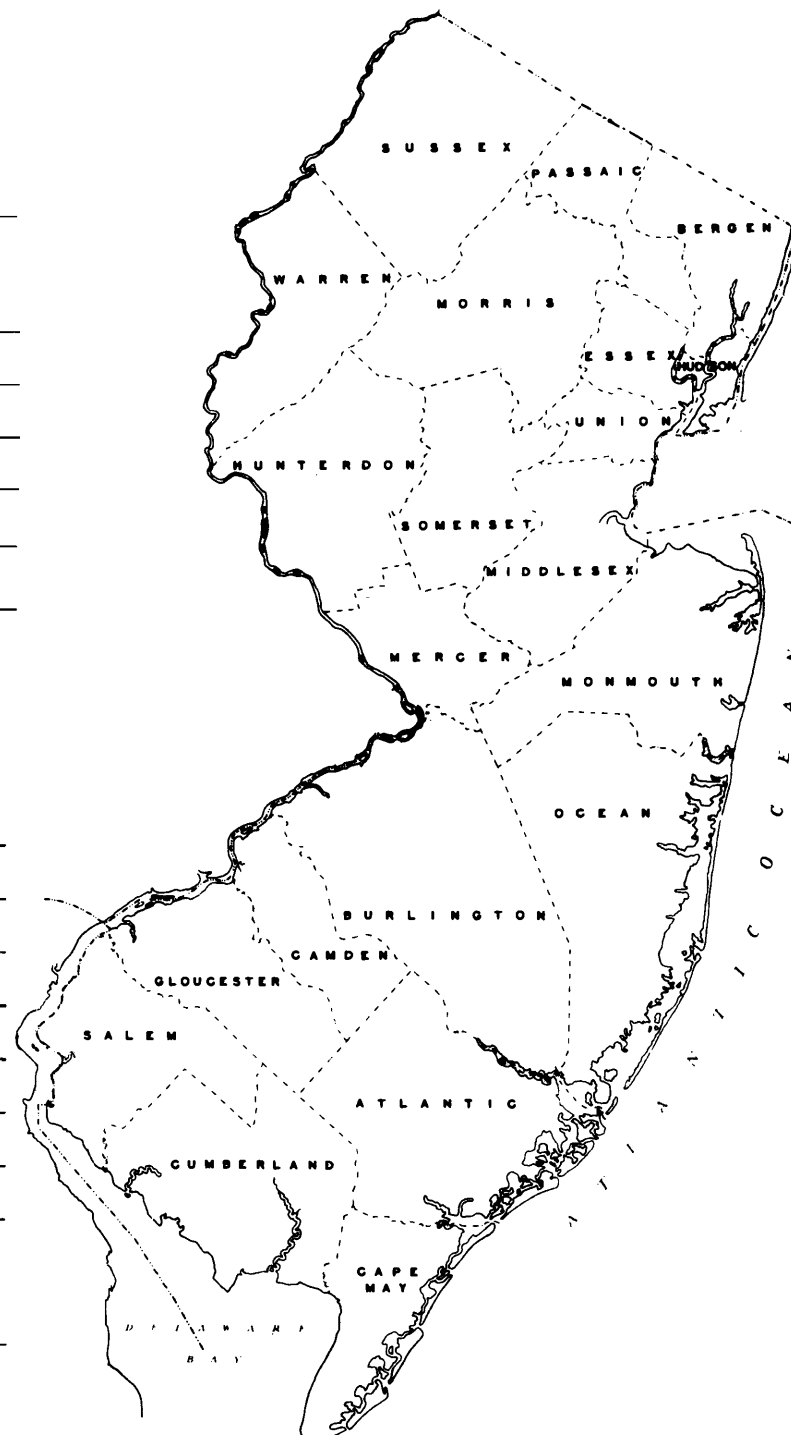


SUMMARY OF COUNTY UNITS

Form of Government: Boards of Chosen Freeholders	_____
Number of County Units – 21	
Number of Constituent Municipalities	567
Population Census 1980	7,364,823
Population Estimated 1983	7,467,632
Land Area – Square Miles	7,487.32
Net Valuation on which County Taxes are Apportioned	193,525,355,300
County Taxes Apportioned	1,144,461,004.84

Distribution of Ratables:

Class	Line Items	Assessed Valuation	% of Valuation
Vacant Land	353,219	5,111,865,329	3.86
Residential	1,810,807	88,457,397,862	66.80
Farm	59,075	1,689,329,504	1.28
Commercial	109,516	19,333,089,686	14.60
Industrial	17,970	12,020,405,995	9.08
Apartments	18,309	5,793,748,675	4.38
TOTAL	2,368,896	132,405,837,051	100.00



STATE SUMMARIES

SUMMARY COUNTY DATA SHEETS

EXPENDITURES		EXPENDITURES (cont'd.)		REVENUES REALIZED	
GENERAL GOVERNMENT		EDUCATION (excluding schools)		Property Taxes	
Governing Body and Public Boards	5,129,549.80	County Superintendent of Schools	2,541,708.68		1,144,461,004.84
County Clerk	12,627,300.60	Vocational Schools	67,813,020.09	Financial Business Tax	
Financial Administration	11,292,221.81	County College	68,122,217.50	Franchise Tax	1,600,778.00
Board of Taxation	2,398,681.77	County Extension Services	3,213,948.23	Bank Corp. Tax	
Planning, Housing, Development	8,529,880.54	Libraries	1,856,861.60	Other Miscellaneous Taxes	3,535,343.85
Human Resources	31,078,877.73	Other Educational Services	15,223,047.27	State Aid Revenues	142,109,659.19
Elections	16,590,916.23	STATUTORY EXPENDITURES		Federal Aid Revenues	64,788,300.22
General Administration	129,304,145.66	Pensions and F.I.C.A.	103,496,710.22	State and Local Fiscal Assistance Act Utilized	67,782,810.70
JUDICIARY		Employee Fringe Benefits	48,333,694.00	Institutional Revenues	93,603,753.02
Superior Court-Law Division	20,453,052.18	Other Statutory Expenditures	3,301,442.72	Courts	5,528,266.36
County Courts	13,733,992.95	Ceta & Other Public Employment Programs	54,093,029.27	County Clerk & Register	25,489,296.50
County District Courts	7,349,963.00	COUNTY FUNCTIONS	1,632,158,820.14	Surrogate	2,899,481.97
Juvenile and Domestic Relations Courts	5,195,359.43	CAPITAL IMPROVEMENTS	13,118,570.18	Sheriff	5,169,618.68
Jury Commission and Jurors' Fees	3,988,619.57	DEBT SERVICE		Other Miscellaneous Revenues	224,792,243.50
Law Library	734,780.66	Principal Payments	64,560,972.00	Other Revenues, Revenue Sharing, Tax Effort	
Prosecutor's Office	54,081,966.78	Interest Payments	74,568,612.78	TOTAL	1,781,760,556.83
Surrogate's Office	4,848,247.41	DEFERRED CHARGES	17,201,429.28	Prior Years Surplus Appropriated	82,239,506.44
Probation Office	39,279,751.81	RESERVE FOR UNCOLLECTED TAXES		REVENUES	1,864,000,063.27
County Clerk (Judicial Functions)	11,415,959.53	EXPENDITURES	TOTAL	CURRENT FINANCES DECEMBER 31,	
Sheriff's Office (Judicial Functions)	12,929,127.69		1,788,489,834.20	ASSETS	
Other Judicial	12,885.00	CAPITAL DEBT AUTHORIZED, DECEMBER 31,		Cash Dec. 31,	287,117,187.90
PUBLIC SAFETY		ISSUED AND UNISSUED	GROSS DEBT	Taxes Receivable	3,739,825.56
County Police	18,083,302.87	School	10,874,999	Emergencies and Other Deferred Charges	10,233,164.58
Sheriff's Office	29,109,448.13	Self-liquidating		State Aid Receivable	13,051,730.17
Civil Defense and Disaster Control	2,156,149.00	Other	1,487,004,286	Other Receivable	35,327,891.30
Environmental Inspection and Control	1,508,084.32	Total	1,497,879,285	TOTAL	349,469,799.51
Weights and Measures	1,635,050.27	ISSUED AND OUTSTANDING		LIABILITIES RESERVES, AND SURPLUS	192,067,414.52
Correctional and Penal	78,611,045.20	School	9,593,000.00	Cash Liabilities	25,912,636.16
Other Public Safety	1,727,054.51	Self-liquidating		Reserves For Receivables	131,489,748.83
PUBLIC WORKS		Other	1,131,490,036.00	Surplus Dec. 31,	349,469,799.51
Roads and Bridges, Streets, Drainage	10,437,593.89	Total	1,141,083,036.00	TOTAL	
State Aid Motor Vehicle Fund	207,700.00	Equalized Valuation Basis for Net Debt Computation	179,692,241,434.67		
County Funds	56,574,438.48	CAPITAL OUTLAY	TOTAL		
Other Roads and Bridges	778,305.24	Public Enterprises			
Public Buildings and Grounds	44,856,873.31	Recreation—Culture	11,889,464.96		
Other Public Works	18,733,396.64	Public Works	53,687,478.13		
HEALTH AND WELFARE		Buildings and Grounds	109,619,559.97		
County Health Department	12,321,989.05	Library and Education	25,201,281.90		
Mental Health Activities	110,947,149.51	Conservation	1,685,337.78		
Tubercular Patient Care	81,942.00	All Other			
County Hospitals, Homes	101,900,831.68				
County Aid to Hospitals	59,822,320.00				
Health Clinics	553,020.84				
Mosquito Extermination	8,144,579.01				
Health Services Except Environmental	50,205,361.33				
County Welfare Board	140,515,757.64				
Child Welfare	14,341,580.57				
Other Welfare Services	52,990,021.96				
RECREATION AND CONSERVATION					
Parks, Playgrounds, Shade Trees	51,815,717.97				
Land Reclamation and Conservation	1,219,726.26				
Other Recreational Services	3,909,420.73				

SUMMARY MUNICIPAL DATA SHEETS

EXPENDITURES		REVENUES-REALIZED		1983 PROPERTY TAX	
GENERAL GOVERNMENT		1983 Property Taxes Collected		STATE EQUALIZED TAX RATE	
Governing Body & Public Boards	15,302,757.78	4,765,543,672.36		Local District School Taxes	2,133,314,364.68
Municipal Clerk	10,320,429.54	30,026,383.49		Regional & Consolidated School Tax	443,302,466.90
Financial Administration	33,994,388.03	200,172,617.91		School Taxes in Municipal Budget	21,438,906.55
Assessment of Taxes	25,078,782.60	159,670,182.82		County Taxes	1,156,252,463.82
Collection of Taxes	24,199,518.00	651,551,218.06		County Library Taxes	16,453,216.63
Planning, Housing & Development	21,536,481.97	16,144,699.15		Local Municipal Purpose Taxes	1,145,178,655.17
Human Resources	49,270,863.84	230,173,614.53		Veteran & Senior Citizen Taxes	67,294,588.00
Elections	2,034,229.86	20,345,992.03		Total Taxes for Rate Computation	4,983,234,661.75
General Administration (other)	304,966,349.08	76,167,381.98		Special District Taxes	37,856,460.13
JUDICIARY		8,817,805.87		Bank Corp. Taxes	9,949,322.41
Municipal Courts	32,063,840.42	489,371,411.29		Added and Omitted Taxes	45,081,718.35
PUBLIC SAFETY		6,647,984,979.49		Total Taxes Levied - ABSTRACT	5,008,827,574.64
Fire Protection	230,609,317.55	325,777,885.16		Total Taxes Billed	5,005,188,446.00
Police Protection	566,149,574.94	6,973,762,864.65		1983 TAXES COLLECTED	4,765,543,672.36
Civil Defense & Disaster Control	2,546,010.81	305,411,155.76		1983 Taxes Cancelled, Abated or Adjusted	28,070,894.50
Environmental Inspection & Control	34,757,520.00	406,697,712.85		Transfer to Tax Title Liens or Foreclosed	24,187,296.80
Other Public Safety	2,216,906.74	63,154,240.73		Balance Outstanding Dec. 31, 1983	191,716,280.74
PUBLIC WORKS		27,115,736.00		PRIOR YEARS TAXES OUTSTANDING	
Streets and Drainage	224,007,586.14	169,912,441.86		Balance January 1, 1983	220,027,604.46
Sewers and Sewage Processing	123,929,340.18	85,956,817.88		Collected in 1983	169,533,425.45
Garbage and Trash Disposal	113,787,108.68	58,902,423.92		Cancelled, Abated or Adjusted 1983	9,129,897.67
Public Buildings and Grounds	66,802,191.36	1,656,052.46		Transfers to Tax Title Liens or Foreclosed	8,167,563.06
Other Public Works	43,866,979.54	CAPITAL DEBT AUTHORIZED, DECEMBER 31, 1983		Balance December 31, 1983	33,196,718.28
HEALTH and WELFARE		ISSUED AND UNISSUED GROSS DEBT		TAX TITLE LIENS OUTSTANDING	
Health Services Except Environmental	48,633,748.18	SCHOOL		Balance January 1, 1983	96,936,418.15
Welfare-Public Assistance	21,687,264.32	721,106,823		Transfer From Taxes	31,475,523.32
Hospitals, Clinics, First Aid	8,070,825.00	2,064,207,552		Redeemed in 1983	30,377,168.67
Animal, Insect, & Rodent Control	3,624,803.45	4,325,311,705		Cancelled, Abated or Adjusted (1983)	2,736,676.86
Other Welfare Services	5,566,145.02	NET DEBT		Transfers to Foreclosed Property	3,691,305.84
RECREATION and CONSERVATION		SCHOOL		Balance December 31, 1983	91,606,790.10
Beaches and Boardwalks	8,079,515.18	1,387,761,117.65		PROPERTY ACQUIRED BY DEED OR FORECLOSURE	
Parks, Playgrounds, Shade Trees	36,190,502.50	649,992,570.93		Balance January 1, 1983	271,108,173.96
Land Reclamation & Conservation	1,710,001.71	1,754,919,066.94		Transfers From Taxes or Liens	9,088,217.13
Other Recreational Services	33,249,203.43	3,792,672,755.52		Sale for Cash (1983)	8,318,138.38
EDUCATION (excluding schools)		Total		Cancelled, Abated or Adjusted (1983)	14,844,824.26
Libraries	60,510,017.66	EQUALIZED VALUATION BASIS		Balance December 31, 1983	257,033,428.45
Other Educational Services	26,989,517.32	FOR NET DEBT COMPUTATION		CURRENT FINANCES DECEMBER 31, 1983	
STATUTORY EXPENDITURES		REAL PROPERTY VALUATIONS		ASSETS	
Pensions & F. I. C. A.	220,835,734.13	Code Class # of Parcels % VAL'N		Cash Dec. 31, 1983	1,127,182,345.54
Employee Fringe Benefits	70,739,124.19	1 Vacant Land		Taxes Receivable	224,912,999.02
Other Statutory Expenditures	7,088,451.08	2 Residential		Tax Title Liens	91,606,790.10
CETA And Other Public Employment Programs	14,508,450.00	3 Farm		Foreclosed Property	257,033,428.45
MUNICIPAL FUNCTIONS TOTAL	2,494,923,545.23	4a Commercial (SEE PAGE 48)		Emergencies & Other Deferred Charges	43,706,843.38
CAPITAL IMPROVEMENTS *MEMO	33,880,982.20	4b Industrial		State and Federal Aid Receivable	5,190,530.97
DEBT SERVICE		4c Apartments		Other Receivables	123,585,771.83
Principal Payments	149,178,273.92	Total		Total	1,873,218,709.29
Interest Payments	166,067,958.12	Land Area 1487.32 Sq. Miles		LIABILITIES, RESERVES, AND SURPLUS	
TYPE I SCHL DEBT *MEMO	56,411,861.09	Net Valuation Taxable-Municipal		Cash Liabilities	665,922,450.83
DEFERRED CHARGES	57,208,203.17	Net Valuation Taxable-County		Reserves for Receivables	676,153,732.91
SCHOOL, COUNTY, SPECIAL DISTRICT TAXES	3,808,617,878.71	State Equalized Valuation		Surplus Dec. 31, 1983	531,142,525.55
RESERVE FOR UNCOLLECTED TAXES	305,411,155.76	State Equalization Ratio		Total	1,873,218,709.29
EXPENDITURES TOTAL	6,981,407,014.91				

1981/3000

*ABOVE DEBT SERVICE INCLUDES TYPE I SCHOOL DEBT.

*Includes County Health Service Taxes or County Vocational School Taxes. See Table 13.

0199

Population 1980 194,119

Population 1983 197,906

S & P Rating

Moody Rating

General Tax Rate Per \$100.

State Equalized Tax Rate

SUMMARY ATLANTIC COUNTY MUNICIPALITIES

PER CAPITA:

Gross Debt 668.83
Net Debt 298.86
Debt Service 50.67
Total Tax Levy 870.23
Municipal Expenditures 685.82

PER CENT:

Gross Debt 109.31
Net Debt 48.84
Tax Levy Collected 92.10
Tax Levy Cancelled, Abated
or Adjusted .82

EXPENDITURES		REVENUES-REALIZED		1983 PROPERTY TAX STATE EQUALIZED TAX RATE	
GENERAL GOVERNMENT					
Governing Body & Public Boards	1,915,849.07	1983 Property Taxes Collected	158,655,917.22	Local District School Taxes	54,114,268.02
Municipal Clerk	606,989.67	1983 Payments in Lieu of Taxes	612,760.42	Regional & Consolidated School Tax	13,258,101.51
Financial Administration	1,593,659.79	Delinquent Tax & Lien Collections	15,220,850.11	School Taxes in Municipal Budget	1,485,283.62
Assessment of Taxes	1,131,775.20	Business Personalty Replacement Taxes	3,052,141.92	County Taxes	* 38,622,466.56
Collection of Taxes	1,261,474.69	Taxes from Public Utilities	19,750,904.22	County Library Taxes	1,179,753.00
Planning, Housing & Development	999,971.04	Other Miscellaneous Tax Revenues	10,137.60	Local Municipal Purpose Taxes	60,201,150.20
Human Resources	420,992.14	State Aid Revenues	5,601,668.59	Veteran & Senior Citizen Taxes	2,363,400.00
Elections	73,354.11	Federal Aid Revenues	31,296.54	Total Taxes for Rate Computation	171,224,422.91
General Administration (other)	13,643,139.17	State and Local Fiscal Assistance Act Utilized	2,278,033.87	Special District Taxes	465,082.00
JUDICIARY		Sale of Acquired Property	428,052.19	Bank Corp. Taxes	160,803.91
Municipal Courts	1,519,074.72	Other Miscellaneous Revenues	19,590,209.85	Added and Omitted Taxes	2,736,454.76
PUBLIC SAFETY		Total	225,231,972.53	Total Taxes Levied - ABSTRACT	172,223,363.58
Fire Protection	14,494,971.52	Prior Years Surplus Appropriated	18,233,628.80	Total Taxes Billed	172,269,574.44
Police Protection	30,330,424.26	REVENUES TOTAL	243,465,601.33	1983 TAXES COLLECTED	158,655,917.22
Civil Defense & Disaster Control	195,762.05	Reserve For Uncollected Taxes	16,146,439.35	1983 Taxes Cancelled, Abated or Adjusted	1,406,612.42
Environmental Inspection & Control	2,987,341.55	CAPITAL OUTLAY TOTAL	10,045,901.57	Transfer to Tax Title Liens or Foreclosed	1,606,664.48
Other Public Safety	94,284.28			Balance Outstanding Dec. 31, 1983	10,599,495.08
PUBLIC WORKS		Public Enterprises	1,504,246.86	PRIOR YEARS TAXES OUTSTANDING	
Streets and Drainage	6,433,740.62	Recreation—Culture	210,750.70	Balance January 1, 1983	13,387,013.06
Sewers and Sewage Processing	3,453,972.96	Public Works	4,454,475.76	Collected in 1983	12,261,087.02
Garbage and Trash Disposal	1,594,623.71	Buildings and Grounds	2,226,625.81	Cancelled, Abated or Adjusted 1983	51,167.78
Public Buildings and Grounds	4,649,742.84	Library and Education	1,649,802.44	Transfers to Tax Title Liens or Foreclosed	705,175.66
Other Public Works	2,082,547.99	Conservation		Balance December 31, 1983	369,582.60
HEALTH and WELFARE		All Other		TAX TITLE LIENS OUTSTANDING	
Health Services Except Environmental	1,768,851.28	CAPITAL DEBT AUTHORIZED, DECEMBER 31, 1983		Balance January 1, 1983	6,110,636.75
Welfare-Public Assistance	715,354.72	ISSUED AND UNISSUED GROSS DEBT		Transfer From Taxes	2,438,639.76
Hospitals, Clinics, First Aid	2,500.00	School	53,263,220	Redeemed in 1983	2,959,763.09
Animal, Insect, & Rodent Control	415,235.60	Self-liquidating	19,636,243	Cancelled, Abated or Adjusted (1983)	510.69
Other Welfare Services	300.00	Other	59,465,545	Transfers to Foreclosed Property	49,275.13
RECREATION and CONSERVATION		Total	132,365,009	Balance December 31, 1983	5,539,727.60
Beaches and Boardwalks	1,756,723.54	ISSUED AND OUTSTANDING		PROPERTY ACQUIRED BY DEED OR FORECLOSURE	
Parks, Playgrounds, Shade Trees	1,399,291.90	School	52,458,220.71	Balance January 1, 1983	14,498,100.75
Land Reclamation & Conservation	72,286.81	Self-Liquidating	16,125,843.52	Transfers From Taxes or Liens	49,326.61
Other Recreational Services	650,289.93	Other	52,507,687.77	Sale for Cash (1983)	765,870.82
EDUCATION (excluding schools)		Total	121,091,752.00	Cancelled, Abated or Adjusted (1983)	121,911.77
Libraries	758,666.07	EQUALIZED VALUATION BASIS		Balance December 31, 1983	13,659,644.77
Other Educational Services	463,505.61	FOR NET DEBT COMPUTATION	7,741,374,288	CURRENT FINANCES DECEMBER 31, 1983	
STATUTORY EXPENDITURES		REAL PROPERTY VALUATIONS		ASSETS	
Pensions & F. I. C. A.	9,108,260.19	Code Class # of Parcels % VAL'N		Cash Dec. 31, 1983	47,042,616.88
Employee Fringe Benefits	1,479,684.99	1 Vacant Land		Taxes Receivable	10,969,077.68
Other Statutory Expenditures	445,911.70	2 Residential		Tax Title Liens	5,539,727.60
CETA And Other Public Employment Programs		3 Farm		Foreclosed Property	13,659,644.77
MUNICIPAL FUNCTIONS TOTAL	108,520,553.72	4a Commercial (SEE PAGE 7)		Emergencies & Other Deferred Charges	1,098,359.39
CAPITAL IMPROVEMENTS *MEMO	1,056,343.00	4b Industrial		State and Federal Aid Receivable	137,949.06
DEBT SERVICE		4c Apartments		Other Receivables	2,289,630.37
Principal Payments	3,980,631.38	Total		Total	80,737,005.75
Interest Payments	6,046,288.15	Land Area 566.97 Sq. Miles		LIABILITIES, RESERVES, AND SURPLUS	
TYPE I SCHL DEBT * MEMO	2,028,168.38	Net Valuation Taxable-Municipal	4,848,368,545	Cash Liabilities	18,554,441.61
DEFERRED CHARGES	1,034,657.58	Net Valuation Taxable-County	8,434,544,098	Reserves for Receivables	32,574,462.55
SCHOOL, COUNTY, SPECIAL DISTRICT TAXES	109,124,954.71	State Equalized Valuation	7,940,086,914	Surplus Dec. 31, 1983	29,608,101.59
RESERVE FOR UNCOLLECTED TAXES	16,146,439.35	State Equalization Ratio		Total	80,737,005.75
EXPENDITURES TOTAL	244,853,524.89				

1981/3000

*Includes County Health Service Taxes or County Vocational School Taxes. See Table 13.

*ABOVE DEBT SERVICE INCLUDES TYPE I SCHOOL DEBT.

0299

Population 1980 **845,385**Population 1983 **843,684**

S & P Rating

Moody Rating

General Tax Rate Per \$100.

State Equalized Tax Rate

SUMMARY BERGEN COUNTY MUNICIPALITIES

PER CAPITA:

Gross Debt **476.58**Net Debt **313.34**Debt Service **43.80**Total Tax Levy **826.20**Municipal Expenditures **414.18**

PER CENT:

Gross Debt **113.17**Net Debt **74.41**Tax Levy Collected **97.28**

Tax Levy Cancelled, Abated

or Adjusted **.39**

EXPENDITURES		REVENUES-REALIZED		1983 PROPERTY TAX STATE EQUALIZED TAX RATE	
GENERAL GOVERNMENT*					
Governing Body & Public Boards	349,544.71	1983 Property Taxes Collected		Local District School Taxes	
Municipal Clerk	868,086.90	1983 Payments in Lieu of Taxes		Regional & Consolidated School Tax	
Financial Administration	2,770,530.37	Delinquent Tax & Lien Collections		School Taxes in Municipal Budget	
Assessment of Taxes	3,102,155.39	Business Personalty Replacement Taxes		County Taxes	
Collection of Taxes	3,217,175.64	Taxes from Public Utilities		County Library Taxes	
Planning, Housing & Development	1,522,909.27	Other Miscellaneous Tax Revenues		Local Municipal Purpose Taxes	
Human Resources	186,045.00	State Aid Revenues		Veteran & Senior Citizen Taxes	
Elections	128,106.30	Federal Aid Revenues		Total Taxes for Rate Computation	
General Administration (other)	30,556,199.80	State and Local Fiscal Assistance Act Utilized		Special District Taxes	
JUDICIARY		Sale of Acquired Property		Bank Corp. Taxes	
Municipal Courts	3,172,924.33	Other Miscellaneous Revenues		Added and Omitted Taxes	
PUBLIC SAFETY		Total		Total Taxes Levied - ABSTRACT	
Fire Protection	16,927,863.30	Prior Years Surplus Appropriated		Total Taxes Billed	
Police Protection	70,444,090.83	REVENUES		1983 TAXES COLLECTED	
Civil Defense & Disaster Control	212,729.93	Reserve For Uncollected Taxes		1983 Taxes Cancelled, Abated or Adjusted	
Environmental Inspection & Control	3,345,684.98	CAPITAL OUTLAY		Transfer to Tax Title Liens or Foreclosed	
Other Public Safety	120,772.46	TOTAL		Balance Outstanding Dec. 31, 1983	
PUBLIC WORKS		Public Enterprises		PRIOR YEARS TAXES OUTSTANDING	
Streets and Drainage	25,640,833.45	Recreation—Culture		Balance January 1, 1983	
Sewers and Sewage Processing	24,420,969.02	Public Works		Collected in 1983	
Garbage and Trash Disposal	19,909,588.74	Buildings and Grounds		Cancelled, Abated or Adjusted 1983	
Public Buildings and Grounds	7,745,876.16	Library and Education		Transfers to Tax Title Liens or Foreclosed	
Other Public Works	4,065,084.03	Conservation		Balance December 31, 1983	
HEALTH and WELFARE		All Other		TAX TITLE LIENS OUTSTANDING	
Health Services Except Environmental	4,997,736.59	CAPITAL DEBT AUTHORIZED, DECEMBER 31, 1983		Balance January 1, 1983	
Welfare-Public Assistance	1,066,822.63	ISSUED AND UNISSUED		Transfer From Taxes	
Hospitals, Clinics, First Aid	168,309.00	GROSS DEBT		Redeemed in 1983	
Animal, Insect, & Rodent Control	166,923.00	NET DEBT		Cancelled, Abated or Adjusted (1983)	
Other Welfare Services	111,866.76	SCHOOL		Transfers to Foreclosed Property	
RECREATION and CONSERVATION		Self-Liquidating		Balance December 31, 1983	
Beaches and Boardwalks	4,879,989.03	Other		PROPERTY ACQUIRED BY DEED OR	
Parks, Playgrounds, Shade Trees	219,693.78	Total		FORECLOSURE	
Land Reclamation & Conservation	4,109,233.65	ISSUED AND OUTSTANDING		Balance January 1, 1983	
Other Recreational Services		SCHOOL		Transfers From Taxes or Liens	
EDUCATION (excluding schools)		Self-Liquidating		Sale for Cash (1983)	
Libraries	10,058,846.86	Other		Cancelled, Abated or Adjusted (1983)	
Other Educational Services	4,383,924.83	Total		Balance December 31, 1983	
STATUTORY EXPENDITURES		EQUALIZED VALUATION BASIS		CURRENT FINANCES DECEMBER 31, 1983	
Pensions & F. I. C. A.	21,597,828.19	FOR NET DEBT COMPUTATION		ASSETS	
Employee Fringe Benefits	7,976,510.46	REAL PROPERTY VALUATIONS		Cash Dec. 31, 1983	
Other Statutory Expenditures	593,189.88	Code Class # of Parcels % VAL'N		Taxes Receivable	
CETA And Other Public Employment Programs		1 Vacant Land		Tax Title Liens	
MUNICIPAL FUNCTIONS		2 Residential		Foreclosed Property	
CAPITAL IMPROVEMENTS		3 Farm		Emergencies & Other Deferred Charges	
DEBT SERVICE		4a Commercial (SEE PAGE 9)		State and Federal Aid Receivable	
Principal Payments	19,211,657.31	4b Industrial		Other Receivables	
Interest Payments	17,739,616.65	4c Apartments		Total	
TYPE I SCHL DEBT *MEMO	2,152,195.25	Total		LIABILITIES, RESERVES, AND SURPLUS	
DEFERRED CHARGES		Land Area 234.57 Sq. Miles		Cash Liabilities	
SCHOOL, COUNTY, SPECIAL DISTRICT TAXES	510,174,209.04	Net Valuation Taxable-Municipal		Reserves for Receivables	
RESERVE FOR UNCOLLECTED TAXES	28,655,196.76	Net Valuation Taxable-County		Surplus Dec. 31, 1983	
EXPENDITURES		State Equalized Valuation		Total	
TOTAL	859,610,257.55	State Equalization Ratio			

1981/3000

*ABOVE DEBT SERVICE INCLUDES TYPE I SCHOOL DEBT.

*Includes County Health Service Taxes or County Vocational School Taxes. See Table 13.

0399

Population 1980 362,542

Population 1983 373,597

S & P Rating

Moody Rating

General Tax Rate Per \$100.

State Equalized Tax Rate

SUMMARY BURLINGTON COUNTY MUNICIPALITIES

PER CAPITA:

Gross Debt 459.71
Net Debt 176.56
Debt Service 27.86
Total Tax Levy 472.95
Municipal Expenditures 259.95

PER CENT:

Gross Debt 114.47
Net Debt 43.97
Tax Levy Collected 95.32
Tax Levy Cancelled, Abated or Adjusted .45

EXPENDITURES		REVENUES-REALIZED		1983 PROPERTY TAX	
GENERAL GOVERNMENT				STATE EQUALIZED TAX RATE →	
Governing Body & Public Boards	245,404.00	1983 Property Taxes Collected		Local District School Taxes	84,095,365.63
Municipal Clerk	467,718.00	1983 Payments in Lieu of Taxes		Regional & Consolidated School Tax	21,854,739.05
Financial Administration	1,567,841.97	Delinquent Tax & Lien Collections		School Taxes in Municipal Budget	213,779.50
Assessment of Taxes	1,328,989.99	Business Personalty Replacement Taxes		County Taxes	* 42,588,820.69
Collection of Taxes	1,112,618.02	Taxes from Public Utilities		County Library Taxes	1,802,050.00
Planning, Housing & Development	1,153,687.31	Other Miscellaneous Tax Revenues		Local Municipal Purpose Taxes	21,330,330.83
Human Resources	565,106.00	State Aid Revenues		Veteran & Senior Citizen Taxes	2,985,973.00
Elections	12,219.87	Federal Aid Revenues		Total Taxes for Rate Computation	174,871,058.70
General Administration (other)	9,217,300.89	State and Local Fiscal Assistance Act Utilized		Special District Taxes	2,355,455.36
JUDICIARY		Sale of Acquired Property		Bank Corp. Taxes	248,368.62
Municipal Courts	1,424,109.49	Other Miscellaneous Revenues		Added and Omitted Taxes	2,205,571.45
PUBLIC SAFETY		Total		Total Taxes Levied - ABSTRACT	176,694,481.13
Fire Protection	1,885,386.30	Prior Years Surplus Appropriated		Total Taxes Billed	176,541,626.46
Police Protection	19,361,364.14	REVENUES TOTAL		1983 TAXES COLLECTED	168,282,585.31
Civil Defense & Disaster Control	87,629.38	Reserve For Uncollected Taxes		1983 Taxes Cancelled, Abated or Adjusted	790,917.88
Environmental Inspection & Control	1,267,372.33	CAPITAL OUTLAY TOTAL		Transfer to Tax Title Liens or Foreclosed	561,837.90
Other Public Safety				Balance Outstanding Dec. 31, 1983	6,905,585.37
PUBLIC WORKS				PRIOR YEARS TAXES OUTSTANDING	
Streets and Drainage	9,909,122.59	Public Enterprises		Balance January 1, 1983	7,512,324.13
Sewers and Sewage Processing	721,320.66	Recreation—Culture		Collected in 1983	7,050,975.20
Garbage and Trash Disposal	4,751,744.86	Public Works		Cancelled, Abated or Adjusted 1983	80,473.61
Public Buildings and Grounds	2,798,252.33	Buildings and Grounds		Transfers to Tax Title Liens or Foreclosed	199,393.37
Other Public Works	2,104,232.48	Library and Education		Balance December 31, 1983	181,481.95
HEALTH and WELFARE		Conservation		TAX TITLE LIENS OUTSTANDING	
Health Services Except Environmental	217,476.24	All Other		Balance January 1, 1983	2,655,299.54
Welfare-Public Assistance	371,253.66	CAPITAL DEBT AUTHORIZED, DECEMBER 31, 1983		Transfer From Taxes	806,993.58
Hospitals, Clinics, First Aid		ISSUED AND UNISSUED GROSS DEBT NET DEBT		Redeemed in 1983	918,593.88
Animal, Insect, & Rodent Control	164,396.82	School 67,099,355 786,299		Cancelled, Abated or Adjusted (1983)	64,304.85
Other Welfare Services	30,578.00	Self-liquidating 43,328,248 6,408,041		Transfers to Foreclosed Property	6,291.27
RECREATION and CONSERVATION		Other 61,316,822 58,766,305		Balance December 31, 1983	2,473,103.12
Beaches and Boardwalks	890,830.61	Total 171,744,425 65,960,646		PROPERTY ACQUIRED BY DEED OR FORECLOSURE	
Parks, Playgrounds, Shade Trees	15,776.90	ISSUED AND OUTSTANDING		Balance January 1, 1983	4,525,591.05
Land Reclamation & Conservation	1,354,961.32	School 65,464,644.56		Transfers From Taxes or Liens	6,781.17
Other Recreational Services		Self-Liquidating 33,208,735.36		Sale for Cash (1983)	79,686.85
EDUCATION (excluding schools)		Other 51,355,453.32		Cancelled, Abated or Adjusted (1983)	52,264.15
Libraries	1,309,021.70	Total 150,028,833.24		Balance December 31, 1983	4,400,421.22
Other Educational Services	2,019,779.00	EQUALIZED VALUATION BASIS		CURRENT FINANCES DECEMBER 31, 1983	
STATUTORY EXPENDITURES		FOR NET DEBT COMPUTATION		ASSETS	
Pensions & F. I. C. A.	4,882,318.17	REAL PROPERTY VALUATIONS		Cash Dec. 31, 1983	73,990,882.57
Employee Fringe Benefits	2,014,142.42	Code Class # of Parcels % VAL'N ASSESSED VALUATION		Taxes Receivable	7,087,067.32
Other Statutory Expenditures	308,336.03	1 Vacant Land		Tax Title Liens	2,473,103.12
CETA And Other Public Employment Programs	73,560,291.48	2 Residential		Foreclosed Property	4,400,421.22
MUNICIPAL FUNCTIONS TOTAL	811,401.35	3 Farm		Emergencies & Other Deferred Charges	1,400,689.28
CAPITAL IMPROVEMENTS *MEMO		4a Commercial (SEE PAGE 11)		State and Federal Aid Receivable	206,748.28
DEBT SERVICE		4b Industrial		Other Receivables	1,935,157.02
Principal Payments	5,844,269.19	4c Apartments		Total	91,494,068.81
Interest Payments	4,564,248.12	Total		LIABILITIES, RESERVES, AND SURPLUS	
TYPE I SCHL DEBT *MEMO	347,982.50	Land Area 817.64 Sq. Miles		Cash Liabilities	44,548,499.47
DEFERRED CHARGES	1,387,492.57	Net Valuation Taxable-Municipal		Reserves for Receivables	15,771,202.41
SCHOOL, COUNTY, SPECIAL DISTRICT TAXES	152,910,210.23	Net Valuation Taxable-County		Surplus Dec. 31, 1983	31,174,366.93
RESERVE FOR UNCOLLECTED TAXES	11,761,719.46	State Equalized Valuation		Total	91,494,068.81
EXPENDITURES TOTAL	250,028,231.05	State Equalization Ratio			

1981/3000

*Includes County Health Service Taxes or County Vocational School Taxes. See Table 13.

*ABOVE DEBT SERVICE INCLUDES TYPE I SCHOOL DEBT.

0499
Population 1980 471,678
Population 1983 479,535
S & P Rating
Moody Rating

General Tax Rate Per \$100.
State Equalized Tax Rate

.00

SUMMARY CAMDEN COUNTY MUNICIPALITIES

PER CAPITA:		PER CENT:	
Gross Debt	435.67	Gross Debt	75.82
Net Debt	196.29	Net Debt	34.16
Debt Service	27.85	Tax Levy Collected	94.37
Total Tax Levy	597.90	Tax Levy Cancelled, Abated or Adjusted	.42
Municipal Expenditures	306.61		

EXPENDITURES		REVENUES-REALIZED		1983 PROPERTY TAX	
GENERAL GOVERNMENT				STATE EQUALIZED TAX RATE	
Governing Body & Public Boards	556,522.60	1983 Property Taxes Collected	270,515,336.88	Local District School Taxes	114,629,589.24
Municipal Clerk	407,542.12	1983 Payments in Lieu of Taxes	2,203,928.21	Regional & Consolidated School Tax	18,740,869.90
Financial Administration	1,471,101.96	Delinquent Tax & Lien Collections	13,023,290.10	School Taxes in Municipal Budget	
Assessment of Taxes	1,069,214.43	Business Personalty Replacement Taxes	8,769,669.04	County Taxes	* 97,747,604.47
Collection of Taxes	1,604,086.18	Taxes from Public Utilities	34,621,769.22	County Library Taxes	902,924.00
Planning, Housing & Development	1,455,599.90	Other Miscellaneous Tax Revenues	386,954.55	Local Municipal Purpose Taxes	46,104,709.02
Human Resources	3,280,997.00	State Aid Revenues	14,630,101.53	Veteran & Senior Citizen Taxes	5,117,350.00
Elections	247,709.34	Federal Aid Revenues	760,031.00	Total Taxes for Rate Computation	283,243,046.63
General Administration (other)	12,530,393.88	State and Local Fiscal Assistance Act Utilized	3,779,787.30	Special District Taxes	5,539,446.00
JUDICIARY		Sale of Acquired Property	176,270.46	Bank Corp. Taxes	335,613.44
Municipal Courts	1,850,667.73	Other Miscellaneous Revenues	19,131,192.56	Added and Omitted Taxes	2,714,552.38
PUBLIC SAFETY		Total	367,998,330.85	Total Taxes Levied - ABSTRACT	286,715,308.45
Fire Protection	9,979,744.46	Prior Years Surplus Appropriated	14,917,047.01	Total Taxes Billed	286,645,330.04
Police Protection	30,182,036.59	REVENUES TOTAL	382,915,377.86	1983 TAXES COLLECTED	270,515,336.88
Civil Defense & Disaster Control	42,050.63	Reserve For Uncollected Taxes	18,479,082.93	1983 Taxes Cancelled, Abated or Adjusted	1,213,809.44
Environmental Inspection & Control	2,523,395.73	CAPITAL OUTLAY TOTAL	14,013,565.36	Transfer to Tax Title Liens or Foreclosed	3,162,846.51
Other Public Safety	17,852.00			Balance Outstanding Dec. 31, 1983	11,753,336.91
PUBLIC WORKS				PRIOR YEARS TAXES OUTSTANDING	
Streets and Drainage	10,720,048.26	Public Enterprises	4,068,785.44	Balance January 1, 1983	12,377,042.12
Sewers and Sewage Processing	2,747,129.69	Recreation—Culture	922,224.28	Collected in 1983	10,314,038.64
Garbage and Trash Disposal	5,797,211.09	Public Works	6,416,974.58	Cancelled, Abated or Adjusted 1983	269,773.91
Public Buildings and Grounds	2,314,147.75	Buildings and Grounds	2,358,776.55	Transfers to Tax Title Liens or Foreclosed	1,064,927.36
Other Public Works	1,565,000.55	Library and Education	235,973.10	Balance December 31, 1983	728,302.21
HEALTH and WELFARE		Conservation	10,831.41	TAX TITLE LIENS OUTSTANDING	
Health Services Except Environmental	1,243,512.01	All Other		Balance January 1, 1983	9,667,718.60
Welfare-Public Assistance	1,637,682.56	CAPITAL DEBT AUTHORIZED, DECEMBER 31, 1983		Transfer From Taxes	4,359,814.23
Hospitals, Clinics, First Aid	159,197.00	ISSUED AND UNISSUED		Redeemed in 1983	2,727,265.18
Animal, Insect, & Rodent Control	58,097.26	SCHOOL GROSS DEBT	78,525,992	Cancelled, Abated or Adjusted (1983)	1,894,598.72
Other Welfare Services		Self-liquidating	37,758,968	Transfers to Foreclosed Property	62,724.34
RECREATION and CONSERVATION		Other	92,634,119	Balance December 31, 1983	9,342,944.59
Beaches and Boardwalks		Total	208,919,079	PROPERTY ACQUIRED BY DEED OR FORECLOSURE	
Parks, Playgrounds, Shade Trees	1,102,079.83	ISSUED AND OUTSTANDING		Balance January 1, 1983	22,238,395.51
Land Reclamation & Conservation	62,629.79	SCHOOL	72,734,283.20	Transfers From Taxes or Liens	4,664,872.50
Other Recreational Services	669,182.75	Self-Liquidating	126,648,835.40	Sale for Cash (1983)	545,927.75
EDUCATION (excluding schools)		Other	76,178,314.10	Cancelled, Abated or Adjusted (1983)	1,593,379.50
Libraries	2,024,473.72	Total	275,561,432.70	Balance December 31, 1983	24,763,960.76
Other Educational Services	138,733.20	EQUALIZED VALUATION BASIS		CURRENT FINANCES DECEMBER 31, 1983	
STATUTORY EXPENDITURES		FOR NET DEBT COMPUTATION	7,872,411,000	ASSETS	
Pensions & F. I. C. A.	9,850,780.43	REAL PROPERTY VALUATIONS		Cash Dec. 31, 1983	46,380,002.76
Employee Fringe Benefits	4,701,629.91	Code Class # of Parcels % VAL'N	ASSESSED VALUATION	Taxes Receivable	12,481,639.12
Other Statutory Expenditures	432,779.91	1 Vacant Land		Tax Title Liens	9,342,944.59
CETA And Other Public Employment Programs	758,531.00	2 Residential		Foreclosed Property	24,763,960.76
MUNICIPAL FUNCTIONS TOTAL	113,201,761.26	3 Farm		Emergencies & Other Deferred Charges	889,600.99
CAPITAL IMPROVEMENTS * MEMO	1,081,468.00	4a Commercial (SEE PAGE 13)		State and Federal Aid Receivable	345,798.36
DEBT SERVICE		4b Industrial		Other Receivables	6,444,297.01
Principal Payments	5,374,270.35	4c Apartments		Total	100,648,243.59
Interest Payments	7,982,308.59	Total		LIABILITIES, RESERVES, AND SURPLUS	
DEFERRED CHARGES	1,994,481.70	Land Area 222.01 Sq. Miles		Cash Liabilities	26,729,954.42
SCHOOL, COUNTY, SPECIAL DISTRICT TAXES	237,560,433.61	Net Valuation Taxable-Municipal	5,815,520,933	Reserves for Receivables	49,167,555.91
RESERVE FOR UNCOLLECTED TAXES	18,479,082.93	Net Valuation Taxable-County	8,373,172,386	Surplus Dec. 31, 1983	24,750,733.26
EXPENDITURES TOTAL	384,592,338.44	State Equalized Valuation	8,435,413,845	Total	100,648,243.59
		State Equalization Ratio			

0599

Population 1980 82,266
 Population 1983 86,978
 S & P Rating
 Moody Rating

General Tax Rate Per \$100.

State Equalized Tax Rate

SUMMARY CAPE MAY COUNTY MUNICIPALITIES

PER CAPITA:

Gross Debt 1,041.31
 Net Debt 655.77
 Debt Service 85.95
 Total Tax Levy 979.55
 Municipal Expenditures 762.06

PER CENT:

Gross Debt 109.79
 Net Debt 69.14
 Tax Levy Collected 95.66
 Tax Levy Cancelled, Abated or Adjusted .22

EXPENDITURES		REVENUES-REALIZED		1983 PROPERTY TAX	
GENERAL GOVERNMENT				STATE EQUALIZED TAX RATE →	
Governing Body & Public Boards	166,711.40	1983 Property Taxes Collected	78,528,834.64	Local District School Taxes	25,002,074.05
Municipal Clerk	376,645.47	1983 Payments in Lieu of Taxes	98,450.83	Regional & Consolidated School Tax	4,486,148.50
Financial Administration	886,589.39	Delinquent Tax & Lien Collections	5,305,116.18	School Taxes in Municipal Budget	284,792.50
Assessment of Taxes	980,335.02	Business Personalty Replacement Taxes	1,196,083.68	County Taxes	* 23,475,342.86
Collection of Taxes	778,924.91	Taxes from Public Utilities	12,716,307.73	County Library Taxes	1,041,851.67
Planning, Housing & Development	289,518.75	Other Miscellaneous Tax Revenues	73,162.00	Local Municipal Purpose Taxes	29,384,508.26
Human Resources	91,391.00	State Aid Revenues	641,353.02	Veteran & Senior Citizen Taxes	1,454,950.00
Elections	23,490.06	Federal Aid Revenues	1,096,542.30	Total Taxes for Rate Computation	85,129,667.84
General Administration (other)	7,695,914.72	State and Local Fiscal Assistance Act Utilized	4,743.00	Special District Taxes	659,216.00
JUDICIARY	828,962.03	Sale of Acquired Property	11,855,779.20	Bank Corp. Taxes	126,243.86
Municipal Courts	2,611,936.76	Other Miscellaneous Revenues	111,516,372.58	Added and Omitted Taxes	739,483.13
PUBLIC SAFETY	10,134,183.94	Prior Years Surplus Appropriated	8,172,974.00	Total Taxes Levied - ABSTRACT	85,199,660.83
Fire Protection	81,352.38	REVENUES TOTAL	119,689,346.58	Total Taxes Billed	82,093,279.11
Police Protection	1,055,415.29	Reserve For Uncollected Taxes	6,185,652.25	1983 TAXES COLLECTED	78,528,834.64
Civil Defense & Disaster Control	98,894.90	CAPITAL OUTLAY TOTAL	7,731,223.37	1983 Taxes Cancelled, Abated or Adjusted	183,454.32
Environmental Inspection & Control	5,417,147.87	Public Enterprises	907,237.02	Transfer to Tax Title Liens or Foreclosed	415,964.23
Other Public Safety	919,117.26	Recreation—Culture	127,458.43	Balance Outstanding Dec. 31, 1983	5,965,025.92
PUBLIC WORKS	2,899,963.31	Public Works	5,666,640.16	PRIOR YEARS TAXES OUTSTANDING	
Streets and Drainage	1,584,352.72	Buildings and Grounds	1,016,577.42	Balance January 1, 1983	5,220,623.94
Other Public Works	1,205,497.20	Library and Education	13,310.34	Collected in 1983	4,769,063.04
HEALTH and WELFARE	98,727.00	Conservation		Cancelled, Abated or Adjusted 1983	20,900.14
Health Services Except Environmental	113,167.90	All Other		Transfers to Tax Title Liens or Foreclosed	292,365.01
Welfare-Public Assistance	2,625.00	CAPITAL DEBT AUTHORIZED, DECEMBER 31, 1983		Balance December 31, 1983	138,295.75
Hospitals, Clinics, First Aid	225,646.53	ISSUED AND UNISSUED		TAX TITLE LIENS OUTSTANDING	
Animal, Insect, & Rodent Control	100.00	School	16,036,000	Balance January 1, 1983	920,638.61
Other Welfare Services	2,504,569.65	Self-liquidating	20,592,203	Transfer From Taxes	743,515.08
RECREATION and CONSERVATION	648,794.01	Other	53,942,696	Redeemed in 1983	536,053.14
Beaches and Boardwalks	59,844.21	Total	90,570,899	Cancelled, Abated or Adjusted (1983)	6,620.09
Parks, Playgrounds, Shade Trees	973,302.90	ISSUED AND OUTSTANDING		Transfers to Foreclosed Property	29,232.21
Land Reclamation & Conservation	333,661.00	School	16,011,000.00	Balance December 31, 1983	1,092,248.25
Other Recreational Services	3,450,000.00	Self-Liquidating	17,138,521.00	PROPERTY ACQUIRED BY DEED OR FORECLOSURE	
EDUCATION (excluding schools)	3,555,872.26	Other	49,346,402.99	Balance January 1, 1983	3,313,269.98
Libraries	1,541,723.56	Total	82,495,923.99	Transfers From Taxes or Liens	29,368.22
Other Educational Services	266,698.03	EQUALIZED VALUATION BASIS		Sale for Cash (1983)	4,743.00
STATUTORY EXPENDITURES	51,901,076.43	FOR NET DEBT COMPUTATION	5,353,158,066	Cancelled, Abated or Adjusted (1983)	
Pensions & F. I. C. A.	479,367.49	REAL PROPERTY VALUATIONS		Balance December 31, 1983	3,337,895.20
Employee Fringe Benefits		Code Class # of Parcels % VAL'N	ASSESSED VALUATION	CURRENT FINANCES DECEMBER 31, 1983	
Other Statutory Expenditures		1 Vacant Land		ASSETS	
CETA And Other Public Employment Programs		2 Residential		Cash Dec. 31, 1983	23,215,011.76
MUNICIPAL FUNCTIONS TOTAL		3 Farm		Taxes Receivable	6,103,321.67
CAPITAL IMPROVEMENTS *MEMO		4a Commercial (SEE PAGE 15)		Tax Title Liens	1,092,248.25
DEBT SERVICE		4b Industrial		Foreclosed Property	3,337,895.20
Principal Payments	3,055,207.62	4c Apartments		Emergencies & Other Deferred Charges	1,771,896.92
Interest Payments	4,420,475.50	Total		State and Federal Aid Receivable	20,611.98
TYPE I SCHL DEBT *MEMO	284,792.50	Land Area 263.37 Sq. Miles		Other Receivables	304,748.72
DEFERRED CHARGES	720,089.81	Net Valuation Taxable-Municipal	4,272,390,625	Total	35,845,734.50
SCHOOL, COUNTY, SPECIAL DISTRICT TAXES	54,949,425.58	Net Valuation Taxable-County	5,694,338,127	LIABILITIES, RESERVES, AND SURPLUS	
RESERVE FOR UNCOLLECTED TAXES	6,185,652.25	State Equalized Valuation	5,879,274,662	Cash Liabilities	13,095,178.95
EXPENDITURES TOTAL	121,231,927.19	State Equalization Ratio		Reserves for Receivables	10,838,213.84
				Surplus Dec. 31, 1983	11,912,341.71
				Total	35,845,734.50

1981/3000

*ABOVE DEBT SERVICE INCLUDES TYPE I SCHOOL DEBT.

*Includes County Health Service Taxes or County Vocational School Taxes. See Table 13.

0699
Population 1980 **132,866**
Population 1983 **133,196**
S & P Rating
Moody Rating

General Tax Rate Per \$100.
State Equalized Tax Rate

SUMMARY CUMBERLAND COUNTY MUNICIPALITIES

PER CAPITA:		PER CENT:	
Gross Debt	562.78	Gross Debt	135.25
Net Debt	97.54	Net Debt	23.44
Debt Service	29.88	Tax Levy Collected	91.49
Total Tax Levy	430.01	Tax Levy Cancelled, Abated	
Municipal Expenditures	292.90	or Adjusted	.57

EXPENDITURES		REVENUES-REALIZED		1983 PROPERTY TAX	
GENERAL GOVERNMENT				STATE EQUALIZED TAX RATE	
Governing Body & Public Boards	106,581.00	1983 Property Taxes Collected	52,353,692.61	Local District School Taxes	23,356,853.90
Municipal Clerk	121,765.00	1983 Payments in Lieu of Taxes	97,236.26	Regional & Consolidated School Tax	1,931,529.65
Financial Administration	661,043.12	Delinquent Tax & Lien Collections	3,999,655.69	School Taxes in Municipal Budget	810,586.19
Assessment of Taxes	434,834.48	Business Personalty Replacement Taxes	2,325,374.88	County Taxes	* 21,466,413.74
Collection of Taxes	514,329.80	Taxes from Public Utilities	8,157,322.00	County Library Taxes	
Planning, Housing & Development	295,943.77	Other Miscellaneous Tax Revenues	3,810.05	Local Municipal Purpose Taxes	8,770,829.23
Human Resources	1,572,844.72	State Aid Revenues	5,886,491.14	Veteran & Senior Citizen Taxes	1,632,100.00
Elections	39,730.65	Federal Aid Revenues	143,900.00	Total Taxes for Rate Computation	57,968,312.71
General Administration (other)	4,447,018.51	State and Local Fiscal Assistance Act Utilized	1,428,488.70	Special District Taxes	627,596.51
JUDICIARY		Sale of Acquired Property	123,150.00	Bank Corp. Taxes	116,358.12
Municipal Courts	532,769.33	Other Miscellaneous Revenues	6,608,969.04	Added and Omitted Taxes	195,033.49
PUBLIC SAFETY		Total	81,128,090.37	Total Taxes Levied - ABSTRACT	57,275,200.83
Fire Protection	1,390,041.31	Prior Years Surplus Appropriated	5,419,084.92	Total Taxes Billed	57,224,086.99
Police Protection	5,708,798.69	REVENUES	86,547,175.29	1983 TAXES COLLECTED	52,353,692.61
Civil Defense & Disaster Control	37,192.23	Reserve For Uncollected Taxes	5,190,640.11	1983 Taxes Cancelled, Abated or Adjusted	327,529.62
Environmental Inspection & Control	296,994.90	TOTAL	4,634,781.72	Transfer to Tax Title Liens or Foreclosed	438,987.19
Other Public Safety	5,225.35	CAPITAL OUTLAY		Balance Outstanding Dec. 31, 1983	4,103,877.57
PUBLIC WORKS				PRIOR YEARS TAXES OUTSTANDING	
Streets and Drainage	4,064,633.20	Public Enterprises	639,588.65	Balance January 1, 1983	4,090,706.69
Sewers and Sewage Processing	120,530.70	Recreation—Culture	468,946.66	Collected in 1983	3,485,824.24
Garbage and Trash Disposal	1,068,584.91	Public Works	500,922.85	Cancelled, Abated or Adjusted 1983	201,674.84
Public Buildings and Grounds	992,393.46	Buildings and Grounds	417,326.39	Transfers to Tax Title Liens or Foreclosed	167,288.32
Other Public Works	214,300.55	Library and Education	2,607,997.17	Balance December 31, 1983	215,919.29
HEALTH and WELFARE		Conservation		TAX TITLE LIENS OUTSTANDING	
Health Services Except Environmental	891,883.00	All Other		Balance January 1, 1983	1,655,536.32
Welfare-Public Assistance	319,672.00	CAPITAL DEBT AUTHORIZED, DECEMBER 31, 1983		Transfer From Taxes	644,859.05
Hospitals, Clinics, First Aid	32,450.00	ISSUED AND UNISSUED		Redeemed in 1983	513,944.15
Animal, Insect, & Rodent Control	164,716.78	GROSS DEBT		Cancelled, Abated or Adjusted (1983)	3,725.02
Other Welfare Services		School	38,883,850	Transfers to Foreclosed Property	20,046.48
RECREATION and CONSERVATION		Self-liquidating	24,209,490	Balance December 31, 1983	1,762,679.72
Beaches and Boardwalks		Other	11,866,790	PROPERTY ACQUIRED BY DEED OR	
Parks, Playgrounds, Shade Trees	609,875.00	Total	74,960,131	FORECLOSURE	
Land Reclamation & Conservation	55,700.00	ISSUED AND OUTSTANDING		Balance January 1, 1983	2,796,805.80
Other Recreational Services	474,874.80	School	34,299,000.00	Transfers From Taxes or Liens	21,126.48
EDUCATION (excluding schools)		Self-liquidating	13,071,000.00	Sale for Cash (1983)	140,856.00
Libraries	592,147.00	Other	8,052,300.00	Cancelled, Abated or Adjusted (1983)	36,125.00
Other Educational Services	720,777.39	Total	55,422,300.00	Balance December 31, 1983	2,640,951.28
STATUTORY EXPENDITURES		EQUALIZED VALUATION BASIS		CURRENT FINANCES DECEMBER 31, 1983	
Pensions & F. I. C. A.	2,065,370.35	FOR NET DEBT COMPUTATION	1,791,609,418	ASSETS	
Employee Fringe Benefits	892,723.05	REAL PROPERTY VALUATIONS		Cash Dec. 31, 1983	22,767,925.65
Other Statutory Expenditures	91,677.20	Code Class # of Parcels % VAL'N		Taxes Receivable	4,319,796.86
CETA And Other Public Employment Programs		1 Vacant Land		Tax Title Liens	1,762,679.72
MUNICIPAL FUNCTIONS	29,537,422.25	2 Residential		Foreclosed Property	2,640,951.28
CAPITAL IMPROVEMENTS	494,600.00	3 Farm		Emergencies & Other Deferred Charges	305,703.13
DEBT SERVICE		4a Commercial (SEE PAGE 17)		State and Federal Aid Receivable	103,480.25
Principal Payments	2,002,605.00	4b Industrial		Other Receivables	911,178.01
Interest Payments	1,976,762.34	4c Apartments		Total	32,811,714.90
TYPE I SCHL DEBT *MEMO	2,672,461.50	Total		LIABILITIES, RESERVES, AND SURPLUS	
DEFERRED CHARGES	305,199.80	Land Area 501.73 Sq. Miles		Cash Liabilities	11,660,944.20
SCHOOL, COUNTY, SPECIAL DISTRICT TAXES	48,192,979.99	Net Valuation Taxable-Municipal	1,551,474,083	Reserves for Receivables	9,213,463.42
RESERVE FOR UNCOLLECTED TAXES	5,190,640.11	Net Valuation Taxable-County	1,892,024,877	Surplus Dec. 31, 1983	11,937,307.28
EXPENDITURES	87,205,609.49	State Equalized Valuation	1,960,767,296	Total	32,811,714.90
TOTAL		State Equalization Ratio			

1981/3000

*ABOVE DEBT SERVICE INCLUDES TYPE I SCHOOL DEBT.

*Includes County Health Service Taxes or County Vocational School Taxes. See Table 13.

0799

Population 1980 851,116

Population 1983 842,640

S & P Rating

Moody Rating

General Tax Rate Per \$100.

State Equalized Tax Rate

SUMMARY ESSEX COUNTY MUNICIPALITIES

PER CAPITA:

Gross Debt 522.96
Net Debt 174.78
Debt Service 49.21
Total Tax Levy 661.57
Municipal Expenditures 576.13

PER CENT:

Gross Debt 130.57
Net Debt 43.64
Tax Levy Collected 93.37
Tax Levy Cancelled, Abated or Adjusted 1.31

EXPENDITURES		REVENUES-REALIZED		1983 PROPERTY TAX	
GENERAL GOVERNMENT				STATE EQUALIZED TAX RATE →	
Governing Body & Public Boards	5,817,540.01	1983 Property Taxes Collected		Local District School Taxes	212,660,875.93
Municipal Clerk	2,011,207.76	1983 Payments in Lieu of Taxes		Regional & Consolidated School Tax	7,443,493.32
Financial Administration	5,574,279.83	Delinquent Tax & Lien Collections		School Taxes in Municipal Budget	3,376,899.09
Assessment of Taxes	1,848,621.89	Business Personalty Replacement Taxes		County Taxes	*161,240,692.66
Collection of Taxes	2,172,794.24	Taxes from Public Utilities		County Library Taxes	
Planning, Housing & Development	1,617,601.49	Other Miscellaneous Tax Revenues		Local Municipal Purpose Taxes	167,515,283.24
Human Resources	11,950,173.24	State Aid Revenues		Veteran & Senior Citizen Taxes	4,602,550.00
Elections	159,114.33	Federal Aid Revenues		Total Taxes for Rate Computation	556,839,794.24
General Administration (other)	44,723,886.77	State and Local Fiscal Assistance Act Utilized		Special District Taxes	130,700.00
JUDICIARY		Sale of Acquired Property		Bank Corp. Taxes	1,413,827.19
Municipal Courts	4,559,873.95	Other Miscellaneous Revenues		Added and Omitted Taxes	3,683,666.91
PUBLIC SAFETY		Total		Total Taxes Levied - ABSTRACT	557,465,438.34
Fire Protection	51,656,209.36	Prior Years Surplus Appropriated		Total Taxes Billed	556,554,486.60
Police Protection	72,242,870.59	REVENUES TOTAL		1983 TAXES COLLECTED	519,644,343.47
Civil Defense & Disaster Control	770,164.30	Reserve For Uncollected Taxes		1983 Taxes Cancelled, Abated or Adjusted	7,266,541.45
Environmental Inspection & Control	3,807,402.64	CAPITAL OUTLAY TOTAL		Transfer to Tax Title Liens or Foreclosed	2,999,122.84
Other Public Safety	1,292,620.25			Balance Outstanding Dec. 31, 1983	26,644,478.84
PUBLIC WORKS		Public Enterprises		PRIOR YEARS TAXES OUTSTANDING	
Streets and Drainage	15,991,132.10	Recreation—Culture		Balance January 1, 1983	24,163,962.50
Sewers and Sewage Processing	36,819,077.02	Public Works		Collected in 1983	17,687,090.97
Garbage and Trash Disposal	9,803,535.34	Buildings and Grounds		Cancelled, Abated or Adjusted 1983	338,420.80
Public Buildings and Grounds	13,082,249.56	Library and Education		Transfers to Tax Title Liens or Foreclosed	741,563.16
Other Public Works	8,069,694.52	Conservation		Balance December 31, 1983	5,396,887.57
HEALTH and WELFARE		All Other		TAX TITLE LIENS OUTSTANDING	
Health Services Except Environmental	9,762,135.70	CAPITAL DEBT AUTHORIZED, DECEMBER 31, 1983		Balance January 1, 1983	15,197,067.13
Welfare-Public Assistance	6,708,848.14	ISSUED AND UNISSUED GROSS DEBT NET DEBT		Transfer From Taxes	3,227,529.02
Hospitals, Clinics, First Aid	69,513.00	School 250,307,843 191,103		Redeemed in 1983	5,239,754.64
Animal, Insect, & Rodent Control	442,134.90	Self-liquidating 32,716,619 5,903,883		Cancelled, Abated or Adjusted (1983)	113,769.41
Other Welfare Services	2,133,263.00	Other 157,640,518 141,185,711		Transfers to Foreclosed Property	964,643.99
RECREATION and CONSERVATION		Total 440,664,980 147,280,698		Balance December 31, 1983	12,106,428.11
Beaches and Boardwalks	5,893,481.62	ISSUED AND OUTSTANDING		PROPERTY ACQUIRED BY DEED OR FORECLOSURE	
Parks, Playgrounds, Shade Trees	142,504.02	School 176,867,301.00		Balance January 1, 1983	77,017,058.14
Land Reclamation & Conservation	3,738,018.92	Self-Liquidating 29,090,300.00		Transfers From Taxes or Liens	1,548,684.90
Other Recreational Services		Other 131,527,000.00		Sale for Cash (1983)	135,660.00
EDUCATION (excluding schools)		Total 337,484,601.00		Cancelled, Abated or Adjusted (1983)	5,010,438.88
Libraries	11,572,877.07	EQUALIZED VALUATION BASIS		Balance December 31, 1983	73,419,644.16
Other Educational Services	3,793,160.50	FOR NET DEBT COMPUTATION		CURRENT FINANCES DECEMBER 31, 1983	
STATUTORY EXPENDITURES		REAL PROPERTY VALUATIONS		ASSETS	
Pensions & F. I. C. A.	44,465,333.26	Code Class # of Parcels % VAL'N ASSESSED VALUATION		Cash Dec. 31, 1983	109,542,007.24
Employee Fringe Benefits	6,795,341.39	1 Vacant Land		Taxes Receivable	32,041,366.41
Other Statutory Expenditures	1,205,200.00	2 Residential		Tax Title Liens	12,106,428.11
CETA And Other Public Employment Programs	6,206,463.00	3 Farm		Foreclosed Property	73,419,644.16
MUNICIPAL FUNCTIONS TOTAL	396,898,323.71	4a Commercial (SEE PAGE 19)		Emergencies & Other Deferred Charges	4,146,870.96
CAPITAL IMPROVEMENTS *MEMO	1,100,584.00	4b Industrial		State and Federal Aid Receivable	1,005,280.68
DEBT SERVICE		4c Apartments		Other Receivables	55,770,582.42
Principal Payments	19,593,918.54	Total		Total	288,032,179.98
Interest Payments	21,869,999.88	Land Area 127.44 Sq. Miles		LIABILITIES, RESERVES, AND SURPLUS	
TYPE I SCHL DEBT *MEMO	19,192,465.54	Net Valuation Taxable-Municipal		Cash Liabilities	76,163,188.69
DEFERRED CHARGES	4,561,285.06	Net Valuation Taxable-County		Reserves for Receivables	166,213,793.93
SCHOOL, COUNTY, SPECIAL DISTRICT TAXES	384,852,661.00	State Equalized Valuation		Surplus Dec. 31, 1983	45,655,197.36
RESERVE FOR UNCOLLECTED TAXES	42,546,700.09	State Equalization Ratio		Total	288,032,179.98
EXPENDITURES TOTAL	870,322,888.28				

1981/3000

*ABOVE DEBT SERVICE INCLUDES TYPE I SCHOOL DEBT.

*Includes County Health Service Taxes or County Vocational School Taxes. See Table 13.

0899

Population 1980 **199,917**Population 1983 **204,884**

S & P Rating

Moody Rating

General Tax Rate Per \$100.

State Equalized Tax Rate

SUMMARY GLOUCESTER COUNTY MUNICIPALITIES

PER CAPITA:

Gross Debt **333.32**Net Debt **151.94**Debt Service **22.12**Total Tax Levy **493.07**Municipal Expenditures **255.26**

PER CENT:

Gross Debt **110.57**Net Debt **50.40**Tax Levy Collected **93.96**Tax Levy Cancelled, Abated
or Adjusted **.40**

EXPENDITURES		REVENUES-REALIZED		1983 PROPERTY TAX STATE EQUALIZED TAX RATE	
GENERAL GOVERNMENT					
Governing Body & Public Boards	143,457.82	1983 Property Taxes Collected	95,126,078.89	Local District School Taxes	49,503,651.31
Municipal Clerk	335,558.38	1983 Payments in Lieu of Taxes	16,082.81	Regional & Consolidated School Tax	7,639,744.77
Financial Administration	742,009.59	Delinquent Tax & Lien Collections	5,222,354.35	School Taxes in Municipal Budget	
Assessment of Taxes	621,276.31	Business Personalty Replacement Taxes	2,457,834.93	County Taxes	* 25,671,914.63
Collection of Taxes	631,946.30	Taxes from Public Utilities	15,967,850.89	County Library Taxes	361,798.00
Planning, Housing & Development	388,304.10	Other Miscellaneous Tax Revenues	265,100.00	Local Municipal Purpose Taxes	14,553,123.05
Human Resources	59,031.25	State Aid Revenues	2,720,181.22	Veteran & Senior Citizen Taxes	2,126,168.00
Elections	63,649.58	Federal Aid Revenues	1,530,240.54	Total Taxes for Rate Computation	99,856,399.76
General Administration (other)	5,134,273.01	State and Local Fiscal Assistance Act Utilized	48,821.00	Special District Taxes	1,903,421.56
JUDICIARY		Sale of Acquired Property	7,000,121.34	Bank Corp. Taxes	163,079.34
Municipal Courts	807,045.91	Other Miscellaneous Revenues	130,354,665.97	Added and Omitted Taxes	1,226,393.78
PUBLIC SAFETY		Total	5,567,441.32	Total Taxes Levied - ABSTRACT	101,023,126.44
Fire Protection	908,915.21	Prior Years Surplus Appropriated	135,922,107.29	Total Taxes Billed	101,237,997.60
Police Protection	11,988,989.47	REVENUES TOTAL	6,283,319.81	1983 TAXES COLLECTED	95,126,078.89
Civil Defense & Disaster Control	19,607.67	Reserve For Uncollected Taxes	3,791,542.53	1983 Taxes Cancelled, Abated or Adjusted	404,724.87
Environmental Inspection & Control	854,503.97	CAPITAL OUTLAY TOTAL	442,223.37	Transfer to Tax Title Liens or Foreclosed	676,785.05
Other Public Safety	16,499.60	Public Enterprises	43,328.11	Balance Outstanding Dec. 31, 1983	5,030,408.79
PUBLIC WORKS		Recreation—Culture	1,586,010.39	PRIOR YEARS TAXES OUTSTANDING	
Streets and Drainage	5,787,026.81	Public Works	1,719,980.66	Balance January 1, 1983	4,863,437.70
Sewers and Sewage Processing	619,853.87	Buildings and Grounds		Collected in 1983	4,365,533.73
Garbage and Trash Disposal	2,576,618.72	Library and Education		Cancelled, Abated or Adjusted 1983	32,574.73
Public Buildings and Grounds	1,213,487.88	Conservation		Transfers to Tax Title Liens or Foreclosed	230,073.49
Other Public Works	524,898.71	All Other		Balance December 31, 1983	235,255.75
HEALTH and WELFARE		CAPITAL DEBT AUTHORIZED, DECEMBER 31, 1983		TAX TITLE LIENS OUTSTANDING	
Health Services Except Environmental	321,682.08	ISSUED AND UNISSUED		Balance January 1, 1983	1,796,149.16
Welfare-Public Assistance	228,626.45	School	32,497,600	Transfer From Taxes	943,860.87
Hospitals, Clinics, First Aid		Self-liquidating	12,071,568	Redeemed in 1983	856,820.62
Animal, Insect, & Rodent Control	137,074.56	Other	23,723,496	Cancelled, Abated or Adjusted (1983)	7,338.34
Other Welfare Services	34,353.86	Total	68,292,664	Transfers to Foreclosed Property	35,760.73
RECREATION and CONSERVATION		ISSUED AND OUTSTANDING		Balance December 31, 1983	1,840,090.34
Beaches and Boardwalks		School	31,918,599.90	PROPERTY ACQUIRED BY DEED OR FORECLOSURE	
Parks, Playgrounds, Shade Trees	720,865.14	Self-liquidating	9,409,946.90	Balance January 1, 1983	10,430,604.27
Land Reclamation & Conservation	82,238.98	Other	20,435,304.73	Transfers From Taxes or Liens	35,813.69
Other Recreational Services	418,189.24	Total	61,763,851.53	Sale for Cash (1983)	130,400.52
EDUCATION (excluding schools)		EQUALIZED VALUATION BASIS		Cancelled, Abated or Adjusted (1983)	45,827.66
Libraries	850,434.42	FOR NET DEBT COMPUTATION	3,946,539,562	Balance December 31, 1983	10,290,189.78
Other Educational Services	10,938.00	REAL PROPERTY VALUATIONS		CURRENT FINANCES DECEMBER 31, 1983	
STATUTORY EXPENDITURES		Code Class # of Parcels % VAL'N	ASSESSED VALUATION	ASSETS	
Pensions & F. I. C. A.	2,618,749.60	1 Vacant Land		Cash Dec. 31, 1983	20,428,911.03
Employee Fringe Benefits	1,258,372.03	2 Residential		Taxes Receivable	5,265,664.54
Other Statutory Expenditures	150,220.66	3 Farm		Tax Title Liens	1,840,090.34
CETA And Other Public Employment Programs		4a Commercial (SEE PAGE 21)		Foreclosed Property	10,290,189.78
MUNICIPAL FUNCTIONS TOTAL	40,268,699.18	4b Industrial		Emergencies & Other Deferred Charges	3,232,703.66
CAPITAL IMPROVEMENTS *MEMO	362,100.00	4c Apartments		State and Federal Aid Receivable	552,666.97
DEBT SERVICE		Total		Other Receivables	1,302,651.94
Principal Payments	2,473,061.51	Land Area 328.36 Sq. Miles		Total	42,912,878.26
Interest Payments	2,057,970.65	Net Valuation Taxable-Municipal	3,516,415,953	LIABILITIES, RESERVES, AND SURPLUS	
DEFERRED CHARGES		Net Valuation Taxable-County	4,151,273,595	Cash Liabilities	11,479,852.76
SCHOOL, COUNTY, SPECIAL DISTRICT TAXES	1,214,752.15	State Equalized Valuation	4,282,864,993	Reserves for Receivables	19,749,136.60
RESERVE FOR UNCOLLECTED TAXES	85,080,530.27	State Equalization Ratio		Surplus Dec. 31, 1983	11,683,888.90
EXPENDITURES TOTAL	137,378,333.57			Total	42,912,878.26

0999

Population 1980 556,972

Population 1983 560,313

S & P Rating

Moody Rating

General Tax Rate Per \$100.

State Equalized Tax Rate

SUMMARY HUDSON COUNTY MUNICIPALITIES

PER CAPITA:

Gross Debt 624.38

Net Debt 240.58

Debt Service 53.21

Total Tax Levy 535.08

Municipal Expenditures 579.36

PER CENT:

Gross Debt 125.77

Net Debt 48.46

Tax Levy Collected 93.16

Tax Levy Cancelled, Abated
or Adjusted .95

EXPENDITURES		REVENUES-REALIZED		1983 PROPERTY TAX	
GENERAL GOVERNMENT				STATE EQUALIZED TAX RATE →	
Governing Body & Public Boards	1,500,439.58	1983 Property Taxes Collected		Local District School Taxes	100,070,131.68
Municipal Clerk	912,233.11	1983 Payments in Lieu of Taxes		Regional & Consolidated School Tax	
Financial Administration	3,777,942.13	Delinquent Tax & Lien Collections		School Taxes in Municipal Budget	2,938,761.65
Assessment of Taxes	1,897,882.38	Business Personalty Replacement Taxes		County Taxes	* 77,515,682.92
Collection of Taxes	1,206,880.19	Taxes from Public Utilities		County Library Taxes	
Planning, Housing & Development	1,341,183.58	Other Miscellaneous Tax Revenues		Local Municipal Purpose Taxes	116,782,433.75
Human Resources	10,019,529.96	State Aid Revenues		Veteran & Senior Citizen Taxes	3,092,762.00
Elections	419,559.26	Federal Aid Revenues		Total Taxes for Rate Computation	300,399,772.00
General Administration (other)	18,898,236.35	State and Local Fiscal Assistance Act Utilized		Special District Taxes	460,200.00
JUDICIARY		Sale of Acquired Property		Bank Corp. Taxes	707,328.14
Municipal Courts	2,913,299.38	Other Miscellaneous Revenues		Added and Omitted Taxes	1,337,600.54
PUBLIC SAFETY		Total		Total Taxes Levied - ABSTRACT	299,812,138.68
Fire Protection	48,937,785.83	Prior Years Surplus Appropriated		Total Taxes Billed	299,507,128.85
Police Protection	52,770,213.66	REVENUES TOTAL		1983 TAXES COLLECTED	279,016,181.91
Civil Defense & Disaster Control	117,225.00	Reserve For Uncollected Taxes		1983 Taxes Cancelled, Abated or Adjusted	2,846,192.10
Environmental Inspection & Control	1,867,279.65	CAPITAL OUTLAY TOTAL		Transfer to Tax Title Liens or Foreclosed	4,048,812.62
Other Public Safety	140,987.90			Balance Outstanding Dec. 31, 1983	13,595,942.22
PUBLIC WORKS		Public Enterprises		PRIOR YEARS TAXES OUTSTANDING	
Streets and Drainage	15,971,776.77	Recreation—Culture		Balance January 1, 1983	31,011,654.08
Sewers and Sewage Processing	7,075,172.14	Public Works		Collected in 1983	11,283,304.91
Garbage and Trash Disposal	14,100,877.55	Buildings and Grounds		Cancelled, Abated or Adjusted 1983	4,260,972.01
Public Buildings and Grounds	2,811,828.90	Library and Education		Transfers to Tax Title Liens or Foreclosed	1,241,293.02
Other Public Works	3,485,436.74	Conservation		Balance December 31, 1983	14,226,084.14
HEALTH and WELFARE		All Other		TAX TITLE LIENS OUTSTANDING	
Health Services Except Environmental	6,784,198.81	CAPITAL DEBT AUTHORIZED, DECEMBER 31, 1983		Balance January 1, 1983	21,382,268.22
Welfare-Public Assistance	4,016,366.16	ISSUED AND UNISSUED GROSS DEBT NET DEBT		Transfer From Taxes	5,410,180.01
Hospitals, Clinics, First Aid	4,815,303.00	School 140,411,844		Redeemed in 1983	3,301,168.80
Animal, Insect, & Rodent Control	168,594.95	Self-liquidating 55,918,289		Cancelled, Abated or Adjusted (1983)	5,327.68
Other Welfare Services	1,668,595.20	Other 153,518,301		Transfers to Foreclosed Property	692,812.49
RECREATION and CONSERVATION		Total 349,848,435		Balance December 31, 1983	22,793,139.26
Beaches and Boardwalks	3,176,260.54	ISSUED AND OUTSTANDING		PROPERTY ACQUIRED BY DEED OR FORECLOSURE	
Parks, Playgrounds, Shade Trees	2,000.00	School 97,830,712.62		Balance January 1, 1983	26,008,972.32
Land Reclamation & Conservation	1,364,670.94	Self-Liquidating 47,955,500.00		Transfers From Taxes or Liens	692,812.49
Other Recreational Services		Other 132,372,200.00		Sale for Cash (1983)	2,202,390.00
EDUCATION (excluding schools)		Total 278,158,412.62		Cancelled, Abated or Adjusted (1983)	467,846.81
Libraries	4,784,384.61	EQUALIZED VALUATION BASIS		Balance December 31, 1983	24,031,548.00
Other Educational Services	110,000.00	FOR NET DEBT COMPUTATION		CURRENT FINANCES DECEMBER 31, 1983	
STATUTORY EXPENDITURES		REAL PROPERTY VALUATIONS		ASSETS	
Pensions & F. I. C. A.	30,480,054.79	Code Class # of Parcels % VAL'N ASSESSED VALUATION		Cash Dec. 31, 1983	69,615,272.60
Employee Fringe Benefits	13,794,603.33	1 Vacant Land		Taxes Receivable	27,822,026.36
Other Statutory Expenditures	692,304.56	2 Residential		Tax Title Liens	22,793,139.26
CETA And Other Public Employment Programs		3 Farm		Foreclosed Property	24,031,548.00
MUNICIPAL FUNCTIONS TOTAL	262,023,106.95	4a Commercial (SEE PAGE 23)		Emergencies & Other Deferred Charges	5,063,604.66
CAPITAL IMPROVEMENTS *MEMO	755,606.45	4b Industrial		State and Federal Aid Receivable	533,748.00
DEBT SERVICE		4c Apartments		Other Receivables	14,481,157.01
Principal Payments	16,823,059.39	Total		Total	164,340,495.89
Interest Payments	12,991,847.68	Land Area 46.42 Sq. Miles		LIABILITIES, RESERVES, AND SURPLUS	
TYPE I SCHL DEBT *MEMO	10,386,465.36	Net Valuation Taxable-Municipal		Cash Liabilities	42,573,494.93
DEFERRED CHARGES	9,067,477.76	Net Valuation Taxable-County		Reserves for Receivables	85,997,215.95
SCHOOL, COUNTY, SPECIAL DISTRICT TAXES	180,984,776.25	State Equalized Valuation		Surplus Dec. 31, 1983	35,769,785.01
RESERVE FOR UNCOLLECTED TAXES	23,719,424.64	State Equalization Ratio		Total	164,340,495.89
EXPENDITURES TOTAL	505,609,692.67				

1981/3000

*ABOVE DEBT SERVICE INCLUDES TYPE I SCHOOL DEBT.

*Includes County Health Service Taxes or County Vocational School Taxes. See Table 13.

1099
Population 1980 87,361
Population 1983 90,525
S & P Rating
Moody Rating

General Tax Rate Per \$100.
State Equalized Tax Rate

SUMMARY HUNTERDON COUNTY MUNICIPALITIES

PER CAPITA:		PER CENT:	
Gross Debt	431.69	Gross Debt	118.07
Net Debt	138.83	Net Debt	37.97
Debt Service	13.75	Tax Levy Collected	93.12
Total Tax Levy	729.47	Tax Levy Cancelled, Abated or Adjusted	.47
Municipal Expenditures	335.35		

EXPENDITURES		REVENUES-REALIZED		1983 PROPERTY TAX	
GENERAL GOVERNMENT				STATE EQUALIZED TAX RATE	
Governing Body & Public Boards	10,881.00	1983 Property Taxes Collected	61,489,311.37	Local District School Taxes	19,901,797.56
Municipal Clerk	43,550.00	1983 Payments in Lieu of Taxes	18,370.89	Regional & Consolidated School Tax	24,718,570.19
Financial Administration	353,811.03	Delinquent Tax & Lien Collections	4,399,867.28	School Taxes in Municipal Budget	
Assessment of Taxes	339,501.67	Business Personalty Replacement Taxes	1,715,407.58	County Taxes	* 13,904,000.00
Collection of Taxes	374,077.09	Taxes from Public Utilities	10,486,491.43	County Library Taxes	763,533.00
Planning, Housing & Development	580,365.43	Other Miscellaneous Tax Revenues		Local Municipal Purpose Taxes	5,592,242.27
Human Resources	18,800.00	State Aid Revenues	640,783.63	Veteran & Senior Citizen Taxes	768,767.00
Elections	11,929.35	Federal Aid Revenues	516,798.77	Total Taxes for Rate Computation	65,648,910.02
General Administration (other)	2,644,188.09	State and Local Fiscal Assistance Act Utilized		Special District Taxes	107,925.00
JUDICIARY		Sale of Acquired Property	6,500,445.59	Bank Corp. Taxes	126,261.38
Municipal Courts	371,759.16	Other Miscellaneous Revenues	85,767,476.54	Added and Omitted Taxes	920,795.16
PUBLIC SAFETY		Total	6,874,953.33	Total Taxes Levied - ABSTRACT	66,035,124.56
Fire Protection	952,201.83	Prior Years Surplus Appropriated	92,642,429.87	Total Taxes Billed	66,034,247.59
Police Protection	3,672,346.05	REVENUES	5,679,010.91	1983 TAXES COLLECTED	61,489,311.37
Civil Defense & Disaster Control	12,950.00	Reserve For Uncollected Taxes	6,501,218.20	1983 Taxes Cancelled, Abated or Adjusted	311,601.16
Environmental Inspection & Control	415,709.69	CAPITAL OUTLAY		Transfer to Tax Title Liens or Foreclosed	216,565.49
Other Public Safety		Total	6,501,218.20	Balance Outstanding Dec. 31, 1983	4,016,769.57
PUBLIC WORKS				PRIOR YEARS TAXES OUTSTANDING	
Streets and Drainage	5,452,953.77	Public Enterprises	226,222.11	Balance January 1, 1983	4,743,970.86
Sewers and Sewage Processing	531,764.28	Recreation—Culture	257,566.54	Collected in 1983	* 4,174,569.62
Garbage and Trash Disposal	486,689.19	Public Works	5,629,287.45	Cancelled, Abated or Adjusted 1983	74,144.31
Public Buildings and Grounds	593,706.90	Buildings and Grounds	386,142.10	Transfers to Tax Title Liens or Foreclosed	76,840.45
Other Public Works	41,035.50	Library and Education		Balance December 31, 1983	418,416.48
HEALTH and WELFARE		Conservation		TAX TITLE LIENS OUTSTANDING	
Health Services Except Environmental	121,409.50	All Other		Balance January 1, 1983	784,118.60
Welfare-Public Assistance	74,748.33	CAPITAL DEBT AUTHORIZED, DECEMBER 31, 1983		Transfer From Taxes	302,513.02
Hospitals, Clinics, First Aid	100.00	ISSUED AND UNISSUED		Redeemed in 1983	225,667.04
Animal, Insect, & Rodent Control	31,400.00	SCHOOL	19,641,828	Cancelled, Abated or Adjusted (1983)	8,484.25
Other Welfare Services		Self-liquidating	8,547,302	Transfers to Foreclosed Property	
RECREATION and CONSERVATION		Other	10,889,882	Balance December 31, 1983	852,480.33
Beaches and Boardwalks		Total	39,079,013	PROPERTY ACQUIRED BY DEED OR	
Parks, Playgrounds, Shade Trees	128,092.91	ISSUED AND OUTSTANDING		FORECLOSURE	
Land Reclamation & Conservation	45,175.71	School	16,384,000.00	Balance January 1, 1983	189,525.00
Other Recreational Services	126,299.20	Self-Liquidating	7,638,885.62	Transfers From Taxes or Liens	
EDUCATION (excluding schools)		Other	9,074,981.50	Sale for Cash (1983)	
Libraries	181,110.60	Total	33,097,867.12	Cancelled, Abated or Adjusted (1983)	
Other Educational Services	3,889,029.84	EQUALIZED VALUATION BASIS		Balance December 31, 1983	189,525.00
STATUTORY EXPENDITURES		FOR NET DEBT COMPUTATION	2,847,982,161	CURRENT FINANCES DECEMBER 31, 1983	
Pensions & F. I. C. A.	998,738.63	REAL PROPERTY VALUATIONS		ASSETS	
Employee Fringe Benefits	480,803.51	Code Class # of Parcels % VAL'N	ASSESSED VALUATION	Cash Dec. 31, 1983	39,541,418.36
Other Statutory Expenditures	66,767.24	1 Vacant Land		Taxes Receivable	4,435,186.05
CETA And Other Public Employment Programs		2 Residential		Tax Title Liens	852,480.33
MUNICIPAL FUNCTIONS	23,051,895.50	3 Farm		Foreclosed Property	189,525.00
CAPITAL IMPROVEMENTS	*MEMO 991,479.91	4a Commercial (SEE PAGE 25)		Emergencies & Other Deferred Charges	315,070.08
DEBT SERVICE		4b Industrial		State and Federal Aid Receivable	54,565.31
Principal Payments	720,510.00	4c Apartments		Other Receivables	756,598.18
Interest Payments	524,277.55	Total		Total	46,144,843.31
DEFERRED CHARGES	381,897.24	Land Area 429.60 Sq. Miles		LIABILITIES, RESERVES, AND SURPLUS	
SCHOOL, COUNTY, SPECIAL DISTRICT TAXES	59,395,825.75	Net Valuation Taxable-Municipal	2,727,017,018	Cash Liabilities	14,764,809.65
RESERVE FOR UNCOLLECTED TAXES	5,679,010.91	Net Valuation Taxable-County	3,056,227,009	Reserves for Receivables	6,222,807.54
EXPENDITURES	89,753,416.95	State Equalized Valuation	3,115,562,463	Surplus Dec. 31, 1983	25,157,226.12
TOTAL		State Equalization Ratio		Total	46,144,843.31

1199

Population 1980 307,863

Population 1983 312,945

S & P Rating

Moody Rating

General Tax Rate Per \$100.

State Equalized Tax Rate

SUMMARY MERCER COUNTY MUNICIPALITIES

PER CAPITA:

Gross Debt 753.23

Net Debt 290.95

Debt Service 45.68

Total Tax Levy 630.45

Municipal Expenditures 449.17

PER CENT:

Gross Debt 116.77

Net Debt 45.11

Tax Levy Collected 94.28

Tax Levy Cancelled, Abated

or Adjusted .55

EXPENDITURES		REVENUES-REALIZED		1983 PROPERTY TAX	
GENERAL GOVERNMENT				STATE EQUALIZED TAX RATE →	
Governing Body & Public Boards	512,452.40	1983 Property Taxes Collected	185,756,213.80	Local District School Taxes	62,828,798.86
Municipal Clerk	521,548.00	1983 Payments in Lieu of Taxes	1,383,952.83	Regional & Consolidated School Tax	33,147,038.83
Financial Administration	1,103,472.08	Delinquent Tax & Lien Collections	9,314,784.80	School Taxes in Municipal Budget	68,217.00
Assessment of Taxes	706,928.00	Taxes from Public Utilities	7,483,642.78	County Taxes	* 51,795,937.31
Collection of Taxes	848,284.04	Business Personalty Replacement Taxes	29,560,709.00	County Library Taxes	1,475,004.00
Planning, Housing & Development	1,589,465.58	Other Miscellaneous Tax Revenues	688,061.90	Local Municipal Purpose Taxes	42,277,217.37
Human Resources	5,263,512.10	State Aid Revenues	14,786,483.67	Veteran & Senior Citizen Taxes	3,119,935.00
Elections	60,789.00	Federal Aid Revenues	4,098,326.00	Total Taxes for Rate Computation	194,712,148.37
General Administration (other)	12,798,978.26	State and Local Fiscal Assistance Act Utilized	2,922,512.31	Special District Taxes	2,865,083.71
JUDICIARY		Sale of Acquired Property	270,476.50	Bank Corp. Taxes	439,095.56
Municipal Courts	1,616,079.36	Other Miscellaneous Revenues	25,127,009.43	Added and Omitted Taxes	2,399,310.59
PUBLIC SAFETY		Total	281,392,173.02	Total Taxes Levied - ABSTRACT	197,295,703.23
Fire Protection	9,298,194.39	Prior Years Surplus Appropriated	9,518,896.42	Total Taxes Billed	197,029,303.92
Police Protection	24,333,258.49	REVENUES TOTAL	290,911,069.44	1983 TAXES COLLECTED	185,756,213.80
Civil Defense & Disaster Control	61,111.39	Reserve For Uncollected Taxes	12,802,009.64	1983 Taxes Cancelled, Abated or Adjusted	1,088,005.94
Environmental Inspection & Control	1,225,867.61			Transfer to Tax Title Liens or Foreclosed	315,100.41
Other Public Safety	21,956.00			Balance Outstanding Dec. 31, 1983	9,848,301.08
PUBLIC WORKS		CAPITAL OUTLAY TOTAL	20,687,432.76	PRIOR YEARS TAXES OUTSTANDING	
Streets and Drainage	8,090,166.93	Public Enterprises	6,709,952.73	Balance January 1, 1983	10,205,222.23
Sewers and Sewage Processing	8,108,081.38	Recreation—Culture	506,690.48	Collected in 1983	8,000,930.91
Garbage and Trash Disposal	4,766,207.82	Public Works	10,076,597.40	Cancelled, Abated or Adjusted 1983	565,390.02
Public Buildings and Grounds	3,360,949.49	Buildings and Grounds	3,201,641.92	Transfers to Tax Title Liens or Foreclosed	220,401.58
Other Public Works	499,694.39	Library and Education	4,809.81	Balance December 31, 1983	1,418,499.72
HEALTH and WELFARE		Conservation	187,740.42	TAX TITLE LIENS OUTSTANDING	
Health Services Except Environmental	2,861,154.85	All Other		Balance January 1, 1983	4,288,414.93
Welfare-Public Assistance	1,301,036.02	CAPITAL DEBT AUTHORIZED, DECEMBER 31, 1983		Transfer From Taxes	506,613.40
Hospitals, Clinics, First Aid	2,268,020.00	ISSUED AND UNISSUED		Redeemed in 1983	1,315,461.35
Animal, Insect, & Rodent Control	103,633.34	School	59,937,824	Cancelled, Abated or Adjusted (1983)	10,565.20
Other Welfare Services	416,392.00	Self-liquidating	66,247,954	Transfers to Foreclosed Property	99,113.83
RECREATION and CONSERVATION		Other	109,534,980	Balance December 31, 1983	3,369,887.95
Beaches and Boardwalks	1,395,727.16	Total	235,720,760	PROPERTY ACQUIRED BY DEED OR FORECLOSURE	
Parks, Playgrounds, Shade Trees	24,938.00	ISSUED AND OUTSTANDING		Balance January 1, 1983	10,553,542.43
Land Reclamation & Conservation	1,667,821.30	School	55,214,804.77	Transfers From Taxes or Liens	148,935.07
Other Recreational Services		Self-Liquidating	57,143,500.00	Sale for Cash (1983)	270,476.50
EDUCATION (excluding schools)		Other	89,507,716.90	Cancelled, Abated or Adjusted (1983)	1,058,655.50
Libraries	2,583,303.25	Total	201,866,021.67	Balance December 31, 1983	9,373,345.50
Other Educational Services	174,151.00	EQUALIZED VALUATION BASIS		CURRENT FINANCES DECEMBER 31, 1983	
STATUTORY EXPENDITURES		FOR NET DEBT COMPUTATION	6,343,311,310	ASSETS	
Pensions & F. I. C. A.	9,566,109.88	REAL PROPERTY VALUATIONS		Cash Dec. 31, 1983	39,587,610.35
Employee Fringe Benefits	3,242,952.14	Code Class # of Parcels % VAL'N	ASSESSED VALUATION	Taxes Receivable	11,266,800.80
Other Statutory Expenditures	285,238.55	1 Vacant Land		Tax Title Liens	3,369,887.95
CETA And Other Public Employment Programs	1,906,477.00	2 Residential		Foreclosed Property	9,373,345.50
MUNICIPAL FUNCTIONS TOTAL	112,583,951.20	3 Farm		Emergencies & Other Deferred Charges	1,134,422.90
CAPITAL IMPROVEMENTS *MEMO	868,300.00	4a Commercial (SEE PAGE 27)		State and Federal Aid Receivable	224,047.21
DEBT SERVICE		4b Industrial		Other Receivables	3,529,658.75
Principal Payments	5,211,929.38	4c Apartments		Total	68,485,773.46
Interest Payments	9,082,978.26	Total		LIABILITIES, RESERVES, AND SURPLUS	
TYPE I SCHL DEBT *MEMO	311,191.00	Land Area 226.00 Sq. Miles		Cash Liabilities	22,621,607.91
DEFERRED CHARGES	885,739.52	Net Valuation Taxable-Municipal	4,505,381,161	Reserves for Receivables	25,439,387.52
SCHOOL, COUNTY, SPECIAL DISTRICT TAXES	152,180,079.71	Net Valuation Taxable-County	6,726,001,655	Surplus Dec. 31, 1983	20,424,778.03
RESERVE FOR UNCOLLECTED TAXES	12,802,009.64	State Equalized Valuation	6,855,502,999	Total	68,485,773.46
EXPENDITURES TOTAL	292,746,687.71	State Equalization Ratio			

1981/3000

*ABOVE DEBT SERVICE INCLUDES TYPE I SCHOOL DEBT.

*Includes County Health Service Taxes or County Vocational School Taxes. See Table 13.

1299

Population 1980 595,893
 Population 1983 610,849
 S & P Rating
 Moody Rating

General Tax Rate Per \$100.

State Equalized Tax Rate

SUMMARY MIDDLESEX COUNTY MUNICIPALITIES

PER CAPITA:

Gross Debt 676.86
 Net Debt 317.21
 Debt Service 48.99
 Total Tax Levy 707.36
 Municipal Expenditures 377.89

PER CENT:

Gross Debt 108.28
 Net Debt 50.74
 Tax Levy Collected 96.81
 Tax Levy Cancelled, Abated or Adjusted .41

EXPENDITURES		REVENUES-REALIZED		1983 PROPERTY TAX	
GENERAL GOVERNMENT				STATE EQUALIZED TAX RATE →	
Governing Body & Public Boards	666,816.20	1983 Property Taxes Collected	418,458,079.30	Local District School Taxes	243,891,413.77
Municipal Clerk	692,145.25	1983 Payments in Lieu of Taxes	2,012,846.33	Regional & Consolidated School Tax	3,153,946.66
Financial Administration	2,397,506.67	Delinquent Tax & Lien Collections	11,163,381.19	School Taxes in Municipal Budget	3,183,896.92
Assessment of Taxes	1,887,878.84	Business Personalty Replacement Taxes	14,796,561.17	County Taxes	*102,277,236.00
Collection of Taxes	1,598,840.14	Taxes from Public Utilities	73,312,435.15	County Library Taxes	63,685,132.23
Planning, Housing & Development	1,790,749.44	Other Miscellaneous Tax Revenues	56,344.89	Local Municipal Purpose Taxes	5,530,950.00
Human Resources	1,963,752.87	State Aid Revenues	10,373,417.81	Veteran & Senior Citizen Taxes	421,722,575.58
Elections	148,464.18	Federal Aid Revenues	221,277.83	Total Taxes for Rate Computation	9,117,512.99
General Administration (other)	21,175,111.92	State and Local Fiscal Assistance Act Utilized	5,061,266.38	Special District Taxes	548,664.01
JUDICIARY		Sale of Acquired Property	3,829,873.27	Bank Corp. Taxes	6,233,130.86
Municipal Courts	1,985,919.65	Other Miscellaneous Revenues	35,723,140.70	Added and Omitted Taxes	6,233,130.86
PUBLIC SAFETY		Total	575,008,624.02	Total Taxes Levied - ABSTRACT	432,090,933.44
Fire Protection	10,850,525.35	Prior Years Surplus Appropriated	18,324,553.04	Total Taxes Billed	432,252,978.79
Police Protection	46,444,704.59	REVENUES TOTAL	593,333,177.06	1983 TAXES COLLECTED	418,458,079.30
Civil Defense & Disaster Control	229,484.00	Reserve For Uncollected Taxes	16,853,736.33	1983 Taxes Cancelled, Abated or Adjusted	1,791,902.86
Environmental Inspection & Control	3,648,875.84	CAPITAL OUTLAY TOTAL	35,564,872.87	Transfer to Tax Title Liens or Foreclosed	969,065.16
Other Public Safety	4,093.00			PRIOR YEAR TAXES OUTSTANDING	11,033,631.47
PUBLIC WORKS				Balance January 1, 1983	12,249,607.26
Streets and Drainage	17,041,204.36	Public Enterprises	4,003,248.51	Collected in 1983	9,993,279.70
Sewers and Sewage Processing	8,391,755.09	Recreation—Culture	1,271,048.88	Cancelled, Abated or Adjusted 1983	649,105.25
Garbage and Trash Disposal	8,829,876.07	Public Works	16,674,265.69	Transfers to Tax Title Liens or Foreclosed	280,989.05
Public Buildings and Grounds	5,167,826.58	Buildings and Grounds	7,214,515.45	Balance December 31, 1983	1,326,233.26
Other Public Works	2,818,540.26	Library and Education	6,370,107.72	TAX TITLE LIENS OUTSTANDING	
HEALTH and WELFARE		Conservation	31,686.62	Balance January 1, 1983	3,190,278.69
Health Services Except Environmental	2,971,568.26	All Other		Transfer From Taxes	1,289,754.34
Welfare-Public Assistance	1,175,690.75	CAPITAL DEBT AUTHORIZED, DECEMBER 31, 1983		Redeemed in 1983	1,170,101.49
Hospitals, Clinics, First Aid	63,100.00	ISSUED AND UNISSUED GROSS DEBT		Cancelled, Abated or Adjusted (1983)	12,281.89
Animal, Insect, & Rodent Control	119,761.04	School	112,761,995	Transfers to Foreclosed Property	126,753.78
Other Welfare Services	358,846.53	Self-liquidating	71,840,619	Balance December 31, 1983	3,170,895.87
RECREATION and CONSERVATION		Other	228,854,359	PROPERTY ACQUIRED BY DEED OR FORECLOSURE	
Beaches and Boardwalks	170,000.00	Total	413,456,974	Balance January 1, 1983	20,441,133.14
Parks, Playgrounds, Shade Trees	4,395,051.00	ISSUED AND OUTSTANDING		Transfers From Taxes or Liens	134,768.56
Land Reclamation & Conservation	101,992.79	School	110,376,195.23	Sale for Cash (1983)	1,362,272.40
Other Recreational Services	2,896,571.21	Self-Liquidating	64,012,900.00	Cancelled, Abated or Adjusted (1983)	1,106,970.00
EDUCATION (excluding schools)		Other	207,464,464.80	Balance December 31, 1983	18,106,659.30
Libraries	7,267,950.48	Total	381,853,560.03	CURRENT FINANCES DECEMBER 31, 1983	
Other Educational Services	243,593.00	EQUALIZED VALUATION BASIS		ASSETS	
STATUTORY EXPENDITURES		FOR NET DEBT COMPUTATION	14,962,375,923	Cash Dec. 31, 1983	63,305,413.98
Pensions & F. I. C. A.	15,082,420.22	REAL PROPERTY VALUATIONS		Taxes Receivable	12,359,864.73
Employee Fringe Benefits	5,426,704.88	Code Class # of Parcels % VAL'N		Tax Title Liens	3,170,895.57
Other Statutory Expenditures	375,168.51	1 Vacant Land		Foreclosed Property	18,106,659.30
CETA and Other Public Employment Programs	10,464.00	2 Residential		Emergencies & Other Deferred Charges	3,739,179.75
MUNICIPAL FUNCTIONS TOTAL	178,392,952.97	3 Farm		State and Federal Aid Receivable	305,443.63
CAPITAL IMPROVEMENTS *MEMO	885,047.09	4a Commercial (SEE PAGE 29)		Other Receivables	5,519,355.95
DEBT SERVICE		4b Industrial		Total	106,506,812.91
Principal Payments	13,221,037.10	4c Apartments		LIABILITIES, RESERVES, AND SURPLUS	
Interest Payments	16,706,850.58	Total		Cash Liabilities	41,290,014.43
TYPE I SCHL DEBT *MEMO	4,158,484.71	Land Area 311.00 Sq. Miles		Reserves for Receivables	38,177,740.70
DEFERRED CHARGES	5,661,716.77	Net Valuation Taxable-Municipal	11,968,288,077	Surplus Dec. 31, 1983	27,039,057.78
SCHOOL, COUNTY, SPECIAL DISTRICT TAXES	361,624,006.34	Net Valuation Taxable-County	17,613,707,009	Total	106,506,812.91
RESERVE FOR UNCOLLECTED TAXES	16,853,736.33	State Equalized Valuation	16,221,817,000		
EXPENDITURES TOTAL	592,460,300.09	State Equalization Ratio			

1981/3000

*ABOVE DEBT SERVICE INCLUDES TYPE I SCHOOL DEBT.

*Includes County Health Service Taxes or County Vocational School Taxes. See Table 13.

1399

Population 1980 503,173

Population 1983 515,181

S & P Rating

Moody Rating

General Tax Rate Per \$100.

State Equalized Tax Rate

SUMMARY MONMOUTH COUNTY MUNICIPALITIES

PER CAPITA:

Gross Debt 632.91

Net Debt 334.06

Debt Service 37.22

Total Tax Levy 688.86

Municipal Expenditures 352.93

PER CENT:

Gross Debt 116.72

Net Debt 61.61

Tax Levy Collected 95.32

Tax Levy Cancelled, Abated

or Adjusted .25

EXPENDITURES		REVENUES-REALIZED		1983 PROPERTY TAX STATE EQUALIZED TAX RATE	
GENERAL GOVERNMENT				142,865,370.36	
Governing Body & Public Boards	249,201.32	1983 Property Taxes Collected		58,613,145.50	
Municipal Clerk	490,307.93	1983 Payments in Lieu of Taxes		228,453.50	
Financial Administration	2,002,665.22	Delinquent Tax & Lien Collections		* 71,206,190.55	
Assessment of Taxes	2,354,807.31	Business Personalty Replacement Taxes		1,754,437.96	
Collection of Taxes	1,960,885.19	Taxes from Public Utilities		69,631,892.80	
Planning, Housing & Development	1,674,052.12	Other Miscellaneous Tax Revenues		4,060,300.00	
Human Resources	2,024,423.73	State Aid Revenues		348,359,790.67	
Elections	137,078.79	Federal Aid Revenues		5,443,368.53	
General Administration (other)	17,031,954.27	State and Local Fiscal Assistance Act Utilized		669,238.19	
JUDICIARY		Sale of Acquired Property		4,476,219.48	
Municipal Courts	2,214,223.14	Other Miscellaneous Revenues		354,888,316.87	
PUBLIC SAFETY		Total		354,619,249.95	
Fire Protection	5,148,960.18	Prior Years Surplus Appropriated		338,005,627.74	
Police Protection	37,125,723.00	REVENUES		879,525.62	
Civil Defense & Disaster Control	69,533.26	Reserve For Uncollected Taxes		1,449,660.61	
Environmental Inspection & Control	2,476,529.14	CAPITAL OUTLAY		14,284,630.59	
Other Public Safety	820.00	TOTAL			
PUBLIC WORKS		Public Enterprises		15,063,031.34	
Streets and Drainage	19,444,975.76	Recreation—Culture		13,599,570.26	
Sewers and Sewage Processing	2,665,198.62	Public Works		101,798.51	
Garbage and Trash Disposal	6,503,714.80	Buildings and Grounds		466,762.54	
Public Buildings and Grounds	4,146,595.69	Library and Education		894,900.03	
Other Public Works	3,335,352.26	Conservation			
HEALTH and WELFARE		All Other		5,083,024.14	
Health Services Except Environmental	2,171,916.05	CAPITAL DEBT AUTHORIZED, DECEMBER 31, 1983		Balance January 1, 1983	
Welfare-Public Assistance	708,607.21	ISSUED AND UNISSUED		1,967,393.29	
Hospitals, Clinics, First Aid	74,850.00	GROSS DEBT		2,150,920.31	
Animal, Insect, & Rodent Control	107,466.65	NET DEBT		34,092.67	
Other Welfare Services	23,251.00	School		306,271.47	
RECREATION and CONSERVATION		Self-Liquidating		4,559,132.98	
Beaches and Boardwalks	1,735,361.77	Other			
Parks, Playgrounds, Shade Trees	1,736,808.21	Total		12,570,699.45	
Land Reclamation & Conservation	368,921.39	ISSUED AND OUTSTANDING		375,340.09	
Other Recreational Services	2,468,191.21	School		398,118.18	
EDUCATION (excluding schools)		Self-Liquidating		264,360.00	
Libraries	2,417,707.76	Other		12,283,561.36	
Other Educational Services	74,705.50	Total			
STATUTORY EXPENDITURES		EQUALIZED VALUATION BASIS		CURRENT FINANCES DECEMBER 31, 1983	
Pensions & F. I. C. A.	10,788,691.38	FOR NET DEBT COMPUTATION		ASSETS	
Employee Fringe Benefits	3,689,997.09	REAL PROPERTY VALUATIONS		Cash Dec. 31, 1983	
Other Statutory Expenditures	296,789.10	Code Class # of Parcels % VAL'N		Taxes Receivable	
CETA And Other Public Employment Programs	137,720,266.05	1 Vacant Land		4,559,132.98	
MUNICIPAL FUNCTIONS		2 Residential		12,283,561.36	
CAPITAL IMPROVEMENTS	2,377,971.00	3 Farm		4,093,622.13	
DEBT SERVICE		4a Commercial (SEE PAGE 31)		State and Federal Aid Receivable	
Principal Payments	9,039,334.10	4b Industrial		320,581.08	
Interest Payments	10,134,949.39	4c Apartments		4,116,959.80	
TYPE I SCHL DEBT *MEMO	728,469.00	Total		142,260,600.17	
DEFERRED CHARGES	2,783,371.29	Land Area 471.57 Sq. Miles		LIABILITIES, RESERVES, AND SURPLUS	
SCHOOL, COUNTY, SPECIAL DISTRICT TAXES	280,110,966.40	Net Valuation Taxable-Municipal		Cash Liabilities	
RESERVE FOR UNCOLLECTED TAXES	22,144,393.54	Net Valuation Taxable-County		Reserves for Receivables	
EXPENDITURES		State Equalized Valuation		Surplus Dec. 31, 1983	
TOTAL	461,933,280.77	State Equalization Ratio		Total	
				63,505,885.96	
				35,904,538.74	
				42,850,175.47	
				142,260,600.17	

1981/3000

*ABOVE DEBT SERVICE INCLUDES TYPE I SCHOOL DEBT.

*Includes County Health Service Taxes or County Vocational School Taxes. See Table 13.

1499

Population 1980 **407,630**
 Population 1983 **413,825**
 S & P Rating
 Moody Rating

General Tax Rate Per \$100.
 State Equalized Tax Rate

SUMMARY MORRIS COUNTY MUNICIPALITIES

PER CAPITA:

Gross Debt **918.97**
 Net Debt **430.26**
 Debt Service **60.44**
 Total Tax Levy **834.00**
 Municipal Expenditures **393.89**

PER CENT:

Gross Debt **114.84**
 Net Debt **53.77**
 Tax Levy Collected **96.65**
 Tax Levy Cancelled, Abated
 or Adjusted **.60**

EXPENDITURES		REVENUES-REALIZED		1983 PROPERTY TAX	
GENERAL GOVERNMENT				STATE EQUALIZED TAX RATE →	
Governing Body & Public Boards	311,486.29	1983 Property Taxes Collected	336,569,367.26	Local District School Taxes	167,538,469.92
Municipal Clerk	424,886.00	1983 Payments in Lieu of Taxes	195,886.15	Regional & Consolidated School Tax	45,484,343.61
Financial Administration	2,143,512.84	Delinquent Tax & Lien Collections	9,301,810.35	School Taxes in Municipal Budget	
Assessment of Taxes	1,514,257.17	Business Personalty Replacement Taxes	6,868,223.50	County Taxes	* 56,850,027.24
Collection of Taxes	1,258,547.36	Taxes from Public Utilities	28,795,621.59	County Library Taxes	1,102,319.00
Planning, Housing & Development	1,671,471.97	Other Miscellaneous Tax Revenues	2,268,451.00	Local Municipal Purpose Taxes	66,770,544.86
Human Resources	186,049.44	State Aid Revenues	4,372,233.50	Veteran & Senior Citizen Taxes	2,858,550.00
Elections	74,617.24	Federal Aid Revenues	28,286.16	Total Taxes for Rate Computation	340,604,254.63
General Administration (other)	17,539,287.33	State and Local Fiscal Assistance Act Utilized	3,339,256.44	Special District Taxes	2,618,675.22
JUDICIARY		Sale of Acquired Property	54,074.00	Bank Corp. Taxes	546,412.45
Municipal Courts	1,597,620.40	Other Miscellaneous Revenues	27,721,441.60	Added and Omitted Taxes	4,219,173.61
PUBLIC SAFETY		Total	419,514,051.55	Total Taxes Levied - ABSTRACT	345,129,965.91
Fire Protection	4,254,863.13	Prior Years Surplus Appropriated	23,329,081.79	Total Taxes Billed	348,225,672.12
Police Protection	30,889,737.38	REVENUES TOTAL	442,843,733.34	1983 TAXES COLLECTED	336,569,367.26
Civil Defense & Disaster Control	119,518.96	Reserve For Uncollected Taxes	16,855,247.71	1983 Taxes Cancelled, Abated or Adjusted	2,096,626.78
Environmental Inspection & Control	2,080,810.71	CAPITAL OUTLAY TOTAL	36,891,100.23	Transfer to Tax Title Liens or Foreclosed	1,174,549.17
Other Public Safety	39,219.00			Balance Outstanding Dec. 31, 1983	8,371,585.22
PUBLIC WORKS				PRIOR YEARS TAXES OUTSTANDING	
Streets and Drainage	16,289,515.56	Public Enterprises	5,134,668.13	Balance January 1, 1983	9,221,535.37
Sewers and Sewage Processing	4,260,934.18	Recreation—Culture	1,421,561.81	Collected in 1983	8,110,013.98
Garbage and Trash Disposal	3,815,336.42	Public Works	23,168,153.03	Cancelled, Abated or Adjusted 1983	255,487.04
Public Buildings and Grounds	2,841,550.81	Buildings and Grounds	6,306,290.80	Transfers to Tax Title Liens or Foreclosed	270,962.09
Other Public Works	2,397,606.86	Library and Education	860,154.21	Balance December 31, 1983	585,072.26
HEALTH and WELFARE		Conservation	272.25	TAX TITLE LIENS OUTSTANDING	
Health Services Except Environmental	3,219,462.53	All Other		Balance January 1, 1983	3,978,740.20
Welfare-Public Assistance	329,678.90	CAPITAL DEBT AUTHORIZED, DECEMBER 31, 1983		Transfer From Taxes	1,506,368.01
Hospitals, Clinics, First Aid	17,725.00	ISSUED AND UNISSUED		Redeemed in 1983	1,182,583.42
Animal, Insect, & Rodent Control	196,002.69	SCHOOL	84,812,240	Cancelled, Abated or Adjusted (1983)	54,544.68
Other Welfare Services	52,027.00	Self-Liquidating	105,650,263	Transfers to Foreclosed Property	199,332.69
RECREATION and CONSERVATION		Other	189,831,785	Balance December 31, 1983	4,048,647.42
Beaches and Boardwalks		Total	380,294,288	PROPERTY ACQUIRED BY DEED OR FORECLOSURE	
Parks, Playgrounds, Shade Trees	2,479,088.15	ISSUED AND OUTSTANDING		Balance January 1, 1983	6,685,705.90
Land Reclamation & Conservation	173,963.73	School	84,283,040.68	Transfers From Taxes or Liens	212,898.51
Other Recreational Services	2,118,675.56	Self-Liquidating	81,492,378.79	Sale for Cash (1983)	504,650.00
EDUCATION (excluding schools)		Other	165,382,337.04	Cancelled, Abated or Adjusted (1983)	23,500.00
Libraries	3,825,104.00	Total	331,157,756.51	Balance December 31, 1983	6,370,454.41
Other Educational Services	87,216.48	EQUALIZED VALUATION BASIS FOR NET DEBT COMPUTATION	14,082,229,658	CURRENT FINANCES DECEMBER 31, 1983	
STATUTORY EXPENDITURES		REAL PROPERTY VALUATIONS		ASSETS	
Pensions & F. I. C. A.	8,435,449.12	Code Class # of Parcels % VAL'N	ASSESSED VALUATION	Cash Dec. 31, 1983	53,965,002.04
Employee Fringe Benefits	3,028,325.45	1 Vacant Land		Taxes Receivable	8,956,657.48
Other Statutory Expenditures	209,676.67	2 Residential		Tax Title Liens	4,048,647.42
CETA And Other Public Employment Programs	24,640.00	3 Farm		Foreclosed Property	6,370,454.41
MUNICIPAL FUNCTIONS TOTAL	117,907,864.33	4a Commercial (SEE PAGE 33)		Emergencies & Other Deferred Charges	2,361,271.62
CAPITAL IMPROVEMENTS *MEMO	1,757,502.30	4b Industrial		State and Federal Aid Receivable	242,632.18
DEBT SERVICE		4c Apartments		Other Receivables	2,877,645.80
Principal Payments	10,214,721.00	Total		Total	78,822,310.95
Interest Payments	14,795,335.10	Land Area 470.24 Sq. Miles		LIABILITIES, RESERVES, AND SURPLUS	
DEFERRED CHARGES		Net Valuation Taxable-Municipal	10,618,017,270	Cash Liabilities	24,745,478.17
SCHOOL, COUNTY, SPECIAL DISTRICT TAXES	273,593,834.99	Net Valuation Taxable-County	16,036,685,207	Reserves for Receivables	22,177,883.87
RESERVE FOR UNCOLLECTED TAXES	16,855,247.71	State Equalized Valuation	15,490,823,212	Surplus Dec. 31, 1983	31,898,948.91
EXPENDITURES TOTAL	436,593,944.96	State Equalization Ratio		Total	78,822,310.95

1599

Population 1980 **346,038**
 Population 1983 **363,974**
 S & P Rating
 Moody Rating

General Tax Rate Per \$100.

State Equalized Tax Rate

SUMMARY OCEAN COUNTY MUNICIPALITIES

PER CAPITA:

Gross Debt **633.15**
 Net Debt **292.07**
 Debt Service **30.85**
 Total Tax Levy **665.47**
 Municipal Expenditures **360.50**

PER CENT:

Gross Debt **107.15**
 Net Debt **49.43**
 Tax Levy Collected **93.58**
 Tax Levy Cancelled, Abated
 or Adjusted **.30**

EXPENDITURES		REVENUES-REALIZED		1983 PROPERTY TAX	
GENERAL GOVERNMENT				STATE EQUALIZED TAX RATE →	
Governing Body & Public Boards	397,175.97	1983 Property Taxes Collected		Local District School Taxes	80,838,392.17
Municipal Clerk	291,279.00	1983 Payments in Lieu of Taxes		Regional & Consolidated School Tax	53,645,194.15
Financial Administration	1,223,936.23	Delinquent Tax & Lien Collections		School Taxes in Municipal Budget	
Assessment of Taxes	1,445,477.72	Business Personalty Replacement Taxes		County Taxes	* 52,766,277.48
Collection of Taxes	1,777,701.99	Taxes from Public Utilities		County Library Taxes	3,132,750.00
Planning, Housing & Development	1,264,490.58	Other Miscellaneous Tax Revenues		Local Municipal Purpose Taxes	44,999,613.83
Human Resources	675,532.00	State Aid Revenues		Veteran & Senior Citizen Taxes	6,039,150.00
Elections	94,086.89	Federal Aid Revenues		Total Taxes for Rate Computation	241,421,377.63
General Administration (other)	11,971,298.24	State and Local Fiscal Assistance Act Utilized		Special District Taxes	3,602,477.47
JUDICIARY		Sale of Acquired Property		Bank Corp. Taxes	399,230.41
Municipal Courts	1,626,669.59	Other Miscellaneous Revenues		Added and Omitted Taxes	2,830,038.19
PUBLIC SAFETY		Total		Total Taxes Levied - ABSTRACT	242,213,973.70
Fire Protection	1,336,301.91	Prior Years Surplus Appropriated		Total Taxes Billed	241,914,611.14
Police Protection	27,033,664.37	REVENUES		1983 TAXES COLLECTED	226,393,529.01
Civil Defense & Disaster Control	115,791.69	Reserve For Uncollected Taxes		1983 Taxes Cancelled, Abated or Adjusted	715,411.88
Environmental Inspection & Control	1,886,079.06	CAPITAL OUTLAY		Transfer to Tax Title Liens or Foreclosed	949,258.44
Other Public Safety	56,340.00	TOTAL		Balance Outstanding Dec. 31, 1983	13,856,414.81
PUBLIC WORKS				PRIOR YEARS TAXES OUTSTANDING	
Streets and Drainage	12,401,943.40	Public Enterprises		Balance January 1, 1983	13,632,875.83
Sewers and Sewage Processing	292,715.00	Recreation—Culture		Collected in 1983	12,486,319.25
Garbage and Trash Disposal	8,017,464.38	Public Works		Cancelled, Abated or Adjusted 1983	184,669.61
Public Buildings and Grounds	2,737,613.80	Buildings and Grounds		Transfers to Tax Title Liens or Foreclosed	407,443.61
Other Public Works	2,733,178.05	Library and Education		Balance December 31, 1983	554,443.36
HEALTH and WELFARE		Conservation		TAX TITLE LIENS OUTSTANDING	
Health Services Except Environmental	622,344.74	All Other		Balance January 1, 1983	5,186,115.18
Welfare-Public Assistance	621,821.77	CAPITAL DEBT AUTHORIZED, DECEMBER 31, 1983		Transfer From Taxes	1,412,348.77
Hospitals, Clinics, First Aid	104,750.00	ISSUED AND UNISSUED		Redeemed in 1983	1,837,100.49
Animal, Insect, & Rodent Control	321,768.02	GROSS DEBT		Cancelled, Abated or Adjusted (1983)	54,925.51
Other Welfare Services	8,200.00	NET DEBT		Transfers to Foreclosed Property	451,501.00
RECREATION and CONSERVATION				Balance December 31, 1983	4,254,936.95
Beaches and Boardwalks	1,906,144.22	SCHOOL		PROPERTY ACQUIRED BY DEED OR	
Parks, Playgrounds, Shade Trees	1,185,404.36	Self-Liquidating		FORECLOSURE	
Land Reclamation & Conservation	62,616.99	Other		Balance January 1, 1983	21,403,753.76
Other Recreational Services	1,827,561.94	Total		Transfers From Taxes or Liens	464,966.12
EDUCATION (excluding schools)				Sale for Cash (1983)	681,141.05
Libraries	391,220.00	ISSUED AND OUTSTANDING		Cancelled, Abated or Adjusted (1983)	3,449,372.45
Other Educational Services	3,639,922.68	SCHOOL		Balance December 31, 1983	17,738,206.38
STATUTORY EXPENDITURES		Self-Liquidating		CURRENT FINANCES DECEMBER 31, 1983	
Pensions & F. I. C. A.	7,448,698.47	Other		ASSETS	
Employee Fringe Benefits	3,441,474.06	Total		Cash Dec. 31, 1983	75,622,581.13
Other Statutory Expenditures	368,429.77	EQUALIZED VALUATION BASIS		Taxes Receivable	14,410,861.97
CETA And Other Public Employment Programs	3,000.00	FOR NET DEBT COMPUTATION		Tax Title Liens	4,254,936.95
MUNICIPAL FUNCTIONS	99,332,096.89	REAL PROPERTY VALUATIONS		Foreclosed Property	17,738,206.38
CAPITAL IMPROVEMENTS	*MEMO 594,942.00	Code Class # of Parcels % VAL'N		Emergencies & Other Deferred Charges	1,951,999.26
DEBT SERVICE				State and Federal Aid Receivable	272,419.09
Principal Payments	5,277,910.94			Other Receivables	3,079,523.94
Interest Payments	5,950,713.85			Total	117,330,528.72
DEFERRED CHARGES				LIABILITIES, RESERVES, AND SURPLUS	
SCHOOL, COUNTY, SPECIAL DISTRICT TAXES	1,811,875.10			Cash Liabilities	49,728,352.15
RESERVE FOR UNCOLLECTED TAXES	18,839,648.62			Reserves for Receivables	39,358,454.20
EXPENDITURES	325,197,336.67			Surplus Dec. 31, 1983	28,243,722.37
				Total	117,330,528.72

1981/3000

*Includes County Health Service Taxes or County Vocational School Taxes. See Table 13.

1699

Population 1980 **447,585**
 Population 1983 **454,589**
 S & P Rating
 Moody Rating

General Tax Rate Per \$100.

State Equalized Tax Rate

SUMMARY PASSAIC COUNTY MUNICIPALITIES

PER CAPITA:

Gross Debt **658.07**
 Net Debt **316.73**
 Debt Service **46.35**
 Total Tax Levy **575.39**
 Municipal Expenditures **418.01**

PER CENT:

Gross Debt **125.60**
 Net Debt **60.45**
 Tax Levy Collected **95.75**
 Tax Levy Cancelled, Abated
 or Adjusted **.83**

EXPENDITURES		REVENUES-REALIZED		1983 PROPERTY TAX STATE EQUALIZED TAX RATE	
GENERAL GOVERNMENT				Local District School Taxes 108,158,775.46	
Governing Body & Public Boards	1,361,120.27	1983 Property Taxes Collected 250,050,593.27		Regional & Consolidated School Tax 11,053,833.37	
Municipal Clerk	794,279.91	1983 Payments in Lieu of Taxes 1,487,194.10		School Taxes in Municipal Budget 2,017,946.50	
Financial Administration	1,712,081.48	Delinquent Tax & Lien Collections 7,735,269.27		County Taxes * 59,039,616.52	
Assessment of Taxes	900,648.47	Business Personalty Replacement Taxes 10,756,996.41		County Library Taxes 79,245,595.65	
Collection of Taxes	931,798.15	Taxes from Public Utilities 25,226,272.00		Local Municipal Purpose Taxes 3,929,300.00	
Planning, Housing & Development	737,881.10	Other Miscellaneous Tax Revenues		Veteran & Senior Citizen Taxes 263,445,067.50	
Human Resources	5,954,302.49	State Aid Revenues 20,510,216.68		Total Taxes for Rate Computation	
Elections	183,163.50	Federal Aid Revenues 2,924,032.00		Special District Taxes 835,094.01	
General Administration (other)	15,181,517.17	State and Local Fiscal Assistance Act Utilized 5,490,972.91		Bank Corp. Taxes 1,216,060.46	
JUDICIARY		Sale of Acquired Property 214,559.24		Added and Omitted Taxes 261,566,921.97	
Municipal Courts	1,380,103.68	Other Miscellaneous Revenues 23,734,428.87		Total Taxes Levied - ABSTRACT 261,142,842.36	
PUBLIC SAFETY		Total 348,130,534.75		Total Taxes Billed 250,050,593.27	
Fire Protection	16,920,093.85	Prior Years Surplus Appropriated 11,988,993.21		1983 TAXES COLLECTED	
Police Protection	27,999,440.95	REVENUES TOTAL 360,119,527.96		1983 Taxes Cancelled, Abated or Adjusted 2,160,177.52	
Civil Defense & Disaster Control	108,226.98	Reserve For Uncollected Taxes 13,851,463.65		Transfer to Tax Title Liens or Foreclosed 753,514.71	
Environmental Inspection & Control	1,089,335.21	CAPITAL OUTLAY TOTAL 36,783,148.99		Balance Outstanding Dec. 31, 1983 8,178,556.86	
Other Public Safety	261,467.00			PRIOR YEARS TAXES OUTSTANDING	
PUBLIC WORKS				Balance January 1, 1983 10,169,777.70	
Streets and Drainage	10,777,384.88	Public Enterprises 17,613,128.32		Collected in 1983 6,944,739.20	
Sewers and Sewage Processing	13,066,015.10	Recreation—Culture 469,443.30		Cancelled, Abated or Adjusted 1983 1,460,962.97	
Garbage and Trash Disposal	6,933,456.52	Public Works 12,893,727.19		Transfers to Tax Title Liens or Foreclosed 795,536.30	
Public Buildings and Grounds	3,020,431.79	Buildings and Grounds 3,208,731.68		Balance December 31, 1983 968,539.23	
Other Public Works	1,596,562.34	Library and Education 2,493,543.66		TAX TITLE LIENS OUTSTANDING	
HEALTH and WELFARE		Conservation 104,574.84		Balance January 1, 1983 3,635,373.22	
Health Services Except Environmental	4,657,966.00	All Other		Transfer From Taxes 1,657,708.93	
Welfare-Public Assistance	674,914.61	CAPITAL DEBT AUTHORIZED, DECEMBER 31, 1983		Redeemed in 1983 783,217.57	
Hospitals, Clinics, First Aid	12,200.00	ISSUED AND UNISSUED GROSS DEBT		Cancelled, Abated or Adjusted (1983) 305,528.43	
Animal, Insect, & Rodent Control	149,794.15	School 82,922,900		Transfers to Foreclosed Property 212,538.74	
Other Welfare Services	246,815.54	Self-liquidating 61,693,905		Balance December 31, 1983 3,991,797.41	
RECREATION and CONSERVATION		Other 154,534,934		PROPERTY ACQUIRED BY DEED OR FORECLOSURE	
Beaches and Boardwalks		Total 299,151,739		Balance January 1, 1983 5,286,538.51	
Parks, Playgrounds, Shade Trees	2,279,313.09	ISSUED AND OUTSTANDING		Transfers From Taxes or Liens 227,290.24	
Land Reclamation & Conservation	13,031.12	School 32,355,500.00		Sale for Cash (1983) 232,058.24	
Other Recreational Services	1,479,512.61	Self-Liquidating 124,210,065.86		Cancelled, Abated or Adjusted (1983) 263,478.00	
EDUCATION (excluding schools)		Other 238,176,965.86		Balance December 31, 1983 5,018,292.51	
Libraries	3,551,000.12	EQUALIZED VALUATION BASIS		CURRENT FINANCES DECEMBER 31, 1983	
Other Educational Services	111,177.29	FOR NET DEBT COMPUTATION		ASSETS	
STATUTORY EXPENDITURES		REAL PROPERTY VALUATIONS		Cash Dec. 31, 1983 48,630,278.62	
Pensions & F. I. C. A.	13,158,909.11	Code Class # of Parcels % VAL'N		Taxes Receivable 9,147,096.00	
Employee Fringe Benefits	2,999,063.06	1 Vacant Land		Tax Title Liens 3,991,797.41	
Other Statutory Expenditures	404,121.57	2 Residential		Foreclosed Property 5,018,292.51	
CETA And Other Public Employment Programs	3,953,659.00	3 Farm		Emergencies & Other Deferred Charges 3,566,850.45	
MUNICIPAL FUNCTIONS		4a Commercial (SEE PAGE 37)		State and Federal Aid Receivable 184,216.85	
TOTAL	144,600,788.11	4b Industrial		Other Receivables 7,685,151.44	
CAPITAL IMPROVEMENTS		4c Apartments		Total 78,223,683.28	
*MEMO	774,433.00	Total		LIABILITIES, RESERVES, AND SURPLUS	
DEBT SERVICE		Land Area 192.01 Sq. Miles		Cash Liabilities 43,354,847.07	
Principal Payments	10,089,623.87	Net Valuation Taxable-Municipal 5,056,240,124		Reserves for Receivables 23,658,306.96	
Interest Payments	10,978,537.57	Net Valuation Taxable-County 9,769,487,374		Surplus Dec. 31, 1983 11,210,529.25	
TYPE I SCHL DEBT *MEMO	6,164,059.51	State Equalized Valuation 9,746,985,587		Total 78,223,683.28	
DEFERRED CHARGES		State Equalization Ratio			
SCHOOL, COUNTY, SPECIAL DISTRICT TAXES	180,270,171.85				
RESERVE FOR UNCOLLECTED TAXES	13,851,463.65				
EXPENDITURES					
TOTAL	370,291,587.85				

1981/3000

*ABOVE DEBT SERVICE INCLUDES TYPE I SCHOOL DEBT.

*Includes County Health Service Taxes or County Vocational School Taxes. See Table 13.

1799

Population 1980 **64,676**
 Population 1983 **65,810**
 S & P Rating
 Moody Rating

General Tax Rate Per \$100.

State Equalized Tax Rate

SUMMARY SALEM COUNTY MUNICIPALITIES

PER CAPITA:

Gross Debt **285.16**
 Net Debt **44.04**
 Debt Service **12.49**
 Total Tax Levy **414.95**
 Municipal Expenditures **688.84**

PER CENT:

Gross Debt **108.58**
 Net Debt **16.77**
 Tax Levy Collected **89.61**
 Tax Levy Cancelled, Abated
 or Adjusted **.30**

EXPENDITURES		REVENUES-REALIZED		1983 PROPERTY TAX	
GENERAL GOVERNMENT				STATE EQUALIZED TAX RATE →	
Governing Body & Public Boards	43,403.00	1983 Property Taxes Collected	24,476,255.82	Local District School Taxes	11,004,781.79
Municipal Clerk	47,300.00	1983 Payments in Lieu of Taxes	32,791.00	Regional & Consolidated School Tax	4,632,060.08
Financial Administration	346,082.06	Delinquent Tax & Lien Collections	2,347,569.95	School Taxes in Municipal Budget	225,441.97
Assessment of Taxes	271,002.14	Business Personalty Replacement Taxes	2,935,822.47	County Taxes	* 9,600,000.00
Collection of Taxes	251,584.07	Taxes from Public Utilities	13,640,202.31	County Library Taxes	
Planning, Housing & Development	253,454.40	Other Miscellaneous Tax Revenues	100,000.00	Local Municipal Purpose Taxes	1,558,295.78
Human Resources	11,300.00	State Aid Revenues	886,113.41	Veteran & Senior Citizen Taxes	738,783.00
Elections	3,914.00	Federal Aid Revenues		Total Taxes for Rate Computation	27,759,362.62
General Administration (other)	23,602,421.50	State and Local Fiscal Assistance Act Utilized	331,048.04	Special District Taxes	153,562.72
JUDICIARY		Sale of Acquired Property	40,090.00	Bank Corp. Taxes	65,846.91
Municipal Courts	356,675.35	Other Miscellaneous Revenues	26,107,889.55	Added and Omitted Taxes	67,908.20
PUBLIC SAFETY		Total	70,897,782.55	Total Taxes Levied - ABSTRACT	27,307,897.45
Fire Protection	516,937.44	Prior Years Surplus Appropriated	12,407,683.49	Total Taxes Billed	27,313,752.64
Police Protection	3,816,850.24	REVENUES TOTAL	83,305,466.04	1983 TAXES COLLECTED	24,476,255.82
Civil Defense & Disaster Control	41,873.13	Reserve For Uncollected Taxes	3,271,106.45	1983 Taxes Cancelled, Abated or Adjusted	81,176.61
Environmental Inspection & Control	186,465.16	CAPITAL OUTLAY TOTAL	3,544,821.50	Transfer to Tax Title Liens or Foreclosed	169,240.74
Other Public Safety				Balance Outstanding Dec. 31, 1983	2,587,079.47
PUBLIC WORKS				PRIOR YEARS TAXES OUTSTANDING	
Streets and Drainage	3,472,063.12	Public Enterprises	183,665.81	Balance January 1, 1983	2,406,766.62
Sewers and Sewage Processing	270,000.00	Recreation—Culture	60,943.62	Collected in 1983	2,244,433.63
Garbage and Trash Disposal	1,073,539.20	Public Works	3,002,849.70	Cancelled, Abated or Adjusted 1983	25,891.16
Public Buildings and Grounds	1,010,772.63	Buildings and Grounds	297,362.37	Transfers to Tax Title Liens or Foreclosed	68,060.66
Other Public Works	179,200.00	Library and Education		Balance December 31, 1983	68,381.17
HEALTH and WELFARE		Conservation		TAX TITLE LIENS OUTSTANDING	
Health Services Except Environmental	102,852.59	All Other		Balance January 1, 1983	648,684.52
Welfare-Public Assistance	89,115.44	CAPITAL DEBT AUTHORIZED, DECEMBER 31, 1983		Transfer From Taxes	247,084.20
Hospitals, Clinics, First Aid	137,338.00	ISSUED AND UNISSUED		Redeemed in 1983	103,136.32
Animal, Insect, & Rodent Control	277,518.19	School	14,424,000	Cancelled, Abated or Adjusted (1983)	53.39
Other Welfare Services		Self-liquidating	1,699,320	Transfers to Foreclosed Property	16,697.64
RECREATION and CONSERVATION		Other	2,642,770	Balance December 31, 1983	775,881.37
Beaches and Boardwalks	6,716.00	Total	18,766,091	PROPERTY ACQUIRED BY DEED OR FORECLOSURE	
Parks, Playgrounds, Shade Trees	149,435.47	ISSUED AND OUTSTANDING		Balance January 1, 1983	520,170.54
Land Reclamation & Conservation	1,500.00	School	14,424,000.00	Transfers From Taxes or Liens	16,697.64
Other Recreational Services	707,745.42	Self-Liquidating	1,488,449.16	Sale for Cash (1983)	40,090.00
EDUCATION (excluding schools)		Other	1,370,078.00	Cancelled, Abated or Adjusted (1983)	5,500.00
Libraries	153,600.00	Total	17,282,527.16	Balance December 31, 1983	491,278.18
Other Educational Services	1,770,343.00	EQUALIZED VALUATION BASIS		CURRENT FINANCES DECEMBER 31, 1983	
STATUTORY EXPENDITURES		FOR NET DEBT COMPUTATION	1,069,475,200	ASSETS	
Pensions & F. I. C. A.	965,280.86	REAL PROPERTY VALUATIONS		Cash Dec. 31, 1983	16,495,598.98
Employee Fringe Benefits	507,132.03	Code Class # of Parcels % VAL'N	ASSESSED VALUATION	Taxes Receivable	2,655,460.64
Other Statutory Expenditures	61,895.00	1 Vacant Land		Tax Title Liens	775,881.37
CETA And Other Public Employment Programs		2 Residential		Foreclosed Property	491,278.18
MUNICIPAL FUNCTIONS TOTAL	40,685,309.44	3 Farm		Emergencies & Other Deferred Charges	130,980.01
CAPITAL IMPROVEMENTS *MEMO	12,229,626.40	4a Commercial (SEE PAGE 39)		State and Federal Aid Receivable	71,903.94
DEBT SERVICE		4b Industrial		Other Receivables	199,850.70
Principal Payments	411,318.00	4c Apartments		Total	20,820,953.12
Interest Payments	410,326.34	Total		LIABILITIES, RESERVES, AND SURPLUS	
TYPE I SCHL DEBT *MEMO	468,413.00	Land Area 346.56 Sq. Miles		Cash Liabilities	5,725,568.37
DEFERRED CHARGES	554,579.13	Net Valuation Taxable-Municipal	779,992,232	Reserves for Receivables	4,124,481.17
SCHOOL, COUNTY, SPECIAL DISTRICT TAXES	25,615,846.56	Net Valuation Taxable-County	1,169,631,615	Surplus Dec. 31, 1983	10,970,903.58
RESERVE FOR UNCOLLECTED TAXES	3,271,106.45	State Equalized Valuation	1,165,980,972	Total	20,820,953.12
EXPENDITURES TOTAL	70,948,485.92	State Equalization Ratio			

1981/3000

*ABOVE DEBT SERVICE INCLUDES TYPE I SCHOOL DEBT.

*Includes County Health Service Taxes or County Vocational School Taxes. See Table 13.

1899

Population 1980 **203,129**Population 1983 **206,789**

S & P Rating

Moody Rating

General Tax Rate Per \$100.

State Equalized Tax Rate

SUMMARY SOMERSET COUNTY MUNICIPALITIES

PER CAPITA:

Gross Debt **645.44**Net Debt **399.03**Debt Service **51.04**Total Tax Levy **857.06**Municipal Expenditures **369.83**

PER CENT:

Gross Debt **120.99**Net Debt **74.80**Tax Levy Collected **96.55**

Tax Levy Cancelled, Abated

or Adjusted **.29**

EXPENDITURES		REVENUES-REALIZED		1983 PROPERTY TAX	
GENERAL GOVERNMENT				STATE EQUALIZED TAX RATE →	
Governing Body & Public Boards	108,650.00	1983 Property Taxes Collected		Local District School Taxes	79,652,558.14
Municipal Clerk	190,049.64	1983 Payments in Lieu of Taxes		Regional & Consolidated School Tax	27,859,671.54
Financial Administration	821,628.82	Delinquent Tax & Lien Collections		School Taxes in Municipal Budget	
Assessment of Taxes	880,766.53	Business Personalty Replacement Taxes		County Taxes	* 37,577,268.00
Collection of Taxes	610,396.31	Taxes from Public Utilities		County Library Taxes	1,581,733.00
Planning, Housing & Development	1,028,599.61	Other Miscellaneous Tax Revenues		Local Municipal Purpose Taxes	26,356,616.78
Human Resources	10,400.00	State Aid Revenues		Veteran & Senior Citizen Taxes	1,664,350.00
Elections	43,402.69	Federal Aid Revenues		Total Taxes for Rate Computation	174,692,197.46
General Administration (other)	8,690,580.67	State and Local Fiscal Assistance Act Utilized		Special District Taxes	1,364,737.06
JUDICIARY	651,426.13	Sale of Acquired Property		Bank Corp. Taxes	281,836.00
Municipal Courts		Other Miscellaneous Revenues		Added and Omitted Taxes	2,556,027.34
PUBLIC SAFETY		Total		Total Taxes Levied - ABSTRACT	177,230,447.86
Fire Protection	2,618,314.00	Prior Years Surplus Appropriated		Total Taxes Billed	177,537,726.38
Police Protection	14,276,674.97	REVENUES		1983 TAXES COLLECTED	171,406,771.57
Civil Defense & Disaster Control	30,119.00	Reserve For Uncollected Taxes		1983 Taxes Cancelled, Abated or Adjusted	515,726.00
Environmental Inspection & Control	1,012,562.16	CAPITAL OUTLAY		Transfer to Tax Title Liens or Foreclosed	472,685.95
Other Public Safety		TOTAL		Balance Outstanding Dec. 31, 1983	5,142,542.86
PUBLIC WORKS				PRIOR YEARS TAXES OUTSTANDING	
Streets and Drainage	8,033,130.20	Public Enterprises		Balance January 1, 1983	6,078,076.74
Sewers and Sewage Processing	2,414,563.36	Recreation—Culture		Collected in 1983	5,490,407.33
Garbage and Trash Disposal	1,099,525.26	Public Works		Cancelled, Abated or Adjusted 1983	27,934.09
Public Buildings and Grounds	1,896,868.85	Buildings and Grounds		Transfers to Tax Title Liens or Foreclosed	122,600.09
Other Public Works	513,997.00	Library and Education		Balance December 31, 1983	437,135.23
HEALTH and WELFARE		Conservation		TAX TITLE LIENS OUTSTANDING	
Health Services Except Environmental	1,011,853.09	All Other		Balance January 1, 1983	1,142,398.38
Welfare-Public Assistance	198,510.79	CAPITAL DEBT AUTHORIZED, DECEMBER 31, 1983		Transfer From Taxes	611,304.67
Hospitals, Clinics, First Aid	17,200.00	ISSUED AND UNISSUED		Redeemed in 1983	725,412.89
Animal, Insect, & Rodent Control	57,965.94	GROSS DEBT		Cancelled, Abated or Adjusted (1983)	15,883.14
Other Welfare Services	8,334.13	NET DEBT		Transfers to Foreclosed Property	96,360.26
RECREATION and CONSERVATION				Balance December 31, 1983	916,046.76
Beaches and Boardwalks		SCHOOL		PROPERTY ACQUIRED BY DEED OR	
Parks, Playgrounds, Shade Trees	833,316.50	Self-liquidating		FORECLOSURE	
Land Reclamation & Conservation	51,318.02	Other		Balance January 1, 1983	2,256,075.95
Other Recreational Services	874,087.15	Total		Transfers From Taxes or Liens	100,664.21
EDUCATION (excluding schools)				Sale for Cash (1983)	120,130.00
Libraries	1,224,711.45	ISSUED AND OUTSTANDING		Cancelled, Abated or Adjusted (1983)	2,070.00
Other Educational Services	728,265.00	SCHOOL		Balance December 31, 1983	2,234,540.16
STATUTORY EXPENDITURES		Self-liquidating		CURRENT FINANCES DECEMBER 31, 1983	
Pensions & F. I. C. A.	4,297,330.34	Other		ASSETS	
Employee Fringe Benefits	1,367,705.34	Total		Cash Dec. 31, 1983	33,175,443.01
Other Statutory Expenditures	73,445.50			Taxes Receivable	5,579,678.09
CETA And Other Public Employment Programs		EQUALIZED VALUATION BASIS		Tax Title Liens	916,046.76
MUNICIPAL FUNCTIONS	55,675,698.45	FOR NET DEBT COMPUTATION		Foreclosed Property	2,234,540.16
CAPITAL IMPROVEMENTS	1,245,379.64	REAL PROPERTY VALUATIONS		Emergencies & Other Deferred Charges	739,256.62
DEBT SERVICE		Code Class # of Parcels % VAL'N		State and Federal Aid Receivable	66,919.32
Principal Payments	4,552,662.09	1 Vacant Land		Other Receivables	1,225,611.46
Interest Payments	6,001,495.52	2 Residential		Total	43,937,496.08
DEFERRED CHARGES	929,282.73	3 Farm		LIABILITIES, RESERVES, AND SURPLUS	
SCHOOL, COUNTY, SPECIAL DISTRICT TAXES	148,035,967.74	4a Commercial (SEE PAGE 41)		Cash Liabilities	12,736,332.80
RESERVE FOR UNCOLLECTED TAXES	9,317,957.85	4b Industrial		Reserves for Receivables	9,551,137.22
EXPENDITURES	224,513,064.38	4c Apartments		Surplus Dec. 31, 1983	21,650,026.06
		Total		Total	43,937,496.08
		Land Area 305.55 Sq. Miles			
		Net Valuation Taxable-Municipal			
		Net Valuation Taxable-County			
		State Equalized Valuation			
		State Equalization Ratio			

1999
Population 1980 116,119
Population 1983 119,308
S & P Rating
Moody Rating

General Tax Rate Per \$100.
State Equalized Tax Rate

SUMMARY SUSSEX COUNTY MUNICIPALITIES

PER CAPITA:		PER CENT:	
Gross Debt	688.84	Gross Debt	114.69
Net Debt	172.68	Net Debt	28.75
Debt Service	15.36	Tax Levy Collected	93.70
Total Tax Levy	689.48	Tax Levy Cancelled, Abated	
Municipal Expenditures	277.57	or Adjusted	.18

EXPENDITURES		REVENUES-REALIZED		1983 PROPERTY TAX	
GENERAL GOVERNMENT				STATE EQUALIZED TAX RATE	
Governing Body & Public Boards	11,530.00	1983 Property Taxes Collected	77,034,214.08	Local District School Taxes	35,661,726.76
Municipal Clerk	43,460.00	1983 Payments in Lieu of Taxes	71,480.10	Regional & Consolidated School Tax	16,058,778.97
Financial Administration	517,146.37	Delinquent Tax & Lien Collections	4,746,527.53	School Taxes in Municipal Budget	
Assessment of Taxes	627,461.94	Taxes from Public Utilities	1,302,404.04	County Taxes	* 17,806,449.50
Collection of Taxes	652,246.39	Business Personalty Replacement Taxes	6,093,583.08	County Library Taxes	891,606.00
Planning, Housing & Development	492,795.21	Other Miscellaneous Tax Revenues	360,273.32	Local Municipal Purpose Taxes	11,097,706.91
Human Resources	32,950.00	State Aid Revenues	927,201.04	Veteran & Senior Citizen Taxes	1,026,200.00
Elections	22,257.80	Federal Aid Revenues	27,131.00	Total Taxes for Rate Computation	82,542,468.14
General Administration (other)	3,357,259.93	State and Local Fiscal Assistance Act Utilized	923,466.36	Special District Taxes	72,000.00
JUDICIARY		Sale of Acquired Property	50,200.00	Bank Corp. Taxes	128,575.99
Municipal Courts	452,059.58	Other Miscellaneous Revenues	5,120,775.82	Added and Omitted Taxes	543,817.29
PUBLIC SAFETY		Total	96,657,256.37	Total Taxes Levied - ABSTRACT	82,260,661.42
Fire Protection	686,847.13	Prior Years Surplus Appropriated	6,850,780.87	Total Taxes Billed	82,214,467.21
Police Protection	4,852,725.86	REVENUES TOTAL	103,508,037.24	1983 TAXES COLLECTED	77,034,214.08
Civil Defense & Disaster Control	15,499.77	Reserve For Uncollected Taxes	7,146,378.44	1983 Taxes Cancelled, Abated or Adjusted	150,065.58
Environmental Inspection & Control	587,122.91			Transfer to Tax Title Liens or Foreclosed	444,990.44
Other Public Safety		CAPITAL OUTLAY TOTAL	11,961,148.84	Balance Outstanding Dec. 31, 1983	4,585,197.11
PUBLIC WORKS				PRIOR YEARS TAXES OUTSTANDING	
Streets and Drainage	4,592,893.40	Public Enterprises	4,049,941.94	Balance January 1, 1983	4,661,531.38
Sewers and Sewage Processing	29,469.00	Recreation—Culture	412,027.10	Collected in 1983	4,098,437.67
Garbage and Trash Disposal	411,739.73	Public Works	3,507,172.98	Cancelled, Abated or Adjusted 1983	28,774.77
Public Buildings and Grounds	765,631.37	Buildings and Grounds	3,986,160.31	Transfers to Tax Title Liens or Foreclosed	126,233.94
Other Public Works	942,678.01	Library and Education	87.55	Balance December 31, 1983	408,085.00
HEALTH and WELFARE		Conservation	5,758.96	TAX TITLE LIENS OUTSTANDING	
Health Services Except Environmental	593,168.93	All Other		Balance January 1, 1983	2,239,918.02
Welfare-Public Assistance	99,066.43	CAPITAL DEBT AUTHORIZED, DECEMBER 31, 1983		Transfer From Taxes	583,308.61
Hospitals, Clinics, First Aid	25,670.00	ISSUED AND UNISSUED		Redeemed in 1983	649,697.14
Animal, Insect, & Rodent Control	127,792.62	School	49,273,278	Cancelled, Abated or Adjusted (1983)	12,823.52
Other Welfare Services		Self-liquidating	12,673,090	Transfers to Foreclosed Property	48,692.93
RECREATION and CONSERVATION		Other	20,237,436	Balance December 31, 1983	2,112,013.04
Beaches and Boardwalks	121,735.41	Total	82,183,805	PROPERTY ACQUIRED BY DEED OR FORECLOSURE	
Parks, Playgrounds, Shade Trees	45,761.61	ISSUED AND OUTSTANDING		Balance January 1, 1983	4,991,884.68
Land Reclamation & Conservation	418,103.00	School	45,269,718.44	Transfers From Taxes or Liens	54,360.42
Other Recreational Services		Self-Liquidating	9,823,299.00	Sale for Cash (1983)	128,085.26
EDUCATION (excluding schools)		Other	16,562,831.05	Cancelled, Abated or Adjusted (1983)	94,064.74
Libraries	200,962.00	Total	71,655,848.49	Balance December 31, 1983	4,824,095.10
Other Educational Services	134,000.00	EQUALIZED VALUATION BASIS		CURRENT FINANCES DECEMBER 31, 1983	
STATUTORY EXPENDITURES		FOR NET DEBT COMPUTATION	2,975,654,266	ASSETS	
Pensions & F. I. C. A.	1,501,659.42	REAL PROPERTY VALUATIONS		Cash Dec. 31, 1983	16,117,755.12
Employee Fringe Benefits	701,179.26	Code Class # of Parcels % VAL'N	ASSESSED VALUATION	Taxes Receivable	4,993,282.11
Other Statutory Expenditures	86,826.61	1 Vacant Land		Tax Title Liens	2,112,013.04
CETA And Other Public Employment Programs		2 Residential		Foreclosed Property	4,824,095.10
MUNICIPAL FUNCTIONS TOTAL	23,149,699.69	3 Farm		Emergencies & Other Deferred Charges	1,267,870.72
CAPITAL IMPROVEMENTS *MEMO	736,619.99	4a Commercial (SEE PAGE 43)		State and Federal Aid Receivable	140,306.85
DEBT SERVICE		4b Industrial		Other Receivables	786,595.47
Principal Payments	1,032,294.45	4c Apartments		Total	30,241,918.41
Interest Payments	800,795.14	Total		LIABILITIES, RESERVES, AND SURPLUS	
DEFERRED CHARGES	987,575.48	Land Area 524.71 Sq. Miles		Cash Liabilities	4,649,056.76
SCHOOL, COUNTY, SPECIAL DISTRICT TAXES	70,490,561.23	Net Valuation Taxable-Municipal	2,233,849,019	Reserves for Receivables	12,571,076.60
RESERVE FOR UNCOLLECTED TAXES	7,146,378.44	Net Valuation Taxable-County	3,105,602,417	Surplus Dec. 31, 1983	13,021,785.05
EXPENDITURES TOTAL	103,607,304.43	State Equalized Valuation	3,195,886,504	Total	30,241,918.41
		State Equalization Ratio			

2099
Population 1980 504,054
Population 1983 505,943
S & P Rating
Moody Rating

General Tax Rate Per \$100.
State Equalized Tax Rate

SUMMARY UNION COUNTY MUNICIPALITIES

PER CAPITA:		PER CENT:	
Gross Debt	394.74	Gross Debt	116.66
Net Debt	214.50	Net Debt	63.39
Debt Service	42.06	Tax Levy Collected	97.28
Total Tax Levy	679.07	Tax Levy Cancelled, Abated or Adjusted	.31
Municipal Expenditures	448.54		

EXPENDITURES		REVENUES-REALIZED		1983 PROPERTY TAX	
GENERAL GOVERNMENT				STATE EQUALIZED TAX RATE	
Governing Body & Public Boards	780,426.14	1983 Property Taxes Collected	333,868,384.67	Local District School Taxes	152,689,339.34
Municipal Clerk	618,208.40	1983 Payments in Lieu of Taxes	1,513,896.50	Regional & Consolidated School Tax	32,827,126.29
Financial Administration	2,075,426.59	Delinquent Tax & Lien Collections	7,591,314.34	School Taxes in Municipal Budget	4,438,377.36
Assessment of Taxes	1,457,442.85	Business Personalty Replacement Taxes	14,244,443.72	County Taxes	* 69,879,317.00
Collection of Taxes	1,126,314.92	Taxes from Public Utilities	55,439,227.33	County Library Taxes	
Planning, Housing & Development	1,032,138.59	Other Miscellaneous Tax Revenues	57,477.68	Local Municipal Purpose Taxes	81,850,809.69
Human Resources	4,845,118.90	State Aid Revenues	16,590,647.71	Veteran & Senior Citizen Taxes	4,886,900.00
Elections	68,936.90	Federal Aid Revenues	1,672,217.30	Total Taxes for Rate Computation	346,571,869.68
General Administration (other)	20,300,156.83	State and Local Fiscal Assistance Act Utilized	5,159,346.15	Special District Taxes	
JUDICIARY		Sale of Acquired Property	35,050.00	Bank Corp. Taxes	797,704.28
Municipal Courts	1,826,273.37	Other Miscellaneous Revenues	25,483,359.32	Added and Omitted Taxes	1,087,357.64
PUBLIC SAFETY		Total	461,655,364.72	Total Taxes Levied - ABSTRACT	343,570,031.60
Fire Protection	28,633,574.08	Prior Years Surplus Appropriated	25,530,812.29	Total Taxes Billed	343,190,418.48
Police Protection	38,946,119.53	REVENUES TOTAL	487,186,177.01	1983 TAXES COLLECTED	333,868,384.67
Civil Defense & Disaster Control	165,213.06	Reserve For Uncollected Taxes	15,980,209.19	1983 Taxes Cancelled, Abated or Adjusted	1,063,463.10
Environmental Inspection & Control	1,871,865.80			Transfer to Tax Title Liens or Foreclosed	1,052,100.04
Other Public Safety	45,875.00			Balance Outstanding Dec. 31, 1983	7,206,470.67
PUBLIC WORKS		CAPITAL OUTLAY TOTAL	22,434,225.52	PRIOR YEARS TAXES OUTSTANDING	
Streets and Drainage	14,665,164.63	Public Enterprises	188,299.00	Balance January 1, 1983	7,772,873.18
Sewers and Sewage Processing	6,385,668.16	Recreation—Culture	1,740,215.39	Collected in 1983	6,561,330.26
Garbage and Trash Disposal	8,833,774.45	Public Works	7,418,606.67	Cancelled, Abated or Adjusted 1983	188,763.43
Public Buildings and Grounds	3,464,194.00	Buildings and Grounds	11,205,007.11	Transfers to Tax Title Liens or Foreclosed	316,966.03
Other Public Works	4,917,163.22	Library and Education	961,499.14	Balance December 31, 1983	705,813.46
HEALTH and WELFARE		Conservation	920,598.21	TAX TITLE LIENS OUTSTANDING	
Health Services Except Environmental	4,177,333.63	All Other		Balance January 1, 1983	2,996,352.42
Welfare-Public Assistance	1,187,798.93	CAPITAL DEBT AUTHORIZED, DECEMBER 31, 1983		Transfer From Taxes	1,410,275.93
Hospitals, Clinics, First Aid	86,500.00	ISSUED AND UNISSUED GROSS DEBT		Redeemed in 1983	1,015,384.39
Animal, Insect, & Rodent Control	157,991.00	School	76,352,307	Cancelled, Abated or Adjusted (1983)	98,098.42
Other Welfare Services	473,222.00	Self-liquidating	10,527,000	Transfers to Foreclosed Property	232,379.90
RECREATION and CONSERVATION		Other	112,838,902	Balance December 31, 1983	3,060,765.64
Beaches and Boardwalks	1,976,913.10	Total	199,718,209	PROPERTY ACQUIRED BY DEED OR FORECLOSURE	
Parks, Playgrounds, Shade Trees	98,087.86	ISSUED AND OUTSTANDING		Balance January 1, 1983	10,302,554.60
Land Reclamation & Conservation	4,643,912.25	School	74,102,707.00	Transfers From Taxes or Liens	244,106.30
Other Recreational Services		Self-Liquidating	5,480,000.00	Sale for Cash (1983)	454,760.00
EDUCATION (excluding schools)		Other	91,616,627.55	Cancelled, Abated or Adjusted (1983)	881,300.00
Libraries	6,000,795.00	Total	171,199,334.55	Balance December 31, 1983	9,210,600.90
Other Educational Services	21,825.00	EQUALIZED VALUATION BASIS FOR NET DEBT COMPUTATION	13,003,469,348	CURRENT FINANCES DECEMBER 31, 1983	
STATUTORY EXPENDITURES		REAL PROPERTY VALUATIONS		ASSETS	
Pensions & F. I. C. A.	18,915,976.91	Code Class # of Parcels % VAL'N		Cash Dec. 31, 1983	84,542,938.81
Employee Fringe Benefits	4,919,821.86	1 Vacant Land		Taxes Receivable	7,912,284.13
Other Statutory Expenditures	587,130.17	2 Residential		Tax Title Liens	3,060,765.64
CETA And Other Public Employment Programs	1,645,216.00	3 Farm		Foreclosed Property	9,210,600.90
MUNICIPAL FUNCTIONS TOTAL	186,951,579.13	4a Commercial (SEE PAGE 45)		Emergencies & Other Deferred Charges	1,118,425.44
CAPITAL IMPROVEMENTS *MEMO	914,564.04	4b Industrial		State and Federal Aid Receivable	56,622.00
DEBT SERVICE		4c Apartments		Other Receivables	6,279,378.15
Principal Payments	10,489,060.07	Total		Total	112,181,015.07
Interest Payments	10,790,717.01	Land Area 102.93 Sq. Miles		LIABILITIES, RESERVES, AND SURPLUS	
TYPE I SCHL DEBT *MEMO	7,516,712.84	Net Valuation Taxable-Municipal	9,853,547,037	Cash Liabilities	58,351,561.94
DEFERRED CHARGES	2,725,406.07	Net Valuation Taxable-County	13,792,110,245	Reserves for Receivables	23,691,942.93
SCHOOL, COUNTY, SPECIAL DISTRICT TAXES	259,834,159.99	State Equalized Valuation	13,934,461,374	Surplus Dec. 31, 1983	30,137,510.20
RESERVE FOR UNCOLLECTED TAXES	15,980,209.19	State Equalization Ratio		Total	112,181,015.07
EXPENDITURES TOTAL	486,771,131.46				

1981/3000

+ABOVE DEBT SERVICE INCLUDES TYPE I SCHOOL DEBT.

*Includes County Health Service Taxes or County Vocational School Taxes. See Table 13.

2199

Population 1980 84,429

Population 1983 85,161

S & P Rating

Moody Rating

General Tax Rate Per \$100.

State Equalized Tax Rate

SUMMARY WARREN COUNTY MUNICIPALITIES

PER CAPITA:

Gross Debt 323.05

Net Debt 91.66

Debt Service 9.40

Total Tax Levy 537.55

Municipal Expenditures 306.55

PER CENT:

Gross Debt 113.01

Net Debt 32.07

Tax Levy Collected 93.89

Tax Levy Cancelled, Abated
or Adjusted .15

EXPENDITURES		REVENUES-REALIZED		1983 PROPERTY TAX	
GENERAL GOVERNMENT				STATE EQUALIZED TAX RATE	
Governing Body & Public Boards	47,565.00	1983 Property Taxes Collected	42,941,762.49	Local District School Taxes	22,287,020.75
Municipal Clerk	55,669.00	1983 Payments in Lieu of Taxes	32,162.58	Regional & Consolidated School Tax	4,325,789.59
Financial Administration	252,120.49	Delinquent Tax & Lien Collections	2,418,157.88	School Taxes in Municipal Budget	
Assessment of Taxes	277,524.87	Business Personalty Replacement Taxes	1,662,258.10	County Taxes	* 12,574,918.86
Collection of Taxes	308,612.38	Taxes from Public Utilities	7,933,344.64	County Library Taxes	463,457.00
Planning, Housing & Development	356,298.73	Other Miscellaneous Tax Revenues	1,854,802.96	Local Municipal Purpose Taxes	5,739,936.27
Human Resources	138,612.00	State Aid Revenues		Veteran & Senior Citizen Taxes	1,000,300.00
Elections	18,656.02	Federal Aid Revenues		Total Taxes for Rate Computation	46,391,422.47
General Administration (other)	3,827,231.77	State and Local Fiscal Assistance Act Utilized	591,018.87	Special District Taxes	
JUDICIARY		Sale of Acquired Property	44,610.44	Bank Corp. Taxes	123,157.28
Municipal Courts	376,304.14	Other Miscellaneous Revenues	5,133,030.48	Added and Omitted Taxes	264,032.87
PUBLIC SAFETY		Total	62,611,148.44	Total Taxes Levied - ABSTRACT	45,778,312.62
Fire Protection	599,650.21	Prior Years Surplus Appropriated	5,390,230.84	Total Taxes Billed	45,737,024.48
Police Protection	3,595,357.34	REVENUES TOTAL	68,001,379.28	1983 TAXES COLLECTED	42,941,762.49
Civil Defense & Disaster Control	12,976.00	Reserve For Uncollected Taxes	3,701,818.03	1983 Taxes Cancelled, Abated or Adjusted	67,619.51
Environmental Inspection & Control	270,905.67	CAPITAL OUTLAY TOTAL	3,817,617.90	Transfer to Tax Title Liens or Foreclosed	1,574,036.15
Other Public Safety				Balance Outstanding Dec. 31, 1983	2,472,687.96
PUBLIC WORKS				PRIOR YEARS TAXES OUTSTANDING	
Streets and Drainage	3,810,728.46	Public Enterprises	397,074.20	Balance January 1, 1983	2,488,810.54
Sewers and Sewage Processing	616,032.69	Recreation—Culture	1,034,174.60	Collected in 1983	2,213,899.86
Garbage and Trash Disposal	513,036.61	Public Works	1,596,696.56	Cancelled, Abated or Adjusted 1983	26,424.52
Public Buildings and Grounds	603,717.85	Buildings and Grounds	442,617.64	Transfers to Tax Title Liens or Foreclosed	123,907.62
Other Public Works	575,278.88	Library and Education	347,054.90	Balance December 31, 1983	124,578.54
HEALTH and WELFARE		Conservation		TAX TITLE LIENS OUTSTANDING	
Health Services Except Environmental	36,515.30	All Other		Balance January 1, 1983	567,379.80
Welfare-Public Assistance	48,480.92	CAPITAL DEBT AUTHORIZED, DECEMBER 31, 1983		Transfer From Taxes	395,318.79
Hospitals, Clinics, First Aid	13,475.00	ISSUED AND UNISSUED		Redeemed in 1983	204,280.94
Animal, Insect, & Rodent Control	30,889.41	GROSS DEBT		Cancelled, Abated or Adjusted (1983)	1,105.21
Other Welfare Services		School	14,146,082	Transfers to Foreclosed Property	31,752.31
RECREATION and CONSERVATION		Self-Liquidating	7,582,544	Balance December 31, 1983	725,560.13
Beaches and Boardwalks		Other	5,782,307	PROPERTY ACQUIRED BY DEED OR	
Parks, Playgrounds, Shade Trees	188,149.46	Total	27,510,933	FORECLOSURE	
Land Reclamation & Conservation	10,080.00	ISSUED AND OUTSTANDING		Balance January 1, 1983	852,118.98
Other Recreational Services	267,998.13	School	13,945,908.43	Transfers From Taxes or Liens	39,850.13
EDUCATION (excluding schools)		Self-Liquidating	5,637,544.34	Sale for Cash (1983)	44,610.44
Libraries	428,040.55	Other	4,760,532.00	Cancelled, Abated or Adjusted (1983)	81,896.17
Other Educational Services	1,024,470.00	Total	24,343,984.77	Balance December 31, 1983	765,462.50
STATUTORY EXPENDITURES		EQUALIZED VALUATION BASIS		CURRENT FINANCES DECEMBER 31, 1983	
Pensions & F. I. C. A.	1,051,902.55	FOR NET DEBT COMPUTATION	1,899,380,339	ASSETS	
Employee Fringe Benefits	479,239.37	REAL PROPERTY VALUATIONS		Cash Dec. 31, 1983	31,952,560.10
Other Statutory Expenditures	86,644.42	Code Class # of Parcels % VAL'N		Taxes Receivable	2,597,266.50
CETA And Other Public Employment Programs		1 Vacant Land		Tax Title Liens	725,560.13
MUNICIPAL FUNCTIONS TOTAL	19,922,163.22	2 Residential		Foreclosed Property	765,462.50
CAPITAL IMPROVEMENTS *MEMO	1,066,074.54	3 Farm		Emergencies & Other Deferred Charges	232,393.04
DEBT SERVICE		4a Commercial (SEE PAGE 47)		State and Federal Aid Receivable	20,138.88
Principal Payments	559,192.63	4b Industrial		Other Receivables	1,095,454.89
Interest Payments	241,464.25	4c Apartments		Total	37,388,636.04
DEFERRED CHARGES	1,681,846.26	Total		LIABILITIES, RESERVES, AND SURPLUS	
SCHOOL, COUNTY, SPECIAL DISTRICT TAXES	39,651,186.20	Land Area 361.55 Sq. Miles		Cash Liabilities	18,418,896.58
RESERVE FOR UNCOLLECTED TAXES	3,701,818.03	Net Valuation Taxable-Municipal	1,656,821,696	Reserves for Receivables	4,384,441.26
EXPENDITURES TOTAL	65,757,670.59	Net Valuation Taxable-County	1,997,555,928	Surplus Dec. 31, 1983	14,585,498.20
		State Equalized Valuation	2,018,794,814	Total	37,388,836.04
		State Equalization Ratio			

General Tax Rate Per \$100. 3.27
State Equalized Tax Rate 3.04

PER CAPITA:		PER CENT:	
Gross Debt	526.44	Gross Debt	2.69
Net Debt	286.15	Net Debt	1.46
Debt Service	32.03	Tax Levy Collected	93.67
Total Tax Levy	678.26	Tax Levy Cancelled, Abated	
Municipal Expenditures	284.99	or Adjusted	1.46

1981/3000

General Tax Rate Per \$100.	2.00
State Equalized Tax Rate	2.08

PER CAPITA:		PER CENT:	
Gross Debt	371.14	Gross Debt	1.36
Net Debt		Net Debt	
Debt Service	11.23	Tax Levy Collected	95.34
Total Tax Levy	600.65	Tax Levy Cancelled, Abated	
Municipal Expenditures	330.21	or Adjusted	.31

1981/3000	▽	* ABOVE DEBT SERVICE INCLUDES TYPE I SCHOOL DEBT	74	*Includes County Health Service Taxes or County Vocational School Taxes. See Table 13.
-----------	---	--	----	--

1001
Population 1980 2,798
Population 1983 2,912
S & P Rating
Moody Rating

General Tax Rate Per \$100. 2.39
State Equalized Tax Rate 2.39

ALEXANDRIA TWP. - HUNTERDON CO.
Form of Government:
Township Committee
Number of Members on Governing Body - 3

PER CAPITA: Gross Debt 282.59
Net Debt
Debt Service
Total Tax Levy 813.15
Municipal Expenditures 262.24
PER CENT: Gross Debt .88
Net Debt
Tax Levy Collected 89.39
Tax Levy Cancelled, Abated or Adjusted .38

EXPENDITURES		REVENUES-REALIZED		1983 PROPERTY TAX	
GENERAL GOVERNMENT				STATE EQUALIZED TAX RATE	
Governing Body & Public Boards		1983 Property Taxes Collected	2,126,483.99	Local District School Taxes 1.03	1,010,537.00
Municipal Clerk		1983 Payments in Lieu of Taxes		Regional & Consolidated School Tax .83	815,107.20
Financial Administration	10,810.00	Delinquent Tax & Lien Collections	242,232.56	School Taxes in Municipal Budget	
Assessment of Taxes	10,750.00	Business Personalty Replacement Taxes	45,779.40	County Taxes .45	438,375.81
Collection of Taxes	10,050.00	Taxes from Public Utilities	186,866.00	County Library Taxes .03	26,270.60
Planning, Housing & Development	10,890.05	Other Miscellaneous Tax Revenues		Local Municipal Purpose Taxes .05	50,000.00
Human Resources	2,000.00	State Aid Revenues	15,741.21	Veteran & Senior Citizen Taxes	24,500.00
Elections	600.00	Federal Aid Revenues		Total Taxes for Rate Computation 2.39	2,364,790.61
General Administration (other)	42,425.00	State and Local Fiscal Assistance Act Utilized	11,555.42	Special District Taxes	
JUDICIARY		Sale of Acquired Property		Bank Corp. Taxes	739.93
Municipal Courts	9,000.00	Other Miscellaneous Revenues	180,299.42	Added and Omitted Taxes	26,865.45
PUBLIC SAFETY		Total	2,808,958.00	Total Taxes Levied - ABSTRACT	2,367,895.99
Fire Protection	35,480.00	Prior Years Surplus Appropriated	300,000.00	Total Taxes Billed	2,378,863.26
Police Protection	38,970.00	REVENUES TOTAL	3,108,958.00	1983 TAXES COLLECTED	2,126,483.99
Civil Defense & Disaster Control		Reserve For Uncollected Taxes	318,500.00	1983 Taxes Cancelled, Abated or Adjusted	9,103.73
Environmental Inspection & Control	17,225.00			Transfer to Tax Title Liens or Foreclosed	8,232.05
Other Public Safety		CAPITAL OUTLAY TOTAL	11,014.74	Balance Outstanding Dec. 31, 1983	235,043.49
PUBLIC WORKS				PRIOR YEARS TAXES OUTSTANDING	
Streets and Drainage	205,075.00	Public Enterprises		Balance January 1, 1983	227,527.25
Sewers and Sewage Processing		Recreation—Culture		Collected in 1983	221,265.77
Garbage and Trash Disposal		Public Works	11,014.74	Cancelled, Abated or Adjusted 1983	.72
Public Buildings and Grounds		Buildings and Grounds		Transfers to Tax Title Liens or Foreclosed	2,339.30
Other Public Works		Library and Education		Balance December 31, 1983	3,921.46
HEALTH and WELFARE		Conservation		TAX TITLE LIENS OUTSTANDING	
Health Services Except Environmental	13,819.63	All Other		Balance January 1, 1983	30,893.39
Welfare-Public Assistance	2,950.00			Transfer From Taxes	10,761.61
Hospitals, Clinics, First Aid		CAPITAL DEBT AUTHORIZED, DECEMBER 31, 1983		Redeemed in 1983	20,966.79
Animal, Insect, & Rodent Control	3,725.00	ISSUED AND UNISSUED GROSS DEBT		Cancelled, Abated or Adjusted (1983)	760.06
Other Welfare Services		School	822,905	Transfers to Foreclosed Property	
RECREATION and CONSERVATION		Self-liquidating		Balance December 31, 1983	19,928.15
Beaches and Boardwalks		Other		PROPERTY ACQUIRED BY DEED OR FORECLOSURE	
Parks, Playgrounds, Shade Trees	1,100.00	Total	822,905	Balance January 1, 1983	21,200.00
Land Reclamation & Conservation	2,600.00	ISSUED AND OUTSTANDING		Transfers From Taxes or Liens	
Other Recreational Services		School	821,777.69	Sale for Cash (1983)	
EDUCATION (excluding schools)		Self-liquidating		Cancelled, Abated or Adjusted (1983)	
Libraries		Other		Balance December 31, 1983	21,200.00
Other Educational Services	981.00	Total	821,777.69	CURRENT FINANCES DECEMBER 31, 1983	
STATUTORY EXPENDITURES		EQUALIZED VALUATION BASIS		ASSETS	
Pensions & F. I. C. A.	18,500.00	FOR NET DEBT COMPUTATION	93,497,239	Cash Dec. 31, 1983	1,157,011.28
Employee Fringe Benefits		REAL PROPERTY VALUATIONS		Taxes Receivable	238,964.95
Other Statutory Expenditures	2,000.00	Code Class # of Parcels % VAL'N	ASSESSED VALUATION	Tax Title Liens	19,928.15
CETA And Other Public Employment Programs		1 Vacant Land 257 5.99	5,837,412.00	Foreclosed Property	21,200.00
MUNICIPAL FUNCTIONS TOTAL	438,950.68	2 Residential 762 66.35	64,684,098.00	Emergencies & Other Deferred Charges	15,670.07
CAPITAL IMPROVEMENTS *MEMO*	80,574.42	3 Farm 502 23.63	23,043,215.00	State and Federal Aid Receivable	
DEBT SERVICE		4a Commercial 22 3.35	3,268,900.00	Other Receivables	3,080.32
Principal Payments		4b Industrial 6 .58	569,100.00	Total	1,455,854.77
Interest Payments		4c Apartments 1 .10	93,100.00	LIABILITIES, RESERVES, AND SURPLUS	
		Total 1550	97,495,825.00	Cash Liabilities	760,526.76
DEFERRED CHARGES	6,182.04	Land Area 28.20 Sq. Miles		Reserves for Receivables	283,173.42
SCHOOL, COUNTY, SPECIAL DISTRICT TAXES	2,290,290.61	Net Valuation Taxable-Municipal	98,311,258	Surplus Dec. 31, 1983	412,154.59
RESERVE FOR UNCOLLECTED TAXES	318,500.00	Net Valuation Taxable-County	96,146,161	Total	1,455,854.77
EXPENDITURES TOTAL	3,053,923.33	State Equalized Valuation	98,243,059		
		State Equalization Ratio	100.07		

2101

Population 1980 **2,560**
 Population 1983 **2,708**
 S & P Rating
 Moody Rating

General Tax Rate Per \$100. **2.85**
 State Equalized Tax Rate **1.76**

ALLAMUCHY TOWNSHIP – WARREN CO.
Form of Government:
Small Municipality Plan C (OMCL 50)
Number of Members on Governing Body – 5

PER CAPITA:
 Gross Debt **147.71**
 Net Debt
 Debt Service
 Total Tax Levy **724.75**
 Municipal Expenditures **234.87**

PER CENT:
 Gross Debt **.41**
 Net Debt
 Tax Levy Collected **97.92**
 Tax Levy Cancelled, Abated or Adjusted

EXPENDITURES		REVENUES-REALIZED		1983 PROPERTY TAX	
GENERAL GOVERNMENT				STATE EQUALIZED TAX RATE 1.08	
Governing Body & Public Boards		1983 Property Taxes Collected	1,921,211.63	Local District School Taxes	1,172,961.00
Municipal Clerk	9,682.50	1983 Payments in Lieu of Taxes		Regional & Consolidated School Tax	
Financial Administration	15,592.08	Delinquent Tax & Lien Collections	35,912.54	School Taxes in Municipal Budget	
Assessment of Taxes	12,040.00	Business Personalty Replacement Taxes	39,596.84	County Taxes	.62 *
Collection of Taxes	34,170.00	Taxes from Public Utilities	217,986.00	County Library Taxes	.03
Planning, Housing & Development		Other Miscellaneous Tax Revenues		Local Municipal Purpose Taxes	.02
Human Resources		State Aid Revenues	8,190.82	Veteran & Senior Citizen Taxes	12,550.00
Elections		Federal Aid Revenues	9,513.00	Total Taxes for Rate Computation	1.75
General Administration (other)	115,333.59	State and Local Fiscal Assistance Act Utilized		Special District Taxes	
JUDICIARY		Sale of Acquired Property	209,705.59	Bank Corp. Taxes	4,670.80
Municipal Courts	25,910.00	Other Miscellaneous Revenues	2,442,116.42	Added and Omitted Taxes	50,135.30
PUBLIC SAFETY		Total	2,442,116.42	Total Taxes Levied - ABSTRACT	1,962,632.20
Fire Protection	44,000.00	Prior Years Surplus Appropriated	350,000.00	Total Taxes Billed	1,962,075.05
Police Protection	11,550.00	REVENUES TOTAL	2,792,116.42	1983 TAXES COLLECTED	1,921,211.63
Civil Defense & Disaster Control	700.00	Reserve For Uncollected Taxes	58,777.41	1983 Taxes Cancelled, Abated or Adjusted	
Environmental Inspection & Control	29,325.02	CAPITAL OUTLAY TOTAL	242,764.71	Transfer to Tax Title Liens or Foreclosed	1,324,483.00
Other Public Safety		Public Enterprises		Balance Outstanding Dec. 31, 1983	39,538.59
PUBLIC WORKS		Recreation—Culture	164,495.50	PRIOR YEARS TAXES OUTSTANDING	
Streets and Drainage	175,671.81	Public Works	24,363.00	Balance January 1, 1983	33,572.21
Sewers and Sewage Processing	2,600.00	Buildings and Grounds	53,906.21	Collected in 1983	33,488.90
Garbage and Trash Disposal	51,560.00	Library and Education		Cancelled, Abated or Adjusted 1983	
Public Buildings and Grounds		Conservation		Transfers to Tax Title Liens or Foreclosed	
Other Public Works		All Other		Balance December 31, 1983	83.31
HEALTH and WELFARE		CAPITAL DEBT AUTHORIZED, DECEMBER 31, 1983		TAX TITLE LIENS OUTSTANDING	
Health Services Except Environmental	1,750.00	ISSUED AND UNISSUED		Balance January 1, 1983	5,770.27
Welfare-Public Assistance	4,430.00	School	400,000	Transfer From Taxes	1,324.83
Hospitals, Clinics, First Aid	3,500.00	Self-liquidating		Redeemed in 1983	2,423.64
Animal, Insect, & Rodent Control	3,935.00	Other		Cancelled, Abated or Adjusted (1983)	
Other Welfare Services		Total	400,000	Transfers to Foreclosed Property	
RECREATION and CONSERVATION		ISSUED AND OUTSTANDING		Balance December 31, 1983	4,671.46
Beaches and Boardwalks		School	400,000.00	PROPERTY ACQUIRED BY DEED OR FORECLOSURE	
Parks, Playgrounds, Shade Trees		Self-Liquidating		Balance January 1, 1983	
Land Reclamation & Conservation		Other		Transfers From Taxes or Liens	
Other Recreational Services	7,000.00	Total	400,000.00	Sale for Cash (1983)	
EDUCATION (excluding schools)		EQUALIZED VALUATION BASIS		Cancelled, Abated or Adjusted (1983)	
Libraries		FOR NET DEBT COMPUTATION	98,424,645	Balance December 31, 1983	
Other Educational Services		REAL PROPERTY VALUATIONS		CURRENT FINANCES DECEMBER 31, 1983	
STATUTORY EXPENDITURES		Code Class # of Parcels % VAL'N		ASSETS	
Pensions & F. I. C. A.	20,000.00	1 Vacant Land 367 8.05	5,328,500.00	Cash Dec. 31, 1983	1,909,592.51
Employee Fringe Benefits	7,000.00	2 Residential 811 75.76	50,172,100.00	Taxes Receivable	39,621.90
Other Statutory Expenditures	1,500.00	3 Farm 170 5.34	3,541,550.00	Tax Title Liens	4,671.46
CETA And Other Public Employment Programs		4a Commercial 22 5.95	3,940,600.00	Foreclosed Property	
MUNICIPAL FUNCTIONS TOTAL	577,250.00	4b Industrial 1 .25	168,200.00	Emergencies & Other Deferred Charges	
CAPITAL IMPROVEMENTS *MEMO*	44,513.00	4c Apartments 1 4.64	3,070,000.00	State and Federal Aid Receivable	
DEBT SERVICE		Total 1372	66,220,950.00	Other Receivables	4,088.70
Principal Payments		Land Area 20.30 Sq. Miles		Total	1,957,974.57
Interest Payments		Net Valuation Taxable-Municipal	67,096,805	LIABILITIES, RESERVES, AND SURPLUS	
DEFERRED CHARGES		Net Valuation Taxable-County	104,260,431	Cash Liabilities	1,064,750.39
SCHOOL, COUNTY, SPECIAL DISTRICT TAXES	1,882,526.10	State Equalized Valuation	107,857,655	Reserves for Receivables	48,382.06
RESERVE FOR UNCOLLECTED TAXES	58,777.41	State Equalization Ratio	61.90	Surplus Dec. 31, 1983	844,842.12
EXPENDITURES TOTAL	2,518,553.51			Total	1,957,974.57

0201
 Population 1980 **5,901**
 Population 1983 **6,067**
 S & P Rating **A**
 Moody Rating **A**

General Tax Rate Per \$100. **3.39**
 State Equalized Tax Rate **2.35**

ALLENDALE BOROUGH – BERGEN CO.
Form of Government:
Borough Council
Number of Members on Governing Body – 6

PER CAPITA:
 Gross Debt **860.71**
 Net Debt **649.41**
 Debt Service **80.98**
 Total Tax Levy **1,072.52**
 Municipal Expenditures **589.77**

PER CENT:
 Gross Debt **2.06**
 Net Debt **1.55**
 Tax Levy Collected **97.36**
 Tax Levy Cancelled, Abated or Adjusted **.03**

EXPENDITURES		REVENUES-REALIZED		1983 PROPERTY TAX	
GENERAL GOVERNMENT				STATE EQUALIZED TAX RATE	
Governing Body & Public Boards		1983 Property Taxes Collected	6,333,570.25	Local District School Taxes	.92
Municipal Clerk		1983 Payments in Lieu of Taxes		Regional & Consolidated School Tax	.60
Financial Administration	8,500.00	Delinquent Tax & Lien Collections	178,836.34	School Taxes in Municipal Budget	
Assessment of Taxes	25,574.00	Business Personalty Replacement Taxes	46,442.04	County Taxes	.35
Collection of Taxes	37,090.00	Taxes from Public Utilities	1,032,879.00	County Library Taxes	
Planning, Housing & Development	12,000.00	Other Miscellaneous Tax Revenues		Local Municipal Purpose Taxes	.48
Human Resources	4,425.00	State Aid Revenues	48,864.99	Veteran & Senior Citizen Taxes	
Elections		Federal Aid Revenues		Total Taxes for Rate Computation	2.35
General Administration (other)	315,089.69	State and Local Fiscal Assistance Act Utilized	33,047.00	Special District Taxes	
JUDICIARY		Sale of Acquired Property		Bank Corp. Taxes	13,834.74
Municipal Courts	11,490.00	Other Miscellaneous Revenues	559,135.23	Added and Omitted Taxes	18,075.72
PUBLIC SAFETY		Total	8,232,774.85	Total Taxes Levied - ABSTRACT	6,506,965.69
Fire Protection	41,505.00	Prior Years Surplus Appropriated	600,000.00	Total Taxes Billed	6,505,607.98
Police Protection	670,485.05	REVENUES TOTAL	8,832,774.85	1983 TAXES COLLECTED	6,333,570.25
Civil Defense & Disaster Control	500.00	Reserve For Uncollected Taxes	291,826.90	1983 Taxes Cancelled, Abated or Adjusted	2,000.10
Environmental Inspection & Control	23,990.00	CAPITAL OUTLAY TOTAL	109,847.40	Transfer to Tax Title Liens or Foreclosed Balance Outstanding Dec. 31, 1983	105.09
Other Public Safety					169,932.54
PUBLIC WORKS		Public Enterprises		PRIOR YEARS TAXES OUTSTANDING	
Streets and Drainage	320,912.51	Recreation—Culture	14,711.82	Balance January 1, 1983	180,613.70
Sewers and Sewage Processing	473,726.00	Public Works		Collected in 1983	178,836.34
Garbage and Trash Disposal	202,500.00	Buildings and Grounds	95,135.58	Cancelled, Abated or Adjusted 1983	
Public Buildings and Grounds	92,653.00	Library and Education		Transfers to Tax Title Liens or Foreclosed Balance December 31, 1983	1,777.36
Other Public Works	44,004.00	Conservation		TAX TITLE LIENS OUTSTANDING	
HEALTH and WELFARE		All Other		Balance January 1, 1983	2,022.49
Health Services Except Environmental	20,717.00	CAPITAL DEBT AUTHORIZED, DECEMBER 31, 1983		Transfer From Taxes	105.09
Welfare-Public Assistance	2,000.00	ISSUED AND UNISSUED		Redeemed in 1983	
Hospitals, Clinics, First Aid	2,115.00	School	1,191,903	Cancelled, Abated or Adjusted (1983)	
Animal, Insect, & Rodent Control		Self-liquidating	90,000	Transfers to Foreclosed Property	
Other Welfare Services		Other	3,940,000	Balance December 31, 1983	2,127.58
RECREATION and CONSERVATION		Total	5,221,903	PROPERTY ACQUIRED BY DEED OR FORECLOSURE	
Beaches and Boardwalks		ISSUED AND OUTSTANDING		Balance January 1, 1983	4,900.00
Parks, Playgrounds, Shade Trees	67,824.00	School	1,191,903.48	Transfers From Taxes or Liens	
Land Reclamation & Conservation		Self-Liquidating	90,000.00	Sale for Cash (1983)	
Other Recreational Services	73,225.00	Other	3,940,000.00	Cancelled, Abated or Adjusted (1983)	
EDUCATION (excluding schools)		Total	5,221,903.48	Balance December 31, 1983	4,900.00
Libraries	108,000.00	EQUALIZED VALUATION BASIS		CURRENT FINANCES DECEMBER 31, 1983	
Other Educational Services		FOR NET DEBT COMPUTATION	253,794,321	ASSETS	
STATUTORY EXPENDITURES		REAL PROPERTY VALUATIONS		Cash Dec. 31, 1983	870,273.48
Pensions & F. I. C. A.	161,694.00	Code Class # of Parcels % VAL'N		Taxes Receivable	171,709.90
Employee Fringe Benefits	57,000.00	1 Vacant Land 114 2.24	4,265,000.00	Tax Title Liens	2,127.58
Other Statutory Expenditures	4,000.00	2 Residential 1711 81.82	155,640,900.00	Foreclosed Property	4,900.00
CETA And Other Public Employment Programs		3 Farm 9 .36	684,800.00	Emergencies & Other Deferred Charges	
MUNICIPAL FUNCTIONS TOTAL	2,781,019.25	4a Commercial 50 12.07	22,968,400.00	State and Federal Aid Receivable	
CAPITAL IMPROVEMENTS *MEMO*	26,886.00	4b Industrial 8 3.51	6,671,600.00	Other Receivables	2,317.00
DEBT SERVICE		4c Apartments		Total	1,051,327.96
Principal Payments	218,250.00	Total 1892	190,230,700.00	LIABILITIES, RESERVES, AND SURPLUS	
Interest Payments	273,068.98	Land Area 2.80 Sq. Miles		Cash Liabilities	294,198.84
DEFERRED CHARGES	13,982.69	Net Valuation Taxable-Municipal	191,372,633	Reserves for Receivables	181,054.48
SCHOOL, COUNTY, SPECIAL DISTRICT TAXES	5,165,013.05	Net Valuation Taxable-County	261,486,035	Surplus Dec. 31, 1983	576,074.64
RESERVE FOR UNCOLLECTED TAXES	291,826.90	State Equalized Valuation	275,025,172	Total	1,051,327.96
EXPENDITURES TOTAL	8,743,160.87	State Equalization Ratio	69.46		

1301
Population 1980 912
Population 1983 890
S & P Rating
Moody Rating

General Tax Rate Per \$100. 1.43
State Equalized Tax Rate 1.50

ALLENHURST BOROUGH – MONMOUTH CO.
Form of Government:
Commission (1911)
Number of Members on Governing Body – 3

PER CAPITA:
Gross Debt 765.96
Net Debt 765.96
Debt-Service 53.80
Total Tax Levy 693.71
Municipal Expenditures 1,154.76

PER CENT:
Gross Debt 1.81
Net Debt 1.81
Tax Levy Collected 93.52
Tax Levy Cancelled, Abated or Adjusted .73

EXPENDITURES		REVENUES-REALIZED		1983 PROPERTY TAX	
GENERAL GOVERNMENT				STATE EQUALIZED TAX RATE →	
Governing Body & Public Boards		1983 Property Taxes Collected	552,841.85	Local District School Taxes .19	77,253.00
Municipal Clerk		1983 Payments in Lieu of Taxes		Regional & Consolidated School Tax	
Financial Administration	8,925.00	Delinquent Tax & Lien Collections	38,732.47	School Taxes in Municipal Budget	
Assessment of Taxes	2,300.00	Business Personalty Replacement Taxes	11,771.28	County Taxes .55	217,871.78
Collection of Taxes	1,500.00	Taxes from Public Utilities	175,022.00	County Library Taxes .02	8,229.40
Planning, Housing & Development	2,050.00	Other Miscellaneous Tax Revenues		Local Municipal Purpose Taxes .74	294,315.21
Human Resources		State Aid Revenues	7,785.85	Veteran & Senior Citizen Taxes	5,900.00
Elections	300.00	Federal Aid Revenues		Total Taxes for Rate Computation 1.50	603,569.39
General Administration (other)	172,616.61	State and Local Fiscal Assistance Act Utilized	8,637.00	Special District Taxes	
JUDICIARY	8,595.00	Sale of Acquired Property	498,099.68	Bank Corp. Taxes	19,736.69
PUBLIC SAFETY		Other Miscellaneous Revenues		Added and Omitted Taxes	
Fire Protection	27,565.00	Total	1,292,890.13	Total Taxes Levied - ABSTRACT	617,406.08
Police Protection	284,012.50	Prior Years Surplus Appropriated	70,000.00	Total Taxes Billed	591,148.32
Civil Defense & Disaster Control		REVENUES TOTAL	1,362,890.13	1983 TAXES COLLECTED	552,841.85
Environmental Inspection & Control	2,175.00	Reserve For Uncollected Taxes	40,537.83	1983 Taxes Cancelled, Abated or Adjusted	4,319.71
Other Public Safety		CAPITAL OUTLAY TOTAL	88,029.31	Transfer to Tax Title Liens or Foreclosed	2,986.91
PUBLIC WORKS	71,136.00	Public Enterprises	67.50	Balance Outstanding Dec. 31, 1983	30,999.85
Streets and Drainage		Recreation—Culture	60,761.50	PRIOR YEARS TAXES OUTSTANDING	
Sewers and Sewage Processing	55,590.00	Public Works	27,200.31	Balance January 1, 1983	30,840.26
Garbage and Trash Disposal	8,575.00	Buildings and Grounds		Collected in 1983	30,036.74
Public Buildings and Grounds	11,405.00	Library and Education		Cancelled, Abated or Adjusted 1983	
Other Public Works		Conservation		Transfers to Tax Title Liens or Foreclosed	
HEALTH and WELFARE	3,355.00	All Other		Balance December 31, 1983	803.52
Health Services Except Environmental	105.00	CAPITAL DEBT AUTHORIZED, DECEMBER 31, 1983		TAX TITLE LIENS OUTSTANDING	
Welfare-Public Assistance	600.00	ISSUED AND UNISSUED		Balance January 1, 1983	9,218.47
Hospitals, Clinics, First Aid		School	204,500	Transfer From Taxes	2,986.91
Animal, Insect, & Rodent Control		Self-liquidating	477,203	Redeemed in 1983	8,695.73
Other Welfare Services		Other	477,203	Cancelled, Abated or Adjusted (1983)	
RECREATION and CONSERVATION	145,500.00	Total	681,703	Transfers to Foreclosed Property	
Beaches and Boardwalks	925.00	ISSUED AND OUTSTANDING		Balance December 31, 1983	3,509.65
Parks, Playgrounds, Shade Trees		School	204,500.00	PROPERTY ACQUIRED BY DEED OR	
Land Reclamation & Conservation		Self-Liquidating	213,600.00	FORECLOSURE	
Other Recreational Services	100.00	Other	418,100.00	Balance January 1, 1983	
EDUCATION (excluding schools)		Total		Transfers From Taxes or Liens	
Libraries		EQUALIZED VALUATION BASIS	37,740,742	Sale for Cash (1983)	
Other Educational Services		FOR NET DEBT COMPUTATION		Cancelled, Abated or Adjusted (1983)	
STATUTORY EXPENDITURES	86,122.97	REAL PROPERTY VALUATIONS		Balance December 31, 1983	
Pensions & F. I. C. A.	35,631.03	Code Class # of Parcels % VAL'N	ASSESSED VALUATION	CURRENT FINANCES DECEMBER 31, 1983	
Employee Fringe Benefits	5,586.50	1 Vacant Land 13 1.45	601,200.00	ASSETS	
Other Statutory Expenditures		2 Residential 289 82.06	33,951,100.00	Cash Dec. 31, 1983	354,671.38
CETA And Other Public Employment Programs	934,670.61	3 Farm		Taxes Receivable	31,803.37
MUNICIPAL FUNCTIONS	10,000.00	4a Commercial 25 12.23	5,059,800.00	Tax Title Liens	3,509.65
CAPITAL IMPROVEMENTS	*MEMO*	4b Industrial 1 3.20	1,324,000.00	Foreclosed Property	
DEBT SERVICE		4c Apartments 4 1.06	438,300.00	Emergencies & Other Deferred Charges	7,920.03
Principal Payments	38,715.58	Total 332	41,374,400.00	State and Federal Aid Receivable	
Interest Payments	9,170.00	Land Area .30 Sq. Miles		Other Receivables	98,863.60
DEFERRED CHARGES	4,638.53	Net Valuation Taxable-Municipal	41,867,737	Total	496,768.03
SCHOOL, COUNTY, SPECIAL DISTRICT TAXES	303,354.18	Net Valuation Taxable-County	40,119,585	LIABILITIES, RESERVES, AND SURPLUS	
RESERVE FOR UNCOLLECTED TAXES	40,537.83	State Equalized Valuation	39,850,902	Cash Liabilities	136,406.40
EXPENDITURES TOTAL	1,331,086.73	State Equalization Ratio	105.13	Reserves for Receivables	127,282.55
				Surplus Dec. 31, 1983	233,079.08
				Total	496,768.03

1302
Population 1980 1,962
Population 1983 1,960
S & P Rating
Moody Rating

General Tax Rate Per \$100.
4.71
State Equalized Tax Rate
2.75

ALLENTOWN BOROUGH – MONMOUTH CO.
Form of Government:
Borough Council
Number of Members on Governing Body – 6

PER CAPITA:
Gross Debt 1,418.40
Net Debt 400.46
Debt Service 47.77
Total Tax Levy 558.83
Municipal Expenditures 332.96
PER CENT:
Gross Debt 8.09
Net Debt 2.29
Tax Levy Collected 95.76
Tax Levy Cancelled, Abated or Adjusted .35

EXPENDITURES		REVENUES-REALIZED		1983 PROPERTY TAX	
GENERAL GOVERNMENT				STATE EQUALIZED TAX RATE →	
Governing Body & Public Boards		1983 Property Taxes Collected	1,040,610.18	Local District School Taxes	
Municipal Clerk		1983 Payments in Lieu of Taxes	39,030.54	Regional & Consolidated School Tax	1.68
Financial Administration	11,635.00	Delinquent Tax & Lien Collections	7,196.44	School Taxes in Municipal Budget	
Assessment of Taxes	9,390.00	Business Personalty Replacement Taxes	75,066.00	County Taxes	.50
Collection of Taxes	9,515.00	Taxes from Public Utilities		County Library Taxes	.02
Planning, Housing & Development	6,805.00	Other Miscellaneous Tax Revenues	43,561.29	Local Municipal Purpose Taxes	.55
Human Resources	100.00	State Aid Revenues	11,809.39	Veteran & Senior Citizen Taxes	
Elections	900.00	Federal Aid Revenues		Total Taxes for Rate Computation	2.75
General Administration (other)	74,936.00	State and Local Fiscal Assistance Act Utilized	150,418.25	Special District Taxes	
JUDICIARY		Sale of Acquired Property	1,367,692.09	Bank Corp. Taxes	8,897.16
Municipal Courts	21,983.00	Other Miscellaneous Revenues	270,000.00	Added and Omitted Taxes	2,167.60
PUBLIC SAFETY		Total	1,637,692.09	Total Taxes Levied - ABSTRACT	1,095,301.93
Fire Protection	24,505.00	Prior Years Surplus Appropriated	95,150.68	Total Taxes Billed	1,086,648.50
Police Protection	136,747.00	REVENUES TOTAL	724,988.36	1983 TAXES COLLECTED	1,040,610.18
Civil Defense & Disaster Control	100.00	Reserve For Uncollected Taxes		1983 Taxes Cancelled, Abated or Adjusted	3,768.00
Environmental Inspection & Control	9,480.00			Transfer to Tax Title Liens or Foreclosed	6,051.98
Other Public Safety				Balance Outstanding Dec. 31, 1983	36,218.34
PUBLIC WORKS				PRIOR YEARS TAXES OUTSTANDING	
Streets and Drainage	25,026.94			Balance January 1, 1983	38,052.34
Sewers and Sewage Processing				Collected in 1983	36,055.66
Garbage and Trash Disposal	51,600.00			Cancelled, Abated or Adjusted 1983	96.53
Public Buildings and Grounds	21,215.00			Transfers to Tax Title Liens or Foreclosed	1,899.37
Other Public Works				Balance December 31, 1983	.78
HEALTH and WELFARE				TAX TITLE LIENS OUTSTANDING	
Health Services Except Environmental	50.00			Balance January 1, 1983	11,511.02
Welfare-Public Assistance	3,540.00			Transfer From Taxes	8,227.27
Hospitals, Clinics, First Aid				Redeemed in 1983	2,974.88
Animal, Insect, & Rodent Control				Cancelled, Abated or Adjusted (1983)	
Other Welfare Services				Transfers to Foreclosed Property	
RECREATION and CONSERVATION				Balance December 31, 1983	16,763.41
Beaches and Boardwalks				PROPERTY ACQUIRED BY DEED OR	
Parks, Playgrounds, Shade Trees	300.00			FORECLOSURE	
Land Reclamation & Conservation	1,250.00			Balance January 1, 1983	8,700.00
Other Recreational Services	6,880.00			Transfers From Taxes or Liens	
EDUCATION (excluding schools)				Sale for Cash (1983)	
Libraries	4,850.00			Cancelled, Abated or Adjusted (1983)	
Other Educational Services				Balance December 31, 1983	8,700.00
STATUTORY EXPENDITURES				CURRENT FINANCES DECEMBER 31, 1983	
Pensions & F. I. C. A.	23,212.00			ASSETS	
Employee Fringe Benefits	10,600.00			Cash Dec. 31, 1983	337,182.28
Other Statutory Expenditures	2,000.00			Taxes Receivable	36,219.12
CETA And Other Public Employment Programs	456,619.94			Tax Title Liens	16,763.41
MUNICIPAL FUNCTIONS				Foreclosed Property	8,700.00
CAPITAL IMPROVEMENTS				Emergencies & Other Deferred Charges	8,600.00
MEMO				State and Federal Aid Receivable	842.38
DEBT SERVICE				Other Receivables	29,192.08
Principal Payments	83,610.90			Total	437,499.27
Interest Payments	10,025.00			LIABILITIES, RESERVES, AND SURPLUS	
DEFERRED CHARGES				Cash Liabilities	38,270.10
SCHOOL, COUNTY, SPECIAL DISTRICT TAXES	7,193.48			Reserves for Receivables	90,874.61
SCHOOL, COUNTY, SPECIAL DISTRICT TAXES	868,237.17			Surplus Dec. 31, 1983	308,354.56
RESERVE FOR UNCOLLECTED TAXES	95,150.68			Total	437,499.27
EXPENDITURES					
TOTAL	1,520,837.17				

1701
Population 1980 2,680
Population 1983 2,742
S & P Rating
Moody Rating

General Tax Rate Per \$100. 4.40
State Equalized Tax Rate 2.19

ALLOWAY TOWNSHIP - SALEM COUNTY
Form of Government:
Township Committee
Number of Members on Governing Body - 3

PER CAPITA:
Gross Debt 82.06
Net Debt 45.59
Debt Service 3.65
Total Tax Levy 423.72
Municipal Expenditures 199.79

PER CENT:
Gross Debt .46
Net Debt .25
Tax Levy Collected 85.89
Tax Levy Cancelled, Abated or Adjusted .22

EXPENDITURES		REVENUES-REALIZED		1983 PROPERTY TAX	
GENERAL GOVERNMENT				STATE EQUALIZED TAX RATE	
Governing Body & Public Boards		1983 Property Taxes Collected	995,460.45	Local District School Taxes 1.38	729,909.00
Municipal Clerk		1983 Payments in Lieu of Taxes		Regional & Consolidated School Tax	
Financial Administration	10,629.00	Delinquent Tax & Lien Collections	147,566.84	School Taxes in Municipal Budget	
Assessment of Taxes	45,910.00	Business Personalty Replacement Taxes	29,017.88	County Taxes .80	425,023.69
Collection of Taxes	9,485.00	Taxes from Public Utilities	239,963.00	County Library Taxes	
Planning, Housing & Development	3,245.00	Other Miscellaneous Tax Revenues		Local Municipal Purpose Taxes	
Human Resources		State Aid Revenues	17,898.46	Veteran & Senior Citizen Taxes	
Elections	1,400.00	Federal Aid Revenues		Total Taxes for Rate Computation 2.18	1,197,532.69
General Administration (other)	77,835.00	State and Local Fiscal Assistance Act Utilized	14,135.34	Special District Taxes	
JUDICIARY		Sale of Acquired Property	5,580.00	Bank Corp. Taxes	2,813.31
Municipal Courts	11,365.04	Other Miscellaneous Revenues	64,225.95	Added and Omitted Taxes	4,081.00
PUBLIC SAFETY		Total	1,513,847.92	Total Taxes Levied - ABSTRACT	1,161,827.00
Fire Protection	6,400.00	Prior Years Surplus Appropriated	182,322.07	Total Taxes Billed	1,159,013.69
Police Protection	28,615.00	REVENUES TOTAL	1,646,169.99	1983 TAXES COLLECTED	995,460.45
Civil Defense & Disaster Control	1,500.00	Reserve For Uncollected Taxes	168,000.00	1983 Taxes Cancelled, Abated or Adjusted	2,541.60
Environmental Inspection & Control	7,470.00	CAPITAL OUTLAY TOTAL	92,760.00	Transfer to Tax Title Liens or Foreclosed	4,558.00
Other Public Safety		Public Enterprises		Balance Outstanding Dec. 31, 1983	156,453.64
PUBLIC WORKS	118,100.00	Recreation—Culture		PRIOR YEARS TAXES OUTSTANDING	
Streets and Drainage		Public Works	92,760.00	Balance January 1, 1983	149,304.83
Sewers and Sewage Processing	5,825.00	Buildings and Grounds		Collected in 1983	145,302.21
Garbage and Trash Disposal	9,400.00	Library and Education		Cancelled, Abated or Adjusted 1983	
Public Buildings and Grounds		Conservation		Transfers to Tax Title Liens or Foreclosed	
Other Public Works		All Other		Balance December 31, 1983	4,002.62
HEALTH and WELFARE		CAPITAL DEBT AUTHORIZED, DECEMBER 31, 1983		TAX TITLE LIENS OUTSTANDING	
Health Services Except Environmental	930.00	ISSUED AND UNISSUED		Balance January 1, 1983	26,268.49
Welfare-Public Assistance	7,765.50	School	100,000	Transfer From Taxes	4,558.00
Hospitals, Clinics, First Aid	1,500.00	Self-liquidating	125,000	Redeemed in 1983	2,264.63
Animal, Insect, & Rodent Control	1,550.00	Other	125,000	Cancelled, Abated or Adjusted (1983)	
Other Welfare Services		Total	225,000	Transfers to Foreclosed Property	
RECREATION and CONSERVATION		ISSUED AND OUTSTANDING		Balance December 31, 1983	28,561.86
Beaches and Boardwalks	2,000.00	School	100,000.00	PROPERTY ACQUIRED BY DEED OR	
Parks, Playgrounds, Shade Trees		Self-Liquidating	117,760.00	FORECLOSURE	
Land Reclamation & Conservation	100.00	Other	217,760.00	Balance January 1, 1983	22,580.00
Other Recreational Services		Total	217,760.00	Transfers From Taxes or Liens	
EDUCATION (excluding schools)		EQUALIZED VALUATION BASIS		Sale for Cash (1983)	5,580.00
Libraries	1.00	FOR NET DEBT COMPUTATION	49,439,233	Cancelled, Abated or Adjusted (1983)	
Other Educational Services		REAL PROPERTY VALUATIONS		Balance December 31, 1983	17,000.00
STATUTORY EXPENDITURES	12,000.00	Code Class # of Parcels % VAL'N		CURRENT FINANCES DECEMBER 31, 1983	
Pensions & F. I. C. A.	3,500.00	1 Vacant Land 579 6.99	1,806,400.00	ASSETS	
Employee Fringe Benefits	1,200.00	2 Residential 739 64.57	16,684,680.00	Cash Dec. 31, 1983	471,704.19
Other Statutory Expenditures		3 Farm 543 24.77	6,400,300.00	Taxes Receivable	160,456.26
CETA And Other Public Employment Programs	367,725.54	4a Commercial 29 3.66	946,800.00	Tax Title Liens	28,561.86
MUNICIPAL FUNCTIONS TOTAL	10,000.00	4b Industrial		Foreclosed Property	17,000.00
CAPITAL IMPROVEMENTS *MEMO*		4c Apartments		Emergencies & Other Deferred Charges	366.52
DEBT SERVICE	10,000.00	Total 1890	25,838,180.00	State and Federal Aid Receivable	5,095.28
Principal Payments		Land Area 34.35 Sq. Miles		Other Receivables	19,573.09
Interest Payments		Net Valuation Taxable-Municipal	26,284,071	Total	702,757.20
DEFERRED CHARGES	2,097.83	Net Valuation Taxable-County	51,852,631	LIABILITIES, RESERVES, AND SURPLUS	
SCHOOL, COUNTY, SPECIAL DISTRICT TAXES	1,154,932.69	State Equalized Valuation	52,413,268	Cash Liabilities	136,640.87
RESERVE FOR UNCOLLECTED TAXES	1,702,756.06	State Equalization Ratio	49.72	Reserves for Receivables	225,591.21
EXPENDITURES TOTAL				Surplus Dec. 31, 1983	340,525.12
				Total	702,757.20

2102
Population 1980 2,644
Population 1983 2,660
S & P Rating
Moody Rating

General Tax Rate Per \$100. 2.51
State Equalized Tax Rate 2.25

ALPHA BOROUGH – WARREN COUNTY
Form of Government:
Borough Council
Number of Members on Governing Body – 6

PER CAPITA:
Gross Debt 469.55
Net Debt 71.43
Debt Service .85
Total Tax Levy 425.78
Municipal Expenditures 215.83

PER CENT:
Gross Debt 2.64
Net Debt .40
Tax Levy Collected 97.06
Tax Levy Cancelled, Abated or Adjusted

EXPENDITURES		REVENUES REALIZED		1983 PROPERTY TAX	
GENERAL GOVERNMENT				STATE EQUALIZED TAX RATE \rightarrow 1.33	
Governing Body & Public Boards		1983 Property Taxes Collected	1,095,642.78	Local District School Taxes	664,416.00
Municipal Clerk	8,725.00	1983 Payments in Lieu of Taxes		Regional & Consolidated School Tax	
Financial Administration	11,088.00	Delinquent Tax & Lien Collections	30,738.99	School Taxes in Municipal Budget	
Assessment of Taxes	9,770.00	Business Personalty Replacement Taxes	32,495.36	County Taxes	* 313,012.63
Collection of Taxes	3,900.00	Taxes from Public Utilities	128,254.96	County Library Taxes	
Planning, Housing & Development		Other Miscellaneous Tax Revenues		Local Municipal Purpose Taxes	.30 148,694.34
Human Resources	700.00	State Aid Revenues	33,547.86	Veteran & Senior Citizen Taxes	50,450.00
Elections	86,765.00	Federal Aid Revenues		Total Taxes for Rate Computation	2.26 1,176,572.97
General Administration (other)		State and Local Fiscal Assistance Act Utilized	11,387.00	Special District Taxes	
JUDICIARY		Sale of Acquired Property		Bank Corp. Taxes	4,895.97
Municipal Courts	5,750.00	Other Miscellaneous Revenues	94,569.59	Added and Omitted Taxes	1,547.42
PUBLIC SAFETY		Total	1,426,636.54	Total Taxes Levied - ABSTRACT	1,132,566.36
Fire Protection	17,800.00	Prior Years Surplus Appropriated	195,000.00	Total Taxes Billed	1,128,828.86
Police Protection	84,570.00	REVENUES TOTAL	1,621,636.54	1983 TAXES COLLECTED	1,095,642.78
Civil Defense & Disaster Control	50.00	Reserve For Uncollected Taxes	107,569.43	1983 Taxes Cancelled, Abated or Adjusted	
Environmental Inspection & Control	4,320.00	CAPITAL OUTLAY TOTAL	137,950.41	Transfer to Tax Title Liens or Foreclosed	4,540.40
Other Public Safety				Balance Outstanding Dec. 31, 1983	28,645.68
PUBLIC WORKS				PRIOR YEARS TAXES OUTSTANDING	
Streets and Drainage	110,500.00	Public Enterprises	137,950.41	Balance January 1, 1983	24,930.23
Sewers and Sewage Processing		Recreation—Culture		Collected in 1983	24,232.61
Garbage and Trash Disposal	57,082.00	Public Works		Cancelled, Abated or Adjusted 1983	
Public Buildings and Grounds	15,500.00	Buildings and Grounds		Transfers to Tax Title Liens or Foreclosed	632.78
Other Public Works		Library and Education		Balance December 31, 1983	64.84
HEALTH and WELFARE		Conservation		TAX TITLE LIENS OUTSTANDING	
Health Services Except Environmental	500.00	All Other		Balance January 1, 1983	15,271.55
Welfare-Public Assistance	400.00	CAPITAL DEBT AUTHORIZED, DECEMBER 31, 1983		Transfer From Taxes	5,262.69
Hospitals, Clinics, First Aid		ISSUED AND UNISSUED		Redeemed in 1983	6,506.38
Animal, Insect, & Rodent Control		School	100,000	Cancelled, Abated or Adjusted (1983)	
Other Welfare Services		Self-liquidating	959,000	Transfers to Foreclosed Property	
RECREATION and CONSERVATION		Other	190,000	Balance December 31, 1983	14,027.86
Beaches and Boardwalks		Total	1,249,000	PROPERTY ACQUIRED BY DEED OR	
Parks, Playgrounds, Shade Trees		ISSUED AND OUTSTANDING		FORECLOSURE	
Land Reclamation & Conservation		School	100,000.00	Balance January 1, 1983	192.50
Other Recreational Services		Self-Liquidating	959,000.00	Transfers From Taxes or Liens	
EDUCATION (excluding schools)		Other		Sale for Cash (1983)	
Libraries	15,004.00	Total	1,059,000.00	Cancelled, Abated or Adjusted (1983)	
Other Educational Services		EQUALIZED VALUATION BASIS		Balance December 31, 1983	192.50
STATUTORY EXPENDITURES		FOR NET DEBT COMPUTATION	47,358,181	CURRENT FINANCES DECEMBER 31, 1983	
Pensions & F. I. C. A.	16,850.00	REAL PROPERTY VALUATIONS		ASSETS	
Employee Fringe Benefits	7,200.00	Code Class # of Parcels % VAL'N		Cash Dec. 31, 1983	671,787.34
Other Statutory Expenditures	2,200.00	1 Vacant Land 102 2.22	988,800.00	Taxes Receivable	28,710.52
CETA And Other Public Employment Programs		2 Residential 736 75.58	33,739,050.00	Tax Title Liens	14,027.86
MUNICIPAL FUNCTIONS TOTAL	458,674.00	3 Farm 16 1.21	537,500.00	Foreclosed Property	192.50
CAPITAL IMPROVEMENTS *MEMO*	15,000.00	4a Commercial 47 8.63	3,853,400.00	Emergencies & Other Deferred Charges	8,351.58
DEBT SERVICE		4b Industrial 13 8.31	3,710,200.00	State and Federal Aid Receivable	1,820.09
Principal Payments	1,192.63	4c Apartments 5 4.05	1,809,900.00	Other Receivables	848.83
Interest Payments	1,078.00	Total 919	44,638,850.00	Total	725,738.72
DEFERRED CHARGES	5,580.52	Land Area 1.70 Sq. Miles		LIABILITIES, RESERVES, AND SURPLUS	
SCHOOL, COUNTY, SPECIAL DISTRICT TAXES	977,428.63	Net Valuation Taxable-Municipal	44,905,635	Cash Liabilities	398,726.34
RESERVE FOR UNCOLLECTED TAXES	107,569.43	Net Valuation Taxable-County	48,817,674	Reserves for Receivables	43,779.71
EXPENDITURES TOTAL	1,551,523.21	State Equalized Valuation	49,987,308	Surplus Dec. 31, 1983	283,232.67
		State Equalization Ratio	89.78	Total	725,738.72

0202

Population 1980 1,549
 Population 1983 1,541
 S & P Rating
 Moody Rating

General Tax Rate Per \$100. .97
 State Equalized Tax Rate 1.02

ALPINE BOROUGH – BERGEN COUNTY
Form of Government:
Borough Council
Number of Members on Governing Body – 6

PER CAPITA:
 Gross Debt 319.27
 Net Debt 283.58
 Debt Service
 Total Tax Levy 1,342.37
 Municipal Expenditures 635.81

PER CENT:
 Gross Debt .27
 Net Debt .24
 Tax Levy Collected 91.32
 Tax Levy Cancelled, Abated or Adjusted .62

EXPENDITURES		REVENUES-REALIZED		1983 PROPERTY TAX	
GENERAL GOVERNMENT				STATE EQUALIZED TAX RATE	
Governing Body & Public Boards		1983 Property Taxes Collected	1,899,530.95	Local District School Taxes .51	1,041,794.00
Municipal Clerk		1983 Payments in Lieu of Taxes		Regional & Consolidated School Tax	
Financial Administration	17,180.00	Delinquent Tax & Lien Collections	98,647.87	School Taxes in Municipal Budget	
Assessment of Taxes	9,360.00	Business Personalty Replacement Taxes	14,812.48	County Taxes .35	709,123.62
Collection of Taxes	6,820.00	Taxes from Public Utilities	291,644.00	County Library Taxes	
Planning, Housing & Development	7,802.00	Other Miscellaneous Tax Revenues		Local Municipal Purpose Taxes .15	307,512.22
Human Resources		State Aid Revenues	9,437.98	Veteran & Senior Citizen Taxes	7,950.00
Elections	645.00	Federal Aid Revenues		Total Taxes for Rate Computation 1.01	2,066,379.84
General Administration (other)	86,195.00	State and Local Fiscal Assistance Act Utilized	5,790.00	Special District Taxes	
JUDICIARY		Sale of Acquired Property		Bank Corp. Taxes	
Municipal Courts	16,600.00	Other Miscellaneous Revenues	189,133.26	Added and Omitted Taxes	10,159.81
PUBLIC SAFETY		Total	2,508,996.54	Total Taxes Levied - ABSTRACT	2,068,589.65
Fire Protection	47,865.00	Prior Years Surplus Appropriated	180,000.00	Total Taxes Billed	2,080,192.49
Police Protection	381,244.00	REVENUES TOTAL	2,688,996.54	1983 TAXES COLLECTED	1,899,530.95
Civil Defense & Disaster Control		Reserve For Uncollected Taxes	146,803.60	1983 Taxes Cancelled, Abated or Adjusted	12,966.00
Environmental Inspection & Control	14,150.00	CAPITAL OUTLAY TOTAL	15,199.71	Transfer to Tax Title Liens or Foreclosed	35,481.63
Other Public Safety				Balance Outstanding Dec. 31, 1983	132,213.91
PUBLIC WORKS				PRIOR YEARS TAXES OUTSTANDING	
Streets and Drainage	89,246.46	Public Enterprises		Balance January 1, 1983	130,732.58
Sewers and Sewage Processing		Recreation—Culture		Collected in 1983	92,302.37
Garbage and Trash Disposal		Public Works	9,531.87	Cancelled, Abated or Adjusted 1983	
Public Buildings and Grounds	8,540.00	Buildings and Grounds	5,667.84	Transfers to Tax Title Liens or Foreclosed	37,782.45
Other Public Works	17,717.00	Library and Education		Balance December 31, 1983	647.76
HEALTH and WELFARE		Conservation		TAX TITLE LIENS OUTSTANDING	
Health Services Except Environmental	15,100.00	All Other		Balance January 1, 1983	8,242.20
Welfare-Public Assistance	700.00	CAPITAL DEBT AUTHORIZED, DECEMBER 31, 1983		Transfer From Taxes	82,840.21
Hospitals, Clinics, First Aid		ISSUED AND UNISSUED GROSS DEBT		Redeemed in 1983	6,345.50
Animal, Insect, & Rodent Control	1,700.00	School	55,000	Cancelled, Abated or Adjusted (1983)	
Other Welfare Services		Self-Liquidating	437,000	Transfers to Foreclosed Property	
RECREATION and CONSERVATION		Other	492,000	Balance December 31, 1983	84,736.91
Beaches and Boardwalks	900.00	Total	437,000	PROPERTY ACQUIRED BY DEED OR FORECLOSURE	
Parks, Playgrounds, Shade Trees	375.00	ISSUED AND OUTSTANDING		Balance January 1, 1983	
Land Reclamation & Conservation	1,470.00	School	55,000.00	Transfers From Taxes or Liens	
Other Recreational Services		Self-Liquidating		Sale for Cash (1983)	
EDUCATION (excluding schools)		Other		Cancelled, Abated or Adjusted (1983)	
Libraries		Total	55,000.00	Balance December 31, 1983	
Other Educational Services		EQUALIZED VALUATION BASIS		CURRENT FINANCES DECEMBER 31, 1983	
STATUTORY EXPENDITURES		FOR NET DEBT COMPUTATION	180,917,411	ASSETS	
Pensions & F. I. C. A.	67,562.00	REAL PROPERTY VALUATIONS		Cash Dec. 31, 1983	754,391.85
Employee Fringe Benefits	29,035.00	Code Class # of Parcels % VAL'N		Taxes Receivable	132,861.67
Other Statutory Expenditures		1 Vacant Land 153 15.38		Tax Title Liens	84,736.91
CETA And Other Public Employment Programs		2 Residential 469 78.01		Foreclosed Property	
MUNICIPAL FUNCTIONS		3 Farm 26 6.61		Emergencies & Other Deferred Charges	37,513.44
CAPITAL IMPROVEMENTS		4a Commercial 26 6.61		State and Federal Aid Receivable	43,097.00
DEBT SERVICE		4b Industrial		Other Receivables	6,870.01
Principal Payments		4c Apartments		Total	1,059,470.88
Interest Payments		Total 648		LIABILITIES, RESERVES, AND SURPLUS	
DEFERRED CHARGES		Land Area 6.20 Sq. Miles		Cash Liabilities	157,158.18
SCHOOL, COUNTY, SPECIAL DISTRICT TAXES	12,766.10	Net Valuation Taxable-Municipal	213,405,431	Reserves for Receivables	224,468.59
RESERVE FOR UNCOLLECTED TAXES	1,750,917.62	Net Valuation Taxable-County	191,463,967	Surplus Dec. 31, 1983	677,844.11
EXPENDITURES		State Equalized Valuation	202,872,372	Total	1,059,470.88
TOTAL	2,730,693.78	State Equalization Ratio	105.21		

1901
 Population 1980 892
 Population 1983 895
 S & P Rating
 Moody Rating

General Tax Rate Per \$100.
 3.17
 State Equalized Tax Rate
 2.44

ANDOVER BOROUGH – SUSSEX COUNTY
Form of Government:
Borough Council
Number of Members on Governing Body – 6

PER CAPITA:
 Gross Debt 650.05
 Net Debt 35.28
 Debt Service
 Total Tax Levy 465.49
 Municipal Expenditures 265.20
 PER CENT:
 Gross Debt 3.41
 Net Debt .19
 Tax Levy Collected 89.36
 Tax Levy Cancelled, Abated or Adjusted

EXPENDITURES		REVENUES-REALIZED		1983 PROPERTY TAX	
GENERAL GOVERNMENT				STATE EQUALIZED TAX RATE →	
Governing Body & Public Boards		1983 Property Taxes Collected	370,451.03	Local District School Taxes	
Municipal Clerk	5,579.40	1983 Payments in Lieu of Taxes	438.25	Regional & Consolidated School Tax	1.73 294,146.14
Financial Administration	3,050.00	Delinquent Tax & Lien Collections	51,949.45	School Taxes in Municipal Budget	
Assessment of Taxes	4,750.00	Business Personalty Replacement Taxes	12,634.40	County Taxes	.67 * 113,503.20
Collection of Taxes	3,882.55	Taxes from Public Utilities	66,849.00	County Library Taxes	.04 6,709.56
Planning, Housing & Development		Other Miscellaneous Tax Revenues		Local Municipal Purpose Taxes	
Human Resources		State Aid Revenues	5,629.08	Veteran & Senior Citizen Taxes	6,950.00
Elections		Federal Aid Revenues		Total Taxes for Rate Computation	2.44 421,308.90
General Administration (other)	37,637.90	State and Local Fiscal Assistance Act Utilized	3,323.00	Special District Taxes	
JUDICIARY		Sale of Acquired Property		Bank Corp. Taxes	2,045.45
Municipal Courts	7,414.10	Other Miscellaneous Revenues	92,802.06	Added and Omitted Taxes	208.90
PUBLIC SAFETY		Total	604,076.27	Total Taxes Levied - ABSTRACT	416,613.25
Fire Protection	17,748.00	Prior Years Surplus Appropriated	125,000.00	Total Taxes Billed	414,567.80
Police Protection	11,575.51	REVENUES TOTAL	729,076.27	1983 TAXES COLLECTED	370,451.03
Civil Defense & Disaster Control	263.00	Reserve For Uncollected Taxes	84,679.07	1983 Taxes Cancelled, Abated or Adjusted	
Environmental Inspection & Control	3,160.00	CAPITAL OUTLAY TOTAL	1,243.84	Transfer to Tax Title Liens or Foreclosed	
Other Public Safety		Public Enterprises		Balance Outstanding Dec. 31, 1983	44,116.77
PUBLIC WORKS		Recreation—Culture	1,243.84	PRIOR YEARS TAXES OUTSTANDING	
Streets and Drainage	20,236.67	Public Works		Balance January 1, 1983	40,965.36
Sewers and Sewage Processing	3,000.00	Buildings and Grounds		Collected in 1983	36,943.93
Garbage and Trash Disposal	10,827.78	Library and Education		Cancelled, Abated or Adjusted 1983	
Public Buildings and Grounds		Conservation		Transfers to Tax Title Liens or Foreclosed	
Other Public Works		All Other		Balance December 31, 1983	4,021.43
HEALTH and WELFARE		CAPITAL DEBT AUTHORIZED, DECEMBER 31, 1983		TAX TITLE LIENS OUTSTANDING	
Health Services Except Environmental	5,200.00	ISSUED AND UNISSUED GROSS DEBT NET DEBT		Balance January 1, 1983	16,779.40
Welfare-Public Assistance	1,425.00	School 577,792 27,571		Transfer From Taxes	
Hospitals, Clinics, First Aid	500.00	Self-liquidating 4,000 4,000		Redeemed in 1983	15,005.52
Animal, Insect, & Rodent Control	1,300.00	Other 581,792 31,571		Cancelled, Abated or Adjusted (1983)	
Other Welfare Services		Total		Transfers to Foreclosed Property	
RECREATION and CONSERVATION		ISSUED AND OUTSTANDING		Balance December 31, 1983	1,773.88
Beaches and Boardwalks	8,124.49	School 557,792.15		PROPERTY ACQUIRED BY DEED OR	
Parks, Playgrounds, Shade Trees		Self-Liquidating		FORECLOSURE	
Land Reclamation & Conservation	1,600.00	Other		Balance January 1, 1983	
Other Recreational Services		Total	557,792.15	Transfers From Taxes or Liens	
EDUCATION (excluding schools)		EQUALIZED VALUATION BASIS FOR NET DEBT COMPUTATION	17,047,607	Sale for Cash (1983)	
Libraries		REAL PROPERTY VALUATIONS		Cancelled, Abated or Adjusted (1983)	
Other Educational Services		Code Class # of Parcels % VAL'N ASSESSED VALUATION		Balance December 31, 1983	
STATUTORY EXPENDITURES		1 Vacant Land 52 2.60 332,940.00		CURRENT FINANCES DECEMBER 31, 1983	
Pensions & F. I. C. A.	4,500.00	2 Residential 188 63.70 8,157,030.00		ASSETS	
Employee Fringe Benefits	550.00	3 Farm 21 2.88 368,200.00		Cash Dec. 31, 1983	352,113.67
Other Statutory Expenditures		4a Commercial 45 25.67 3,286,400.00		Taxes Receivable	48,138.20
CETA And Other Public Employment Programs		4b Industrial 3 2.57 329,300.00		Tax Title Liens	1,773.88
MUNICIPAL FUNCTIONS TOTAL	152,324.40	4c Apartments 2 2.58 331,000.00		Foreclosed Property	
CAPITAL IMPROVEMENTS *MEMO*	3,000.00	Total 311 12,804,870.00		Emergencies & Other Deferred Charges	9,111.71
DEBT SERVICE		Land Area 1.40 Sq. Miles		State and Federal Aid Receivable	
Principal Payments	351.00	Net Valuation Taxable-Municipal	13,074,426	Other Receivables	287.52
Interest Payments	414,358.90	Net Valuation Taxable-County	19,560,862	Total	411,424.98
DEFERRED CHARGES		State Equalized Valuation	16,923,885	LIABILITIES, RESERVES, AND SURPLUS	
SCHOOL, COUNTY, SPECIAL DISTRICT TAXES		State Equalization Ratio	76.89	Cash Liabilities	87,778.95
RESERVE FOR UNCOLLECTED TAXES				Reserves for Receivables	50,199.60
EXPENDITURES TOTAL	651,713.37			Surplus Dec. 31, 1983	273,446.43
				Total	411,424.98

1902
Population 1980 4,506
Population 1983 4,718
S & P Rating A
Moody Rating

General Tax Rate Per \$100. 2.45
State Equalized Tax Rate 2.47

ANDOVER TOWNSHIP – SUSSEX COUNTY
Form of Government:
Township Committee
Number of Members on Governing Body – 5

PER CAPITA:
Gross Debt 302.06
Net Debt 200.59
Debt Service 23.16
Total Tax Levy 708.23
Municipal Expenditures 264.06

PER CENT:
Gross Debt 1.12
Net Debt .74
Tax Levy Collected 92.85
Tax Levy Cancelled, Abated or Adjusted .58

EXPENDITURES		REVENUES-REALIZED		1983 PROPERTY TAX	
GENERAL GOVERNMENT				STATE EQUALIZED TAX RATE →	
Governing Body & Public Boards		1983 Property Taxes Collected	3,105,154.65	Local District School Taxes	
Municipal Clerk		1983 Payments in Lieu of Taxes		Regional & Consolidated School Tax	1.54
Financial Administration	15,000.00	Delinquent Tax & Lien Collections	183,421.71	School Taxes in Municipal Budget	
Assessment of Taxes	19,990.00	Business Personalty Replacement Taxes	62,434.28	County Taxes	.56
Collection of Taxes	17,005.00	Taxes from Public Utilities	243,474.00	County Library Taxes	.03
Planning, Housing & Development	48,200.00	Other Miscellaneous Tax Revenues		Local Municipal Purpose Taxes	.32
Human Resources		State Aid Revenues	23,333.94	Veteran & Senior Citizen Taxes	
Elections		Federal Aid Revenues		Total Taxes for Rate Computation	2.45
General Administration (other)	178,345.00	State and Local Fiscal Assistance Act Utilized	27,668.00	Special District Taxes	
JUDICIARY		Sale of Acquired Property		Bank Corp. Taxes	5,492.11
Municipal Courts	16,700.00	Other Miscellaneous Revenues		Added and Omitted Taxes	8,355.95
PUBLIC SAFETY		Total	3,830,631.76	Total Taxes Levied - ABSTRACT	3,341,423.55
Fire Protection	10,500.00	Prior Years Surplus Appropriated	300,000.00	Total Taxes Billed	3,344,239.20
Police Protection	250,980.00	REVENUES TOTAL	4,130,631.76	1983 TAXES COLLECTED	3,105,154.65
Civil Defense & Disaster Control	1,100.00	Reserve For Uncollected Taxes	265,851.23	1983 Taxes Cancelled, Abated or Adjusted	19,439.77
Environmental Inspection & Control	16,489.00	CAPITAL OUTLAY TOTAL	279,661.91	Transfer to Tax Title Liens or Foreclosed Balance Outstanding Dec. 31, 1983	28,128.77
Other Public Safety					191,516.01
PUBLIC WORKS				PRIOR YEARS TAXES OUTSTANDING	
Streets and Drainage	126,942.93	Public Enterprises		Balance January 1, 1983	151,014.28
Sewers and Sewage Processing		Recreation—Culture	85,533.45	Collected in 1983	140,518.90
Garbage and Trash Disposal	7,890.00	Public Works	122.06	Cancelled, Abated or Adjusted 1983	4.45
Public Buildings and Grounds	38,400.00	Buildings and Grounds	194,006.40	Transfers to Tax Title Liens or Foreclosed	9,376.49
Other Public Works		Library and Education		Balance December 31, 1983	1,114.44
HEALTH and WELFARE		Conservation		TAX TITLE LIENS OUTSTANDING	
Health Services Except Environmental	25,398.00	All Other		Balance January 1, 1983	36,461.59
Welfare-Public Assistance	4,220.00			Transfer From Taxes	38,724.13
Hospitals, Clinics, First Aid				Redeemed in 1983	42,902.81
Animal, Insect, & Rodent Control	1,773.00			Cancelled, Abated or Adjusted (1983)	.20
Other Welfare Services				Transfers to Foreclosed Property	
RECREATION and CONSERVATION				Balance December 31, 1983	32,282.71
Beaches and Boardwalks				PROPERTY ACQUIRED BY DEED OR FORECLOSURE	
Parks, Playgrounds, Shade Trees	21,910.92			Balance January 1, 1983	68,900.00
Land Reclamation & Conservation	1,000.00			Transfers From Taxes or Liens	
Other Recreational Services				Sale for Cash (1983)	
EDUCATION (excluding schools)				Cancelled, Abated or Adjusted (1983)	
Libraries				Balance December 31, 1983	68,900.00
Other Educational Services				CURRENT FINANCES DECEMBER 31, 1983	
STATUTORY EXPENDITURES				ASSETS	
Pensions & F. I. C. A.	58,011.00			Cash Dec. 31, 1983	524,891.93
Employee Fringe Benefits				Taxes Receivable	192,630.45
Other Statutory Expenditures	2,000.00			Tax Title Liens	32,282.71
CETA And Other Public Employment Programs				Foreclosed Property	68,900.00
MUNICIPAL FUNCTIONS TOTAL	861,854.85			Emergencies & Other Deferred Charges	39,676.50
CAPITAL IMPROVEMENTS *MEMO*	15,000.00			State and Federal Aid Receivable	4,643.34
DEBT SERVICE				Other Receivables	53,516.77
Principal Payments	42,000.00			Total	916,541.70
Interest Payments	67,250.00			LIABILITIES, RESERVES, AND SURPLUS	
				Cash Liabilities	226,716.34
DEFERRED CHARGES	3,900.90			Reserves for Receivables	347,329.93
SCHOOL, COUNTY, SPECIAL DISTRICT TAXES	2,839,238.11			Surplus Dec. 31, 1983	342,495.43
RESERVE FOR UNCOLLECTED TAXES	265,851.23			Total	916,541.70
EXPENDITURES TOTAL	4,135,095.09				

1303
 Population 1980 **17,015**
 Population 1983 **16,629**
 S & P Rating
 Moody Rating **AAA**

General Tax Rate Per \$100. **6.69**
 State Equalized Tax Rate **6.22**

ASBURY PARK CITY – MONMOUTH CO.
Form of Government:
Council-Manager (1923)
Number of Members on Governing Body – 5

PER CAPITA:
 Gross Debt **548.26**
 Net Debt **233.57**
 Debt Service **49.85**
 Total Tax Levy **549.44**
 Municipal Expenditures **643.46**

PER CENT:
 Gross Debt **6.84**
 Net Debt **2.91**
 Tax Levy Collected **87.36**
 Tax Levy Cancelled, Abated or Adjusted **.75**

EXPENDITURES		REVENUES-REALIZED		1983 PROPERTY TAX	
GENERAL GOVERNMENT				STATE EQUALIZED TAX RATE 1.92	
Governing Body & Public Boards		1983 Property Taxes Collected	7,955,342.19	Local District School Taxes	2,799,500.00
Municipal Clerk		1983 Payments in Lieu of Taxes	185,960.78	Regional & Consolidated School Tax	
Financial Administration	263,074.19	Delinquent Tax & Lien Collections	1,100,261.56	School Taxes in Municipal Budget	.02
Assessment of Taxes	82,073.84	Business Personalty Replacement Taxes	466,926.13	County Taxes	.57
Collection of Taxes	68,807.30	Taxes from Public Utilities	894,372.99	County Library Taxes	
Planning, Housing & Development	5,200.00	Other Miscellaneous Tax Revenues		Local Municipal Purpose Taxes	3.71
Human Resources	546,622.00	State Aid Revenues	1,211,417.15	Veteran & Senior Citizen Taxes	
Elections	3,290.29	Federal Aid Revenues		Total Taxes for Rate Computation	6.22
General Administration (other)	1,007,928.11	State and Local Fiscal Assistance Act Utilized	470,992.00	Special District Taxes	
JUDICIARY		Sale of Acquired Property	203,640.88	Bank Corp. Taxes	29,985.91
Municipal Courts	137,799.99	Other Miscellaneous Revenues	909,996.54	Added and Omitted Taxes	21,258.47
PUBLIC SAFETY		Total	13,398,910.22	Total Taxes Levied - ABSTRACT	9,136,705.31
Fire Protection	1,333,420.40	Prior Years Surplus Appropriated	130,000.00	Total Taxes Billed	9,106,719.40
Police Protection	1,855,692.34	REVENUES TOTAL	13,528,910.22	1983 TAXES COLLECTED	7,955,342.19
Civil Defense & Disaster Control	1,000.00	Reserve For Uncollected Taxes	1,330,963.08	1983 Taxes Cancelled, Abated or Adjusted	68,751.01
Environmental Inspection & Control		CAPITAL OUTLAY TOTAL	440,528.98	Transfer to Tax Title Liens or Foreclosed	133,972.28
Other Public Safety		Public Enterprises		Balance Outstanding Dec. 31, 1983	948,653.92
PUBLIC WORKS		Recreation—Culture		PRIOR YEARS TAXES OUTSTANDING	
Streets and Drainage	627,330.29	Public Works	286,060.32	Balance January 1, 1983	745,096.45
Sewers and Sewage Processing	329,761.71	Buildings and Grounds	154,468.66	Collected in 1983	654,515.43
Garbage and Trash Disposal	566,980.00	Library and Education		Cancelled, Abated or Adjusted 1983	28,622.56
Public Buildings and Grounds	74,838.29	Conservation		Transfers to Tax Title Liens or Foreclosed	61,758.46
Other Public Works	44,041.99	All Other		Balance December 31, 1983	200.00
HEALTH and WELFARE		CAPITAL DEBT AUTHORIZED, DECEMBER 31, 1983		TAX TITLE LIENS OUTSTANDING	
Health Services Except Environmental	158,080.71	ISSUED AND UNISSUED		Balance January 1, 1983	732,736.53
Welfare-Public Assistance	73,679.37	School	5,228,000	Transfer From Taxes	207,524.34
Hospitals, Clinics, First Aid		Self-liquidating	5,000	Redeemed in 1983	445,746.13
Animal, Insect, & Rodent Control		Other	3,884,000	Cancelled, Abated or Adjusted (1983)	5,173.90
Other Welfare Services		Total	9,117,000	Transfers to Foreclosed Property	67,069.28
RECREATION and CONSERVATION		ISSUED AND OUTSTANDING		Balance December 31, 1983	422,271.56
Beaches and Boardwalks		School	5,228,000.00	PROPERTY ACQUIRED BY DEED OR FORECLOSURE	
Parks, Playgrounds, Shade Trees	52,802.55	Self-Liquidating	5,000.00	Balance January 1, 1983	883,400.00
Land Reclamation & Conservation	45,000.00	Other	3,789,000.00	Transfers From Taxes or Liens	67,069.28
Other Recreational Services		Total	9,022,000.00	Sale for Cash (1983)	
EDUCATION (excluding schools)		EQUALIZED VALUATION BASIS		Cancelled, Abated or Adjusted (1983)	
Libraries	160,000.00	FOR NET DEBT COMPUTATION	133,369,097	Balance December 31, 1983	950,469.28
Other Educational Services		REAL PROPERTY VALUATIONS		CURRENT FINANCES DECEMBER 31, 1983	
STATUTORY EXPENDITURES		Code Class # of Parcels % VAL'N		ASSETS	
Pensions & F. I. C. A.	1,031,740.78	1 Vacant Land 200 .97	1,414,750.00	Cash Dec. 31, 1983	1,152,415.20
Employee Fringe Benefits		2 Residential 2165 39.61	57,475,650.00	Taxes Receivable	948,853.92
Other Statutory Expenditures		3 Farm		Tax Title Liens	422,271.56
CETA And Other Public Employment Programs		4a Commercial 404 17.08	24,788,750.00	Foreclosed Property	950,469.28
MUNICIPAL FUNCTIONS TOTAL	8,475,164.15	4b Industrial 6 .70	1,022,500.00	Emergencies & Other Deferred Charges	290.00
CAPITAL IMPROVEMENTS *MEMO*		4c Apartments 339 26.62	38,629,700.00	State and Federal Aid Receivable	77,083.14
DEBT SERVICE		Total 3114	123,331,350.00	Other Receivables	66,693.25
Principal Payments	342,000.00	Land Area 1.50 Sq. Miles		Total	3,618,076.35
Interest Payments	486,976.77	Net Valuation Taxable-Municipal	135,881,767	LIABILITIES, RESERVES, AND SURPLUS	
TYPE I SCHL DEBT *MEMO	251,810.50	Net Valuation Taxable-County	156,613,891	Cash Liabilities	516,999.97
DEFERRED CHARGES	65,000.00	State Equalized Valuation	145,221,835	Reserves for Receivables	2,388,288.01
SCHOOL, COUNTY, SPECIAL DISTRICT TAXES	3,665,300.93	State Equalization Ratio	92.96	Surplus Dec. 31, 1983	712,788.37
RESERVE FOR UNCOLLECTED TAXES	1,330,963.08			Total	3,618,076.35
EXPENDITURES TOTAL	14,365,404.93				

0102

Population 1980 40,199
 Population 1983 37,849
 S & P Rating A-
 Moody Rating BAA

General Tax Rate Per \$100. 4.32
 State Equalized Tax Rate 2.73

ATLANTIC CITY CITY - ATLANTIC COUNTY

Form of Government:

Mayor-Council Plan D (OMCL 50)

Number of Members on Governing Body - 5

PER CAPITA:

Gross Debt 699.00
 Net Debt 564.44
 Debt Service 74.53
 Total Tax Levy 1,813.31
 Municipal Expenditures 1,962.36

PER CENT:

Gross Debt 1.02
 Net Debt .83
 Tax Levy Collected 92.03
 Tax Levy Cancelled, Abated or Adjusted 1.11

EXPENDITURES		REVENUES-REALIZED		1983 PROPERTY TAX	
GENERAL GOVERNMENT				STATE EQUALIZED TAX RATE → .61	
Governing Body & Public Boards	1,822,127.79	1983 Property Taxes Collected 63,170,388.29		Local District School Taxes	14,861,019.00
Municipal Clerk	284,589.10	1983 Payments in Lieu of Taxes 611,189.01		Regional & Consolidated School Tax	
Financial Administration	894,134.20	Delinquent Tax & Lien Collections 8,604,965.44		School Taxes in Municipal Budget	
Assessment of Taxes	214,456.78	Business Personalty Replacement Taxes 1,699,035.12		County Taxes	13,141,096.47
Collection of Taxes	393,637.87	Taxes from Public Utilities 5,896,030.00		County Library Taxes	
Planning, Housing & Development	452,570.17	Other Miscellaneous Tax Revenues		Local Municipal Purpose Taxes	38,910,833.71
Human Resources	349,447.65	State Aid Revenues 4,250,936.64		Veteran & Senior Citizen Taxes	369,850.00
Elections		Federal Aid Revenues 31,296.54		Total Taxes for Rate Computation	67,282,799.18
General Administration (other)	8,362,273.29	State and Local Fiscal Assistance Act Utilized 1,170,414.00		Special District Taxes	
JUDICIARY		Sale of Acquired Property 8,449,756.31		Bank Corp. Taxes	40,384.29
Municipal Courts	594,461.79	Other Miscellaneous Revenues 7,500,000.00		Added and Omitted Taxes	1,678,610.83
PUBLIC SAFETY		Total 93,884,011.35		Total Taxes Levied - ABSTRACT	68,631,944.30
Fire Protection	10,591,375.27	Prior Years Surplus Appropriated 7,344,239.45		Total Taxes Billed	68,641,352.39
Police Protection	19,069,259.02	REVENUES TOTAL 101,384,011.35		1983 TAXES COLLECTED	63,170,388.29
Civil Defense & Disaster Control	144,047.91	Reserve For Uncollected Taxes 7,344,239.45		1983 Taxes Cancelled, Abated or Adjusted	765,152.05
Environmental Inspection & Control	2,006,281.14	CAPITAL OUTLAY TOTAL 1,894,485.98		Transfer to Tax Title Liens or Foreclosed	610,395.32
Other Public Safety	58,164.28	Public Enterprises 26,432.69		Balance Outstanding Dec. 31, 1983	4,095,416.73
PUBLIC WORKS		Recreation—Culture 1,868,053.29		PRIOR YEARS TAXES OUTSTANDING	
Streets and Drainage	2,448,744.47	Public Works		Balance January 1, 1983	6,674,305.00
Sewers and Sewage Processing		Buildings and Grounds		Collected in 1983	6,423,407.95
Garbage and Trash Disposal	3,351,681.15	Library and Education		Cancelled, Abated or Adjusted 1983	
Public Buildings and Grounds	1,222,417.00	Conservation		Transfers to Tax Title Liens or Foreclosed	185,232.31
Other Public Works		All Other		Balance December 31, 1983	65,664.74
HEALTH and WELFARE		CAPITAL DEBT AUTHORIZED, DECEMBER 31, 1983		TAX TITLE LIENS OUTSTANDING	
Health Services Except Environmental	1,728,342.37	ISSUED AND UNISSUED GROSS DEBT NET DEBT		Balance January 1, 1983	4,095,621.41
Welfare-Public Assistance	562,896.40	School 3,626,000		Transfer From Taxes	824,574.96
Hospitals, Clinics, First Aid		Self-liquidating 821,000		Redeemed in 1983	2,181,557.49
Animal, Insect, & Rodent Control	93,868.88	Other 22,009,429		Cancelled, Abated or Adjusted (1983)	
Other Welfare Services		Total 26,456,429		Transfers to Foreclosed Property	
RECREATION and CONSERVATION		ISSUED AND OUTSTANDING		Balance December 31, 1983	2,738,638.88
Beaches and Boardwalks	1,014,074.60	School 3,176,000.00		PROPERTY ACQUIRED BY DEED OR FORECLOSURE	
Parks, Playgrounds, Shade Trees	721,089.24	Self-Liquidating 346,000.00		Balance January 1, 1983	7,480,972.00
Land Reclamation & Conservation	38,000.00	Other 21,058,000.00		Transfers From Taxes or Liens	
Other Recreational Services	553,739.07	Total 24,580,000.00		Sale for Cash (1983)	
EDUCATION (excluding schools)		EQUALIZED VALUATION BASIS FOR NET DEBT COMPUTATION 2,584,242,112		Cancelled, Abated or Adjusted (1983)	
Libraries	526,649.93	REAL PROPERTY VALUATIONS		Balance December 31, 1983	7,480,972.00
Other Educational Services	202,173.20	Code Class # of Parcels % VAL'N ASSESSED VALUATION		CURRENT FINANCES DECEMBER 31, 1983	
STATUTORY EXPENDITURES		1 Vacant Land 3127 8.62 132,210,825.00		ASSETS	
Pensions & F. I. C. A.	5,790,751.16	2 Residential 9177 11.50 176,226,950.00		Cash Dec. 31, 1983	19,622,810.77
Employee Fringe Benefits		3 Farm 2119 77.18 1,183,083,945.00		Taxes Receivable	4,161,081.47
Other Statutory Expenditures	251,000.00	4a Commercial 22 .13 1,919,500.00		Tax Title Liens	2,738,638.88
CETA and Other Public Employment Programs		4c Apartments 263 2.58 39,505,400.00		Foreclosed Property	7,480,972.00
MUNICIPAL FUNCTIONS TOTAL 63,742,253.73		Total 14708 1,532,946,620.00		Emergencies & Other Deferred Charges	364,982.01
CAPITAL IMPROVEMENTS *MEMO* 350,000.00		Land Area 11.84 Sq. Miles		State and Federal Aid Receivable	28,856.97
DEBT SERVICE		Net Valuation Taxable-Municipal 1,549,335,778		Other Receivables	1,488,012.33
Principal Payments	780,000.00	Net Valuation Taxable-County 2,977,032,493		Total	35,885,354.43
Interest Payments	2,041,072.43	State Equalized Valuation 2,445,122,234		LIABILITIES, RESERVES, AND SURPLUS	
TYPE I SCHL DEBT *MEMO* 486,787.50		State Equalization Ratio 63.12		Cash Liabilities	7,044,624.77
DEFERRED CHARGES	365,806.65			Reserves for Receivables	15,868,704.68
SCHOOL, COUNTY, SPECIAL DISTRICT TAXES	28,002,115.47			Surplus Dec. 31, 1983	12,972,024.98
RESERVE FOR UNCOLLECTED TAXES	7,344,239.45			Total	35,885,354.43
EXPENDITURES TOTAL 102,275,487.73					

1981/3000

* ABOVE DEBT SERVICE INCLUDES TYPE I SCHOOL DEBT

1304
Population 1980 4,950
Population 1983 4,970
S & P Rating
Moody Rating AAA

General Tax Rate Per \$100.
5.01
State Equalized Tax Rate
2.72

ATLANTIC HIGHLANDS – MONMOUTH CO.
Form of Government:
Borough Council
Number of Members on Governing Body – 6

PER CAPITA:
Gross Debt 721.39
Net Debt 262.78
Debt Service 43.00
Total Tax Levy 705.33
Municipal Expenditures 385.10

PER CENT:
Gross Debt 3.09
Net Debt 1.13
Tax Levy Collected 94.78
Tax Levy Cancelled, Abated or Adjusted .44

EXPENDITURES		REVENUES-REALIZED		1983 PROPERTY TAX	
GENERAL GOVERNMENT				STATE EQUALIZED TAX RATE →	
Governing Body & Public Boards		1983 Property Taxes Collected		Local District School Taxes .61	786,794.00
Municipal Clerk		1983 Payments in Lieu of Taxes		Regional & Consolidated School Tax .86	1,105,971.78
Financial Administration	14,588.00	Delinquent Tax & Lien Collections		School Taxes in Municipal Budget	
Assessment of Taxes	3,044.00	Business Personalty Replacement Taxes		County Taxes .51 *	651,824.92
Collection of Taxes	37,797.00	Taxes from Public Utilities		County Library Taxes .02	23,989.00
Planning, Housing & Development	10,690.00	Other Miscellaneous Tax Revenues		Local Municipal Purpose Taxes .72	930,892.79
Human Resources		State Aid Revenues		Veteran & Senior Citizen Taxes	45,100.00
Elections	1,500.00	Federal Aid Revenues		Total Taxes for Rate Computation 2.72	3,544,572.49
General Administration (other)	165,215.00	State and Local Fiscal Assistance Act Utilized		Special District Taxes	
JUDICIARY		Sole of Acquired Property		Bank Corp. Taxes	1,444.15
Municipal Courts	35,539.00	Other Miscellaneous Revenues		Added and Omitted Taxes	4,557.69
PUBLIC SAFETY		Total		Total Taxes Levied - ABSTRACT	3,505,474.33
Fire Protection	28,200.00	Prior Years Surplus Appropriated		Total Taxes Billed	3,504,030.18
Police Protection	457,495.00	REVENUES TOTAL		1983 TAXES COLLECTED	3,321,275.86
Civil Defense & Disaster Control	800.00	Reserve For Uncollected Taxes		1983 Taxes Cancelled, Abated or Adjusted	15,408.70
Environmental Inspection & Control	8,465.00	CAPITAL OUTLAY TOTAL		Transfer to Tax Title Liens or Foreclosed	19,656.38
Other Public Safety				Balance Outstanding Dec. 31, 1983	147,689.24
PUBLIC WORKS				PRIOR YEARS TAXES OUTSTANDING	
Streets and Drainage	173,856.00	Public Enterprises		Balance January 1, 1983	142,730.22
Sewers and Sewage Processing		Recreation—Culture		Collected in 1983	131,912.35
Garbage and Trash Disposal	96,180.00	Public Works		Cancelled, Abated or Adjusted 1983	
Public Buildings and Grounds	83,715.00	Buildings and Grounds		Transfers to Tax Title Liens or Foreclosed	6,904.52
Other Public Works	30,000.00	Library and Education		Balance December 31, 1983	3,913.35
HEALTH and WELFARE		Conservation		TAX TITLE LIENS OUTSTANDING	
Health Services Except Environmental	1,400.00	All Other		Balance January 1, 1983	34,619.59
Welfare-Public Assistance	1,800.00	CAPITAL DEBT AUTHORIZED, DECEMBER 31, 1983		Transfer From Taxes	27,707.00
Hospitals, Clinics, First Aid		ISSUED AND UNISSUED GROSS DEBT NET DEBT		Redeemed in 1983	16,254.19
Animal, Insect, & Rodent Control		School 160,297		Cancelled, Abated or Adjusted (1983)	
Other Welfare Services		Self-liquidating 2,119,000		Transfers to Foreclosed Property	1,154.71
RECREATION and CONSERVATION		Other 1,306,000		Balance December 31, 1983	44,917.69
Beaches and Boardwalks		Total 3,585,297		PROPERTY ACQUIRED BY DEED OR	
Parks, Playgrounds, Shade Trees	18,650.00			FORECLOSURE	
Land Reclamation & Conservation		ISSUED AND OUTSTANDING		Balance January 1, 1983	62,645.29
Other Recreational Services	1,000.00	School 160,297.12		Transfers From Taxes or Liens	1,154.71
EDUCATION (excluding schools)		Self-Liquidating 1,960,000.00		Sale for Cash (1983)	6,950.00
Libraries	16,250.00	Other 1,192,400.00		Cancelled, Abated or Adjusted (1983)	
Other Educational Services		Total 3,312,697.12		Balance December 31, 1983	56,850.00
STATUTORY EXPENDITURES		EQUALIZED VALUATION BASIS		CURRENT FINANCES DECEMBER 31, 1983	
Pensions & F. I. C. A.	129,545.50	FOR NET DEBT COMPUTATION		ASSETS	
Employee Fringe Benefits	50,300.00	REAL PROPERTY VALUATIONS		Cash Dec. 31, 1983	463,924.85
Other Statutory Expenditures	4,000.00	Code Class # of Parcels % VAL'N		Taxes Receivable	151,602.59
CETA And Other Public Employment Programs		1 Vacant Land 224 2.90		Tax Title Liens	44,917.69
MUNICIPAL FUNCTIONS TOTAL	1,375,029.50	2 Residential 1378 80.87		Foreclosed Property	56,850.00
CAPITAL IMPROVEMENTS *MEMO*	5,000.00	3 Farm 1		Emergencies & Other Deferred Charges	40,000.00
DEBT SERVICE		4a Commercial 89 10.21		State and Federal Aid Receivable	2,557.10
Principal Payments	125,500.00	4b Industrial 3 .42		Other Receivables	7,694.26
Interest Payments	88,188.17	4c Apartments 9 5.60		Total	767,546.49
DEFERRED CHARGES	10,503.23	Total 1704		LIABILITIES, RESERVES, AND SURPLUS	
SCHOOL, COUNTY, SPECIAL DISTRICT TAXES	2,568,579.70	Land Area 1.20 Sq. Miles		Cash Liabilities	119,301.70
RESERVE FOR UNCOLLECTED TAXES	314,716.37	Net Valuation Taxable-Municipal		Reserves for Receivables	261,064.54
EXPENDITURES TOTAL	4,482,516.97	Net Valuation Taxable-County		Surplus Dec. 31, 1983	387,180.25
		State Equalized Valuation		Total	767,546.49
		State Equalization Ratio			

0401

Population 1980 9,533
 Population 1983 9,513
 S & P Rating A-
 Moody Rating A

General Tax Rate Per \$100. 5.76
 State Equalized Tax Rate 3.19

AUDUBON BOROUGH – CAMDEN COUNTY
Form of Government:
Commission (1911)
Number of Members on Governing Body – 3

PER CAPITA:
 Gross Debt 359.22
 Net Debt 72.66
 Debt Service 10.21
 Total Tax Levy 584.96
 Municipal Expenditures 235.29

PER CENT:
 Gross Debt 2.09
 Net Debt .42
 Tax Levy Collected 97.81
 Tax Levy Cancelled, Abated or Adjusted .07

EXPENDITURES		REVENUES-REALIZED		1983 PROPERTY TAX STATE EQUALIZED TAX RATE	
GENERAL GOVERNMENT					
Governing Body & Public Boards				Local District School Taxes 1.71	2,963,436.75
Municipal Clerk				Regional & Consolidated School Tax	
Financial Administration	12,800.00			School Taxes in Municipal Budget	
Assessment of Taxes	11,072.00			County Taxes 1.14 *	1,987,494.06
Collection of Taxes	77,985.88			County Library Taxes	
Planning, Housing & Development	7,000.00			Local Municipal Purpose Taxes .34	591,945.42
Human Resources	2,000.00			Veteran & Senior Citizen Taxes	168,150.00
Elections	9,100.00			Total Taxes for Rate Computation 3.19	5,711,026.23
General Administration (other)	237,341.36			Special District Taxes	
JUDICIARY				Bank Corp. Taxes	8,010.75
Municipal Courts	42,448.20			Added and Omitted Taxes	13,797.10
PUBLIC SAFETY				Total Taxes Levied - ABSTRACT	5,564,684.08
Fire Protection	64,700.00			Total Taxes Billed	5,557,871.29
Police Protection	456,760.47			1983 TAXES COLLECTED	5,436,244.57
Civil Defense & Disaster Control	5,380.00			1983 Taxes Cancelled, Abated or Adjusted	3,634.07
Environmental Inspection & Control	6,700.00			Transfer to Tax Title Liens or Foreclosed	8,000.64
Other Public Safety				Balance Outstanding Dec. 31, 1983	109,992.01
PUBLIC WORKS				PRIOR YEARS TAXES OUTSTANDING	
Streets and Drainage	198,001.79			Balance January 1, 1983	91,311.20
Sewers and Sewage Processing	81,017.79			Collected in 1983	83,880.16
Garbage and Trash Disposal	259,429.76			Cancelled, Abated or Adjusted 1983	852.15
Public Buildings and Grounds	19,314.40			Transfers to Tax Title Liens or Foreclosed	6,343.06
Other Public Works	113,574.55			Balance December 31, 1983	235.83
HEALTH and WELFARE				TAX TITLE LIENS OUTSTANDING	
Health Services Except Environmental	3,640.00			Balance January 1, 1983	11,546.32
Welfare-Public Assistance	5,000.00			Transfer From Taxes	15,573.97
Hospitals, Clinics, First Aid				Redeemed in 1983	9,447.59
Animal, Insect, & Rodent Control				Cancelled, Abated or Adjusted (1983)	
Other Welfare Services				Transfers to Foreclosed Property	
RECREATION and CONSERVATION				Balance December 31, 1983	17,672.70
Beaches and Boardwalks				PROPERTY ACQUIRED BY DEED OR FORECLOSURE	
Parks, Playgrounds, Shade Trees	6,100.00			Balance January 1, 1983	285.00
Land Reclamation & Conservation				Transfers From Taxes or Liens	
Other Recreational Services	5,735.00			Sale for Cash (1983)	
EDUCATION (excluding schools)				Cancelled, Abated or Adjusted (1983)	
Libraries	56,745.43			Balance December 31, 1983	285.00
Other Educational Services	200.00			CURRENT FINANCES DECEMBER 31, 1983	
STATUTORY EXPENDITURES				ASSETS	
Pensions & F. I. C. A.	170,600.00			Cash Dec. 31, 1983	2,374,318.70
Employee Fringe Benefits	61,500.00			Taxes Receivable	110,227.84
Other Statutory Expenditures	10,700.00			Tax Title Liens	17,672.70
CETA And Other Public Employment Programs				Foreclosed Property	285.00
MUNICIPAL FUNCTIONS				Emergencies & Other Deferred Charges	1,751.61
CAPITAL IMPROVEMENTS				State and Federal Aid Receivable	
DEBT SERVICE				Other Receivables	8,342.19
Principal Payments	35,000.00			Total	2,512,598.04
Interest Payments	62,121.30			LIABILITIES, RESERVES, AND SURPLUS	
DEFERRED CHARGES				Cash Liabilities	1,586,429.76
SCHOOL, COUNTY, SPECIAL DISTRICT TAXES	4,950,930.81			Reserves for Receivables	136,527.73
RESERVE FOR UNCOLLECTED TAXES	164,465.57			Surplus Dec. 31, 1983	789,640.55
EXPENDITURES	7,189,253.32			Total	2,512,598.04

0402
 Population 1980 **1,274**
 Population 1983 **1,248**
 S & P Rating
 Moody Rating

General Tax Rate Per \$100. **5.12**
 State Equalized Tax Rate **5.17**

AUDUBON PARK BOROUGH – CAMDEN CO.
Form of Government:
Borough Council
Number of Members on Governing Body – 6

PER CAPITA:
 Gross Debt
 Net Debt
 Debt Service
 Total Tax Levy **159.10**
 Municipal Expenditures **145.02**

PER CENT:
 Gross Debt
 Net Debt
 Tax Levy Collected **100.00**
 Tax Levy Cancelled, Abated or Adjusted

EXPENDITURES		REVENUES-REALIZED		1983 PROPERTY TAX	
GENERAL GOVERNMENT				STATE EQUALIZED TAX RATE ↓	
Governing Body & Public Boards		1983 Property Taxes Collected	198,654.62	Local District School Taxes 1.56	60,000.00
Municipal Clerk		1983 Payments in Lieu of Taxes		Regional & Consolidated School Tax	
Financial Administration	7,828.00	Delinquent Tax & Lien Collections		School Taxes in Municipal Budget	
Assessment of Taxes	725.00	Business Personalty Replacement Taxes	8,899.36	County Taxes 1.24 *	47,541.23
Collection of Taxes	409.00	Taxes from Public Utilities	19,771.00	County Library Taxes .03	1,043.68
Planning, Housing & Development		Other Miscellaneous Tax Revenues		Local Municipal Purpose Taxes 2.34	89,970.00
Human Resources		State Aid Revenues	29,829.93	Veteran & Senior Citizen Taxes	
Elections	1,920.00	Federal Aid Revenues	5,901.00	Total Taxes for Rate Computation 5.17	198,554.91
General Administration (other)	30,075.00	State and Local Fiscal Assistance Act Utilized		Special District Taxes	
JUDICIARY		Sale of Acquired Property		Bank Corp. Taxes	
Municipal Courts	6,297.91	Other Miscellaneous Revenues	24,444.92	Added and Omitted Taxes	
PUBLIC SAFETY		Total	287,500.83	Total Taxes Levied - ABSTRACT	198,554.91
Fire Protection	6,600.00	Prior Years Surplus Appropriated	30,000.00	Total Taxes Billed	198,654.62
Police Protection	94,330.00	REVENUES TOTAL	317,500.83	1983 TAXES COLLECTED	198,654.62
Civil Defense & Disaster Control	50.00	Reserve For Uncollected Taxes		1983 Taxes Cancelled, Abated or Adjusted	
Environmental Inspection & Control				Transfer to Tax Title Liens or Foreclosed	
Other Public Safety				Balance Outstanding Dec. 31, 1983	
PUBLIC WORKS		CAPITAL OUTLAY TOTAL		PRIOR YEARS TAXES OUTSTANDING	
Streets and Drainage	900.00	Public Enterprises		Balance January 1, 1983	
Sewers and Sewage Processing		Recreation—Culture		Collected in 1983	
Garbage and Trash Disposal		Public Works		Cancelled, Abated or Adjusted 1983	
Public Buildings and Grounds		Buildings and Grounds		Transfers to Tax Title Liens or Foreclosed	
Other Public Works	886.00	Library and Education		Balance December 31, 1983	
HEALTH and WELFARE		Conservation		TAX TITLE LIENS OUTSTANDING	
Health Services Except Environmental	2,115.00	All Other		Balance January 1, 1983	
Welfare-Public Assistance	1,516.20			Transfer From Taxes	
Hospitals, Clinics, First Aid		CAPITAL DEBT AUTHORIZED, DECEMBER 31, 1983		Redeemed in 1983	
Animal, Insect, & Rodent Control		ISSUED AND UNISSUED GROSS DEBT	NET DEBT	Cancelled, Abated or Adjusted (1983)	
Other Welfare Services		School		Transfers to Foreclosed Property	
RECREATION and CONSERVATION		Self-Liquidating		Balance December 31, 1983	
Beaches and Boardwalks		Other		PROPERTY ACQUIRED BY DEED OR FORECLOSURE	
Parks, Playgrounds, Shade Trees	150.00	Total		Balance January 1, 1983	
Land Reclamation & Conservation				Transfers From Taxes or Liens	
Other Recreational Services	1,313.00	ISSUED AND OUTSTANDING		Sale for Cash (1983)	
EDUCATION (excluding schools)		School		Cancelled, Abated or Adjusted (1983)	
Libraries	3,031.00	Self-Liquidating		Balance December 31, 1983	
Other Educational Services		Other		CURRENT FINANCES DECEMBER 31, 1983	
STATUTORY EXPENDITURES		Total		ASSETS	
Pensions & F. I. C. A.	16,827.00	EQUALIZED VALUATION BASIS	3,749,439	Cash Dec. 31, 1983	107,948.55
Employee Fringe Benefits	4,500.00	FOR NET DEBT COMPUTATION		Taxes Receivable	
Other Statutory Expenditures	1,400.76	REAL PROPERTY VALUATIONS		Tax Title Liens	
CETA And Other Public Employment Programs		Code Class # of Parcels % VAL'N	ASSESSED VALUATION	Foreclosed Property	
MUNICIPAL FUNCTIONS TOTAL	180,873.87	1 Vacant Land		Emergencies & Other Deferred Charges	237.23
CAPITAL IMPROVEMENTS *MEMO*		2 Residential		State and Federal Aid Receivable	
DEBT SERVICE		3 Farm		Other Receivables	
Principal Payments		4a Commercial 1	3,798,600.00	Total	1,824.91
Interest Payments		4b Industrial		LIABILITIES, RESERVES, AND SURPLUS	
		4c Apartments		Cash Liabilities	46,154.60
		Total 1	3,798,600.00	Reserves for Receivables	1,824.91
DEFERRED CHARGES	107.04	Land Area .15 Sq. Miles	3,880,731	Surplus Dec. 31, 1983	62,031.18
SCHOOL, COUNTY, SPECIAL DISTRICT TAXES	108,584.91	Net Valuation Taxable-Municipal	4,047,950	Total	110,010.69
RESERVE FOR UNCOLLECTED TAXES		Net Valuation Taxable-County	3,843,866		
EXPENDITURES TOTAL	289,565.82	State Equalized Valuation	100.98		
		State Equalization Ratio			

0501

Population 1980 2,162
 Population 1983 2,232
 S & P Rating
 Moody Rating A

General Tax Rate Per \$100. 2.02
 State Equalized Tax Rate .84

AVALON BOROUGH – CAPE MAY COUNTY
Form of Government:
Mayor-Council Plan B (OMCL 50)
Number of Members on Governing Body – 5

PER CAPITA:
 Gross Debt 4,799.89
 Net Debt 3,052.02
 Debt Service 183.67
 Total Tax Levy 2,577.02
 Municipal Expenditures 1,802.89

PER CENT:
 Gross Debt 1.74
 Net Debt 1.10
 Tax Levy Collected 96.82
 Tax Levy Cancelled, Abated or Adjusted

EXPENDITURES		REVENUES-REALIZED		1983 PROPERTY TAX	
GENERAL GOVERNMENT				STATE EQUALIZED TAX RATE	
Governing Body & Public Boards	39,090.00	1983 Property Taxes Collected		Local District School Taxes	.13 869,596.50
Municipal Clerk	77,435.00	1983 Payments in Lieu of Taxes		Regional & Consolidated School Tax	
Financial Administration	56,174.40	Delinquent Tax & Lien Collections		School Taxes in Municipal Budget	
Assessment of Taxes	35,710.00	Business Personalty Replacement Taxes		County Taxes	.39 2,657,900.58
Collection of Taxes	62,440.00	Taxes from Public Utilities		County Library Taxes	.02 161,106.67
Planning, Housing & Development	33,376.00	Other Miscellaneous Tax Revenues		Local Municipal Purpose Taxes	.30 2,024,098.00
Human Resources		State Aid Revenues		Veteran & Senior Citizen Taxes	31,300.00
Elections	4,100.00	Federal Aid Revenues		Total Taxes for Rate Computation	.84 5,744,001.75
General Administration (other)	303,345.00	State and Local Fiscal Assistance Act Utilized		Special District Taxes	
JUDICIARY		Sale of Acquired Property		Bank Corp. Taxes	4,729.80
Municipal Courts	21,460.00	Other Miscellaneous Revenues		Added and Omitted Taxes	34,470.71
PUBLIC SAFETY		Total		Total Taxes Levied - ABSTRACT	5,751,902.26
Fire Protection	25,200.00	Prior Years Surplus Appropriated		Total Taxes Billed	5,747,044.10
Police Protection	634,017.81	REVENUES TOTAL		1983 TAXES COLLECTED	5,564,475.46
Civil Defense & Disaster Control	3,385.00	Reserve For Uncollected Taxes		1983 Taxes Cancelled, Abated or Adjusted	50.00
Environmental Inspection & Control	83,044.10	CAPITAL OUTLAY TOTAL		Transfer to Tax Title Liens or Foreclosed	10,039.56
Other Public Safety				Balance Outstanding Dec. 31, 1983	172,479.08
PUBLIC WORKS		Public Enterprises		PRIOR YEARS TAXES OUTSTANDING	
Streets and Drainage	562,687.70	Recreation—Culture		Balance January 1, 1983	246,714.83
Sewers and Sewage Processing		Public Works		Collected in 1983	235,845.73
Garbage and Trash Disposal	231,055.00	Buildings and Grounds		Cancelled, Abated or Adjusted 1983	150.00
Public Buildings and Grounds	319,012.30	Library and Education		Transfers to Tax Title Liens or Foreclosed	4,932.88
Other Public Works		Conservation		Balance December 31, 1983	5,786.22
HEALTH and WELFARE		All Other		TAX TITLE LIENS OUTSTANDING	
Health Services Except Environmental		CAPITAL DEBT AUTHORIZED, DECEMBER 31, 1983		Balance January 1, 1983	20,765.95
Welfare-Public Assistance	1,515.00	ISSUED AND UNISSUED GROSS DEBT		Transfer From Taxes	15,590.55
Hospitals, Clinics, First Aid	1,525.00	School		Redeemed in 1983	
Animal, Insect, & Rodent Control	2,300.00	Self-liquidating		Cancelled, Abated or Adjusted (1983)	
Other Welfare Services		Other		Transfers to Foreclosed Property	
RECREATION and CONSERVATION		Total		Balance December 31, 1983	36,356.50
Beaches and Boardwalks	268,873.26	ISSUED AND OUTSTANDING		PROPERTY ACQUIRED BY DEED OR	
Parks, Playgrounds, Shade Trees		School		FORECLOSURE	
Land Reclamation & Conservation	32,125.00	Self-Liquidating		Balance January 1, 1983	134,380.20
Other Recreational Services	70,385.00	Other		Transfers From Taxes or Liens	
EDUCATION (excluding schools)		Total		Sale for Cash (1983)	
Libraries	41,060.00	EQUALIZED VALUATION BASIS		Cancelled, Abated or Adjusted (1983)	
Other Educational Services		FOR NET DEBT COMPUTATION		Balance December 31, 1983	134,380.20
STATUTORY EXPENDITURES		REAL PROPERTY VALUATIONS		CURRENT FINANCES DECEMBER 31, 1983	
Pensions & F. I. C. A.	202,326.78	Code Class # of Parcels % VAL'N		ASSETS	
Employee Fringe Benefits	145,367.43	1 Vacant Land 563 4.82		Cash Dec. 31, 1983	1,897,185.60
Other Statutory Expenditures	40,000.00	2 Residential 3919 86.58		Taxes Receivable	178,265.30
CETA And Other Public Employment Programs		3 Farm		Tax Title Liens	36,356.50
MUNICIPAL FUNCTIONS TOTAL	3,297,009.78	4a Commercial 102 8.22		Foreclosed Property	134,380.20
CAPITAL IMPROVEMENTS *MEMO*		4b Industrial		Emergencies & Other Deferred Charges	96,000.00
DEBT SERVICE		4c Apartments 12 .38		State and Federal Aid Receivable	603.30
Principal Payments	210,712.65	Total 4596		Other Receivables	151,560.83
Interest Payments	199,231.53	Land Area 5.02 Sq. Miles		Total	2,494,351.73
DEFERRED CHARGES	88,677.07	Net Valuation Taxable-Municipal		LIABILITIES, RESERVES, AND SURPLUS	
SCHOOL, COUNTY, SPECIAL DISTRICT TAXES	3,688,603.75	Net Valuation Taxable-County		Cash Liabilities	1,237,875.52
RESERVE FOR UNCOLLECTED TAXES	228,427.15	State Equalized Valuation		Reserves for Receivables	500,562.83
EXPENDITURES TOTAL	7,712,661.93	State Equalization Ratio		Surplus Dec. 31, 1983	755,913.38
				Total	2,494,351.73

1305

Population 1980 2,337
 Population 1983 2,325
 S & P Rating
 Moody Rating A

General Tax Rate Per \$100. 2.00
 State Equalized Tax Rate 2.06

AVON-BY-THE-SEA BORO. - MONMOUTH CO.**Form of Government:****Commission (1911)****Number of Members on Governing Body - 3****PER CAPITA:**

Gross Debt 569.32
 Net Debt 569.32
 Debt Service 55.48
 Total Tax Levy 708.46
 Municipal Expenditures 589.19

PER CENT:

Gross Debt 1.77
 Net Debt 1.77
 Tax Levy Collected 95.51
 Tax Levy Cancelled, Abated or Adjusted .05

EXPENDITURES		REVENUES-REALIZED		1983 PROPERTY TAX	
GENERAL GOVERNMENT				STATE EQUALIZED TAX RATE <u>2.06</u>	
Governing Body & Public Boards		1983 Property Taxes Collected	1,566,026.31	Local District School Taxes	601,353.00
Municipal Clerk		1983 Payments in Lieu of Taxes		Regional & Consolidated School Tax	
Financial Administration	46,939.00	Delinquent Tax & Lien Collections	65,291.69	School Taxes in Municipal Budget	
Assessment of Taxes	4,537.00	Business Personalty Replacement Taxes	13,967.40	County Taxes	437,197.20 *
Collection of Taxes	17,254.00	Taxes from Public Utilities	132,306.00	County Library Taxes	
Planning, Housing & Development	1,585.00	Other Miscellaneous Tax Revenues		Local Municipal Purpose Taxes	600,300.00
Human Resources		State Aid Revenues	19,267.89	Veteran & Senior Citizen Taxes	23,050.00
Elections	1,500.00	Federal Aid Revenues		Total Taxes for Rate Computation	1,661,900.20
General Administration (other)	86,985.00	State and Local Fiscal Assistance Act Utilized	21,719.00	Special District Taxes	
JUDICIARY		Sale of Acquired Property		Bank Corp. Taxes	7,482.31
Municipal Courts	18,652.00	Other Miscellaneous Revenues	572,923.33	Added and Omitted Taxes	835.84
PUBLIC SAFETY		Total	2,391,501.62	Total Taxes Levied - ABSTRACT	1,647,168.35
Fire Protection	7,025.00	Prior Years Surplus Appropriated	252,000.00	Total Taxes Billed	1,639,686.04
Police Protection	360,556.00	REVENUES TOTAL	2,643,501.62	1983 TAXES COLLECTED	1,586,026.31
Civil Defense & Disaster Control	2.00	Reserve For Uncollected Taxes	113,441.71	1983 Taxes Cancelled, Abated or Adjusted	768.00
Environmental Inspection & Control	10,570.00	CAPITAL OUTLAY TOTAL	230,116.68	Transfer to Tax Title Liens or Foreclosed	1,610.00
Other Public Safety				Balance Outstanding Dec. 31, 1983	71,281.73
PUBLIC WORKS				PRIOR YEARS TAXES OUTSTANDING	
Streets and Drainage	176,886.00	Public Enterprises	22,010.23	Balance January 1, 1983	70,309.78
Sewers and Sewage Processing		Recreation—Culture		Collected in 1983	65,291.69
Garbage and Trash Disposal	99,465.00	Public Works	19,945.45	Cancelled, Abated or Adjusted 1983	70.11
Public Buildings and Grounds	26,549.00	Buildings and Grounds	188,161.00	Transfers to Tax Title Liens or Foreclosed	1,392.00
Other Public Works		Library and Education		Balance December 31, 1983	3,555.98
HEALTH and WELFARE		Conservation		TAX TITLE LIENS OUTSTANDING	
Health Services Except Environmental		All Other		Balance January 1, 1983	5,110.05
Welfare-Public Assistance	1,000.00	CAPITAL DEBT AUTHORIZED, DECEMBER 31, 1983		Transfer From Taxes	3,154.89
Hospitals, Clinics, First Aid		ISSUED AND UNISSUED		Redeemed in 1983	
Animal, Insect, & Rodent Control	1,303.00	School	580,074	Cancelled, Abated or Adjusted (1983)	4,979.28
Other Welfare Services		Self-liquidating	743,602	Transfers to Foreclosed Property	
RECREATION and CONSERVATION		Other	1,323,677	Balance December 31, 1983	3,285.66
Beaches and Boardwalks	72,435.00	ISSUED AND OUTSTANDING		PROPERTY ACQUIRED BY DEED OR FORECLOSURE	
Parks, Playgrounds, Shade Trees	50.00	School		Balance January 1, 1983	3,875.00
Land Reclamation & Conservation		Self-Liquidating	416,000.00	Transfers From Taxes or Liens	
Other Recreational Services	25,714.32	Other	629,725.00	Sale for Cash (1983)	
EDUCATION (excluding schools)		Total	1,045,725.00	Cancelled, Abated or Adjusted (1983)	
Libraries	27,400.00	EQUALIZED VALUATION BASIS FOR NET DEBT COMPUTATION	74,988,445	Balance December 31, 1983	3,875.00
Other Educational Services		REAL PROPERTY VALUATIONS		CURRENT FINANCES DECEMBER 31, 1983	
STATUTORY EXPENDITURES		Code Class # of Parcels % VAL'N	ASSESSED VALUATION	ASSETS	
Pensions & F. I. C. A.	100,659.74	1 Vacant Land 8 .28	230,200.00	Cash Dec. 31, 1983	637,205.58
Employee Fringe Benefits	28,020.00	2 Residential 799 83.70	68,295,800.00	Taxes Receivable	74,837.71
Other Statutory Expenditures	3,000.00	3 Farm		Tax Title Liens	3,285.66
CETA and Other Public Employment Programs		4a Commercial 54 8.98	7,330,000.00	Foreclosed Property	3,875.00
MUNICIPAL FUNCTIONS		4b Industrial 2 .48	390,500.00	Emergencies & Other Deferred Charges	19,200.00
CAPITAL IMPROVEMENTS *MEMO*	3,000.00	4c Apartments 11 6.56	5,354,300.00	State and Federal Aid Receivable	
DEBT SERVICE		Total 874	81,600,800.00	Other Receivables	9,080.00
Principal Payments	77,000.00	Land Area .40 Sq. Miles		Total	747,483.95
Interest Payments	51,981.23	Net Valuation Taxable-Municipal	81,969,025	LIABILITIES, RESERVES, AND SURPLUS	
DEFERRED CHARGES		Net Valuation Taxable-County	78,557,300	Cash Liabilities	265,200.22
SCHOOL, COUNTY, SPECIAL DISTRICT TAXES	1,038,550.20	State Equalized Valuation	79,515,461	Reserves for Receivables	91,078.37
RESERVE FOR UNCOLLECTED TAXES	113,441.71	State Equalization Ratio	103.10	Surplus Dec. 31, 1983	391,205.36
EXPENDITURES TOTAL	2,408,417.54			Total	747,483.95

1533

Population 1980 **8,702**
 Population 1983 **9,305**
 S & P Rating
 Moody Rating

General Tax Rate Per \$100. **3.77**
 State Equalized Tax Rate **2.71**

BARNEGAT TOWNSHIP – OCEAN COUNTY
Form of Government:
Township Committee
Number of Members on Governing Body – 3

PER CAPITA:
 Gross Debt **849.85**
 Net Debt **323.17**
 Debt Service **22.36**
 Total Tax Levy **511.98**
 Municipal Expenditures **261.47**

PER CENT:
 Gross Debt **4.93**
 Net Debt **1.88**
 Tax Levy Collected **90.58**
 Tax Levy Cancelled, Abated or Adjusted **2.02**

EXPENDITURES		REVENUES-REALIZED		1983 PROPERTY TAX	
GENERAL GOVERNMENT				STATE EQUALIZED TAX RATE	
Governing Body & Public Boards		1983 Property Taxes Collected	4,311,209.11	Local District School Taxes 1.58	2,738,719.25
Municipal Clerk	47,871.00	1983 Payments in Lieu of Taxes		Regional & Consolidated School Tax	
Financial Administration	37,021.00	Delinquent Tax & Lien Collections	326,312.62	School Taxes in Municipal Budget	
Assessment of Taxes	30,798.00	Business Personalty Replacement Taxes	14,785.64	County Taxes .43	* 751,553.03
Collection of Taxes	70,928.51	Taxes from Public Utilities	482,106.00	County Library Taxes .03	48,321.74
Planning, Housing & Development	14,226.00	Other Miscellaneous Tax Revenues		Local Municipal Purpose Taxes .67	1,156,000.00
Human Resources		State Aid Revenues	96,841.91	Veteran & Senior Citizen Taxes	99,300.00
Elections		Federal Aid Revenues		Total Taxes, for Rate Computation 2.71	4,793,894.02
General Administration (other)	161,909.00	State and Local Fiscal Assistance Act Utilized	113,104.67	Special District Taxes	
JUDICIARY		Sale of Acquired Property	37,129.06	Bank Corp. Taxes	4,191.95
Municipal Courts	34,073.00	Other Miscellaneous Revenues	369,463.74	Added and Omitted Taxes	65,146.79
PUBLIC SAFETY		Total	5,750,952.75	Total Taxes Levied - ABSTRACT	4,763,932.76
Fire Protection	57,960.00	Prior Years Surplus Appropriated	382,900.00	Total Taxes Billed	4,759,740.81
Police Protection	583,139.08	REVENUES TOTAL	6,133,852.75	1983 TAXES COLLECTED	4,311,209.11
Civil Defense & Disaster Control	50.00	Reserve For Uncollected Taxes	561,200.00	1983 Taxes Cancelled, Abated or Adjusted	96,035.57
Environmental Inspection & Control	5,500.00	CAPITAL OUTLAY TOTAL	126,749.40	Transfer to Tax Title Liens or Foreclosed	71,182.32
Other Public Safety				Balance Outstanding Dec. 31, 1983	281,313.81
PUBLIC WORKS		Public Enterprises		PRIOR YEARS TAXES OUTSTANDING	
Streets and Drainage	38,699.92	Recreation—Culture		Balance January 1, 1983	323,181.59
Sewers and Sewage Processing	915.00	Public Works	55,256.08	Collected in 1983	260,654.11
Garbage and Trash Disposal	28,500.00	Buildings and Grounds	71,493.32	Cancelled, Abated or Adjusted 1983	
Public Buildings and Grounds	65,644.00	Library and Education		Transfers to Tax Title Liens or Foreclosed	53,693.03
Other Public Works	162,000.00	Conservation		Balance December 31, 1983	8,834.45
HEALTH and WELFARE		All Other		TAX TITLE LIENS OUTSTANDING	
Health Services Except Environmental	1,000.00	CAPITAL DEBT AUTHORIZED, DECEMBER 31, 1983		Balance January 1, 1983	516,196.51
Welfare-Public Assistance	19,120.00	ISSUED AND UNISSUED		Transfer From Taxes	136,578.01
Hospitals, Clinics, First Aid	500.00	School	4,773,000	Redeemed in 1983	65,658.51
Animal, Insect, & Radent Control	9,348.00	Self-liquidating	1,370,000	Cancelled, Abated or Adjusted (1983)	
Other Welfare Services		Other	1,764,857	Transfers to Foreclosed Property	315,065.76
RECREATION and CONSERVATION		Total	7,907,857	Balance December 31, 1983	272,050.25
Beaches and Boardwalks	180.00	ISSUED AND OUTSTANDING		PROPERTY ACQUIRED BY DEED OR	
Parks, Playgrounds, Shade Trees		School	4,773,000.00	FORECLOSURE	
Land Reclamation & Conservation		Self-Liquidating	1,370,000.00	Balance January 1, 1983	3,722,035.24
Other Recreational Services	37,420.00	Other	1,415,000.00	Transfers From Taxes or Liens	315,065.76
EDUCATION (excluding schools)		Total	7,558,600.00	Sale for Cash (1983)	56,307.50
Libraries	1,400.00	EQUALIZED VALUATION BASIS		Cancelled, Abated or Adjusted (1983)	215,992.50
Other Educational Services	15,500.00	FOR NET DEBT COMPUTATION	160,378,582	Balance December 31, 1983	3,764,801.00
STATUTORY EXPENDITURES		REAL PROPERTY VALUATIONS		CURRENT FINANCES DECEMBER 31, 1983	
Pensions & F. I. C. A.	102,774.00	Code Class # of Parcels % VAL'N		ASSETS	
Employee Fringe Benefits	66,000.00	1 Vacant Land 4416 18.97	22,950,035.00	Cash Dec. 31, 1983	2,128,655.01
Other Statutory Expenditures	10,371.21	2 Residential 2967 74.36	89,965,700.00	Taxes Receivable	290,148.26
CETA And Other Public Employment Programs		3 Farm 42 .29	351,200.00	Tax Title Liens	272,050.25
MUNICIPAL FUNCTIONS TOTAL	1,602,847.72	4a Commercial 72 6.05	7,317,700.00	Foreclosed Property	3,764,801.00
CAPITAL IMPROVEMENTS *MEMO*		4b Industrial 8 .33	399,800.00	Emergencies & Other Deferred Charges	37,454.95
DEBT SERVICE		4c Apartments		State and Federal Aid Receivable	5,570.40
Principal Payments	57,100.00	Total 7505	120,984,435.00	Other Receivables	145,787.17
Interest Payments	150,932.98	Land Area 34.90 Sq. Miles		Total	6,644,467.04
DEFERRED CHARGES	60,940.58	Net Valuation Taxable-Municipal	124,703,318	LIABILITIES, RESERVES, AND SURPLUS	
SCHOOL, COUNTY, SPECIAL DISTRICT TAXES	3,538,594.02	Net Valuation Taxable-County	163,005,057	Cash Liabilities	1,533,463.28
RESERVE FOR UNCOLLECTED TAXES	561,200.00	State Equalized Valuation	171,986,526	Reserves for Receivables	4,472,786.68
EXPENDITURES TOTAL	5,971,615.30	State Equalization Ratio	71.90	Surplus Dec. 31, 1983	638,217.08
				Total	6,644,467.04

1501
Population 1980 619
Population 1983 641
S & P Rating
Moody Rating

General Tax Rate Per \$100. 1.04
State Equalized Tax Rate .94

BARNEGAT LIGHT BOROUGH - OCEAN CO.
Form of Government:
Borough Council
Number of Members on Governing Body - 6

PER CAPITA:
Gross Debt 1,162.50
Net Debt 171.61
Debt Service 40.56
Total Tax Levy 2,028.58
Municipal Expenditures 1,035.05
PER CENT:
Gross Debt .61
Net Debt .09
Tax Levy Collected 94.36
Tax Levy Cancelled, Abated or Adjusted

EXPENDITURES		REVENUES-REALIZED		1983 PROPERTY TAX	
GENERAL GOVERNMENT				STATE EQUALIZED TAX RATE	
Governing Body & Public Boards		1983 Property Taxes Collected	1,226,409.43	Local District School Taxes .08	105,479.34
Municipal Clerk		1983 Payments in Lieu of Taxes		Regional & Consolidated School Tax .24	330,931.45
Financial Administration	7,175.00	Delinquent Tax & Lien Collections	65,986.01	School Taxes in Municipal Budget	
Assessment of Taxes	7,500.00	Business Personalty Replacement Taxes	5,978.88	County Taxes .43	* 591,742.88
Collection of Taxes	13,450.00	Taxes from Public Utilities	70,085.00	County Library Taxes .03	38,024.34
Planning, Housing & Development	5,602.00	Other Miscellaneous Tax Revenues		Local Municipal Purpose Taxes .16	215,800.00
Human Resources		State Aid Revenues	4,213.39	Veteran & Senior Citizen Taxes	14,400.00
Elections		Federal Aid Revenues		Total Taxes for Rate Computation .94	1,296,378.01
General Administration (other)	88,783.00	State and Local Fiscal Assistance Act Utilized	13,574.00	Special District Taxes	
JUDICIARY		Sale of Acquired Property		Bank Corp. Taxes	565.99
Municipal Courts	9,750.00	Other Miscellaneous Revenues	204,101.82	Added and Omitted Taxes	17,775.05
PUBLIC SAFETY		Total	1,590,348.53	Total Taxes Levied - ABSTRACT	1,300,319.05
Fire Protection	6,250.00	Prior Years Surplus Appropriated	231,416.00	Total Taxes Billed	1,299,753.06
Police Protection	85,451.65	REVENUES TOTAL	1,821,764.53	1983 TAXES COLLECTED	1,226,409.43
Civil Defense & Disaster Control	1,250.00	Reserve For Uncollected Taxes	127,300.00	1983 Taxes Cancelled, Abated or Adjusted	
Environmental Inspection & Control	13,307.00			Transfer to Tax Title Liens or Foreclosed	
Other Public Safety		CAPITAL OUTLAY TOTAL	5,165.69	Balance Outstanding Dec. 31, 1983	73,343.63
PUBLIC WORKS				PRIOR YEARS TAXES OUTSTANDING	
Streets and Drainage	67,002.35	Public Enterprises	5,165.69	Balance January 1, 1983	68,068.40
Sewers and Sewage Processing		Recreation—Culture		Collected in 1983	62,877.82
Garbage and Trash Disposal	69,400.00	Public Works		Cancelled, Abated or Adjusted 1983	
Public Buildings and Grounds	13,900.00	Buildings and Grounds		Transfers to Tax Title Liens or Foreclosed	
Other Public Works		Library and Education		Balance December 31, 1983	5,190.58
HEALTH and WELFARE		Conservation		TAX TITLE LIENS OUTSTANDING	
Health Services Except Environmental	1,670.00	All Other		Balance January 1, 1983	3,126.70
Welfare-Public Assistance	3,550.00			Transfer From Taxes	
Hospitals, Clinics, First Aid	1,250.00	CAPITAL DEBT AUTHORIZED, DECEMBER 31, 1983		Redeemed in 1983	3,108.19
Animal, Insect, & Rodent Control	1,100.00	ISSUED AND UNISSUED		Cancelled, Abated or Adjusted (1983)	
Other Welfare Services		School	127,162	Transfers to Foreclosed Property	
		Self-liquidating	508,000	Balance December 31, 1983	18.51
		Other	110,000	PROPERTY ACQUIRED BY DEED OR	
		Total	745,162	FORECLOSURE	
RECREATION and CONSERVATION				Balance January 1, 1983	2,700.00
Beaches and Boardwalks	53,600.00	ISSUED AND OUTSTANDING		Transfers From Taxes or Liens	
Parks, Playgrounds, Shade Trees	18,500.00	School	123,110.08	Sale for Cash (1983)	
Land Reclamation & Conservation		Self-Liquidating	430,000.00	Cancelled, Abated or Adjusted (1983)	
Other Recreational Services	12,600.00	Other	110,000.00	Balance December 31, 1983	2,700.00
EDUCATION (excluding schools)		Total	663,110.08	CURRENT FINANCES DECEMBER 31, 1983	
Libraries	125.00	EQUALIZED VALUATION BASIS		ASSETS	
Other Educational Services		FOR NET DEBT COMPUTATION	121,586,877	Cash Dec. 31, 1983	726,803.96
STATUTORY EXPENDITURES		REAL PROPERTY VALUATIONS		Taxes Receivable	78,534.21
Pensions & F. I. C. A.	20,000.00	Code Class # of Parcels % VAL'N		Tax Title Liens	18.51
Employee Fringe Benefits	3,250.00	1 Vacant Land 181 9.10		Foreclosed Property	2,700.00
Other Statutory Expenditures	3,400.00	2 Residential 939 83.16		Emergencies & Other Deferred Charges	1,250.00
CETA And Other Public Employment Programs		3 Farm		State and Federal Aid Receivable	1,751.67
MUNICIPAL FUNCTIONS		4a Commercial 41 6.76		Other Receivables	60,740.02
CAPITAL IMPROVEMENTS		4b Industrial		Total	871,798.37
DEBT SERVICE		4c Apartments 5 .98		LIABILITIES, RESERVES, AND SURPLUS	
Principal Payments	20,000.00	Total 1166		Cash Liabilities	373,447.43
Interest Payments	6,000.00	Land Area .70 Sq. Miles		Reserves for Receivables	141,992.74
		Net Valuation Taxable-Municipal	123,307,089	Surplus Dec. 31, 1983	356,358.20
DEFERRED CHARGES		Net Valuation Taxable-County	128,124,356		871,798.37
SCHOOL, COUNTY, SPECIAL DISTRICT TAXES	1,066,178.01	State Equalized Valuation	136,268,000		
RESERVE FOR UNCOLLECTED TAXES	127,300.00	State Equalization Ratio	90.47		
EXPENDITURES					
TOTAL	1,729,644.01				

0403

Population 1980 **7,418**
 Population 1983 **7,321**
 S & P Rating
 Moody Rating **A**

General Tax Rate Per \$100. **6.56**
 State Equalized Tax Rate **3.53**

BARRINGTON BOROUGH - CAMDEN CO.
Form of Government:
Borough Council
Number of Members on Governing Body - 6

PER CAPITA:

Gross Debt **271.30**
 Net Debt **219.93**
 Debt Service **21.25**
 Total Tax Levy **614.28**
 Municipal Expenditures **264.82**

PER CENT:

Gross Debt **1.59**
 Net Debt **1.29**
 Tax Levy Collected **95.51**
 Tax Levy Cancelled, Abated or Adjusted **.39**

EXPENDITURES		REVENUES-REALIZED		1983 PROPERTY TAX	
GENERAL GOVERNMENT				STATE EQUALIZED TAX RATE	
Governing Body & Public Boards		1983 Property Taxes Collected	4,299,282.32	Local District School Taxes 1.55	1,971,283.90
Municipal Clerk		1983 Payments in Lieu of Taxes		Regional & Consolidated School Tax	
Financial Administration	19,239.64	Delinquent Tax & Lien Collections	148,116.09	School Taxes in Municipal Budget	
Assessment of Taxes	18,353.42	Business Personalty Replacement Taxes	241,286.48	County Taxes 1.19	* 1,513,436.78
Collection of Taxes	17,725.36	Taxes from Public Utilities	393,857.00	County Library Taxes .03	35,148.95
Planning, Housing & Development	11,100.00	Other Miscellaneous Tax Revenues		Local Municipal Purpose Taxes .77	973,466.37
Human Resources		State Aid Revenues	105,431.56	Veteran & Senior Citizen Taxes	97,850.00
Elections		Federal Aid Revenues		Total Taxes for Rate Computation 3.54	4,591,186.00
General Administration (other)	251,775.04	State and Local Fiscal Assistance Act Utilized	28,516.00	Special District Taxes	
JUDICIARY		Sale of Acquired Property		Bank Corp. Taxes	163.89
Municipal Courts	19,434.84	Other Miscellaneous Revenues	118,195.97	Added and Omitted Taxes	3,659.35
PUBLIC SAFETY		Total	5,334,685.42	Total Taxes Levied - ABSTRACT	4,497,159.24
Fire Protection	51,400.00	Prior Years Surplus Appropriated	110,000.00	Total Taxes Billed	4,501,324.61
Police Protection	440,592.06	REVENUES TOTAL	5,444,685.42	1983 TAXES COLLECTED	4,299,282.32
Civil Defense & Disaster Control	3,350.00	Reserve For Uncollected Taxes	267,407.87	1983 Taxes Cancelled, Abated or Adjusted	17,396.37
Environmental Inspection & Control	7,918.33			Transfer to Tax Title Liens or Foreclosed	20,051.48
Other Public Safety		CAPITAL OUTLAY TOTAL	222,529.24	Balance Outstanding Dec. 31, 1983	164,594.44
PUBLIC WORKS				PRIOR YEARS TAXES OUTSTANDING	
Streets and Drainage	250,459.92	Public Enterprises	17,370.60	Balance January 1, 1983	153,325.40
Sewers and Sewage Processing		Recreation—Culture		Collected in 1983	144,287.36
Garbage and Trash Disposal	110,340.06	Public Works	172,342.24	Cancelled, Abated or Adjusted 1983	719.66
Public Buildings and Grounds	16,200.00	Buildings and Grounds	32,816.40	Transfers to Tax Title Liens or Foreclosed	8,077.45
Other Public Works	36,400.00	Library and Education		Balance December 31, 1983	240.93
HEALTH and WELFARE		Conservation		TAX TITLE LIENS OUTSTANDING	
Health Services Except Environmental	5,670.00	All Other		Balance January 1, 1983	69,214.93
Welfare-Public Assistance	9,500.00			Transfer From Taxes	29,479.87
Hospitals, Clinics, First Aid		CAPITAL DEBT AUTHORIZED, DECEMBER 31, 1983		Redeemed in 1983	3,828.73
Animal, Insect, & Rodent Control		ISSUED AND UNISSUED		Cancelled, Abated or Adjusted (1983)	
Other Welfare Services		School	279,000	Transfers to Foreclosed Property	
RECREATION and CONSERVATION		Self-liquidating	97,082	Balance December 31, 1983	94,866.07
Beaches and Boardwalks		Other	1,610,128	PROPERTY ACQUIRED BY DEED OR FORECLOSURE	
Parks, Playgrounds, Shade Trees	14,060.00	Total	1,986,211	Balance January 1, 1983	3,342.00
Land Reclamation & Conservation	850.00			Transfers From Taxes or Liens	
Other Recreational Services	6,550.00	ISSUED AND OUTSTANDING		Sale for Cash (1983)	
EDUCATION (excluding schools)		School	255,000.00	Cancelled, Abated or Adjusted (1983)	
Libraries	8,200.00	Self-Liquidating	70,000.00	Balance December 31, 1983	3,342.00
Other Educational Services		Other	1,510,750.00	CURRENT FINANCES DECEMBER 31, 1983	
STATUTORY EXPENDITURES		Total	1,835,750.00	ASSETS	
Pensions & F. I. C. A.	137,327.28	EQUALIZED VALUATION BASIS		Cash Dec. 31, 1983	567,564.02
Employee Fringe Benefits	60,950.00	FOR NET DEBT COMPUTATION	124,970,463	Taxes Receivable	164,835.37
Other Statutory Expenditures	8,500.00	REAL PROPERTY VALUATIONS		Tax Title Liens	94,866.07
CETA And Other Public Employment Programs		Code Class # of Parcels % VAL'N	ASSESSED VALUATION	Foreclosed Property	3,342.00
MUNICIPAL FUNCTIONS TOTAL	1,505,895.95	1 Vacant Land 69 .80	542,451.00	Emergencies & Other Deferred Charges	4,869.84
CAPITAL IMPROVEMENTS *MEMO*	10,000.00	2 Residential 1975 69.56	47,284,134.00	State and Federal Aid Receivable	5,326.41
DEBT SERVICE		3 Farm 1 .11	77,500.00	Other Receivables	13,289.00
Principal Payments	25,000.00	4a Commercial 59 5.85	3,974,450.00	Total	854,092.71
Interest Payments	130,605.52	4b Industrial 11 16.48	11,204,808.00	LIABILITIES, RESERVES, AND SURPLUS	
		4c Apartments 8 7.19	4,889,400.00	Cash Liabilities	152,499.90
		Total 2123	67,972,743.00	Reserves for Receivables	276,332.44
		Land Area 1.59 Sq. Miles		Surplus Dec. 31, 1983	425,260.37
DEFERRED CHARGES	9,872.50	Net Valuation Taxable-Municipal	68,488,758	Total	854,092.71
SCHOOL, COUNTY, SPECIAL DISTRICT TAXES	3,519,869.63	Net Valuation Taxable-County	136,326,051		
RESERVE FOR UNCOLLECTED TAXES	267,407.87	State Equalized Valuation	126,769,653		
EXPENDITURES TOTAL	5,458,651.47	State Equalization Ratio	53.84		

0301

Population 1980 1,344
 Population 1983 1,391
 S & P Rating
 Moody Rating

General Tax Rate Per \$100. 4.14
 State Equalized Tax Rate 2.49

BASS RIVER TOWNSHIP – BURLINGTON CO.
Form of Government:
Commission (1911)
Number of Members on Governing Body – 3

PER CAPITA:

Gross Debt 819.68
 Net Debt 96.91
 Debt Service 2.16
 Total Tax Levy 849.96
 Municipal Expenditures 344.24

PER CENT:

Gross Debt 2.50
 Net Debt .30
 Tax Levy Collected 85.25
 Tax Levy Cancelled, Abated or Adjusted

EXPENDITURES		REVENUES-REALIZED		1983 PROPERTY TAX	
GENERAL GOVERNMENT				STATE EQUALIZED TAX RATE	
Governing Body & Public Boards		1983 Property Taxes Collected	1,007,796.50	Local District School Taxes .93	431,127.00
Municipal Clerk		1983 Payments in Lieu of Taxes		Regional & Consolidated School Tax .93	434,191.00
Financial Administration	5,900.00	Delinquent Tax & Lien Collections	153,865.29	School Taxes in Municipal Budget	
Assessment of Taxes	9,200.00	Business Personality Replacement Taxes	22,269.83	County Taxes .55	257,285.18
Collection of Taxes	15,400.00	Taxes from Public Utilities	84,853.00	County Library Taxes .03	14,425.39
Planning, Housing & Development	3,900.00	Other Miscellaneous Tax Revenues	47,368.46	Local Municipal Purpose Taxes .05	25,250.00
Human Resources		State Aid Revenues	6,168.40	Veteran & Senior Citizen Taxes	24,450.00
Elections		Federal Aid Revenues		Total Taxes for Rate Computation 2.49	1,186,728.57
General Administration (other)	65,120.00	State and Local Fiscal Assistance Act Utilized	21,746.81	Special District Taxes	
JUDICIARY		Sale of Acquired Property		Bank Corp. Taxes	63.04
Municipal Courts	20,000.00	Other Miscellaneous Revenues	100,943.72	Added and Omitted Taxes	19,948.18
PUBLIC SAFETY		Total	1,445,012.01	Total Taxes Levied - ABSTRACT	1,182,289.79
Fire Protection	15,500.00	Prior Years Surplus Appropriated	52,631.54	Total Taxes Billed	1,182,226.75
Police Protection	4,400.00	REVENUES TOTAL	1,497,643.55	1983 TAXES COLLECTED	1,007,796.50
Civil Defense & Disaster Control	400.00	Reserve For Uncollected Taxes	207,300.00	1983 Taxes Cancelled, Abated or Adjusted	
Environmental Inspection & Control	10,900.00	CAPITAL OUTLAY TOTAL	2,710.12	Transfer to Tax Title Liens or Foreclosed	
Other Public Safety				Balance Outstanding Dec. 31, 1983	174,430.25
PUBLIC WORKS				PRIOR YEARS TAXES OUTSTANDING	
Streets and Drainage	30,600.00	Public Enterprises		Balance January 1, 1983	158,154.62
Sewers and Sewage Processing	18,946.00	Recreation—Culture		Collected in 1983	149,193.41
Garbage and Trash Disposal		Public Works	1,500.00	Cancelled, Abated or Adjusted 1983	
Public Buildings and Grounds	6,000.00	Buildings and Grounds	1,210.12	Transfers to Tax Title Liens or Foreclosed	
Other Public Works		Library and Education		Balance December 31, 1983	8,961.21
HEALTH and WELFARE		Conservation		TAX TITLE LIENS OUTSTANDING	
Health Services Except Environmental	950.00	All Other		Balance January 1, 1983	76,599.74
Welfare-Public Assistance	1,450.00	CAPITAL DEBT AUTHORIZED, DECEMBER 31, 1983		Transfer From Taxes	
Hospitals, Clinics, First Aid		ISSUED AND UNISSUED		Redeemed in 1983	4,671.85
Animal, Insect, & Rodent Control	3,600.00	School	1,005,369	Cancelled, Abated or Adjusted (1983)	
Other Welfare Services		Self-liquidating		Transfers to Foreclosed Property	
RECREATION and CONSERVATION		Other	134,804	Balance December 31, 1983	71,927.89
Beaches and Boardwalks		Total	1,140,174	PROPERTY ACQUIRED BY DEED OR	
Parks, Playgrounds, Shade Trees				FORECLOSURE	
Land Reclamation & Conservation	240.00	ISSUED AND OUTSTANDING		Balance January 1, 1983	3,700.00
Other Recreational Services	1,000.00	School	1,005,369.47	Transfers From Taxes or Liens	
EDUCATION (excluding schools)		Self-liquidating		Sale for Cash (1983)	
Libraries	275.00	Other	86,000.00	Cancelled, Abated or Adjusted (1983)	
Other Educational Services		Total	1,091,369.47	Balance December 31, 1983	3,700.00
STATUTORY EXPENDITURES		EQUALIZED VALUATION BASIS		CURRENT FINANCES DECEMBER 31, 1983	
Pensions & F. I. C. A.	11,665.00	FOR NET DEBT COMPUTATION	45,590,880	ASSETS	
Employee Fringe Benefits	1,000.00	REAL PROPERTY VALUATIONS		Cash Dec. 31, 1983	376,405.31
Other Statutory Expenditures		Code Class # of Parcels % VAL'N		Taxes Receivable	183,391.46
CETA And Other Public Employment Programs		1 Vacant Land 743 25.70	7,051,784.00	Tax Title Liens	71,927.89
MUNICIPAL FUNCTIONS		2 Residential 495 57.07	15,655,950.00	Foreclosed Property	3,700.00
CAPITAL IMPROVEMENTS	226,446.00	3 Farm 21 2.59	710,540.00	Emergencies & Other Deferred Charges	42,091.64
DEBT SERVICE		4a Commercial 42 14.64	4,016,700.00	State and Federal Aid Receivable	
Principal Payments	3,000.00	4b Industrial		Other Receivables	5,636.31
Interest Payments		4c Apartments		Total	683,152.61
DEFERRED CHARGES		Total 1301	27,434,974.00	LIABILITIES, RESERVES, AND SURPLUS	
SCHOOL, COUNTY, SPECIAL DISTRICT TAXES	42,091.64	Land Area 77.35 Sq. Miles		Cash Liabilities	228,264.69
RESERVE FOR UNCOLLECTED TAXES	1,137,028.57	Net Valuation Taxable-Municipal	28,049,544	Reserves for Receivables	264,655.66
EXPENDITURES		Net Valuation Taxable-County	43,162,958	Surplus Dec. 31, 1983	190,232.26
TOTAL	1,615,866.21	State Equalized Valuation	46,164,917	Total	683,152.61
		State Equalization Ratio	60.23		

1502
Population 1980 1,340
Population 1983 1,318
S & P Rating
Moody Rating A

General Tax Rate Per \$100. 1.95
State Equalized Tax Rate 1.19

BAY HEAD BOROUGH - OCEAN COUNTY
Form of Government:
Borough Council
Number of Members on Governing Body - 6

PER CAPITA:
Gross Debt 972.08
Net Debt 972.08
Debt Service 154.06
Total Tax Levy 1,405.91
Municipal Expenditures 897.71
PER CENT:
Gross Debt .94
Net Debt .94
Tax Levy Collected 96.77
Tax Levy Cancelled, Abated or Adjusted

EXPENDITURES		REVENUES-REALIZED		1983 PROPERTY TAX	
GENERAL GOVERNMENT				STATE EQUALIZED TAX RATE	
Governing Body & Public Boards		1983 Property Taxes Collected	1,787,608.99	Local District School Taxes .39	611,033.00
Municipal Clerk		1983 Payments in Lieu of Taxes	53,702.58	Regional & Consolidated School Tax	
Financial Administration	6,350.00	Delinquent Tax & Lien Collections	8,387.52	School Taxes in Municipal Budget	
Assessment of Taxes	14,700.00	Business Personalty Replacement Taxes	132,408.00	County Taxes .42 *	646,149.37
Collection of Taxes	4,000.00	Taxes from Public Utilities	8,835.99	County Library Taxes .03	41,506.76
Planning, Housing & Development		Other Miscellaneous Tax Revenues	24,540.35	Local Municipal Purpose Taxes .35	544,700.00
Human Resources	400.00	State Aid Revenues	242,764.95	Veteran & Senior Citizen Taxes	13,650.00
Elections	100,035.00	Federal Aid Revenues	2,258,248.38	Total Taxes for Rate Computation 1.19	1,857,039.13
General Administration (other)		State and Local Fiscal Assistance Act Utilized	340,000.00	Special District Taxes	5,654.75
JUDICIARY	19,000.00	Sale of Acquired Property	2,598,248.38	Bank Corp. Taxes	3,943.43
Municipal Courts		Other Miscellaneous Revenues	129,061.50	Added and Omitted Taxes	1,852,987.31
PUBLIC SAFETY		Total	231,490.86	Total Taxes Levied - ABSTRACT	1,847,332.56
Fire Protection	33,750.00	Prior Years Surplus Appropriated		Total Taxes Billed	1,787,608.99
Police Protection	184,595.00	REVENUES		1983 TAXES COLLECTED	
Civil Defense & Disaster Control	600.00	Reserve For Uncollected Taxes		1983 Taxes Cancelled, Abated or Adjusted	
Environmental Inspection & Control	4,570.00	CAPITAL OUTLAY		Transfer to Tax Title Liens or Foreclosed	1,646.38
Other Public Safety		Total		Balance Outstanding Dec. 31, 1983	58,077.19
PUBLIC WORKS				PRIOR YEARS TAXES OUTSTANDING	
Streets and Drainage	71,745.00	Public Enterprises		Balance January 1, 1983	40,222.52
Sewers and Sewage Processing	159,000.00	Recreation—Culture		Collected in 1983	40,222.52
Garbage and Trash Disposal	104,010.00	Public Works	108,397.86	Cancelled, Abated or Adjusted 1983	
Public Buildings and Grounds	48,510.00	Buildings and Grounds	123,093.00	Transfers to Tax Title Liens or Foreclosed	
Other Public Works		Library and Education		Balance December 31, 1983	
HEALTH and WELFARE		Conservation		TAX TITLE LIENS OUTSTANDING	
Health Services Except Environmental	935.00	All Other		Balance January 1, 1983	24,910.64
Welfare-Public Assistance	1,025.00	CAPITAL DEBT AUTHORIZED, DECEMBER 31, 1983		Transfer From Taxes	1,646.38
Hospitals, Clinics, First Aid		ISSUED AND UNISSUED		Redeemed in 1983	13,480.06
Animal, Insect, & Rodent Control	700.00	School		Cancelled, Abated or Adjusted (1983)	
Other Welfare Services		Self-liquidating		Transfers to Foreclosed Property	
RECREATION and CONSERVATION		Other	1,281,200	Balance December 31, 1983	13,076.96
Beaches and Boardwalks	1,900.00	Total	1,281,200	PROPERTY ACQUIRED BY DEED OR	
Parks, Playgrounds, Shade Trees	5,500.00	ISSUED AND OUTSTANDING		FORECLOSURE	
Land Reclamation & Conservation		School		Balance January 1, 1983	
Other Recreational Services		Self-Liquidating		Transfers From Taxes or Liens	
EDUCATION (excluding schools)		Other	1,115,563.86	Sale for Cash (1983)	
Libraries	6,500.00	Total	1,115,563.86	Cancelled, Abated or Adjusted (1983)	
Other Educational Services		EQUALIZED VALUATION BASIS		Balance December 31, 1983	
STATUTORY EXPENDITURES		FOR NET DEBT COMPUTATION	136,321,878	CURRENT FINANCES DECEMBER 31, 1983	
Pensions & F. I. C. A.	55,726.00	REAL PROPERTY VALUATIONS		ASSETS	
Employee Fringe Benefits	16,760.00	Code Class # of Parcels % VAL'N		Cash Dec. 31, 1983	737,298.87
Other Statutory Expenditures		1 Vacant Land 108 4.72	4,433,050.00	Taxes Receivable	58,077.19
CETA And Other Public Employment Programs	840,311.00	2 Residential 892 89.07	83,735,950.00	Tax Title Liens	13,076.96
MUNICIPAL FUNCTIONS		3 Farm		Foreclosed Property	
CAPITAL IMPROVEMENTS *MEMO*	10,000.00	4a Commercial 40 6.04	5,676,700.00	Emergencies & Other Deferred Charges	
DEBT SERVICE		4b Industrial		State and Federal Aid Receivable	372.85
Principal Payments	164,000.00	4c Apartments 1 .18	165,300.00	Other Receivables	13,382.66
Interest Payments	39,044.67	Total 1041	94,011,000.00	Total	822,208.53
DEFERRED CHARGES	10,770.00	Land Area .60 Sq. Miles		LIABILITIES, RESERVES, AND SURPLUS	
SCHOOL, COUNTY, SPECIAL DISTRICT TAXES	1,298,689.13	Net Valuation Taxable-Municipal	94,392,571	Cash Liabilities	398,622.95
RESERVE FOR UNCOLLECTED TAXES	129,061.50	Net Valuation Taxable-County	139,463,637	Reserves for Receivables	84,536.81
EXPENDITURES		State Equalized Valuation	155,087,786	Surplus Dec. 31, 1983	339,048.77
TOTAL	2,481,876.30	State Equalization Ratio	60.93	Total	822,208.53

0901
 Population 1980 **65,047**
 Population 1983 **64,223**
 S & P Rating **A**
 Moody Rating **A**

General Tax Rate Per \$100. **8.83**
 State Equalized Tax Rate **3.99**

BAYONNE CITY – HUDSON COUNTY

Form of Government:

Mayor-Council Plan C (OMCL 50)

Number of Members on Governing Body – 5

PER CAPITA:

Gross Debt **436.21**
 Net Debt **126.46**
 Debt Service **33.42**
 Total Tax Levy **578.92**
 Municipal Expenditures **450.61**

PER CENT:

Gross Debt **3.32**
 Net Debt **.96**
 Tax Levy Collected **98.21**
 Tax Levy Cancelled, Abated or Adjusted **.07**

EXPENDITURES		REVENUES-REALIZED		1983 PROPERTY TAX	
GENERAL GOVERNMENT				STATE EQUALIZED TAX RATE	
Governing Body & Public Boards	274,800.00	1983 Property Taxes Collected	36,444,535.53	Local District School Taxes	1.43
Municipal Clerk	112,600.00	1983 Payments in Lieu of Taxes	196,158.00	Regional & Consolidated School Tax	
Financial Administration	269,026.40	Delinquent Tax & Lien Collections	654,521.34	School Taxes in Municipal Budget	.05
Assessment of Taxes	107,700.00	Business Personalty Replacement Taxes	2,816,890.00	County Taxes	1.01
Collection of Taxes	133,850.00	Taxes from Public Utilities	3,204,987.00	County Library Taxes	
Planning, Housing & Development	52,200.00	Other Miscellaneous Tax Revenues		Local Municipal Purpose Taxes	1.50
Human Resources	365,404.00	State Aid Revenues	1,880,464.56	Veteran & Senior Citizen Taxes	
Elections	24,000.00	Federal Aid Revenues		Total Taxes for Rate Computation	3.99
General Administration (other)	2,185,938.90	State and Local Fiscal Assistance Act Utilized	755,190.72	Special District Taxes	
JUDICIARY		Sale of Acquired Property		Bank Corp. Taxes	73,854.61
Municipal Courts	308,600.00	Other Miscellaneous Revenues	3,230,552.99	Added and Omitted Taxes	81,349.71
PUBLIC SAFETY		Total	49,183,300.14	Total Taxes Levied - ABSTRACT	37,180,211.65
Fire Protection	4,891,793.00	Prior Years Surplus Appropriated	3,400,000.00	Total Taxes Billed	37,108,750.53
Police Protection	4,807,124.00	REVENUES TOTAL	52,583,300.14	1983 TAXES COLLECTED	36,444,535.53
Civil Defense & Disaster Control	30,000.00	Reserve For Uncollected Taxes	1,754,848.29	1983 Taxes Cancelled, Abated or Adjusted	25,499.09
Environmental Inspection & Control	186,900.00	CAPITAL OUTLAY TOTAL	6,171,072.88	Transfer to Tax Title Liens or Foreclosed	55,501.26
Other Public Safety	13,122.00			Balance Outstanding Dec. 31, 1983	583,214.65
PUBLIC WORKS				PRIOR YEARS TAXES OUTSTANDING	
Streets and Drainage	901,400.00	Public Enterprises	1,311,212.40	Balance January 1, 1983	737,750.79
Sewers and Sewage Processing		Recreation—Culture	1,593,690.88	Collected in 1983	501,483.12
Garbage and Trash Disposal	1,127,639.11	Public Works	244,262.22	Cancelled, Abated or Adjusted 1983	87,631.81
Public Buildings and Grounds	909,535.00	Buildings and Grounds	11,512.10	Transfers to Tax Title Liens or Foreclosed	18,190.83
Other Public Works	556,000.00	Library and Education	3,010,395.28	Balance December 31, 1983	130,445.03
HEALTH and WELFARE		Conservation		TAX TITLE LIENS OUTSTANDING	
Health Services Except Environmental	474,036.07	All Other		Balance January 1, 1983	220,777.47
Welfare-Public Assistance	248,076.00	CAPITAL DEBT AUTHORIZED, DECEMBER 31, 1983		Transfer From Taxes	76,139.84
Hospitals, Clinics, First Aid	121,000.00	ISSUED AND UNISSUED		Redeemed in 1983	153,038.22
Animal, Insect, & Rodent Control	8,000.00	SCHOOL	18,938,000	Cancelled, Abated or Adjusted (1983)	5,327.68
Other Welfare Services	173,035.00	Self-liquidating	2,404,365	Transfers to Foreclosed Property	
RECREATION and CONSERVATION		Other	6,672,250	Balance December 31, 1983	138,551.41
Beaches and Boardwalks		Total	28,014,615	PROPERTY ACQUIRED BY DEED OR FORECLOSURE	
Parks, Playgrounds, Shade Trees	1,472,470.00	ISSUED AND OUTSTANDING		Balance January 1, 1983	2,931,241.00
Land Reclamation & Conservation	500.00	SCHOOL	10,422,000.00	Transfers From Taxes or Liens	
Other Recreational Services	116,500.00	Self-Liquidating	904,000.00	Sale for Cash (1983)	
EDUCATION (excluding schools)		Other	5,979,250.00	Cancelled, Abated or Adjusted (1983)	
Libraries		Total	17,305,250.00	Balance December 31, 1983	2,931,241.00
Other Educational Services	5,000.00	EQUALIZED VALUATION BASIS		CURRENT FINANCES DECEMBER 31, 1983	
STATUTORY EXPENDITURES		FOR NET DEBT COMPUTATION	845,074,958	ASSETS	
Pensions & F. I. C. A.	3,595,018.00	REAL PROPERTY VALUATIONS		Cash Dec. 31, 1983	8,948,627.73
Employee Fringe Benefits	1,000,000.00	Code Class # of Parcels % VAL'N		Taxes Receivable	713,659.68
Other Statutory Expenditures	70,000.00	1 Vacant Land 540 2.66		Tax Title Liens	138,551.41
CETA And Other Public Employment Programs		2 Residential 9658 44.56		Foreclosed Property	2,931,241.00
MUNICIPAL FUNCTIONS		3 Farm		Emergencies & Other Deferred Charges	
CAPITAL IMPROVEMENTS	260,936.45	4a Commercial 1432 13.58		State and Federal Aid Receivable	50,910.28
DEBT SERVICE		4b Industrial 176 33.71		Other Receivables	362,980.72
Principal Payments	1,195,000.00	4c Apartments 368 5.49		Total	13,145,970.82
Interest Payments	951,528.86	Total 12174		LIABILITIES, RESERVES, AND SURPLUS	
TYPE I SCHL DEBT *MEMO		Land Area 5.39 Sq. Miles		Cash Liabilities	3,927,368.67
DEFERRED CHARGES	496,911.87	Net Valuation Taxable-Municipal	419,478,795	Reserves for Receivables	4,009,768.53
SCHOOL, COUNTY, SPECIAL DISTRICT TAXES	23,105,177.14	Net Valuation Taxable-County	902,110,475	Surplus Dec. 31, 1983	5,208,833.62
RESERVE FOR UNCOLLECTED TAXES	1,754,848.29	State Equalized Valuation	918,926,436	Total	13,145,970.82
EXPENDITURES TOTAL	52,044,733.64	State Equalization Ratio	45.20		

1503
Population 1980 1,714
Population 1983 1,769
S & P Rating
Moody Rating BAA1

General Tax Rate Per \$100. 1.20
State Equalized Tax Rate 1.22

BEACH HAVEN BOROUGH - OCEAN CO.
Form of Government:
Commission (1911)
Number of Members on Governing Body - 3

PER CAPITA:
Gross Debt 1,049.23
Net Debt 843.53
Debt Service 61.46
Total Tax Levy 1,647.62
Municipal Expenditures 933.58
PER CENT:
Gross Debt .88
Net Debt .71
Tax Levy Collected 92.37
Tax Levy Cancelled, Abated or Adjusted

EXPENDITURES		REVENUES-REALIZED		1983 PROPERTY TAX	
GENERAL GOVERNMENT		STATE EQUALIZED TAX RATE		STATE EQUALIZED TAX RATE	
Governing Body & Public Boards		1983 Property Taxes Collected	2,687,686.84	Local District School Taxes	.17 407,477.00
Municipal Clerk		1983 Payments in Lieu of Taxes		Regional & Consolidated School Tax	.23 548,846.26
Financial Administration	24,815.00	Delinquent Tax & Lien Collections	188,853.69	School Taxes in Municipal Budget	
Assessment of Taxes	13,250.00	Business Personalty Replacement Taxes	25,666.52	County Taxes	.43 * 1,018,887.14
Collection of Taxes	18,925.50	Taxes from Public Utilities	205,374.00	County Library Taxes	
Planning, Housing & Development	17,777.50	Other Miscellaneous Tax Revenues		Local Municipal Purpose Taxes	.39 925,000.00
Human Resources		State Aid Revenues	10,685.14	Veteran & Senior Citizen Taxes	
Elections		Federal Aid Revenues		Total Taxes for Rate Computation	1.22 2,932,910.40
General Administration (other)	136,617.00	State and Local Fiscal Assistance Act Utilized	42,932.54	Special District Taxes	
JUDICIARY		Sale of Acquired Property		Bank Corp. Taxes	4,834.10
Municipal Courts	18,125.00	Other Miscellaneous Revenues	325,954.93	Added and Omitted Taxes	9,590.86
PUBLIC SAFETY		Total	3,487,153.66	Total Taxes Levied - ABSTRACT	2,914,635.36
Fire Protection	6,251.00	Prior Years Surplus Appropriated	240,000.00	Total Taxes Billed	2,909,801.26
Police Protection	285,046.88	REVENUES TOTAL	3,727,153.66	1983 TAXES COLLECTED	2,687,686.84
Civil Defense & Disaster Control	3,100.00	Reserve For Uncollected Taxes	219,047.00	1983 Taxes Cancelled, Abated or Adjusted	
Environmental Inspection & Control	13,851.00	CAPITAL OUTLAY TOTAL	417,409.99	Transfer to Tax Title Liens or Foreclosed	1,183.20
Other Public Safety				Balance Outstanding Dec. 31, 1983	220,931.22
PUBLIC WORKS				PRIOR YEARS TAXES OUTSTANDING	
Streets and Drainage	202,585.00	Public Enterprises		Balance January 1, 1983	192,010.06
Sewers and Sewage Processing		Recreation—Culture	55,278.00	Collected in 1983	188,853.69
Garbage and Trash Disposal	155,195.00	Public Works	121,339.98	Cancelled, Abated or Adjusted 1983	
Public Buildings and Grounds	56,692.00	Buildings and Grounds	231,496.04	Transfers to Tax Title Liens or Foreclosed	1,175.81
Other Public Works	2,400.00	Library and Education	9,295.97	Balance December 31, 1983	1,980.56
HEALTH and WELFARE		Conservation		TAX TITLE LIENS OUTSTANDING	
Health Services Except Environmental	1,224.00	All Other		Balance January 1, 1983	1,172.75
Welfare-Public Assistance	2,000.00			Transfer From Taxes	2,507.01
Hospitals, Clinics, First Aid	2,000.00			Redeemed in 1983	
Animal, Insect, & Rodent Control	1,600.00			Cancelled, Abated or Adjusted (1983)	
Other Welfare Services				Transfers to Foreclosed Property	
RECREATION and CONSERVATION				Balance December 31, 1983	3,679.76
Beaches and Boardwalks	108,047.00			PROPERTY ACQUIRED BY DEED OR	
Parks, Playgrounds, Shade Trees	10,126.00			FORECLOSURE	
Land Reclamation & Conservation				Balance January 1, 1983	24,705.00
Other Recreational Services	8,659.00			Transfers From Taxes or Liens	
EDUCATION (excluding schools)				Sale for Cash (1983)	
Libraries	33,016.00			Cancelled, Abated or Adjusted (1983)	
Other Educational Services	500.00			Balance December 31, 1983	24,705.00
STATUTORY EXPENDITURES				CURRENT FINANCES DECEMBER 31, 1983	
Pensions & F. I. C. A.	106,187.99			ASSETS	
Employee Fringe Benefits	43,900.00			Cash Dec. 31, 1983	817,535.64
Other Statutory Expenditures	9,689.13			Taxes Receivable	222,911.78
CETA And Other Public Employment Programs				Tax Title Liens	3,679.76
MUNICIPAL FUNCTIONS TOTAL	1,281,580.00			Foreclosed Property	24,705.00
CAPITAL IMPROVEMENTS *MEMO*	14,500.00			Emergencies & Other Deferred Charges	47,459.04
DEBT SERVICE				State and Federal Aid Receivable	
Principal Payments	28,000.00			Other Receivables	23,388.63
Interest Payments	80,719.00			Total	1,139,679.85
DEFERRED CHARGES				LIABILITIES, RESERVES, AND SURPLUS	
SCHOOL, COUNTY, SPECIAL DISTRICT TAXES	42,154.00			Cash Liabilities	453,985.87
RESERVE FOR UNCOLLECTED TAXES	1,975,210.40			Reserves for Receivables	274,685.17
EXPENDITURES TOTAL	3,626,710.40			Surplus Dec. 31, 1983	411,008.81
				Total	1,139,679.85

1504
Population 1980 7,687
Population 1983 8,068
S & P Rating
Moody Rating BAA1

General Tax Rate Per \$100. 3.45
State Equalized Tax Rate 2.58

BEACHWOOD BOROUGH – OCEAN COUNTY
Form of Government:
Borough Council
Number of Members on Governing Body – 6

PER CAPITA:
Gross Debt 761.59
Net Debt 382.70
Debt Service 33.86
Total Tax Levy 458.02
Municipal Expenditures 238.34

PER CENT:
Gross Debt 4.67
Net Debt 2.35
Tax Levy Collected 91.89
Tax Levy Cancelled, Abated or Adjusted .04

EXPENDITURES		REVENUES-REALIZED		1983 PROPERTY TAX	
GENERAL GOVERNMENT				STATE EQUALIZED TAX RATE →	
Governing Body & Public Boards		1983 Property Taxes Collected	3,396,482.21	Local District School Taxes	
Municipal Clerk		1983 Payments in Lieu of Taxes		Regional & Consolidated School Tax 1.56	2,203,792.66
Financial Administration	30,100.00	Delinquent Tax & Lien Collections	309,063.60	School Taxes in Municipal Budget	
Assessment of Taxes	13,450.00	Business Personalty Replacement Taxes	10,925.88	County Taxes .44	* 629,845.23
Collection of Taxes	30,510.00	Taxes from Public Utilities	303,358.00	County Library Taxes .03	40,461.83
Planning, Housing & Development	13,500.00	Other Miscellaneous Tax Revenues		Local Municipal Purpose Taxes .55	780,000.00
Human Resources		State Aid Revenues	92,078.81	Veteran & Senior Citizen Taxes	105,600.00
Elections	1,000.00	Federal Aid Revenues		Total Taxes for Rate Computation 2.58	3,759,699.72
General Administration (other)	202,721.44	State and Local Fiscal Assistance Act Utilized	99,931.00	Special District Taxes	
JUDICIARY		Sale of Acquired Property		Bank Corp. Taxes	41,204.06
Municipal Courts	35,825.00	Other Miscellaneous Revenues	333,213.17	Added and Omitted Taxes	3,695,303.78
PUBLIC SAFETY		Total	4,545,052.67	Total Taxes Levied - ABSTRACT	3,696,266.85
Fire Protection	33,205.00	Prior Years Surplus Appropriated	435,000.00	Total Taxes Billed	3,396,482.21
Police Protection	324,163.00	REVENUES TOTAL	4,980,052.67	1983 TAXES COLLECTED	
Civil Defense & Disaster Control	9,105.00	Reserve For Uncollected Taxes	388,000.00	1983 Taxes Cancelled, Abated or Adjusted	1,563.72
Environmental Inspection & Control	9,500.00			Transfer to Tax Title Liens or Foreclosed	17,983.96
Other Public Safety				Balance Outstanding Dec. 31, 1983	280,236.96
PUBLIC WORKS		CAPITAL OUTLAY TOTAL	1,031,153.03	PRIOR YEARS TAXES OUTSTANDING	
Streets and Drainage	161,337.53	Public Enterprises	787,690.04	Balance January 1, 1983	305,125.65
Sewers and Sewage Processing	10,000.00	Recreation—Culture		Collected in 1983	290,010.97
Garbage and Trash Disposal	123,950.00	Public Works	148,370.07	Cancelled, Abated or Adjusted 1983	1,019.60
Public Buildings and Grounds	59,365.00	Buildings and Grounds	95,092.92	Transfers to Tax Title Liens or Foreclosed	6,661.02
Other Public Works		Library and Education		Balance December 31, 1983	7,434.06
HEALTH and WELFARE		Conservation		TAX TITLE LIENS OUTSTANDING	
Health Services Except Environmental	3,542.00	All Other		Balance January 1, 1983	49,606.98
Welfare-Public Assistance	12,044.00			Transfer From Taxes	25,882.23
Hospitals, Clinics, First Aid		CAPITAL DEBT AUTHORIZED, DECEMBER 31, 1983		Redeemed in 1983	19,052.63
Animal, Insect, & Rodent Control	15,000.00	ISSUED AND UNISSUED		Cancelled, Abated or Adjusted (1983)	
Other Welfare Services		School	1,354,171	Transfers to Foreclosed Property	5,475.81
RECREATION and CONSERVATION		Self-Liquidating	2,706,300	Balance December 31, 1983	50,960.77
Beaches and Boardwalks	10,875.00	Other	2,084,000	PROPERTY ACQUIRED BY DEED OR	
Parks, Playgrounds, Shade Trees	2,000.00	Total	6,144,471	FORECLOSURE	
Land Reclamation & Conservation				Balance January 1, 1983	1,021,634.19
Other Recreational Services	13,275.00	ISSUED AND OUTSTANDING		Transfers From Taxes or Liens	5,475.81
EDUCATION (excluding schools)		School	1,354,171.57	Sale for Cash (1983)	
Libraries	4,000.00	Self-Liquidating	2,312,000.00	Cancelled, Abated or Adjusted (1983)	
Other Educational Services		Other	2,074,985.00	Balance December 31, 1983	1,027,110.00
STATUTORY EXPENDITURES		Total	5,741,156.57	CURRENT FINANCES DECEMBER 31, 1983	
Pensions & F. I. C. A.	80,463.98	EQUALIZED VALUATION BASIS		ASSETS	
Employee Fringe Benefits	43,800.00	FOR NET DEBT COMPUTATION	131,454,883	Cash Dec. 31, 1983	2,467,845.13
Other Statutory Expenditures	14,971.85	REAL PROPERTY VALUATIONS		Taxes Receivable	287,671.02
CETA And Other Public Employment Programs		Code Class # of Parcels % VAL'N		Tax Title Liens	50,960.77
MUNICIPAL FUNCTIONS TOTAL	1,257,703.80	1 Vacant Land 1970 7.24	7,617,300.00	Foreclosed Property	1,027,110.00
CAPITAL IMPROVEMENTS *MEMO*		2 Residential 2734 88.92	93,609,800.00	Emergencies & Other Deferred Charges	17,527.48
DEBT SERVICE		3 Farm		State and Federal Aid Receivable	
Principal Payments	225,850.00	4a Commercial 64 3.85	4,051,700.00	Other Receivables	93,417.06
Interest Payments	47,338.12	4b Industrial		Total	3,944,531.46
		4c Apartments		LIABILITIES, RESERVES, AND SURPLUS	
		Total 4768	105,278,800.00	Cash Liabilities	1,377,521.49
		Land Area 2.80 Sq. Miles		Reserves for Receivables	1,459,158.85
DEFERRED CHARGES		Net Valuation Taxable-Municipal	106,036,070	Surplus Dec. 31, 1983	1,107,851.12
SCHOOL, COUNTY, SPECIAL DISTRICT TAXES	2,874,099.72	Net Valuation Taxable-County	136,014,060	Total	3,944,531.46
RESERVE FOR UNCOLLECTED TAXES	388,000.00	State Equalized Valuation	141,391,521		
EXPENDITURES TOTAL	4,797,001.54	State Equalization Ratio	74.86		

1801

Population 1980 **2,469**
 Population 1983 **2,571**
 S & P Rating
 Moody Rating

General Tax Rate Per \$100. **2.04**
 State Equalized Tax Rate **1.16**

BEDMINSTER TOWNSHIP - SOMERSET CO.**Form of Government:****Township Committee****Number of Members on Governing Body - 3**

PER CAPITA:

Gross Debt **579.00**
 Net Debt **538.36**
 Debt Service **44.00**
 Total Tax Levy **1,328.84**
 Municipal Expenditures **577.73**

PER CENT:

Gross Debt **.58**
 Net Debt **.54**
 Tax Levy Collected **97.79**
 Tax Levy Cancelled, Abated or Adjusted **.01**

EXPENDITURES		REVENUES-REALIZED		1983 PROPERTY TAX	
GENERAL GOVERNMENT				STATE EQUALIZED TAX RATE	
Governing Body & Public Boards		1983 Property Taxes Collected	3,341,967.63	Local District School Taxes .36	1,035,927.00
Municipal Clerk		1983 Payments in Lieu of Taxes		Regional & Consolidated School Tax	
Financial Administration	31,400.00	Delinquent Tax & Lien Collections	130,756.66	School Taxes in Municipal Budget	
Assessment of Taxes	18,380.00	Business Personalty Replacement Taxes	59,570.56	County Taxes	1,455,943.87
Collection of Taxes	10,782.00	Taxes from Public Utilities	318,314.00	County Library Taxes	
Planning, Housing & Development	112,299.00	Other Miscellaneous Tax Revenues		Local Municipal Purpose Taxes .30	876,126.07
Human Resources		State Aid Revenues	22,091.61	Veteran & Senior Citizen Taxes	18,100.00
Elections		Federal Aid Revenues		Total Taxes for Rate Computation 1.16	3,386,096.94
General Administration (other)	304,582.42	State and Local Fiscal Assistance Act Utilized	13,528.79	Special District Taxes	
JUDICIARY	40,075.00	Sale of Acquired Property		Bank Corp. Taxes	3,276.33
Municipal Courts		Other Miscellaneous Revenues	346,732.02	Added and Omitted Taxes	45,182.32
PUBLIC SAFETY		Total	4,232,967.27	Total Taxes Levied - ABSTRACT	3,416,455.59
Fire Protection	54,150.00	Prior Years Surplus Appropriated	397,246.54	Total Taxes Billed	3,417,441.16
Police Protection	279,832.00	REVENUES TOTAL	4,630,213.81	1983 TAXES COLLECTED	3,341,967.63
Civil Defense & Disaster Control	300.00	Reserve For Uncollected Taxes	159,602.65	1983 Taxes Cancelled, Abated or Adjusted	197.88
Environmental Inspection & Control	21,600.00	CAPITAL OUTLAY TOTAL	690,855.55	Transfer to Tax Title Liens or Foreclosed	
Other Public Safety		Public Enterprises	10,226.48	Balance Outstanding Dec. 31, 1983	75,275.65
PUBLIC WORKS	9,200.00	Recreation—Culture		PRIOR YEARS TAXES OUTSTANDING	
Streets and Drainage		Public Works	12,663.80	Balance January 1, 1983	130,322.37
Sewers and Sewage Processing		Buildings and Grounds	667,965.27	Collected in 1983	127,961.34
Garbage and Trash Disposal		Library and Education		Cancelled, Abated or Adjusted 1983	481.91
Public Buildings and Grounds	32,704.00	Conservation		Transfers to Tax Title Liens or Foreclosed	
Other Public Works	31,259.00	All Other		Balance December 31, 1983	1,879.12
HEALTH and WELFARE				TAX TITLE LIENS OUTSTANDING	
Health Services Except Environmental	33,260.00			Balance January 1, 1983	2,795.32
Welfare-Public Assistance	4,225.00			Transfer From Taxes	
Hospitals, Clinics, First Aid				Redeemed in 1983	2,795.32
Animal, Insect, & Rodent Control				Cancelled, Abated or Adjusted (1983)	
Other Welfare Services				Transfers to Foreclosed Property	
RECREATION and CONSERVATION				Balance December 31, 1983	
Beaches and Boardwalks				PROPERTY ACQUIRED BY DEED OR	
Parks, Playgrounds, Shade Trees				FORECLOSURE	
Land Reclamation & Conservation	3,469.00			Balance January 1, 1983	
Other Recreational Services	13,245.00			Transfers From Taxes or Liens	
EDUCATION (excluding schools)				Sale for Cash (1983)	
Libraries	78,275.00			Cancelled, Abated or Adjusted (1983)	
Other Educational Services	3,500.00			Balance December 31, 1983	
STATUTORY EXPENDITURES				CURRENT FINANCES DECEMBER 31, 1983	
Pensions & F. I. C. A.	94,577.49			ASSETS	
Employee Fringe Benefits	33,000.00			Cash Dec. 31, 1983	1,468,299.19
Other Statutory Expenditures	2,500.00			Taxes Receivable	77,154.77
CETA And Other Public Employment Programs				Tax Title Liens	
MUNICIPAL FUNCTIONS				Foreclosed Property	
CAPITAL IMPROVEMENTS	94,300.00			Emergencies & Other Deferred Charges	249.49
DEBT SERVICE				State and Federal Aid Receivable	
Principal Payments				Other Receivables	29,005.08
Interest Payments	113,116.50			Total	1,574,708.53
DEFERRED CHARGES				LIABILITIES, RESERVES, AND SURPLUS	
SCHOOL, COUNTY, SPECIAL DISTRICT TAXES	2,491,870.87			Cash Liabilities	224,016.44
RESERVE FOR UNCOLLECTED TAXES	159,602.65			Reserves for Receivables	106,159.85
EXPENDITURES TOTAL	3,977,204.93			Surplus Dec. 31, 1983	1,244,532.24
				Total	1,574,708.53

0701

Population 1980 35,367
 Population 1983 35,600
 S & P Rating
 Moody Rating

General Tax Rate Per \$100. 4.90
 State Equalized Tax Rate 3.42

BELLEVILLE TOWNSHIP - ESSEX COUNTY

Form of Government:

Commission (1911)

Number of Members on Governing Body - 5

PER CAPITA:

Gross Debt 63.22
 Net Debt 24.80
 Debt Service 1.74
 Total Tax Levy 616.38
 Municipal Expenditures 397.22

PER CENT:

Gross Debt .38
 Net Debt .15
 Tax Levy Collected 96.92
 Tax Levy Cancelled, Abated or Adjusted .24

EXPENDITURES		REVENUES-REALIZED		1983 PROPERTY TAX	
GENERAL GOVERNMENT				STATE EQUALIZED TAX RATE →	
Governing Body & Public Boards	57,960.00	1983 Property Taxes Collected	21,260,652.09	Local District School Taxes 1.39	8,869,975.00
Municipal Clerk	56,566.99	1983 Payments in Lieu of Taxes		Regional & Consolidated School Tax	
Financial Administration	116,987.49	Delinquent Tax & Lien Collections	677,227.81	School Taxes in Municipal Budget	
Assessment of Taxes	34,938.00	Business Personalty Replacement Taxes	910,853.84	County Taxes 1.08	6,885,252.70
Collection of Taxes	42,186.00	Taxes from Public Utilities	2,074,298.00	County Library Taxes	
Planning, Housing & Development	28,720.00	Other Miscellaneous Tax Revenues		Local Municipal Purpose Taxes .95	6,054,710.10
Human Resources	294,072.00	State Aid Revenues	811,004.89	Veteran & Senior Citizen Taxes	388,800.00
Elections	23,000.00	Federal Aid Revenues		Total Taxes for Rate Computation 3.42	22,198,737.80
General Administration (other)	729,758.48	State and Local Fiscal Assistance Act Utilized	557,130.00	Special District Taxes	
JUDICIARY	96,670.00	Sale of Acquired Property		Bank Corp. Taxes	17,434.30
Municipal Courts		Other Miscellaneous Revenues	959,083.55	Added and Omitted Taxes	115,700.95
PUBLIC SAFETY		Total	27,250,250.18	Total Taxes Levied - ABSTRACT	21,943,073.05
Fire Protection	1,993,991.49	Prior Years Surplus Appropriated	1,233,300.82	Total Taxes Billed	21,937,248.25
Police Protection	2,370,529.97	REVENUES TOTAL	28,483,551.00	1983 TAXES COLLECTED	21,260,652.09
Civil Defense & Disaster Control	456,391.00	Reserve For Uncollected Taxes	1,337,181.85	1983 Taxes Cancelled, Abated or Adjusted	53,524.39
Environmental Inspection & Control	113,267.00	CAPITAL OUTLAY TOTAL	153,557.42	Transfer to Tax Title Liens or Foreclosed	79,476.50
Other Public Safety	23,000.00			Balance Outstanding Dec. 31, 1983	543,595.27
PUBLIC WORKS				PRIOR YEARS TAXES OUTSTANDING	
Streets and Drainage	1,002,388.14	Public Enterprises	56,732.28	Balance January 1, 1983	604,070.75
Sewers and Sewage Processing	1,104,364.78	Recreation—Culture		Collected in 1983	573,474.85
Garbage and Trash Disposal	715,346.50	Public Works	24,468.37	Cancelled, Abated or Adjusted 1983	4,361.79
Public Buildings and Grounds	371,910.67	Buildings and Grounds	57,675.00	Transfers to Tax Title Liens or Foreclosed	21,383.18
Other Public Works	172,915.81	Library and Education	14,681.77	Balance December 31, 1983	4,850.93
HEALTH and WELFARE		Conservation		TAX TITLE LIENS OUTSTANDING	
Health Services Except Environmental	457,150.00	All Other		Balance January 1, 1983	310,627.17
Welfare-Public Assistance	102,430.00			Transfer From Taxes	104,407.84
Hospitals, Clinics, First Aid	25,874.00			Redeemed in 1983	103,752.96
Animal, Insect, & Rodent Control	4,000.00			Cancelled, Abated or Adjusted (1983)	1,624.34
Other Welfare Services				Transfers to Foreclosed Property	
RECREATION and CONSERVATION				Balance December 31, 1983	309,657.71
Beaches and Boardwalks	49,256.63			PROPERTY ACQUIRED BY DEED OR FORECLOSURE	
Parks, Playgrounds, Shade Trees				Balance January 1, 1983	44,300.00
Land Reclamation & Conservation	380,712.91			Transfers From Taxes or Liens	
Other Recreational Services				Sale for Cash (1983)	
EDUCATION (excluding schools)				Cancelled, Abated or Adjusted (1983)	
Libraries	288,048.00			Balance December 31, 1983	44,300.00
Other Educational Services				CURRENT FINANCES DECEMBER 31, 1983	
STATUTORY EXPENDITURES				ASSETS	
Pensions & F. I. C. A.	862,746.33			Cash Dec. 31, 1983	3,620,321.26
Employee Fringe Benefits	728,637.16			Taxes Receivable	548,446.20
Other Statutory Expenditures	10,000.00			Tax Title Liens	309,657.71
CETA And Other Public Employment Programs				Foreclosed Property	44,300.00
MUNICIPAL FUNCTIONS				Emergencies & Other Deferred Charges	359,546.50
CAPITAL IMPROVEMENTS				State and Federal Aid Receivable	712.42
DEBT SERVICE				Other Receivables	733,942.95
Principal Payments	17,500.00			Total	5,616,927.04
Interest Payments	44,280.00			LIABILITIES, RESERVES, AND SURPLUS	
DEFERRED CHARGES				Cash Liabilities	2,292,186.20
SCHOOL, COUNTY, SPECIAL DISTRICT TAXES	28,172.20			Reserves for Receivables	1,578,599.90
RESERVE FOR UNCOLLECTED TAXES	15,755,227.70			Surplus Dec. 31, 1983	1,746,140.94
EXPENDITURES				Total	5,616,927.04
TOTAL	29,896,181.10				

0404

Population 1980 13,721

Population 1983 13,662

S & P Rating

Moody Rating BAA

General Tax Rate Per \$100.

4.34

State Equalized Tax Rate

3.34

BELLMAWR BOROUGH - CAMDEN COUNTY**Form of Government:****Borough Council****Number of Members on Governing Body - 6**

PER CAPITA:

Gross Debt 363.72

Net Debt 119.59

Debt Service 28.37

Total Tax Levy 537.30

Municipal Expenditures 224.42

PER CENT:

Gross Debt 2.36

Net Debt .77

Tax Levy Collected 96.50

Tax Levy Cancelled, Abated
or Adjusted

EXPENDITURES		REVENUES-REALIZED		1983 PROPERTY TAX	
GENERAL GOVERNMENT				STATE EQUALIZED TAX RATE	
Governing Body & Public Boards		1983 Property Taxes Collected	7,082,301.50	Local District School Taxes .97	2,127,808.00
Municipal Clerk		1983 Payments in Lieu of Taxes		Regional & Consolidated School Tax .62	1,354,590.42
Financial Administration	16,350.00	Delinquent Tax & Lien Collections	349,593.91	School Taxes in Municipal Budget	
Assessment of Taxes	17,212.00	Business Personalty Replacement Taxes	104,440.88	County Taxes 1.17	* 2,557,787.61
Collection of Taxes	34,578.00	Taxes from Public Utilities	768,208.00	County Library Taxes .03	56,175.81
Planning, Housing & Development	6,000.00	Other Miscellaneous Tax Revenues		Local Municipal Purpose Taxes .56	1,228,000.00
Human Resources		State Aid Revenues	156,830.21	Veteran & Senior Citizen Taxes	171,650.00
Elections	6,500.00	Federal Aid Revenues		Total Taxes for Rate Computation 3.35	7,496,011.84
General Administration (other)	316,893.00	State and Local Fiscal Assistance Act Utilized	57,574.00	Special District Taxes	
JUDICIARY		Sale of Acquired Property		Bank Corp. Taxes	4,931.42
Municipal Courts	58,600.00	Other Miscellaneous Revenues	333,323.26	Added and Omitted Taxes	11,280.72
PUBLIC SAFETY		Total	8,852,271.76	Total Taxes Levied - ABSTRACT	7,340,573.98
Fire Protection	73,494.77	Prior Years Surplus Appropriated	200,000.00	Total Taxes Billed	7,339,501.92
Police Protection	620,528.00	REVENUES TOTAL	9,052,271.76	1983 TAXES COLLECTED	7,082,301.50
Civil Defense & Disaster Control	2,000.00	Reserve For Uncollected Taxes	411,049.34	1983 Taxes Cancelled, Abated or Adjusted	
Environmental Inspection & Control	16,755.00	CAPITAL OUTLAY TOTAL	256,341.34	Transfer to Tax Title Liens or Foreclosed	31,378.60
Other Public Safety		Public Enterprises		Balance Outstanding Dec. 31, 1983	225,821.82
PUBLIC WORKS		Recreation—Culture		PRIOR YEARS TAXES OUTSTANDING	
Streets and Drainage	425,650.98	Public Works	256,341.34	Balance January 1, 1983	372,275.94
Sewers and Sewage Processing		Buildings and Grounds		Collected in 1983	334,960.38
Garbage and Trash Disposal	148,700.00	Library and Education		Cancelled, Abated or Adjusted 1983	890.65
Public Buildings and Grounds	58,500.00	Conservation		Transfers to Tax Title Liens or Foreclosed	10,387.36
Other Public Works	5,000.00	All Other		Balance December 31, 1983	26,037.55
HEALTH and WELFARE		CAPITAL DEBT AUTHORIZED, DECEMBER 31, 1983		TAX TITLE LIENS OUTSTANDING	
Health Services Except Environmental	6,900.00	ISSUED AND UNISSUED		Balance January 1, 1983	65,229.85
Welfare-Public Assistance	10,300.00	School	1,080,229	Transfer From Taxes	43,041.26
Hospitals, Clinics, First Aid		Self-Liquidating	2,112,800	Redeemed in 1983	14,633.53
Animal, Insect, & Rodent Control	200.00	Other	1,776,104	Cancelled, Abated or Adjusted (1983)	
Other Welfare Services		Total	4,969,134	Transfers to Foreclosed Property	
RECREATION and CONSERVATION		ISSUED AND OUTSTANDING		Balance December 31, 1983	93,637.58
Beaches and Boardwalks		School	1,080,229.63	PROPERTY ACQUIRED BY DEED OR FORECLOSURE	
Parks, Playgrounds, Shade Trees	110,300.00	Self-Liquidating	2,112,800.00	Balance January 1, 1983	3,261.00
Land Reclamation & Conservation		Other	204,000.00	Transfers From Taxes or Liens	
Other Recreational Services	13,305.23	Total	3,397,029.63	Sale for Cash (1983)	
EDUCATION (excluding schools)		EQUALIZED VALUATION BASIS		Cancelled, Abated or Adjusted (1983)	
Libraries	8,575.00	FOR NET DEBT COMPUTATION	210,853,919	Balance December 31, 1983	3,261.00
Other Educational Services		REAL PROPERTY VALUATIONS		CURRENT FINANCES DECEMBER 31, 1983	
STATUTORY EXPENDITURES		Code Class # of Parcels % VAL'N		ASSETS	
Pensions & F. I. C. A.	165,788.00	1 Vacant Land 187 1.66	2,771,900.00	Cash Dec. 31, 1983	900,734.92
Employee Fringe Benefits	96,400.00	2 Residential 3281 64.47	107,789,800.00	Taxes Receivable	251,859.37
Other Statutory Expenditures	10,000.00	3 Farm		Tax Title Liens	93,637.58
CETA And Other Public Employment Programs		4a Commercial 108 7.30	12,208,100.00	Foreclosed Property	3,261.00
MUNICIPAL FUNCTIONS		4b Industrial 62 19.17	32,055,700.00	Emergencies & Other Deferred Charges	21,740.72
CAPITAL IMPROVEMENTS		4c Apartments 9 7.40	12,367,550.00	State and Federal Aid Receivable	
DEBT SERVICE		Total 3647	167,193,050.00	Other Receivables	74,060.97
Principal Payments	247,760.13	Land Area 2.99 Sq. Miles		Total	1,345,294.56
Interest Payments	139,806.95	Net Valuation Taxable-Municipal	168,944,678	LIABILITIES, RESERVES, AND SURPLUS	
		Net Valuation Taxable-County	217,879,258	Cash Liabilities	621,428.40
DEFERRED CHARGES		State Equalized Valuation	218,943,544	Reserves for Receivables	419,451.68
SCHOOL, COUNTY, SPECIAL DISTRICT TAXES	38,895.68	State Equalization Ratio	76.99	Surplus Dec. 31, 1983	304,414.48
RESERVE FOR UNCOLLECTED TAXES	6,096,361.84			Total	1,345,294.56
EXPENDITURES					
TOTAL	9,162,403.92				

*Includes County Health Service Taxes or County Vocational School Taxes. See Table 13.

1306
Population 1980 6,771
Population 1983 6,608
S & P Rating
Moody Rating AAA

General Tax Rate Per \$100. 2.04
State Equalized Tax Rate 2.19

BELMAR BOROUGH - MONMOUTH COUNTY
Form of Government:
Commission (1911)
Number of Members on Governing Body - 3

PER CAPITA:
Gross Debt 841.36
Net Debt 549.54
Debt Service 61.14
Total Tax Levy 586.91
Municipal Expenditures 697.49
PER CENT:
Gross Debt 3.55
Net Debt 2.32
Tax Levy Collected 92.97
Tax Levy Cancelled, Abated or Adjusted .15

EXPENDITURES		REVENUES-REALIZED		1983 PROPERTY TAX	
GENERAL GOVERNMENT				STATE EQUALIZED TAX RATE .89	1,574,379.00
Governing Body & Public Boards		1983 Property Taxes Collected	3,604,685.17	Local District School Taxes	
Municipal Clerk		1983 Payments in Lieu of Taxes		Regional & Consolidated School Tax	
Financial Administration	22,500.00	Delinquent Tax & Lien Collections	238,293.34	School Taxes in Municipal Budget	
Assessment of Taxes	178,050.00	Business Personalty Replacement Taxes	57,040.00	County Taxes	* 850,081.67
Collection of Taxes	15,450.00	Taxes from Public Utilities	314,812.00	County Library Taxes	
Planning, Housing & Development		Other Miscellaneous Tax Revenues		Local Municipal Purpose Taxes	.81 1,440,300.00
Human Resources		State Aid Revenues	59,114.74	Veteran & Senior Citizen Taxes	64,500.00
Elections	4,750.00	Federal Aid Revenues		Total Taxes for Rate Computation	2.18 3,929,260.67
General Administration (other)	294,175.00	State and Local Fiscal Assistance Act Utilized	119,090.80	Special District Taxes	
JUDICIARY		Sale of Acquired Property		Bank Corp. Taxes	3,981.98
Municipal Courts	87,800.00	Other Miscellaneous Revenues	2,882,338.40	Added and Omitted Taxes	9,554.24
PUBLIC SAFETY		Total	7,275,374.45	Total Taxes Levied - ABSTRACT	3,878,296.89
Fire Protection	47,500.00	Prior Years Surplus Appropriated	1,038,000.00	Total Taxes Billed	3,877,218.41
Police Protection	928,705.00	REVENUES TOTAL	8,313,374.45	1983 TAXES COLLECTED	3,604,685.17
Civil Defense & Disaster Control	3,300.00	Reserve For Uncollected Taxes	304,311.62	1983 Taxes Cancelled, Abated or Adjusted	5,775.91
Environmental Inspection & Control	22,000.00			Transfer to Tax Title Liens or Foreclosed	17,495.57
Other Public Safety		CAPITAL OUTLAY TOTAL	1,068,401.33	Balance Outstanding Dec. 31, 1983	249,261.76
PUBLIC WORKS				PRIOR YEARS TAXES OUTSTANDING	
Streets and Drainage	261,675.00	Public Enterprises	11,331.50	Balance January 1, 1983	235,505.77
Sewers and Sewage Processing		Recreation—Culture		Collected in 1983	218,510.77
Garbage and Trash Disposal	296,665.91	Public Works	241,886.78	Cancelled, Abated or Adjusted 1983	6,575.58
Public Buildings and Grounds	109,400.00	Buildings and Grounds	815,183.05	Transfers to Tax Title Liens or Foreclosed	10,433.49
Other Public Works	300,000.00	Library and Education		Balance December 31, 1983	-14.07
HEALTH and WELFARE		Conservation		TAX TITLE LIENS OUTSTANDING	
Health Services Except Environmental	37,800.00	All Other		Balance January 1, 1983	29,246.54
Welfare-Public Assistance	31,150.00			Transfer From Taxes	29,638.99
Hospitals, Clinics, First Aid		CAPITAL DEBT AUTHORIZED, DECEMBER 31, 1983		Redeemed in 1983	19,782.57
Animal, Insect, & Rodent Control	1,500.00	ISSUED AND UNISSUED GROSS DEBT		Cancelled, Abated or Adjusted (1983)	
Other Welfare Services		School	1,928,389	Transfers to Foreclosed Property	
RECREATION and CONSERVATION		Self-liquidating	3,631,346	Balance December 31, 1983	39,102.96
Beaches and Boardwalks	477,876.06	Other	3,631,346	PROPERTY ACQUIRED BY DEED OR	
Parks, Playgrounds, Shade Trees	34,000.00	Total	5,559,735	FORECLOSURE	
Land Reclamation & Conservation		ISSUED AND OUTSTANDING		Balance January 1, 1983	16,850.00
Other Recreational Services	264,000.00	School	1,550,000.00	Transfers From Taxes or Liens	
EDUCATION (excluding schools)		Self-Liquidating	3,619,000.00	Sale for Cash (1983)	
Libraries	40,000.00	Other	5,169,000.00	Cancelled, Abated or Adjusted (1983)	
Other Educational Services		Total		Balance December 31, 1983	16,850.00
STATUTORY EXPENDITURES		EQUALIZED VALUATION BASIS		CURRENT FINANCES DECEMBER 31, 1983	
Pensions & F. I. C. A.	262,934.06	FOR NET DEBT COMPUTATION	156,524,227	ASSETS	
Employee Fringe Benefits	119,000.00	REAL PROPERTY VALUATIONS		Cash Dec. 31, 1983	2,259,682.37
Other Statutory Expenditures	20,000.00	Code Class # of Parcels % VAL'N		Taxes Receivable	249,247.69
CETA And Other Public Employment Programs		1 Vacant Land 83 1.23		Tax Title Liens	39,102.96
MUNICIPAL FUNCTIONS TOTAL	3,860,231.03	2 Residential 2080 71.50		Foreclosed Property	16,850.00
CAPITAL IMPROVEMENTS *MEMO*	60,000.00	3 Farm		Emergencies & Other Deferred Charges	130,310.60
DEBT SERVICE		4a Commercial 164 16.29	30,680,100.00	State and Federal Aid Receivable	
Principal Payments	207,000.00	4b Industrial 5 .47	890,000.00	Other Receivables	39,555.28
Interest Payments	196,982.66	4c Apartments 55 10.51	19,795,800.00	Total	2,734,748.90
DEFERRED CHARGES	40,500.00	Total 2387	188,392,100.00	LIABILITIES, RESERVES, AND SURPLUS	
SCHOOL, COUNTY, SPECIAL DISTRICT TAXES	2,424,460.67	Land Area 1.00 Sq. Miles		Cash Liabilities	706,085.19
RESERVE FOR UNCOLLECTED TAXES	304,311.62	Net Valuation Taxable-Municipal	189,591,381	Reserves for Receivables	344,397.93
EXPENDITURES TOTAL	7,033,485.98	Net Valuation Taxable-County	155,698,213	Surplus Dec. 31, 1983	1,684,265.78
		State Equalized Valuation	176,938,680	Total	2,734,748.90
		State Equalization Ratio	107.20		

2103

Population 1980 2,475
 Population 1983 2,437
 S & P Rating
 Moody Rating BAA

General Tax Rate Per \$100. 3.53
 State Equalized Tax Rate 2.94

BELVIDERE TOWN - WARREN COUNTY**Form of Government:****Town Council****Number of Members on Governing Body - 6**

PER CAPITA:

Gross Debt 2,693.48
 Net Debt 741.90
 Debt Service
 Total Tax Levy 693.27
 Municipal Expenditures 378.08

PER CENT:

Gross Debt 12.06
 Net Debt 3.32
 Tax Levy Collected 94.22
 Tax Levy Cancelled, Abated or Adjusted .38

EXPENDITURES		REVENUES-REALIZED		1983 PROPERTY TAX	
GENERAL GOVERNMENT				STATE EQUALIZED TAX RATE 1.89	
Governing Body & Public Boards		1983 Property Taxes Collected	1,581,615.64	Local District School Taxes	1,075,620.50
Municipal Clerk	11,275.00	1983 Payments in Lieu of Taxes		Regional & Consolidated School Tax	
Financial Administration	5,650.00	Delinquent Tax & Lien Collections	86,957.70	School Taxes in Municipal Budget	
Assessment of Taxes	7,069.00	Business Personalty Replacement Taxes	98,083.48	County Taxes	396,494.80 *
Collection of Taxes	6,500.00	Taxes from Public Utilities	303,234.00	County Library Taxes	
Planning, Housing & Development		Other Miscellaneous Tax Revenues		Local Municipal Purpose Taxes	202,707.73
Human Resources		State Aid Revenues	18,606.31	Veteran & Senior Citizen Taxes	34,500.00
Elections		Federal Aid Revenues		Total Taxes for Rate Computation	1,709,323.03
General Administration (other)	127,172.00	State and Local Fiscal Assistance Act Utilized	9,685.36	Special District Taxes	
JUDICIARY		Sale of Acquired Property		Bank Corp. Taxes	13,128.68
Municipal Courts	10,450.00	Other Miscellaneous Revenues	121,384.28	Added and Omitted Taxes	1,554.41
PUBLIC SAFETY		Total	2,219,566.77	Total Taxes Levied - ABSTRACT	1,689,506.12
Fire Protection	19,896.00	Prior Years Surplus Appropriated	210,000.00	Total Taxes Billed	1,678,576.18
Police Protection	180,815.00	REVENUES TOTAL	2,429,566.77	1983 TAXES COLLECTED	1,581,615.64
Civil Defense & Disaster Control	1,100.00	Reserve For Uncollected Taxes	175,470.77	1983 Taxes Cancelled, Abated or Adjusted	6,425.77
Environmental Inspection & Control		CAPITAL OUTLAY TOTAL	17,505.21	Transfer to Tax Title Liens or Foreclosed	4,779.62
Other Public Safety		Public Enterprises	10,064.60	Balance Outstanding Dec. 31, 1983	85,755.15
PUBLIC WORKS		Recreation—Culture		PRIOR YEARS TAXES OUTSTANDING	
Streets and Drainage	133,383.00	Public Works	7,440.61	Balance January 1, 1983	93,394.56
Sewers and Sewage Processing		Buildings and Grounds		Collected in 1983	78,180.54
Garbage and Trash Disposal	88,840.33	Library and Education		Cancelled, Abated or Adjusted 1983	7,202.96
Public Buildings and Grounds	37,900.00	Conservation		Transfers to Tax Title Liens or Foreclosed	7,624.31
Other Public Works		All Other		Balance December 31, 1983	386.75
HEALTH and WELFARE		CAPITAL DEBT AUTHORIZED, DECEMBER 31, 1983		TAX TITLE LIENS OUTSTANDING	
Health Services Except Environmental	1,800.00	ISSUED AND UNISSUED		Balance January 1, 1983	4,887.04
Welfare-Public Assistance	1,620.00	School	3,414,000	Transfer From Taxes	13,162.07
Hospitals, Clinics, First Aid		Self-liquidating	3,150,000	Redeemed in 1983	8,777.16
Animal, Insect, & Rodent Control		Other		Cancelled, Abated or Adjusted (1983)	
Other Welfare Services		Total	6,564,000	Transfers to Foreclosed Property	
RECREATION and CONSERVATION		ISSUED AND OUTSTANDING		Balance December 31, 1983	9,271.95
Beaches and Boardwalks	16,400.00	School	3,414,000.00	PROPERTY ACQUIRED BY DEED OR FORECLOSURE	
Parks, Playgrounds, Shade Trees	150.00	Self-Liquidating	3,150,000.00	Balance January 1, 1983	
Land Reclamation & Conservation	500.00	Other		Transfers From Taxes or Liens	
Other Recreational Services		Total	6,564,000.00	Sale for Cash (1983)	
EDUCATION (excluding schools)		EQUALIZED VALUATION BASIS		Cancelled, Abated or Adjusted (1983)	
Libraries	16,987.00	FOR NET DEBT COMPUTATION	54,439,594	Balance December 31, 1983	
Other Educational Services		REAL PROPERTY VALUATIONS		CURRENT FINANCES DECEMBER 31, 1983	
STATUTORY EXPENDITURES		Code Class # of Parcels % VAL'N		ASSETS	
Pensions & F. I. C. A.	41,400.00	1 Vacant Land 98 1.34		Cash Dec. 31, 1983	819,267.27
Employee Fringe Benefits	26,000.00	2 Residential 728 56.55		Taxes Receivable	86,141.90
Other Statutory Expenditures	5,000.00	3 Farm 15 .26		Tax Title Liens	9,271.95
CETA And Other Public Employment Programs		4a Commercial 92 12.58		Foreclosed Property	
MUNICIPAL FUNCTIONS		4b Industrial 9 26.79		Emergencies & Other Deferred Charges	
CAPITAL IMPROVEMENTS		4c Apartments 7 2.49		State and Federal Aid Receivable	
DEBT SERVICE		Total 949		Other Receivables	
Principal Payments		Land Area 1.30 Sq. Miles		Total	914,681.12
Interest Payments		Net Valuation Taxable-Municipal	47,504,866	LIABILITIES, RESERVES, AND SURPLUS	
DEFERRED CHARGES		Net Valuation Taxable-County	61,538,286	Cash Liabilities	500,350.03
SCHOOL, COUNTY, SPECIAL DISTRICT TAXES	1,472,115.30	State Equalized Valuation	56,290,206	Reserves for Receivables	95,413.85
RESERVE FOR UNCOLLECTED TAXES	175,470.77	State Equalization Ratio	83.41	Surplus Dec. 31, 1983	318,917.24
EXPENDITURES TOTAL	2,393,493.40			Total	914,681.12

1981/3000

*Includes County Health Service Taxes or County Vocational School Taxes. See Table 13.

0203
Population 1980 25,568
Population 1983 25,690
S & P Rating
Moody Rating A1

General Tax Rate Per \$100. 4.74
State Equalized Tax Rate 2.75

BERGENFIELD BOROUGH - BERGEN CO.
Form of Government:
Borough Council
Number of Members on Governing Body - 6

PER CAPITA:
Gross Debt 202.76
Net Debt 115.72
Debt Service 15.87
Total Tax Levy 716.25
Municipal Expenditures 302.80
PER CENT:
Gross Debt .85
Net Debt .49
Tax Levy Collected 99.01
Tax Levy Cancelled, Abated or Adjusted .08

EXPENDITURES		REVENUES-REALIZED		1983 PROPERTY TAX	
GENERAL GOVERNMENT		1983 Property Taxes Collected		STATE EQUALIZED TAX RATE	
Governing Body & Public Boards		1983 Payments in Lieu of Taxes	18,183,890.47	Local District School Taxes	1.68
Municipal Clerk		Delinquent Tax & Lien Collections	41,202.21	Regional & Consolidated School Tax	
Financial Administration	412,500.00	Business Personalty Replacement Taxes	198,230.09	School Taxes in Municipal Budget	
Assessment of Taxes	38,089.11	Taxes from Public Utilities	227,290.36	County Taxes	.35
Collection of Taxes	125,415.12	Other Miscellaneous Tax Revenues	1,097,379.34	County Library Taxes	
Planning, Housing & Development	6,800.00	State Aid Revenues	294,716.08	Local Municipal Purpose Taxes	.73
Human Resources	59,600.00	Federal Aid Revenues		Veteran & Senior Citizen Taxes	
Elections		State and Local Fiscal Assistance Act Utilized	246,285.60	Total Taxes for Rate Computation	2.76
General Administration (other)	484,156.29	Sale of Acquired Property		Special District Taxes	
JUDICIARY		Other Miscellaneous Revenues	836,647.93	Bank Corp. Taxes	55,066.24
Municipal Courts	44,354.15	Total	21,125,642.08	Added and Omitted Taxes	104,976.04
PUBLIC SAFETY		Prior Years Surplus Appropriated	416,848.00	Total Taxes Levied - ABSTRACT	18,400,355.34
Fire Protection	304,803.61	REVENUES TOTAL	21,542,490.08	Total Taxes Billed	18,366,106.26
Police Protection	1,802,702.08	Reserve For Uncollected Taxes	300,000.00	1983 TAXES COLLECTED	18,183,890.47
Civil Defense & Disaster Control	11,000.00	CAPITAL OUTLAY TOTAL	506,958.55	1983 Taxes Cancelled, Abated or Adjusted	13,777.16
Environmental Inspection & Control	58,815.08	Public Enterprises		Transfer to Tax Title Liens or Foreclosed	11,712.54
Other Public Safety	35,000.00	Recreation—Culture	323,483.66	Balance Outstanding Dec. 31, 1983	156,726.09
PUBLIC WORKS		Public Works	183,474.89	PRIOR YEARS TAXES OUTSTANDING	
Streets and Drainage	970,640.24	Buildings and Grounds		Balance January 1, 1983	183,649.87
Sewers and Sewage Processing	711,680.00	Library and Education		Collected in 1983	181,249.55
Garbage and Trash Disposal	477,195.83	Conservation		Cancelled, Abated or Adjusted 1983	724.71
Public Buildings and Grounds	105,313.79	All Other		Transfers to Tax Title Liens or Foreclosed	1,496.55
Other Public Works	2,000.00	CAPITAL DEBT AUTHORIZED, DECEMBER 31, 1983		Balance December 31, 1983	179.06
HEALTH and WELFARE		ISSUED AND UNISSUED		TAX TITLE LIENS OUTSTANDING	
Health Services Except Environmental	109,273.10	School	1,815,000	Balance January 1, 1983	47,789.45
Welfare-Public Assistance	8,260.00	Self-liquidating	3,394,000	Transfer From Taxes	13,314.52
Hospitals, Clinics, First Aid		Other	2,972,750	Redeemed in 1983	16,980.54
Animal, Insect, & Rodent Control	7,500.00	Total	5,209,000	Cancelled, Abated or Adjusted (1983)	
Other Welfare Services		ISSUED AND OUTSTANDING		Transfers to Foreclosed Property	
RECREATION and CONSERVATION		School	1,815,000.00	Balance December 31, 1983	44,123.43
Beaches and Boardwalks		Self-Liquidating	3,151,000.00	PROPERTY ACQUIRED BY DEED OR	
Parks, Playgrounds, Shade Trees	156,044.41	Other	4,966,000.00	FORECLOSURE	
Land Reclamation & Conservation	7,870.46	Total	610,386,048	Balance January 1, 1983	127,668.75
Other Recreational Services	66,405.46	EQUALIZED VALUATION BASIS		Transfers From Taxes or Liens	
EDUCATION (excluding schools)		FOR NET DEBT COMPUTATION		Sale for Cash (1983)	
Libraries	369,000.00	REAL PROPERTY VALUATIONS		Cancelled, Abated or Adjusted (1983)	
Other Educational Services		Code Class # of Parcels % VAL'N		Balance December 31, 1983	127,668.75
STATUTORY EXPENDITURES		1 Vacant Land 132 .62		CURRENT FINANCES DECEMBER 31, 1983	
Pensions & F. I. C. A.	401,557.23	2 Residential 6694 82.77		ASSETS	
Employee Fringe Benefits	288,000.00	3 Farm		Cash Dec. 31, 1983	1,438,937.78
Other Statutory Expenditures	2,000.00	4a Commercial 257 9.49		Taxes Receivable	156,905.15
CETA And Other Public Employment Programs		4b Industrial 56 2.24		Tax Title Liens	44,123.43
MUNICIPAL FUNCTIONS TOTAL	7,065,975.96	4c Apartments 49 4.88		Foreclosed Property	127,668.75
CAPITAL IMPROVEMENTS *MEMO*	40,000.00	Total 7188		Emergencies & Other Deferred Charges	
DEBT SERVICE		Land Area 3.00 Sq. Miles		State and Federal Aid Receivable	30,051.95
Principal Payments	107,350.00	Net Valuation Taxable-Municipal	385,255,910	Other Receivables	27,413.19
Interest Payments	300,300.50	Net Valuation Taxable-County	618,355,406	Total	1,825,100.25
DEFERRED CHARGES	5,391.00	State Equalized Valuation	661,615,652	LIABILITIES, RESERVES, AND SURPLUS	
SCHOOL, COUNTY, SPECIAL DISTRICT TAXES	13,408,083.06	State Equalization Ratio	58.12	Cash Liabilities	919,534.30
RESERVE FOR UNCOLLECTED TAXES	300,000.00			Reserves for Receivables	356,110.52
EXPENDITURES TOTAL	21,187,100.52			Surplus Dec. 31, 1983	549,455.43

1505

Population 1980 23,151
 Population 1983 25,938
 S & P Rating
 Moody Rating AAA

General Tax Rate Per \$100. 2.06
 State Equalized Tax Rate 1.89

BERKELEY TOWNSHIP - OCEAN COUNTY

Form of Government:

Mayor-Council Plan D (OMCL 50)

Number of Members on Governing Body - 5

PER CAPITA:

Gross Debt 457.18
 Net Debt 205.25
 Debt Service 30.66
 Total Tax Levy 551.67
 Municipal Expenditures 319.73

PER CENT:

Gross Debt 1.76
 Net Debt .79
 Tax Levy Collected 94.81
 Tax Levy Cancelled, Abated or Adjusted .28

EXPENDITURES		REVENUES-REALIZED		1983 PROPERTY TAX	
GENERAL GOVERNMENT				STATE EQUALIZED TAX RATE → .60	
Governing Body & Public Boards		1983 Property Taxes Collected 13,600,370.44		Local District School Taxes .60	4,410,749.00
Municipal Clerk		1983 Payments in Lieu of Taxes 863,597.43		Regional & Consolidated School Tax .63	4,608,489.68
Financial Administration	86,318.00	Delinquent Tax & Lien Collections 94,592.36		School Taxes in Municipal Budget	
Assessment of Taxes	100,882.00	Business Personalty Replacement Taxes 2,521,254.00		County Taxes .44 *	3,263,428.07
Collection of Taxes	104,508.00	Taxes from Public Utilities		County Library Taxes .03	209,841.68
Planning, Housing & Development	79,587.00	Other Miscellaneous Tax Revenues 85,447.45		Local Municipal Purpose Taxes .19	1,395,725.58
Human Resources		State Aid Revenues		Veteran & Senior Citizen Taxes	1,001,050.00
Elections	17,200.00	Federal Aid Revenues 306,210.86		Total Taxes for Rate Computation 1.89	14,889,284.01
General Administration (other)	797,550.00	State and Local Fiscal Assistance Act Utilized 44,624.00		Special District Taxes	
JUDICIARY		Sale of Acquired Property 2,431,587.99		Bank Corp. Taxes	18,684.18
Municipal Courts	68,009.00	Other Miscellaneous Revenues 19,947,684.53		Added and Omitted Taxes	402,416.49
PUBLIC SAFETY		Prior Years Surplus Appropriated 2,000,000.00		Total Taxes Levied - ABSTRACT	14,309,334.68
Fire Protection	96,331.00	REVENUES TOTAL 21,947,684.53		Total Taxes Billed	14,344,359.23
Police Protection	1,853,951.00	CAPITAL OUTLAY TOTAL 488,582.50		1983 TAXES COLLECTED	13,600,370.44
Civil Defense & Disaster Control	5,750.00	Public Enterprises 12,293.50		1983 Taxes Cancelled, Abated or Adjusted	39,554.33
Environmental Inspection & Control	165,798.00	Recreation—Culture 178,654.31		Transfer to Tax Title Liens or Foreclosed	78,001.71
Other Public Safety		Public Works 297,634.69		Balance Outstanding Dec. 31, 1983	626,432.75
PUBLIC WORKS		Buildings and Grounds		PRIOR YEARS TAXES OUTSTANDING	
Streets and Drainage	272,000.00	Library and Education		Balance January 1, 1983	692,061.33
Sewers and Sewage Processing	473,035.00	Conservation		Collected in 1983	660,943.03
Garbage and Trash Disposal	187,878.00	All Other		Cancelled, Abated or Adjusted 1983	4,250.78
Public Buildings and Grounds	382,622.00	CAPITAL DEBT AUTHORIZED, DECEMBER 31, 1983		Transfers to Tax Title Liens or Foreclosed	22,495.14
Other Public Works		ISSUED AND UNISSUED GROSS DEBT NET DEBT		Balance December 31, 1983	4,372.38
HEALTH and WELFARE		School 6,531,832		TAX TITLE LIENS OUTSTANDING	
Health Services Except Environmental	4,170.00	Self-liquidating 5,326,424		Balance January 1, 1983	529,789.35
Welfare-Public Assistance	34,557.00	Other 11,858,257		Transfer From Taxes	93,100.95
Hospitals, Clinics, First Aid		Total 10,426,832.35		Redeemed in 1983	202,654.40
Animal, Insect, & Rodent Control	32,760.00	EQUALIZED VALUATION BASIS FOR NET DEBT COMPUTATION 674,444,026		Cancelled, Abated or Adjusted (1983)	2,971.38
Other Welfare Services		REAL PROPERTY VALUATIONS		Transfers to Foreclosed Property	87,883.57
RECREATION and CONSERVATION		Code Class # of Parcels % VAL'N ASSESSED VALUATION		Balance December 31, 1983	329,380.95
Beaches and Boardwalks		1 Vacant Land 7,499 37.99 48,268,500.00		PROPERTY ACQUIRED BY DEED OR FORECLOSURE	
Parks, Playgrounds, Shade Trees	3,000.00	2 Residential 11,980 60.70 565,060,700.00		Balance January 1, 1983	5,701,487.31
Land Reclamation & Conservation		3 Farm 8 .04 272,700.00		Transfers From Taxes or Liens	101,348.69
Other Recreational Services	606,951.00	4a Commercial 217 1.10 45,087,500.00		Sale for Cash (1983)	41,024.00
EDUCATION (excluding schools)		4b Industrial 21 .11 6,233,000.00		Cancelled, Abated or Adjusted (1983)	346,844.00
Libraries		4c Apartments 12 .06 3,065,300.00		Balance December 31, 1983	5,414,968.00
Other Educational Services		Total 19,737 667,987,700.00		CURRENT FINANCES DECEMBER 31, 1983	
STATUTORY EXPENDITURES		Land Area 41.90 Sq. Miles		ASSETS	
Pensions & F. I. C. A.	525,145.00	Net Valuation Taxable-Municipal 675,392,810		Cash Dec. 31, 1983	6,758,962.28
Employee Fringe Benefits	270,200.00	Net Valuation Taxable-County 710,947,083		Taxes Receivable	630,805.13
Other Statutory Expenditures	12,000.00	State Equalized Valuation 735,615,837		Tax Title Liens	329,380.95
CETA And Other Public Employment Programs		State Equalization Ratio 91.73		Foreclosed Property	5,414,968.00
MUNICIPAL FUNCTIONS TOTAL 6,180,202.00				Emergencies & Other Deferred Charges	166,000.00
CAPITAL IMPROVEMENTS *MEMO* 100,000.00				State and Federal Aid Receivable	
DEBT SERVICE				Other Receivables	187,888.88
Principal Payments 425,000.00				Total	13,488,005.24
Interest Payments 370,245.36				LIABILITIES, RESERVES, AND SURPLUS	
DEFERRED CHARGES 231,000.00				Cash Liabilities	4,721,277.13
SCHOOL, COUNTY, SPECIAL DISTRICT TAXES 12,492,508.43				Reserves for Receivables	6,563,042.97
RESERVE FOR UNCOLLECTED TAXES 1,086,603.02				Surplus Dec. 31, 1983	2,203,685.15
EXPENDITURES TOTAL 20,785,558.81				Total	13,488,005.25

2001
Population 1980 12,549
Population 1983 12,480
S & P Rating
Moody Rating AAI

General Tax Rate Per \$100. 2.02
State Equalized Tax Rate 2.01

BERKELEY HEIGHTS TWP. - UNION CO.
Form of Government:
Township Committee
Number of Members on Governing Body - 5

PER CAPITA:
Gross Debt 681.14
Net Debt 548.08
Debt Service 62.65
Total Tax Levy 1,122.16
Municipal Expenditures 415.41
PER CENT:
Gross Debt 1.30
Net Debt 1.05
Tax Levy Collected 98.91
Tax Levy Cancelled, Abated or Adjusted .15

EXPENDITURES		REVENUES-REALIZED		1983 PROPERTY TAX	
GENERAL GOVERNMENT				STATE EQUALIZED TAX RATE	
Governing Body & Public Boards				Local District School Taxes .70	4,872,210.00
Municipal Clerk				Regional & Consolidated School Tax .54	3,755,034.44
Financial Administration	76,071.00	1983 Property Taxes Collected	13,863,396.65	School Taxes in Municipal Budget	
Assessment of Taxes	22,094.00	1983 Payments in Lieu of Taxes		County Taxes .51	3,516,686.07
Collection of Taxes	27,999.00	Delinquent Tax & Lien Collections	134,326.11	County Library Taxes	
Planning, Housing & Development	18,250.00	Business Personalty Replacement Taxes	745,521.88	Local Municipal Purpose Taxes .26	1,810,401.93
Human Resources		Taxes from Public Utilities	841,277.00	Veteran & Senior Citizen Taxes	83,850.00
Elections		Other Miscellaneous Tax Revenues		Total Taxes for Rate Computation 2.01	14,038,182.44
General Administration (other)	559,855.00	State Aid Revenues	91,683.26	Special District Taxes	
JUDICIARY		Federal Aid Revenues		Bank Corp. Taxes	18,883.17
Municipal Courts	37,652.00	State and Local Fiscal Assistance Act Utilized	48,432.82	Added and Omitted Taxes	31,332.58
PUBLIC SAFETY		Sale of Acquired Property		Total Taxes Levied - ABSTRACT	14,004,548.19
Fire Protection	102,777.00	Other Miscellaneous Revenues	539,161.65	Total Taxes Billed	14,015,620.99
Police Protection	827,661.00	Total	16,263,799.37	1983 TAXES COLLECTED	13,863,396.65
Civil Defense & Disaster Control	3,433.00	Prior Years Surplus Appropriated	1,100,000.00	1983 Taxes Cancelled, Abated or Adjusted	21,269.72
Environmental Inspection & Control	416,745.00	REVENUES TOTAL	17,363,799.37	Transfer to Tax Title Liens or Foreclosed	2,733.06
Other Public Safety		Reserve For Uncollected Taxes	763,356.00	Balance Outstanding Dec. 31, 1983	128,221.56
PUBLIC WORKS		CAPITAL OUTLAY TOTAL	1,305,517.65	PRIOR YEARS TAXES OUTSTANDING	
Streets and Drainage	347,938.00			Balance January 1, 1983	136,785.91
Sewers and Sewage Processing		Public Enterprises		Collected in 1983	132,696.66
Garbage and Trash Disposal		Recreation—Culture	21,946.65	Cancelled, Abated or Adjusted 1983	2,273.15
Public Buildings and Grounds	86,188.00	Public Works	1,223,740.38	Transfers to Tax Title Liens or Foreclosed	1,489.80
Other Public Works	117,842.00	Buildings and Grounds	12,088.25	Balance December 31, 1983	326.30
HEALTH and WELFARE		Library and Education	47,742.37	TAX TITLE LIENS OUTSTANDING	
Health Services Except Environmental	23,082.00	Conservation		Balance January 1, 1983	5,224.33
Welfare-Public Assistance	5,826.00	All Other		Transfer From Taxes	4,386.54
Hospitals, Clinics, First Aid	1,000.00	CAPITAL DEBT AUTHORIZED, DECEMBER 31, 1983		Redeemed in 1983	1,629.45
Animal, Insect, & Rodent Control	2,000.00	ISSUED AND UNISSUED		Cancelled, Abated or Adjusted (1983)	
Other Welfare Services		School	1,660,590	Transfers to Foreclosed Property	
RECREATION and CONSERVATION		Self-liquidating		Balance December 31, 1983	7,981.42
Beaches and Boardwalks		Other	6,840,007	PROPERTY ACQUIRED BY DEED OR FORECLOSURE	
Parks, Playgrounds, Shade Trees	113,629.00	Total	8,500,598	Balance January 1, 1983	23,600.00
Land Reclamation & Conservation	3,546.00	ISSUED AND OUTSTANDING		Transfers From Taxes or Liens	
Other Recreational Services	21,330.00	School	1,660,590.94	Sale for Cash (1983)	
EDUCATION (excluding schools)		Self-Liquidating		Cancelled, Abated or Adjusted (1983)	
Libraries	210,971.00	Other	5,153,000.00	Balance December 31, 1983	23,600.00
Other Educational Services		Total	6,813,590.94	CURRENT FINANCES DECEMBER 31, 1983	
STATUTORY EXPENDITURES		EQUALIZED VALUATION BASIS FOR NET DEBT COMPUTATION	653,356,196	ASSETS	
Pensions & F. I. C. A.	342,865.00	REAL PROPERTY VALUATIONS		Cash Dec. 31, 1983	1,733,484.11
Employee Fringe Benefits	175,400.00	Code Class # of Parcels % VAL'N		Taxes Receivable	128,547.86
Other Statutory Expenditures	2,000.00	1 Vacant Land 240 2.38		Tax Title Liens	7,981.42
CETA And Other Public Employment Programs		2 Residential 3603 63.69		Foreclosed Property	23,600.00
MUNICIPAL FUNCTIONS TOTAL	3,546,154.00	3 Farm 6 .01		Emergencies & Other Deferred Charges	96,000.00
CAPITAL IMPROVEMENTS *MEMO*	100.00	4a Commercial 100 4.14		State and Federal Aid Receivable	
DEBT SERVICE		4b Industrial 38 29.78		Other Receivables	70,883.84
Principal Payments	325,000.00	4c Apartments		Total	2,060,497.23
Interest Payments	456,868.25	Total 3987		LIABILITIES, RESERVES, AND SURPLUS	
DEFERRED CHARGES	93,000.00	Land Area 6.50 Sq. Miles		Cash Liabilities	726,894.17
SCHOOL, COUNTY, SPECIAL DISTRICT TAXES	12,143,930.51	Net Valuation Taxable-Municipal	692,227,149	Reserves for Receivables	231,013.12
RESERVE FOR UNCOLLECTED TAXES	763,356.00	Net Valuation Taxable-County	693,781,583	Surplus Dec. 31, 1983	1,102,589.94
EXPENDITURES TOTAL	17,328,308.76	State Equalized Valuation	694,093,785	Total	2,060,497.23
		State Equalization Ratio	99.73		

General Tax Rate Per \$100.	4.05
State Equalized Tax Rate	2.86

Number of Members on Governing Body – 6

Gross Debt	728.60
Net Debt	367.16
Debt Service	19.46
Total Tax Levy	653.93
Municipal Expenditures	243.10

Gross Debt	3.44
Net Debt	1.73
Tax Levy Collected	96.23
Tax Levy Cancelled, Abated or Adjusted	.25

1981/3000 ▽ 108 *Includes County Health Service Taxes or County Vocational School Taxes. See Table 13.

0406

Population 1980 5,348
 Population 1983 5,414
 S & P Rating
 Moody Rating

General Tax Rate Per \$100.

4.65

State Equalized Tax Rate

3.18

BERLIN TOWNSHIP - CAMDEN COUNTY

Form of Government:

Small Municipality Plan A (OMCL 50)

Number of Members on Governing Body - 5

PER CAPITA:

Gross Debt 362.02
 Net Debt 231.81
 Debt Service 18.34
 Total Tax Levy 543.41
 Municipal Expenditures 300.85

PER CENT:

Gross Debt 2.28
 Net Debt 1.46
 Tax Levy Collected 90.21
 Tax Levy Cancelled, Abated or Adjusted .44

EXPENDITURES		REVENUES-REALIZED		1983 PROPERTY TAX	
GENERAL GOVERNMENT		1983 Property Taxes Collected		STATE EQUALIZED TAX RATE	
Governing Body & Public Boards				Local District School Taxes	.89
Municipal Clerk				Regional & Consolidated School Tax	.79
Financial Administration	30,995.00	1983 Payments in Lieu of Taxes	2,650,446.02	School Taxes in Municipal Budget	
Assessment of Taxes	8,195.00	Delinquent Tax & Lien Collections	251,078.20	County Taxes	1.16
Collection of Taxes	23,868.61	Business Personalty Replacement Taxes	14,136.48	County Library Taxes	.03
Planning, Housing & Development	16,708.30	Taxes from Public Utilities	730,075.00	Local Municipal Purpose Taxes	.30
Human Resources	400.00	Other Miscellaneous Tax Revenues		Veteran & Senior Citizen Taxes	
Elections	2,607.18	State Aid Revenues	55,230.64	Total Taxes for Rate Computation	3.17
General Administration (other)	157,143.13	Federal Aid Revenues		Special District Taxes	
JUDICIARY		State and Local Fiscal Assistance Act Utilized	48,758.00	Bank Corp. Taxes	
Municipal Courts	39,248.50	Sale of Acquired Property	17,800.00	Added and Omitted Taxes	
PUBLIC SAFETY		Other Miscellaneous Revenues	190,528.51	Total Taxes Levied - ABSTRACT	
Fire Protection	8,425.00	Total	3,958,052.85	Total Taxes Billed	
Police Protection	399,129.10	Prior Years Surplus Appropriated	100,000.00	1983 TAXES COLLECTED	
Civil Defense & Disaster Control	314.10	REVENUES TOTAL	4,058,052.85	1983 Taxes Cancelled, Abated or Adjusted	
Environmental Inspection & Control	17,718.26	Reserve For Uncollected Taxes	282,717.12	Transfer to Tax Title Liens or Foreclosed	
Other Public Safety		CAPITAL OUTLAY TOTAL	118,601.01	Balance Outstanding Dec. 31, 1983	
PUBLIC WORKS				PRIOR YEARS TAXES OUTSTANDING	
Streets and Drainage	160,807.98	Public Enterprises		Balance January 1, 1983	
Sewers and Sewage Processing		Recreation—Culture		Collected in 1983	
Garbage and Trash Disposal	98,630.00	Public Works	77,243.79	Cancelled, Abated or Adjusted 1983	
Public Buildings and Grounds	24,600.00	Buildings and Grounds	41,357.22	Transfers to Tax Title Liens or Foreclosed	
Other Public Works	5,000.00	Library and Education		Balance December 31, 1983	
HEALTH and WELFARE		Conservation		TAX TITLE LIENS OUTSTANDING	
Health Services Except Environmental	900.00	All Other		Balance January 1, 1983	
Welfare-Public Assistance	6,879.99	CAPITAL DEBT AUTHORIZED, DECEMBER 31, 1983		Transfer From Taxes	
Hospitals, Clinics, First Aid		ISSUED AND UNISSUED		Redeemed in 1983	
Animal, Insect, & Rodent Control		School	650,545	Cancelled, Abated or Adjusted (1983)	
Other Welfare Services		Self-liquidating		Transfers to Foreclosed Property	
RECREATION and CONSERVATION		Other	1,309,428	Balance December 31, 1983	
Beaches and Boardwalks		Total	1,959,973	PROPERTY ACQUIRED BY DEED OR FORECLOSURE	
Parks, Playgrounds, Shade Trees	11,650.00	ISSUED AND OUTSTANDING		Balance January 1, 1983	
Land Reclamation & Conservation	162.00	School	589,969.33	Transfers From Taxes or Liens	
Other Recreational Services	5,594.11	Self-Liquidating		Sale for Cash (1983)	
EDUCATION (excluding schools)		Other	1,172,043.91	Cancelled, Abated or Adjusted (1983)	
Libraries	3,822.20	Total	1,762,013.24	Balance December 31, 1983	
Other Educational Services		EQUALIZED VALUATION BASIS		CURRENT FINANCES DECEMBER 31, 1983	
STATUTORY EXPENDITURES		FOR NET DEBT COMPUTATION		ASSETS	
Pensions & F. I. C. A.	108,919.00	REAL PROPERTY VALUATIONS		Cash Dec. 31, 1983	
Employee Fringe Benefits	44,965.75	Code Class # of Parcels % VAL'N		Taxes Receivable	
Other Statutory Expenditures	2,500.00	1 Vacant Land 374 7.37	4,425,600.00	Tax Title Liens	
CETA And Other Public Employment Programs		2 Residential 1472 74.85	44,968,650.00	Foreclosed Property	
MUNICIPAL FUNCTIONS TOTAL	1,179,183.21	3 Farm 12 .43	253,950.00	Emergencies & Other Deferred Charges	
CAPITAL IMPROVEMENTS *MEMO*	20,950.00	4a Commercial 88 13.28	7,976,850.00	State and Federal Aid Receivable	
DEBT SERVICE		4b Industrial 6 .92	554,600.00	Other Receivables	
Principal Payments	35,023.19	4c Apartments 3 3.17	1,902,450.00	Total	
Interest Payments	64,258.80	Total 1955	60,082,100.00	LIABILITIES, RESERVES, AND SURPLUS	
DEFERRED CHARGES	67,594.94	Land Area 3.27 Sq. Miles		Cash Liabilities	
SCHOOL, COUNTY, SPECIAL DISTRICT TAXES	2,644,647.39	Net Valuation Taxable-Municipal	60,686,596	Reserves for Receivables	
RESERVE FOR UNCOLLECTED TAXES	282,717.12	Net Valuation Taxable-County	88,158,977	Surplus Dec. 31, 1983	
EXPENDITURES TOTAL	4,273,424.65	State Equalized Valuation	88,533,810	Total	
		State Equalization Ratio	68.33		

1802
Population 1980 12,920
Population 1983 13,302
S & P Rating
Moody Rating AA

General Tax Rate Per \$100.
1.77
State Equalized Tax Rate
1.95

BERNARDS TOWNSHIP – SOMERSET CO.
Form of Government:
Township Committee
Number of Members on Governing Body – 5

PER CAPITA:
Gross Debt 1,116.81
Net Debt 592.82
Debt Service 95.72
Total Tax Levy 1,159.90
Municipal Expenditures 473.00
PER CENT:
Gross Debt 2.08
Net Debt 1.10
Tax Levy Collected 97.69
Tax Levy Cancelled, Abated or Adjusted .56

EXPENDITURES		REVENUES-REALIZED		1983 PROPERTY TAX	
GENERAL GOVERNMENT				STATE EQUALIZED TAX RATE 1.13	
Governing Body & Public Boards		1983 Property Taxes Collected	15,130,781.60	Local District School Taxes	8,910,190.50
Municipal Clerk	56,700.00	1983 Payments in Lieu of Taxes	83,101.25	Regional & Consolidated School Tax	
Financial Administration	44,655.00	Delinquent Tax & Lien Collections	312,674.33	School Taxes in Municipal Budget	
Assessment of Taxes	40,410.00	Business Personalty Replacement Taxes	127,449.88	County Taxes	3,668,305.44
Collection of Taxes	107,285.00	Taxes from Public Utilities	1,089,008.00	County Library Taxes	
Planning, Housing & Development		Other Miscellaneous Tax Revenues		Local Municipal Purpose Taxes	2,715,011.78
Human Resources	2,700.00	State Aid Revenues	108,395.59	Veteran & Senior Citizen Taxes	64,633.00
Elections	672,649.56	Federal Aid Revenues	99,111.44	Total Taxes for Rate Computation	15,358,140.72
General Administration (other)		State and Local Fiscal Assistance Act Utilized		Special District Taxes	
JUDICIARY	56,876.00	Sale of Acquired Property	1,417,967.97	Bank Corp. Taxes	14,397.53
Municipal Courts		Other Miscellaneous Revenues	1,368,490.06	Added and Omitted Taxes	121,033.73
PUBLIC SAFETY	103,297.00	Total	18,368,490.06	Total Taxes Levied - ABSTRACT	15,428,938.98
Fire Protection	905,237.00	Prior Years Surplus Appropriated	1,200,000.00	Total Taxes Billed	15,489,093.51
Police Protection		REVENUES	19,568,490.06	1983 TAXES COLLECTED	15,130,781.60
Civil Defense & Disaster Control	115,103.14	Reserve For Uncollected Taxes	669,908.88	1983 Taxes Cancelled, Abated or Adjusted	87,061.64
Environmental Inspection & Control		CAPITAL OUTLAY	TOTAL 2,089,557.60	Transfer to Tax Title Liens or Foreclosed	27,231.58
Other Public Safety				Balance Outstanding Dec. 31, 1983	244,018.69
PUBLIC WORKS	803,654.00	Public Enterprises		PRIOR YEARS TAXES OUTSTANDING	
Streets and Drainage	60,000.00	Recreation—Culture	714,056.95	Balance January 1, 1983	317,293.20
Sewers and Sewage Processing		Public Works	541,379.31	Collected in 1983	293,953.08
Garbage and Trash Disposal	319,541.00	Buildings and Grounds	834,121.34	Cancelled, Abated or Adjusted 1983	4,457.40
Public Buildings and Grounds		Library and Education		Transfers to Tax Title Liens or Foreclosed	9,713.53
Other Public Works		Conservation		Balance December 31, 1983	9,169.19
HEALTH and WELFARE	122,486.00	All Other		TAX TITLE LIENS OUTSTANDING	
Health Services Except Environmental	2,600.00	CAPITAL DEBT AUTHORIZED, DECEMBER 31, 1983		Balance January 1, 1983	40,665.48
Welfare-Public Assistance		ISSUED AND UNISSUED		Transfer From Taxes	38,486.47
Hospitals, Clinics, First Aid	11,441.00	School	6,970,000	Redeemed in 1983	18,721.25
Animal, Insect, & Rodent Control		Self-liquidating	7,885,750	Cancelled, Abated or Adjusted (1983)	208.83
Other Welfare Services		Other	14,855,750	Transfers to Foreclosed Property	
RECREATION and CONSERVATION	10,215.00	Total	14,855,750	Balance December 31, 1983	60,221.87
Beaches and Boardwalks	6,475.00	ISSUED AND OUTSTANDING		PROPERTY ACQUIRED BY DEED OR FORECLOSURE	
Parks, Playgrounds, Shade Trees	175,760.00	School	6,970,000.00	Balance January 1, 1983	201,450.00
Land Reclamation & Conservation		Self-Liquidating	7,548,650.00	Transfers From Taxes or Liens	
Other Recreational Services		Other	14,518,650.00	Sale for Cash (1983)	
EDUCATION (excluding schools)	238,623.00	Total		Cancelled, Abated or Adjusted (1983)	
Libraries		EQUALIZED VALUATION BASIS		Balance December 31, 1983	201,450.00
Other Educational Services		FOR NET DEBT COMPUTATION	714,938,597	CURRENT FINANCES DECEMBER 31, 1983	
STATUTORY EXPENDITURES	324,534.00	REAL PROPERTY VALUATIONS		ASSETS	
Pensions & F. I. C. A.	151,538.00	Code Class # of Parcels % VAL'N	ASSESSED VALUATION	Cash Dec. 31, 1983	2,681,531.27
Employee Fringe Benefits	1,600.00	1 Vacant Land 521 4.31	37,072,100.00	Taxes Receivable	253,187.88
Other Statutory Expenditures		2 Residential 3412 58.20	501,015,300.00	Tax Title Liens	60,221.87
CETA And Other Public Employment Programs	4,333,379.70	3 Farm 163 1.22	10,539,100.00	Foreclosed Property	201,450.00
MUNICIPAL FUNCTIONS	180,650.70	4a Commercial 80 35.93	309,297,200.00	Emergencies & Other Deferred Charges	45,645.43
CAPITAL IMPROVEMENTS		4b Industrial 6 .34	2,911,400.00	State and Federal Aid Receivable	1,409.90
DEBT SERVICE	390,400.00	4c Apartments		Other Receivables	127,068.07
Principal Payments	882,817.94	Total 4182	860,835,100.00	Total	3,370,514.42
Interest Payments		Land Area 24.95 Sq. Miles		LIABILITIES, RESERVES, AND SURPLUS	
DEFERRED CHARGES	15,282.87	Net Valuation Taxable-Municipal	868,246,365	Cash Liabilities	1,576,674.07
SCHOOL, COUNTY, SPECIAL DISTRICT TAXES	12,578,495.94	Net Valuation Taxable-County	733,752,500	Reserves for Receivables	630,666.48
RESERVE FOR UNCOLLECTED TAXES	669,908.88	State Equalized Valuation	787,509,481	Surplus Dec. 31, 1983	1,163,173.87
EXPENDITURES	18,870,285.33	State Equalization Ratio	110.35	Total	3,370,514.42

1803
Population 1980 6,715
Population 1983 6,821
S & P Rating
Moody Rating AA1

General Tax Rate Per \$100. 1.83
State Equalized Tax Rate 1.74

BERNARDSVILLE BORO. - SOMERSET CO.
Form of Government:
Borough Council
Number of Members on Governing Body - 6

PER CAPITA:
Gross Debt 274.62
Net Debt 7.22
Debt Service 14.08
Total Tax Levy 1,076.05
Municipal Expenditures 431.50

PER CENT:
Gross Debt .50
Net Debt .01
Tax Levy Collected 96.81
Tax Levy Cancelled, Abated or Adjusted .06

EXPENDITURES		REVENUES-REALIZED		1983 PROPERTY TAX	
GENERAL GOVERNMENT				STATE EQUALIZED TAX RATE → .94	
Governing Body & Public Boards		1983 Property Taxes Collected	7,111,533.78	Local District School Taxes	3,938,673.25
Municipal Clerk		1983 Payments in Lieu of Taxes		Regional & Consolidated School Tax	
Financial Administration	9,714.00	Delinquent Tax & Lien Collections	328,147.77	School Taxes in Municipal Budget	
Assessment of Taxes	24,248.00	Business Personalty Replacement Taxes	84,377.08	County Taxes	1,946,965.55
Collection of Taxes	18,517.00	Taxes from Public Utilities	526,246.00	County Library Taxes	-12.77
Planning, Housing & Development	25,628.00	Other Miscellaneous Tax Revenues		Local Municipal Purpose Taxes	1,385,410.38
Human Resources		State Aid Revenues	48,944.41	Veteran & Senior Citizen Taxes	47,600.00
Elections		Federal Aid Revenues		Total Taxes for Rate Computation	7,318,636.41
General Administration (other)	379,118.00	State and Local Fiscal Assistance Act Utilized	26,697.16	Special District Taxes	
JUDICIARY		Sale of Acquired Property		Bank Corp. Taxes	8,269.72
Municipal Courts	22,267.00	Other Miscellaneous Revenues	319,819.56	Added and Omitted Taxes	60,401.00
PUBLIC SAFETY		Total	8,445,765.76	Total Taxes Levied - ABSTRACT	7,339,707.13
Fire Protection	80,676.00	Prior Years Surplus Appropriated	627,490.00	Total Taxes Billed	7,345,683.95
Police Protection	529,333.00	REVENUES TOTAL	9,073,255.76	1983 TAXES COLLECTED	7,111,533.78
Civil Defense & Disaster Control	1,000.00	Reserve For Uncollected Taxes	619,639.61	1983 Taxes Cancelled, Abated or Adjusted	4,144.04
Environmental Inspection & Control	39,217.00			Transfer to Tax Title Liens or Foreclosed	29,600.27
Other Public Safety		CAPITAL OUTLAY TOTAL	199,398.23	Balance Outstanding Dec. 31, 1983	200,405.86
PUBLIC WORKS				PRIOR YEARS TAXES OUTSTANDING	
Streets and Drainage	319,166.00	Public Enterprises		Balance January 1, 1983	209,077.53
Sewers and Sewage Processing	116,038.00	Recreation—Culture	17,882.21	Collected in 1983	187,657.02
Garbage and Trash Disposal	148,477.16	Public Works	119,359.79	Cancelled, Abated or Adjusted 1983	
Public Buildings and Grounds	53,088.00	Buildings and Grounds	4,381.66	Transfers to Tax Title Liens or Foreclosed	
Other Public Works		Library and Education	57,774.57	Balance December 31, 1983	21,420.51
HEALTH and WELFARE		Conservation		TAX TITLE LIENS OUTSTANDING	
Health Services Except Environmental	32,620.00	All Other		Balance January 1, 1983	112,903.66
Welfare-Public Assistance	2,225.00			Transfer From Taxes	29,600.27
Hospitals, Clinics, First Aid		CAPITAL DEBT AUTHORIZED, DECEMBER 31, 1983		Redeemed in 1983	140,490.75
Animal, Insect, & Rodent Control	5,000.00	ISSUED AND UNISSUED		Cancelled, Abated or Adjusted (1983)	
Other Welfare Services		School	1,769,000	Transfers to Foreclosed Property	
RECREATION and CONSERVATION		Self-Liquidating	104,216	Balance December 31, 1983	2,013.18
Beaches and Boardwalks		Other	49,216	PROPERTY ACQUIRED BY DEED OR FORECLOSURE	
Parks, Playgrounds, Shade Trees	1,838.00	Total	1,873,216	Balance January 1, 1983	13,100.00
Land Reclamation & Conservation	325.00			Transfers From Taxes or Liens	
Other Recreational Services	46,457.00	ISSUED AND OUTSTANDING		Sale for Cash (1983)	
EDUCATION (excluding schools)		School	1,769,000.00	Cancelled, Abated or Adjusted (1983)	
Libraries	137,852.00	Self-Liquidating	93,000.00	Balance December 31, 1983	13,100.00
Other Educational Services		Other	1,862,000.00	CURRENT FINANCES DECEMBER 31, 1983	
STATUTORY EXPENDITURES		Total		ASSETS	
Pensions & F. I. C. A.	138,242.73	EQUALIZED VALUATION BASIS		Cash Dec. 31, 1983	1,597,115.63
Employee Fringe Benefits	58,716.00	FOR NET DEBT COMPUTATION	375,118,486	Taxes Receivable	221,826.37
Other Statutory Expenditures	10,638.00	REAL PROPERTY VALUATIONS		Tax Title Liens	2,013.18
CETA And Other Public Employment Programs		Code Class # of Parcels % VAL'N		Foreclosed Property	13,100.00
MUNICIPAL FUNCTIONS		1 Vacant Land 249 4.44	17,329,300.00	Emergencies & Other Deferred Charges	16,000.00
CAPITAL IMPROVEMENTS		2 Residential 2053 84.13	328,089,600.00	State and Federal Aid Receivable	
MEMO		3 Farm 35 1.12	4,352,175.00	Other Receivables	483.91
DEBT SERVICE		4a Commercial 110 8.48	33,076,400.00	Total	1,850,539.09
Principal Payments	86,500.00	4b Industrial 2 1.32	5,158,800.00	LIABILITIES, RESERVES, AND SURPLUS	
Interest Payments	9,510.75	4c Apartments 4 .51	1,991,100.00	Cash Liabilities	346,599.95
		Total 2453	389,997,575.00	Reserves for Receivables	237,423.46
DEFERRED CHARGES		Land Area 12.85 Sq. Miles		Surplus Dec. 31, 1983	1,266,515.68
SCHOOL, COUNTY, SPECIAL DISTRICT TAXES	27,237.49	Net Valuation Taxable-Municipal	398,102,881	Total	1,850,539.09
SCHOOL, COUNTY, SPECIAL DISTRICT TAXES	5,885,626.03	Net Valuation Taxable-County	387,501,443		
RESERVE FOR UNCOLLECTED TAXES	619,639.61	State Equalized Valuation	417,928,050		
EXPENDITURES		State Equalization Ratio	95.19		
TOTAL	8,828,914.77				

1002
Population 1980 3,045
Population 1983 3,200
S & P Rating
Moody Rating

General Tax Rate Per \$100. 2.54
State Equalized Tax Rate 2.50

BETHLEHEM TOWNSHIP – HUNTERDON CO.
Form of Government:
Township Committee
Number of Members on Governing Body – 3

PER CAPITA:
Gross Debt 837.28
Net Debt
Debt Service
Total Tax Levy 774.96
Municipal Expenditures 262.48
PER CENT:
Gross Debt 2.90
Net Debt
Tax Levy Collected 89.70
Tax Levy Cancelled, Abated or Adjusted 1.41

EXPENDITURES		REVENUES-REALIZED		1983 PROPERTY TAX	
GENERAL GOVERNMENT				STATE EQUALIZED TAX RATE →	
Governing Body & Public Boards		1983 Property Taxes Collected	2,230,513.54	Local District School Taxes 1.18	1,169,608.50
Municipal Clerk	12,890.50	1983 Payments in Lieu of Taxes		Regional & Consolidated School Tax .67	666,661.21
Financial Administration	8,069.85	Delinquent Tax & Lien Collections	231,767.80	School Taxes in Municipal Budget	
Assessment of Taxes	15,115.87	Business Personalty Replacement Taxes	30,934.00	County Taxes .44	433,989.09
Collection of Taxes	42,345.43	Taxes from Public Utilities	146,025.00	County Library Taxes .03	26,000.45
Planning, Housing & Development		Other Miscellaneous Tax Revenues		Local Municipal Purpose Taxes .18	173,719.23
Human Resources	500.85	State Aid Revenues	11,022.22	Veteran & Senior Citizen Taxes	22,100.00
Elections	80,506.96	Federal Aid Revenues	11,954.00	Total Taxes for Rate Computation 2.50	2,492,078.48
General Administration (other)		State and Local Fiscal Assistance Act Utilized		Special District Taxes	
JUDICIARY	10,976.81	Sale of Acquired Property	170,274.53	Bank Corp. Taxes	
Municipal Courts		Other Miscellaneous Revenues	2,832,491.09	Added and Omitted Taxes	9,889.34
PUBLIC SAFETY	26,000.00	Total	2,832,491.09	Total Taxes Levied - ABSTRACT	2,479,867.82
Fire Protection	15,440.83	Prior Years Surplus Appropriated	275,000.00	Total Taxes Billed	2,486,716.35
Police Protection	500.00	REVENUES TOTAL	3,107,491.09	1983 TAXES COLLECTED	2,230,513.54
Civil Defense & Disaster Control		Reserve For Uncollected Taxes	298,313.50	1983 Taxes Cancelled, Abated or Adjusted	34,996.62
Environmental Inspection & Control		CAPITAL OUTLAY TOTAL	500.00	Transfer to Tax Title Liens or Foreclosed	13,843.66
Other Public Safety				Balance Outstanding Dec. 31, 1983	207,362.53
PUBLIC WORKS	261,970.51	Public Enterprises		PRIOR YEARS TAXES OUTSTANDING	
Streets and Drainage		Recreation—Culture		Balance January 1, 1983	218,400.11
Sewers and Sewage Processing	5,000.00	Public Works	500.00	Collected in 1983	211,524.23
Garbage and Trash Disposal	25,813.80	Buildings and Grounds		Cancelled, Abated or Adjusted 1983	5,084.54
Public Buildings and Grounds		Library and Education		Transfers to Tax Title Liens or Foreclosed	
Other Public Works		Conservation		Balance December 31, 1983	1,791.34
HEALTH and WELFARE	560.00	All Other		TAX TITLE LIENS OUTSTANDING	
Health Services Except Environmental	1,276.00	CAPITAL DEBT AUTHORIZED, DECEMBER 31, 1983		Balance January 1, 1983	131,159.42
Welfare-Public Assistance		ISSUED AND UNISSUED		Transfer From Taxes	13,843.66
Hospitals, Clinics, First Aid	750.00	School	2,679,301	Redeemed in 1983	20,243.57
Animal, Insect, & Rodent Control		Self-liquidating		Cancelled, Abated or Adjusted (1983)	974.27
Other Welfare Services		Other		Transfers to Foreclosed Property	
RECREATION and CONSERVATION	3,442.89	Total	2,679,301	Balance December 31, 1983	123,785.24
Beaches and Boardwalks		ISSUED AND OUTSTANDING		PROPERTY ACQUIRED BY DEED OR FORECLOSURE	
Parks, Playgrounds, Shade Trees	3,204.90	School	2,678,693.64	Balance January 1, 1983	
Land Reclamation & Conservation		Self-liquidating		Transfers From Taxes or Liens	
Other Recreational Services		Other		Sale for Cash (1983)	
EDUCATION (excluding schools)		Total	2,678,693.64	Cancelled, Abated or Adjusted (1983)	
Libraries		EQUALIZED VALUATION BASIS		Balance December 31, 1983	
Other Educational Services		FOR NET DEBT COMPUTATION	92,413,512	CURRENT FINANCES DECEMBER 31, 1983	
STATUTORY EXPENDITURES	15,615.95	REAL PROPERTY VALUATIONS		ASSETS	
Pensions & F. I. C. A.	3,118.75	Code Class # of Parcels % VAL'N	ASSESSED VALUATION	Cash Dec. 31, 1983	1,501,730.38
Employee Fringe Benefits	2,500.00	1 Vacant Land 250 6.98	6,768,750.00	Taxes Receivable	209,153.87
Other Statutory Expenditures		2 Residential 761 72.66	70,472,800.00	Tax Title Liens	123,785.24
CETA And Other Public Employment Programs		3 Farm 400 14.93	14,475,895.00	Foreclosed Property	
MUNICIPAL FUNCTIONS	535,599.90	4a Commercial 16 3.86	3,747,700.00	Emergencies & Other Deferred Charges	10,542.04
CAPITAL IMPROVEMENTS *MEMO*		4b Industrial 3 1.58	1,529,200.00	State and Federal Aid Receivable	172.48
DEBT SERVICE		4c Apartments		Other Receivables	34,144.96
Principal Payments		Total 1430	96,994,345.00	Total	1,879,528.97
Interest Payments	6,023.96	Land Area 20.60 Sq. Miles		LIABILITIES, RESERVES, AND SURPLUS	
DEFERRED CHARGES	2,296,259.25	Net Valuation Taxable-Municipal	97,490,526	Cash Liabilities	939,436.00
SCHOOL, COUNTY, SPECIAL DISTRICT TAXES	298,313.50	Net Valuation Taxable-County	96,105,116	Reserves for Receivables	367,084.07
RESERVE FOR UNCOLLECTED TAXES		State Equalized Valuation	99,243,181	Surplus Dec. 31, 1983	573,008.90
EXPENDITURES TOTAL	3,136,196.61	State Equalization Ratio	98.23	Total	1,879,528.97

General Tax Rate Per \$100. 2.94
State Equalized Tax Rate 2.87

PER CAPITA:		PER CENT:	
Gross Debt	185.31	Gross Debt	1.47
Net Debt	80.70	Net Debt	.64
Debt Service	43.83	Tax Levy Collected	88.79
Total Tax Levy	402.55	Tax Levy Cancelled, Abated	
Municipal Expenditures	267.99	or Adjusted	

1981/3000

113

2104
Population 1980 4,360
Population 1983 4,554
S & P Rating
Moody Rating

General Tax Rate Per \$100. .90
State Equalized Tax Rate .64

BLAIRSTOWN TOWNSHIP – WARREN CO.
Form of Government:
Township Committee
Number of Members on Governing Body – 5

PER CAPITA:
Gross Debt 127.03
Net Debt
Debt Service
Total Tax Levy 209.92
Municipal Expenditures 818.23
PER CENT:
Gross Debt .41
Net Debt
Tax Levy Collected 91.50
Tax Levy Cancelled, Abated or Adjusted .02

EXPENDITURES		REVENUES-REALIZED		1983 PROPERTY TAX	
GENERAL GOVERNMENT				STATE EQUALIZED TAX RATE →	
Governing Body & Public Boards		1983 Property Taxes Collected	875,029.70	Local District School Taxes	
Municipal Clerk		1983 Payments in Lieu of Taxes		Regional & Consolidated School Tax	
Financial Administration	17,900.00	Delinquent Tax & Lien Collections	78,607.59	School Taxes in Municipal Budget	
Assessment of Taxes	20,376.73	Business Personalty Replacement Taxes	31,835.08	County Taxes	.60 892,944.97
Collection of Taxes	14,825.00	Taxes from Public Utilities	2,981,516.00	County Library Taxes	.04 53,264.14
Planning, Housing & Development	33,838.00	Other Miscellaneous Tax Revenues		Local Municipal Purpose Taxes	
Human Resources		State Aid Revenues		Veteran & Senior Citizen Taxes	
Elections		Federal Aid Revenues		Total Taxes for Rate Computation	.64 39,900.00
General Administration (other)	165,170.00	State and Local Fiscal Assistance Act Utilized	40,711.00	Special District Taxes	
JUDICIARY		Sale of Acquired Property		Bond Corp. Taxes	
Municipal Courts	25,759.55	Other Miscellaneous Revenues	872,028.20	Added and Omitted Taxes	
PUBLIC SAFETY		Total	4,879,727.57	Total Taxes Levied - ABSTRACT	955,980.61
Fire Protection	20,844.44	Prior Years Surplus Appropriated	965,203.44	Total Taxes Billed	956,297.65
Police Protection	259,849.00	REVENUES TOTAL	5,844,931.01	1983 TAXES COLLECTED	875,029.70
Civil Defense & Disaster Control	1,775.00	Reserve For Uncollected Taxes	81,000.00	1983 Taxes Cancelled, Abated or Adjusted	237.15
Environmental Inspection & Control	23,000.00	CAPITAL OUTLAY TOTAL	302,232.80	Transfer to Tax Title Liens or Foreclosed	1,793.03
Other Public Safety				Balance Outstanding Dec. 31, 1983	79,237.77
PUBLIC WORKS				PRIOR YEARS TAXES OUTSTANDING	
Streets and Drainage	419,500.00	Public Enterprises		Balance January 1, 1983	76,313.54
Sewers and Sewage Processing	35,000.00	Recreation—Culture		Collected in 1983	73,357.35
Garbage and Trash Disposal	11,000.00	Public Works	302,232.80	Cancelled, Abated or Adjusted 1983	1,666.32
Public Buildings and Grounds	70,675.00	Buildings and Grounds		Transfers to Tax Title Liens or Foreclosed	257.69
Other Public Works		Library and Education		Balance December 31, 1983	1,032.18
HEALTH and WELFARE		Conservation		TAX TITLE LIENS OUTSTANDING	
Health Services Except Environmental	7,000.00	All Other		Balance January 1, 1983	9,333.26
Welfare-Public Assistance	6,500.00	CAPITAL DEBT AUTHORIZED, DECEMBER 31, 1983		Transfer From Taxes	2,176.84
Hospitals, Clinics, First Aid		ISSUED AND UNISSUED GROSS DEBT NET DEBT		Redeemed in 1983	5,250.24
Animal, Insect, & Rodent Control	3,000.00	School 578,476		Cancelled, Abated or Adjusted (1983)	
Other Welfare Services		Self-liquidating		Transfers to Foreclosed Property	
RECREATION and CONSERVATION		Other		Balance December 31, 1983	6,259.86
Beaches and Boardwalks		Total 578,476		PROPERTY ACQUIRED BY DEED OR FORECLOSURE	
Parks, Playgrounds, Shade Trees	500.00	ISSUED AND OUTSTANDING		Balance January 1, 1983	
Land Reclamation & Conservation	52,893.00	School 578,476.80		Transfers From Taxes or Liens	
Other Recreational Services		Self-liquidating		Sale for Cash (1983)	
EDUCATION (excluding schools)		Other		Cancelled, Abated or Adjusted (1983)	
Libraries	12,000.00	Total 578,476.80		Balance December 31, 1983	
Other Educational Services	1,007,150.00	EQUALIZED VALUATION BASIS FOR NET DEBT COMPUTATION	141,864,217	CURRENT FINANCES DECEMBER 31, 1983	
STATUTORY EXPENDITURES		REAL PROPERTY VALUATIONS		ASSETS	
Pensions & F. I. C. A.	57,100.00	Code Class # of Parcels % VAL'N ASSESSED VALUATION		Cash Dec. 31, 1983	8,092,669.22
Employee Fringe Benefits	31,000.00	1 Vacant Land 677 12.58	13,140,830.00	Taxes Receivable	80,269.95
Other Statutory Expenditures	8,000.00	2 Residential 1250 68.36	71,421,000.00	Tax Title Liens	6,259.86
CETA And Other Public Employment Programs		3 Farm 278 7.52	7,852,383.00	Foreclosed Property	
MUNICIPAL FUNCTIONS TOTAL	2,304,655.72	4a Commercial 88 9.08	9,490,039.00	Emergencies & Other Deferred Charges	1,402.27
CAPITAL IMPROVEMENTS *MEMO*	500,000.00	4b Industrial 14 2.46	2,569,250.00	State and Federal Aid Receivable	
DEBT SERVICE		4c Apartments		Other Receivables	31,704.55
Principal Payments		Total 2307	104,473,502.00	Total	8,212,305.85
Interest Payments		Land Area 30.90 Sq. Miles		LIABILITIES, RESERVES, AND SURPLUS	
DEFERRED CHARGES	1,340,547.91	Net Valuation Taxable-Municipal	105,533,397	Cash Liabilities	2,007,044.41
SCHOOL, COUNTY, SPECIAL DISTRICT TAXES	946,209.11	Net Valuation Taxable-County	152,501,337	Reserves for Receivables	118,234.36
RESERVE FOR UNCOLLECTED TAXES	81,000.00	State Equalized Valuation	147,895,456	Surplus Dec. 31, 1983	6,087,027.08
EXPENDITURES TOTAL	4,672,412.74	State Equalization Ratio	71.15	Total	8,212,305.85

0702

Population 1980 47,792
 Population 1983 47,688
 S & P Rating AA
 Moody Rating AA

General Tax Rate Per \$100. 7.97
 State Equalized Tax Rate 3.56

BLOOMFIELD TOWNSHIP - ESSEX COUNTY**Form of Government:****Special Charter (P.L. 1955 c. 201)****Number of Members on Governing Body - 7****PER CAPITA:**

Gross Debt 213.10
 Net Debt 119.01
 Debt Service 24.29
 Total Tax Levy 737.75
 Municipal Expenditures 387.60

PER CENT:

Gross Debt 1.11
 Net Debt .62
 Tax Levy Collected 97.95
 Tax Levy Cancelled, Abated or Adjusted .25

EXPENDITURES		REVENUES-REALIZED		1983 PROPERTY TAX	
GENERAL GOVERNMENT				STATE EQUALIZED TAX RATE	
Governing Body & Public Boards		1983 Property Taxes Collected	34,436,374.20	Local District School Taxes 1.46	14,410,805.00
Municipal Clerk	76,695.00	1983 Payments in Lieu of Taxes	35,926.40	Regional & Consolidated School Tax	
Financial Administration	236,830.00	Delinquent Tax & Lien Collections	673,676.13	School Taxes in Municipal Budget .01	137,365.00
Assessment of Taxes	104,280.00	Business Personality Replacement Taxes	1,039,063.12	County Taxes 1.05	10,377,809.66
Collection of Taxes		Taxes from Public Utilities	2,347,193.00	County Library Taxes	
Planning, Housing & Development	169,945.00	Other Miscellaneous Tax Revenues		Local Municipal Purpose Taxes 1.03	10,141,477.65
Human Resources	149,331.00	State Aid Revenues	953,146.52	Veteran & Senior Citizen Taxes	488,500.00
Elections		Federal Aid Revenues		Total Taxes for Rate Computation 3.55	35,555,957.31
General Administration (other)	817,406.92	State and Local Fiscal Assistance Act Utilized	715,086.00	Special District Taxes	
JUDICIARY		Sale of Acquired Property	10,760.00	Bank Corp. Taxes	61,217.99
Municipal Courts	136,870.00	Other Miscellaneous Revenues	1,537,306.83	Added and Omitted Taxes	52,965.83
PUBLIC SAFETY		Total	41,748,532.20	Total Taxes Levied - ABSTRACT	35,181,641.13
Fire Protection	2,936,796.00	Prior Years Surplus Appropriated	1,180,000.00	Total Taxes Billed	35,156,424.36
Police Protection	3,487,844.40	REVENUES TOTAL	42,928,532.20	1983 TAXES COLLECTED	34,436,374.20
Civil Defense & Disaster Control	13,905.00	Reserve For Uncollected Taxes	1,450,000.00	1983 Taxes Cancelled, Abated or Adjusted	86,846.68
Environmental Inspection & Control	350.00			Transfer to Tax Title Liens or Foreclosed	
Other Public Safety		CAPITAL OUTLAY TOTAL	546,039.70	Balance Outstanding Dec. 31, 1983	633,203.48
PUBLIC WORKS				PRIOR YEARS TAXES OUTSTANDING	
Streets and Drainage	780,918.00	Public Enterprises	110,882.12	Balance January 1, 1983	684,317.30
Sewers and Sewage Processing	1,040,236.16	Recreation—Culture	16,800.18	Collected in 1983	663,439.10
Garbage and Trash Disposal	999,314.00	Public Works	269,510.87	Cancelled, Abated or Adjusted 1983	
Public Buildings and Grounds	92,370.00	Buildings and Grounds	137,466.63	Transfers to Tax Title Liens or Foreclosed	
Other Public Works	481,630.00	Library and Education	11,379.90	Balance December 31, 1983	20,878.20
HEALTH and WELFARE		Conservation		TAX TITLE LIENS OUTSTANDING	
Health Services Except Environmental	473,416.59	All Other		Balance January 1, 1983	45,536.03
Welfare-Public Assistance	56,700.00			Transfer From Taxes	
Hospitals, Clinics, First Aid		CAPITAL DEBT AUTHORIZED, DECEMBER 31, 1983		Redeemed in 1983	10,237.03
Animal, Insect, & Rodent Control	21,500.00	ISSUED AND UNISSUED		Cancelled, Abated or Adjusted (1983)	
Other Welfare Services		School	3,722,000	Transfers to Foreclosed Property	
RECREATION and CONSERVATION		Self-liquidating	765,000	Balance December 31, 1983	35,299.00
Beaches and Boardwalks		Other	5,675,139	PROPERTY ACQUIRED BY DEED OR FORECLOSURE	
Parks, Playgrounds, Shade Trees	202,490.00	Total	10,162,139	Balance January 1, 1983	253,960.00
Land Reclamation & Conservation	22,000.00			Transfers From Taxes or Liens	
Other Recreational Services	358,605.00	ISSUED AND OUTSTANDING		Sale for Cash (1983)	34,160.00
EDUCATION (excluding schools)		School	518,000.00	Cancelled, Abated or Adjusted (1983)	
Libraries	599,830.00	Self-liquidating	765,000.00	Balance December 31, 1983	219,800.00
Other Educational Services	5,050.00	Other	5,436,000.00	CURRENT FINANCES DECEMBER 31, 1983	
STATUTORY EXPENDITURES		Total	6,719,000.00	ASSETS	
Pensions & F. I. C. A.	1,750,914.54	EQUALIZED VALUATION BASIS		Cash Dec. 31, 1983	2,593,529.41
Employee Fringe Benefits	736,870.00	FOR NET DEBT COMPUTATION	917,357,524	Taxes Receivable	654,081.68
Other Statutory Expenditures	1,000.00	REAL PROPERTY VALUATIONS		Tax Title Liens	35,299.00
CETA And Other Public Employment Programs		Code Class # of Parcels % VAL'N		Foreclosed Property	219,800.00
MUNICIPAL FUNCTIONS		1 Vacant Land 278 .43		Emergencies & Other Deferred Charges	84,500.00
CAPITAL IMPROVEMENTS		2 Residential 10344 66.62		State and Federal Aid Receivable	
DEBT SERVICE		3 Farm		Other Receivables	20,809.67
Principal Payments	743,000.00	4a Commercial 741 17.90		Total	3,608,019.76
Interest Payments	415,342.74	4b Industrial 88 7.24		LIABILITIES, RESERVES, AND SURPLUS	
TYPE I SCHL DEBT *MEMO	170,030.00	4c Apartments 114 7.81		Cash Liabilities	1,205,552.70
	122,494.55	Total 11565		Reserves for Receivables	909,195.16
DEFERRED CHARGES		Land Area 5.40 Sq. Miles		Surplus Dec. 31, 1983	1,493,271.90
SCHOOL, COUNTY, SPECIAL DISTRICT TAXES	24,925,979.66			Total	3,608,019.76
RESERVE FOR UNCOLLECTED TAXES	1,450,000.00	Net Valuation Taxable-Municipal	440,444,900		
EXPENDITURES		Net Valuation Taxable-County	943,042,282		
TOTAL	43,409,914.56	State Equalized Valuation	979,184,587		
		State Equalization Ratio	44.67		

1601

Population 1980 **7,867**
 Population 1983 **7,934**
 S & P Rating
 Moody Rating **BAA1**

General Tax Rate Per \$100.
4.68
 State Equalized Tax Rate
2.68

BLOOMINGDALE BOROUGH - PASSAIC CO.**Form of Government:****Borough Council****Number of Members on Governing Body - 6****PER CAPITA:**

Gross Debt **453.01**
 Net Debt **340.84**
 Debt Service **30.76**
 Total Tax Levy **635.71**
 Municipal Expenditures **292.70**

PER CENT:

Gross Debt **2.10**
 Net Debt **1.58**
 Tax Levy Collected **96.20**
 Tax Levy Cancelled, Abated
 or Adjusted **.21**

EXPENDITURES		REVENUES-REALIZED		1983 PROPERTY TAX	
GENERAL GOVERNMENT				STATE EQUALIZED TAX RATE →	
Governing Body & Public Boards	85,149.00	1983 Property Taxes Collected	4,848,848.16	Local District School Taxes	1.41 2,631,313.75
Municipal Clerk		1983 Payments in Lieu of Taxes		Regional & Consolidated School Tax	
Financial Administration	7,000.00	Delinquent Tax & Lien Collections	117,827.21	School Taxes in Municipal Budget	
Assessment of Taxes	5,100.00	Business Personalty Replacement Taxes	66,231.64	County Taxes	.58 1,084,375.51
Collection of Taxes	43,646.00	Taxes from Public Utilities	289,714.00	County Library Taxes	
Planning, Housing & Development	13,800.00	Other Miscellaneous Tax Revenues		Local Municipal Purpose Taxes	.70 1,305,755.25
Human Resources		State Aid Revenues	96,121.82	Veteran & Senior Citizen Taxes	
Elections	1,625.00	Federal Aid Revenues		Total Taxes for Rate Computation	2.69 5,101,194.51
General Administration (other)	150,140.46	State and Local Fiscal Assistance Act Utilized	64,747.00	Special District Taxes	
JUDICIARY		Sole of Acquired Property		Bank Corp. Taxes	7,475.66
Municipal Courts	10,870.00	Other Miscellaneous Revenues	202,937.94	Added and Omitted Taxes	14,815.34
PUBLIC SAFETY		Total	5,686,427.77	Total Taxes Levied - ABSTRACT	5,043,735.51
Fire Protection	32,854.00	Prior Years Surplus Appropriated	250,000.00	Total Taxes Billed	5,040,252.56
Police Protection	415,521.18	REVENUES	5,936,427.77	1983 TAXES COLLECTED	4,848,848.16
Civil Defense & Disaster Control	1.00	Reserve For Uncollected Taxes	251,612.30	1983 Taxes Cancelled, Abated or Adjusted	10,417.68
Environmental Inspection & Control	12,672.00	CAPITAL OUTLAY	174,999.39	Transfer to Tax Title Liens or Foreclosed	6,973.20
Other Public Safety		Total		Balance Outstanding Dec. 31, 1983	174,013.52
PUBLIC WORKS				PRIOR YEARS TAXES OUTSTANDING	
Streets and Drainage	278,286.91	Public Enterprises		Balance January 1, 1983	121,108.24
Sewers and Sewage Processing	172,154.65	Recreation—Culture	85,835.81	Collected in 1983	117,827.21
Garbage and Trash Disposal	153,041.13	Public Works	60,133.43	Cancelled, Abated or Adjusted 1983	
Public Buildings and Grounds	41,551.00	Buildings and Grounds	24,030.15	Transfers to Tax Title Liens or Foreclosed	
Other Public Works	49,000.00	Library and Education	5,000.00	Balance December 31, 1983	3,281.03
HEALTH and WELFARE		Conservation		TAX TITLE LIENS OUTSTANDING	
Health Services Except Environmental	48,383.00	All Other		Balance January 1, 1983	100,199.95
Welfare-Public Assistance	6,030.00	CAPITAL DEBT AUTHORIZED, DECEMBER 31, 1983		Transfer From Taxes	6,973.20
Hospitals, Clinics, First Aid		ISSUED AND UNISSUED	GROSS DEBT	Redeemed in 1983	
Animal, Insect, & Rodent Control	2,247.15	School	890,000	Cancelled, Abated or Adjusted (1983)	
Other Welfare Services		Self-liquidating	2,704,217	Transfers to Foreclosed Property	88,987.02
RECREATION and CONSERVATION		Other	2,704,217	Balance December 31, 1983	18,186.13
Beaches and Boardwalks		Total	3,594,217	PROPERTY ACQUIRED BY DEED OR FORECLOSURE	
Parks, Playgrounds, Shade Trees	1.00			Balance January 1, 1983	309,312.98
Land Reclamation & Conservation	920.00	ISSUED AND OUTSTANDING	890,000.00	Transfers From Taxes or Liens	88,987.02
Other Recreational Services	14,837.00	School		Sale for Cash (1983)	
EDUCATION (excluding schools)		Self-Liquidating		Cancelled, Abated or Adjusted (1983)	
Libraries	52,969.00	Other	1,673,000.00	Balance December 31, 1983	398,300.00
Other Educational Services	5,160.00	Total	2,563,000.00	CURRENT FINANCES DECEMBER 31, 1983	
STATUTORY EXPENDITURES		EQUALIZED VALUATION BASIS	171,446,935	ASSETS	
Pensions & F. I. C. A.	149,330.91	FOR NET DEBT COMPUTATION		Cash Dec. 31, 1983	550,001.64
Employee Fringe Benefits	69,243.64	REAL PROPERTY VALUATIONS		Taxes Receivable	177,294.55
Other Statutory Expenditures	1.00	Code Class # of Parcels % VAL'N	ASSESSED VALUATION	Tax Title Liens	18,186.13
CETA And Other Public Employment Programs		1 Vacant Land 232 5.77	6,159,600.00	Foreclosed Property	398,300.00
MUNICIPAL FUNCTIONS	TOTAL	2 Residential 2169 80.13	85,493,500.00	Emergencies & Other Deferred Charges	13,100.00
CAPITAL IMPROVEMENTS	*MEMO*	3 Farm 5 .16	167,800.00	State and Federal Aid Receivable	8,834.13
DEBT SERVICE		4a Commercial 101 8.00	8,531,800.00	Other Receivables	2,159.42
Principal Payments	115,763.87	4b Industrial 5 .57	610,300.00	Total	1,167,875.87
Interest Payments	128,283.06	4c Apartments 7 5.37	5,724,900.00	LIABILITIES, RESERVES, AND SURPLUS	
		Total 2519	106,687,900.00	Cash Liabilities	189,439.81
DEFERRED CHARGES		Land Area 8.74 Sq. Miles		Reserves for Receivables	595,940.10
SCHOOL, COUNTY, SPECIAL DISTRICT TAXES		Net Valuation Taxable-Municipal	107,383,969	Surplus Dec. 31, 1983	382,495.96
RESERVE FOR UNCOLLECTED TAXES		Net Valuation Taxable-County	176,860,826	Total	1,167,875.87
EXPENDITURES	TOTAL	State Equalized Valuation	186,758,600		
		State Equalization Ratio	57.34		

1003

Population 1980 864
Population 1983 857
S & P Rating
Moody Rating

General Tax Rate Per \$100. 3.78
State Equalized Tax Rate 2.20

BLOOMSBURY BOROUGH – HUNTERDON CO.
Form of Government:
Borough Council
Number of Members on Governing Body – 6

PER CAPITA:
Gross Debt 156.72
Net Debt 17.10
Debt Service 1.06
Total Tax Levy 570.80
Municipal Expenditures 202.74

PER CENT:
Gross Debt .66
Net Debt .07
Tax Levy Collected 94.59
Tax Levy Cancelled, Abated or Adjusted .01

EXPENDITURES		REVENUES-REALIZED		1983 PROPERTY TAX	
GENERAL GOVERNMENT				STATE EQUALIZED TAX RATE 1.50	
Governing Body & Public Boards		1983 Property Taxes Collected	459,734.43	Local District School Taxes	330,938.00
Municipal Clerk		1983 Payments in Lieu of Taxes		Regional & Consolidated School Tax	
Financial Administration	2,890.00	Delinquent Tax & Lien Collections	27,563.43	School Taxes in Municipal Budget	
Assessment of Taxes	2,189.00	Business Personality Replacement Taxes	13,543.96	County Taxes	.44 97,217.98
Collection of Taxes	2,406.00	Taxes from Public Utilities	27,702.00	County Library Taxes	.03 5,826.90
Planning, Housing & Development	1,900.00	Other Miscellaneous Tax Revenues		Local Municipal Purpose Taxes	.23 50,641.73
Human Resources		State Aid Revenues	5,999.86	Veteran & Senior Citizen Taxes	9,850.00
Elections	160.00	Federal Aid Revenues		Total Taxes for Rate Computation	2.20 494,474.61
General Administration (other)	45,701.00	State and Local Fiscal Assistance Act Utilized	3,749.47	Special District Taxes	
JUDICIARY		Sale of Acquired Property		Bank Corp. Taxes	4,105.57
Municipal Courts	5,220.00	Other Miscellaneous Revenues	41,056.98	Added and Omitted Taxes	443.20
PUBLIC SAFETY		Total	579,350.13	Total Taxes Levied - ABSTRACT	489,173.38
Fire Protection	9,155.00	Prior Years Surplus Appropriated	40,000.00	Total Taxes Billed	486,016.97
Police Protection	14,580.00	REVENUES TOTAL	619,350.13	1983 TAXES COLLECTED	459,734.43
Civil Defense & Disaster Control	500.00	Reserve For Uncollected Taxes	35,044.92	1983 Taxes Cancelled, Abated or Adjusted	50.00
Environmental Inspection & Control	400.00			Transfer to Tax Title Liens or Foreclosed	179.55
Other Public Safety				Balance Outstanding Dec. 31, 1983	26,052.99
PUBLIC WORKS		CAPITAL OUTLAY TOTAL	2,158.85	PRIOR YEARS TAXES OUTSTANDING	
Streets and Drainage	13,720.00	Public Enterprises	2,158.85	Balance January 1, 1983	27,759.97
Sewers and Sewage Processing		Recreation—Culture		Collected in 1983	27,563.43
Garbage and Trash Disposal	11,761.39	Public Works		Cancelled, Abated or Adjusted 1983	196.54
Public Buildings and Grounds	14,960.00	Buildings and Grounds		Transfers to Tax Title Liens or Foreclosed	
Other Public Works		Library and Education		Balance December 31, 1983	
HEALTH and WELFARE		Conservation		TAX TITLE LIENS OUTSTANDING	
Health Services Except Environmental	150.00	All Other		Balance January 1, 1983	371.18
Welfare-Public Assistance				Transfer From Taxes	179.55
Hospitals, Clinics, First Aid		CAPITAL DEBT AUTHORIZED, DECEMBER 31, 1983		Redeemed in 1983	
Animal, Insect, & Rodent Control	475.00	ISSUED AND UNISSUED		Cancelled, Abated or Adjusted (1983)	
Other Welfare Services		School	62,500	Transfers to Foreclosed Property	
RECREATION and CONSERVATION		Self-liquidating	57,150	Balance December 31, 1983	550.73
Beaches and Boardwalks		Other	14,655	PROPERTY ACQUIRED BY DEED OR FORECLOSURE	
Parks, Playgrounds, Shade Trees		Total	134,305	Balance January 1, 1983	1,100.00
Land Reclamation & Conservation				Transfers From Taxes or Liens	
Other Recreational Services	50.00	ISSUED AND OUTSTANDING		Sole for Cash (1983)	
EDUCATION (excluding schools)		School	60,000.00	Cancelled, Abated or Adjusted (1983)	
Libraries		Self-Liquidating	27,150.00	Balance December 31, 1983	1,100.00
Other Educational Services		Other	6,760.00	CURRENT FINANCES DECEMBER 31, 1983	
STATUTORY EXPENDITURES		Total	93,910.00	ASSETS	
Pensions & F. I. C. A.	2,650.00	EQUALIZED VALUATION BASIS		Cash Dec. 31, 1983	338,974.31
Employee Fringe Benefits		FOR NET DEBT COMPUTATION	20,265,971	Taxes Receivable	26,052.99
Other Statutory Expenditures	225.00	REAL PROPERTY VALUATIONS		Tax Title Liens	550.73
CETA And Other Public Employment Programs		Code Class # of Parcels % VAL'N		Foreclosed Property	1,100.00
MUNICIPAL FUNCTIONS TOTAL	129,092.39	1 Vacant Land 47 1.43	180,575.00	Emergencies & Other Deferred Charges	2,495.05
CAPITAL IMPROVEMENTS *MEMO*		2 Residential 263 69.19	8,707,965.00	State and Federal Aid Receivable	274.78
DEBT SERVICE		3 Farm 17 2.30	289,720.00	Other Receivables	9,977.87
Principal Payments		4a Commercial 18 17.56	2,210,050.00	Total	379,425.73
Interest Payments	905.80	4b Industrial 7 8.86	1,115,050.00	LIABILITIES, RESERVES, AND SURPLUS	
		4c Apartments 1 .65	81,700.00	Cash Liabilities	183,513.44
		Total 353	12,585,060.00	Reserves for Receivables	37,681.59
DEFERRED CHARGES	8,703.90	Land Area .80 Sq. Miles		Surplus Dec. 31, 1983	158,230.70
SCHOOL, COUNTY, SPECIAL DISTRICT TAXES	433,982.88	Net Valuation Taxable-Municipal	12,845,865	Total	379,425.73
RESERVE FOR UNCOLLECTED TAXES	35,044.92	Net Valuation Taxable-County	21,249,358		
EXPENDITURES TOTAL	607,729.89	State Equalized Valuation	21,864,164		
		State Equalization Ratio	58.26		

0204
 Population 1980 **8,344**
 Population 1983 **8,260**
 S & P Rating
 Moody Rating

General Tax Rate Per \$100.
4.17
 State Equalized Tax Rate
2.71

BOGOTA BOROUGH - BERGEN COUNTY
Form of Government:
Borough Council
Number of Members on Governing Body - 6

PER CAPITA:
 Gross Debt **124.24**
 Net Debt **96.52**
 Debt Service **10.25**
 Total Tax Levy **630.16**
 Municipal Expenditures **303.42**

PER CENT:
 Gross Debt **.57**
 Net Debt **.44**
 Tax Levy Collected **98.04**
 Tax Levy Cancelled, Abated or Adjusted **.97**

EXPENDITURES		REVENUES-REALIZED		1983 PROPERTY TAX	
GENERAL GOVERNMENT				STATE EQUALIZED TAX RATE →	
Governing Body & Public Boards		1983 Property Taxes Collected	5,090,479.92	Local District School Taxes 1.62	3,089,111.50
Municipal Clerk		1983 Payments in Lieu of Taxes		Regional & Consolidated School Tax	
Financial Administration	23,795.00	Delinquent Tax & Lien Collections	88,298.23	School Taxes in Municipal Budget	
Assessment of Taxes	6,573.65	Business Personalty Replacement Taxes	261,019.96	County Taxes .36	691,682.21
Collection of Taxes	32,990.00	Taxes from Public Utilities	354,133.00	County Library Taxes	
Planning, Housing & Development	33,006.35	Other Miscellaneous Tax Revenues		Local Municipal Purpose Taxes .73	1,399,951.00
Human Resources	2,500.00	State Aid Revenues	106,869.82	Veteran & Senior Citizen Taxes	94,700.00
Elections	1,499.99	Federal Aid Revenues		Total Taxes for Rate Computation 2.71	5,275,444.71
General Administration (other)	354,034.80	State and Local Fiscal Assistance Act Utilized	91,037.27	Special District Taxes	
JUDICIARY	36,825.00	Sale of Acquired Property		Bank Corp. Taxes	20,475.36
Municipal Courts		Other Miscellaneous Revenues	181,559.20	Added and Omitted Taxes	3,884.73
PUBLIC SAFETY		Total	6,173,397.40	Total Taxes Levied - ABSTRACT	5,205,104.80
Fire Protection	69,091.21	Prior Years Surplus Appropriated	75,000.00	Total Taxes Billed	5,192,395.19
Police Protection	595,522.99	REVENUES TOTAL	6,248,397.40	1983 TAXES COLLECTED	5,090,479.92
Civil Defense & Disaster Control	1,000.00	Reserve For Uncollected Taxes	155,184.00	1983 Taxes Cancelled, Abated or Adjusted	50,403.50
Environmental Inspection & Control	25,259.53	CAPITAL OUTLAY TOTAL	179,019.62	Transfer to Tax Title Liens or Foreclosed	
Other Public Safety		Public Enterprises		Balance Outstanding Dec. 31, 1983	51,511.77
PUBLIC WORKS		Recreation—Culture		PRIOR YEARS TAXES OUTSTANDING	
Streets and Drainage	256,315.30	Public Works	170,635.00	Balance January 1, 1983	80,184.10
Sewers and Sewage Processing	166,382.71	Buildings and Grounds	8,384.62	Collected in 1983	80,183.51
Garbage and Trash Disposal	176,942.87	Library and Education		Cancelled, Abated or Adjusted 1983	.59
Public Buildings and Grounds	27,745.49	Conservation		Transfers to Tax Title Liens or Foreclosed	
Other Public Works	36,000.00	All Other		Balance December 31, 1983	
HEALTH and WELFARE		CAPITAL DEBT AUTHORIZED, DECEMBER 31, 1983		TAX TITLE LIENS OUTSTANDING	
Health Services Except Environmental	15,222.64	ISSUED AND UNISSUED		Balance January 1, 1983	8,114.72
Welfare-Public Assistance	9,050.00	School	229,000	Transfer From Taxes	
Hospitals, Clinics, First Aid		Self-liquidating	797,250	Redeemed in 1983	8,114.72
Animal, Insect, & Rodent Control		Other	797,250	Cancelled, Abated or Adjusted (1983)	
Other Welfare Services		Total	1,026,250	Transfers to Foreclosed Property	
RECREATION and CONSERVATION		ISSUED AND OUTSTANDING		Balance December 31, 1983	
Beaches and Boardwalks		School	229,000.00	PROPERTY ACQUIRED BY DEED OR FORECLOSURE	
Parks, Playgrounds, Shade Trees	9,400.00	Self-Liquidating	797,250.00	Balance January 1, 1983	136,680.00
Land Reclamation & Conservation	37,414.99	Other	1,026,250.00	Transfers From Taxes or Liens	
Other Recreational Services		Total		Sale for Cash (1983)	
EDUCATION (excluding schools)		EQUALIZED VALUATION BASIS		Cancelled, Abated or Adjusted (1983)	
Libraries	61,961.06	FOR NET DEBT COMPUTATION	179,410,429	Balance December 31, 1983	136,680.00
Other Educational Services	8,250.00	REAL PROPERTY VALUATIONS		CURRENT FINANCES DECEMBER 31, 1983	
STATUTORY EXPENDITURES	190,056.27	Code Class # of Parcels % VAL'N		ASSETS	
Pensions & F. I. C. A.	23,371.00	1 Vacant Land 42 .80	991,300.00	Cash Dec. 31, 1983	366,859.16
Employee Fringe Benefits	4,500.00	2 Residential 2024 80.16	99,202,420.00	Taxes Receivable	51,511.77
Other Statutory Expenditures		3 Farm		Tax Title Liens	
CETA And Other Public Employment Programs	2,204,710.85	4a Commercial 73 7.95	9,842,050.00	Foreclosed Property	136,680.00
MUNICIPAL FUNCTIONS TOTAL	15,000.00	4b Industrial 20 4.28	5,292,000.00	Emergencies & Other Deferred Charges	34,336.84
CAPITAL IMPROVEMENTS *MEMO*		4c Apartments 24 6.82	8,435,400.00	State and Federal Aid Receivable	9,195.86
DEBT SERVICE		Total 2183	123,763,170.00	Other Receivables	885.18
Principal Payments	29,800.00	Land Area .70 Sq. Miles		Total	599,468.81
Interest Payments	54,896.47	Net Valuation Taxable-Municipal	124,403,811	LIABILITIES, RESERVES, AND SURPLUS	
		Net Valuation Taxable-County	187,261,446	Cash Liabilities	141,404.00
DEFERRED CHARGES	61,673.30	State Equalized Valuation	190,817,137	Reserves for Receivables	189,076.95
SCHOOL, COUNTY, SPECIAL DISTRICT TAXES	3,780,793.71	State Equalization Ratio	65.08	Surplus Dec. 31, 1983	268,987.86
RESERVE FOR UNCOLLECTED TAXES	155,184.00			Total	599,468.81
EXPENDITURES TOTAL	6,287,058.33				

1401
 Population 1980 **8,620**
 Population 1983 **8,559**
 S & P Rating
 Moody Rating **A**
 General Tax Rate Per \$100. **2.68**
 State Equalized Tax Rate **2.68**

BOONTON TOWN – MORRIS COUNTY
Form of Government:
Town Council
Number of Members on Governing Body – 9

PER CAPITA:
 Gross Debt **214.01**
 Net Debt **47.70**
 Debt Service **13.14**
 Total Tax Levy **681.87**
 Municipal Expenditures **311.43**
 PER CENT:
 Gross Debt **.92**
 Net Debt **.20**
 Tax Levy Collected **96.47**
 Tax Levy Cancelled, Abated or Adjusted **.79**

EXPENDITURES		REVENUES-REALIZED		1983 PROPERTY TAX	
GENERAL GOVERNMENT				STATE EQUALIZED TAX RATE	
Governing Body & Public Boards				Local District School Taxes 1.70	3,691,386.00
Municipal Clerk				Regional & Consolidated School Tax	
Financial Administration	12,150.00	1983 Property Taxes Collected 5,665,929.84		School Taxes in Municipal Budget	
Assessment of Taxes	15,500.00	1983 Payments in Lieu of Taxes 2,429.00		County Taxes .38	820,390.03
Collection of Taxes	19,135.00	Delinquent Tax & Lien Collections 168,764.29		County Library Taxes .01	30,751.98
Planning, Housing & Development	13,403.31	Business Personalty Replacement Taxes 324,739.44		Local Municipal Purpose Taxes .58	1,257,717.98
Human Resources		Taxes from Public Utilities 431,701.00		Veteran & Senior Citizen Taxes	97,050.00
Elections		Other Miscellaneous Tax Revenues		Total Taxes for Rate Computation 2.67	5,897,295.99
General Administration (other)	277,925.17	State Aid Revenues 75,269.50		Special District Taxes	
JUDICIARY		Federal Aid Revenues		Bank Corp. Taxes	11,189.99
Municipal Courts	35,673.52	State and Local Fiscal Assistance Act Utilized 61,119.00		Added and Omitted Taxes	24,670.28
PUBLIC SAFETY		Sale of Acquired Property		Total Taxes Levied - ABSTRACT	5,836,106.26
Fire Protection	45,855.00	Other Miscellaneous Revenues		Total Taxes Billed	5,873,137.11
Police Protection	631,892.78	Total		1983 TAXES COLLECTED	5,665,929.84
Civil Defense & Disaster Control	3,100.00	Prior Years Surplus Appropriated 248,739.00		1983 Taxes Cancelled, Abated or Adjusted	46,257.50
Environmental Inspection & Control	14,140.70	REVENUES TOTAL 7,248,934.14		Transfer to Tax Title Liens or Foreclosed	6,501.68
Other Public Safety		Reserve For Uncollected Taxes 349,116.24		Balance Outstanding Dec. 31; 1983	154,448.09
PUBLIC WORKS		CAPITAL OUTLAY TOTAL 60,101.17		PRIOR YEARS TAXES OUTSTANDING	
Streets and Drainage	408,888.00	Public Enterprises 44,139.57		Balance January 1, 1983	170,369.06
Sewers and Sewage Processing	40,171.00	Recreation—Culture		Collected in 1983	165,597.44
Garbage and Trash Disposal	201,500.00	Public Works		Cancelled, Abated or Adjusted 1983	
Public Buildings and Grounds	62,667.30	Buildings and Grounds 9,116.00		Transfers to Tax Title Liens or Foreclosed	3,265.20
Other Public Works		Library and Education 6,845.60		Balance December 31, 1983	1,506.42
HEALTH and WELFARE		Conservation		TAX TITLE LIENS OUTSTANDING	
Health Services Except Environmental	99,200.00	All Other		Balance January 1, 1983	17,711.69
Welfare-Public Assistance	9,900.00	CAPITAL DEBT AUTHORIZED, DECEMBER 31, 1983		Transfer From Taxes	10,167.76
Hospitals, Clinics, First Aid	1,000.00	ISSUED AND UNISSUED GROSS DEBT		Redeemed in 1983	3,166.85
Animal, Insect, & Rodent Control	2,558.50	School 407,000		Cancelled, Abated or Adjusted (1983)	
Other Welfare Services		Self-liquidating 1,016,500		Transfers to Foreclosed Property	
RECREATION and CONSERVATION		Other 408,250		Balance December 31, 1983	24,712.60
Beaches and Boardwalks		Total 1,831,750		PROPERTY ACQUIRED BY DEED OR FORECLOSURE	
Parks, Playgrounds, Shade Trees	2,722.00	ISSUED AND OUTSTANDING		Balance January 1, 1983	600.00
Land Reclamation & Conservation		School 407,000.00		Transfers From Taxes or Liens	
Other Recreational Services	34,035.00	Self-Liquidating 1,016,000.00		Sale for Cash (1983)	
EDUCATION (excluding schools)		Other 405,000.00		Cancelled, Abated or Adjusted (1983)	
Libraries	12,000.00	Total 1,828,000.00		Balance December 31, 1983	600.00
Other Educational Services		EQUALIZED VALUATION BASIS		CURRENT FINANCES DECEMBER 31, 1983	
STATUTORY EXPENDITURES		FOR NET DEBT COMPUTATION		ASSETS	
Pensions & F. I. C. A.	170,000.00	REAL PROPERTY VALUATIONS		Cash Dec. 31, 1983	840,166.71
Employee Fringe Benefits	68,414.22	Code Class # of Parcels % VAL'N		Taxes Receivable	155,954.51
Other Statutory Expenditures		1 Vacant Land 120 2.66		Tax Title Liens	24,712.60
CETA And Other Public Employment Programs		2 Residential 2055 76.07		Foreclosed Property	600.00
MUNICIPAL FUNCTIONS		3 Farm 2 .03		Emergencies & Other Deferred Charges	63,000.00
CAPITAL IMPROVEMENTS *MEMO*		4a Commercial 172 9.74		State and Federal Aid Receivable	
DEBT SERVICE		4b Industrial 30 9.85		Other Receivables	896.63
Principal Payments	77,250.00	4c Apartments 12 1.65		Total	1,085,330.45
Interest Payments	35,207.39	Total 2391		LIABILITIES, RESERVES, AND SURPLUS	
DEFERRED CHARGES		Land Area 2.42 Sq. Miles		Cash Liabilities	295,083.44
SCHOOL, COUNTY, SPECIAL DISTRICT TAXES		Net Valuation Taxable-Municipal 216,722,974		Reserves for Receivables	182,163.74
RESERVE FOR UNCOLLECTED TAXES		Net Valuation Taxable-County 231,797,980		Surplus Dec. 31, 1983	608,083.27
EXPENDITURES		State Equalized Valuation 217,000,713		Total	1,085,330.45
TOTAL	7,208,017.64	State Equalization Ratio 99.89			

1402
Population 1980 3,273
Population 1983 3,315
S & P Rating
Moody Rating

General Tax Rate Per \$100.
1.67
State Equalized Tax Rate
1.61

BOONTON TOWNSHIP - MORRIS COUNTY
Form of Government:
Township Committee
Number of Members on Governing Body - 5

PER CAPITA:
Gross Debt 104.80
Net Debt 43.56
Debt Service 22.94
Total Tax Levy 771.38
Municipal Expenditures 274.11
PER CENT:
Gross Debt .24
Net Debt .10
Tax Levy Collected 94.91
Tax Levy Cancelled, Abated or Adjusted .97

EXPENDITURES		REVENUES-REALIZED		1983 PROPERTY TAX	
GENERAL GOVERNMENT				STATE EQUALIZED TAX RATE .96	
Governing Body & Public Boards		1983 Property Taxes Collected		Local District School Taxes	1,492,788.50
Municipal Clerk	11,320.00	1983 Payments in Lieu of Taxes		Regional & Consolidated School Tax	
Financial Administration	9,045.00	Delinquent Tax & Lien Collections		School Taxes in Municipal Budget	
Assessment of Taxes	10,600.00	Business Personalty Replacement Taxes		County Taxes	564,298.46
Collection of Taxes	20,073.00	Taxes from Public Utilities		County Library Taxes	21,239.73
Planning, Housing & Development		Other Miscellaneous Tax Revenues		Local Municipal Purpose Taxes	431,082.26
Human Resources		State Aid Revenues		Veteran & Senior Citizen Taxes	31,900.00
Elections	81,614.80	Federal Aid Revenues		Total Taxes for Rate Computation	2,541,308.95
General Administration (other)		State and Local Fiscal Assistance Act Utilized		Special District Taxes	
JUDICIARY	10,274.18	Sale of Acquired Property		Bank Corp. Taxes	9,629.51
Municipal Courts		Other Miscellaneous Revenues		Added and Omitted Taxes	38,101.68
PUBLIC SAFETY	18,350.00	Total		Total Taxes Levied - ABSTRACT	2,557,140.14
Fire Protection	212,069.13	Prior Years Surplus Appropriated		Total Taxes Billed	2,548,656.58
Police Protection	800.00	REVENUES TOTAL		1983 TAXES COLLECTED	2,418,818.86
Civil Defense & Disaster Control	12,180.00	Reserve For Uncollected Taxes		1983 Taxes Cancelled, Abated or Adjusted	24,818.98
Environmental Inspection & Control		CAPITAL OUTLAY TOTAL		Transfer to Tax Title Liens or Foreclosed	9,298.56
Other Public Safety				Balance Outstanding Dec. 31, 1983	95,720.18
PUBLIC WORKS	136,279.92	Public Enterprises		PRIOR YEARS TAXES OUTSTANDING	
Streets and Drainage		Recreation—Culture		Balance January 1, 1983	112,330.97
Sewers and Sewage Processing		Public Works		Collected in 1983	111,790.64
Garbage and Trash Disposal	25,100.00	Buildings and Grounds		Cancelled, Abated or Adjusted 1983	187.92
Public Buildings and Grounds		Library and Education		Transfers to Tax Title Liens or Foreclosed	352.41
Other Public Works		Conservation		Balance December 31, 1983	
HEALTH and WELFARE	15,518.00	All Other		TAX TITLE LIENS OUTSTANDING	
Health Services Except Environmental	925.00	CAPITAL DEBT AUTHORIZED, DECEMBER 31, 1983		Balance January 1, 1983	67,899.26
Welfare-Public Assistance		ISSUED AND UNISSUED GROSS DEBT		Transfer From Taxes	9,706.27
Hospitals, Clinics, First Aid		School 203,000		Redeemed in 1983	5,689.12
Animal, Insect, & Rodent Control		Self-liquidating 144,400		Cancelled, Abated or Adjusted (1983)	
Other Welfare Services		Other 347,400		Transfers to Foreclosed Property	32,646.56
RECREATION and CONSERVATION		Total 144,400		Balance December 31, 1983	39,269.85
Beaches and Boardwalks		ISSUED AND OUTSTANDING		PROPERTY ACQUIRED BY DEED OR FORECLOSURE	
Parks, Playgrounds, Shade Trees	410.00	School 203,000.00		Balance January 1, 1983	163,883.44
Land Reclamation & Conservation	6,870.00	Self-liquidating		Transfers From Taxes or Liens	32,646.56
Other Recreational Services		Other 138,400.00		Sale for Cash (1983)	
EDUCATION (excluding schools)		Total 341,400.00		Cancelled, Abated or Adjusted (1983)	
Libraries		EQUALIZED VALUATION BASIS		Balance December 31, 1983	196,530.00
Other Educational Services		FOR NET DEBT COMPUTATION		CURRENT FINANCES DECEMBER 31, 1983	
STATUTORY EXPENDITURES	32,248.00	REAL PROPERTY VALUATIONS		ASSETS	
Pensions & F. I. C. A.	16,867.00	Code Class # of Parcels % VAL'N		Cash Dec. 31, 1983	513,678.16
Employee Fringe Benefits	750.00	1 Vacant Land 247 6.81		Taxes Receivable	95,720.18
Other Statutory Expenditures		2 Residential 1109 82.48		Tax Title Liens	39,269.85
CETA And Other Public Employment Programs	621,294.03	3 Farm 39 1.13		Foreclosed Property	196,530.00
MUNICIPAL FUNCTIONS TOTAL	20,000.00	4a Commercial 8 2.19		Emergencies & Other Deferred Charges	22,972.11
CAPITAL IMPROVEMENTS *MEMO*		4b Industrial 7 7.32		State and Federal Aid Receivable	142.98
DEBT SERVICE	64,000.00	4c Apartments 1 .07		Other Receivables	312.38
Principal Payments	12,037.67	Total 1411		Total	868,625.66
Interest Payments		Land Area 8.20 Sq. Miles		LIABILITIES, RESERVES, AND SURPLUS	
DEFERRED CHARGES	8,364.21	Net Valuation Taxable-Municipal		Cash Liabilities	53,869.35
SCHOOL, COUNTY, SPECIAL DISTRICT TAXES	2,078,326.69	Net Valuation Taxable-County		Reserves for Receivables	331,832.41
RESERVE FOR UNCOLLECTED TAXES	202,965.86	State Equalized Valuation		Surplus Dec. 31, 1983	482,923.90
EXPENDITURES TOTAL	2,986,988.46	State Equalization Ratio		Total	868,625.66

0303

Population 1980 4,441
 Population 1983 4,422
 S & P Rating
 Moody Rating

General Tax Rate Per \$100. 3.29
 State Equalized Tax Rate 2.75

BORDENTOWN CITY – BURLINGTON CO.**Form of Government:****Commission (1911)****Number of Members on Governing Body – 3**

PER CAPITA:

Gross Debt 1,192.87
 Net Debt 127.05
 Debt Service 12.54
 Total Tax Levy 422.98
 Municipal Expenditures 265.48

PER CENT:

Gross Debt 8.25
 Net Debt .88
 Tax Levy Collected 94.77
 Tax Levy Cancelled, Abated or Adjusted

EXPENDITURES		REVENUES-REALIZED		1983 PROPERTY TAX	
GENERAL GOVERNMENT				STATE EQUALIZED TAX RATE →	
Governing Body & Public Boards		1983 Property Taxes Collected	1,763,474.39	Local District School Taxes	
Municipal Clerk		1983 Payments in Lieu of Taxes	88,762.70	Regional & Consolidated School Tax	1.66
Financial Administration	3,278.05	Delinquent Tax & Lien Collections	77,708.52	School Taxes in Municipal Budget	
Assessment of Taxes	20,257.56	Business Personalty Replacement Taxes	265,973.00	County Taxes	.60
Collection of Taxes	17,500.00	Taxes from Public Utilities	42,204.64	County Library Taxes	.03
Planning, Housing & Development		Other Miscellaneous Tax Revenues	25,532.00	Local Municipal Purpose Taxes	.46
Human Resources	30.00	State Aid Revenues	19,400.00	Veteran & Senior Citizen Taxes	
Elections	145,213.72	Federal Aid Revenues	257,567.79	Total Taxes for Rate Computation	2.75
General Administration (other)		State and Local Fiscal Assistance Act Utilized	2,540,623.04	Special District Taxes	
JUDICIARY	19,282.05	Sale of Acquired Property	201,000.00	Bank Corp. Taxes	9,735.41
Municipal Courts		Other Miscellaneous Revenues	2,741,623.04	Added and Omitted Taxes	7,856.13
PUBLIC SAFETY		Total	139,648.85	Total Taxes Levied - ABSTRACT	1,870,438.63
Fire Protection	21,429.15	Prior Years Surplus Appropriated	115,155.48	Total Taxes Billed	1,860,858.94
Police Protection	303,763.89	REVENUES TOTAL		1983 TAXES COLLECTED	1,763,474.39
Civil Defense & Disaster Control	57.38	Reserve For Uncollected Taxes		1983 Taxes Cancelled, Abated or Adjusted	
Environmental Inspection & Control	27,500.00			Transfer to Tax Title Liens or Foreclosed	
Other Public Safety				Balance Outstanding Dec. 31, 1983	97,384.55
PUBLIC WORKS	61,161.02			PRIOR YEARS TAXES OUTSTANDING	
Streets and Drainage				Balance January 1, 1983	88,616.11
Sewers and Sewage Processing	73,139.27			Collected in 1983	86,317.40
Garbage and Trash Disposal	115,868.13			Cancelled, Abated or Adjusted 1983	
Public Buildings and Grounds				Transfers to Tax Title Liens or Foreclosed	
Other Public Works				Balance December 31, 1983	2,298.71
HEALTH and WELFARE	4,437.12			TAX TITLE LIENS OUTSTANDING	
Health Services Except Environmental				Balance January 1, 1983	20,372.48
Welfare-Public Assistance				Transfer From Taxes	
Hospitals, Clinics, First Aid				Redeemed in 1983	2,445.30
Animal, Insect, & Rodent Control				Cancelled, Abated or Adjusted (1983)	
Other Welfare Services				Transfers to Foreclosed Property	
RECREATION and CONSERVATION	12,744.61			Balance December 31, 1983	17,927.18
Beaches and Boardwalks				PROPERTY ACQUIRED BY DEED OR FORECLOSURE	
Parks, Playgrounds, Shade Trees				Balance January 1, 1983	29,550.00
Land Reclamation & Conservation				Transfers From Taxes or Liens	
Other Recreational Services				Sale for Cash (1983)	19,400.00
EDUCATION (excluding schools)	5,000.00			Cancelled, Abated or Adjusted (1983)	
Libraries				Balance December 31, 1983	10,150.00
Other Educational Services				CURRENT FINANCES DECEMBER 31, 1983	
STATUTORY EXPENDITURES	78,762.78			ASSETS	
Pensions & F. I. C. A.				Cash Dec. 31, 1983	1,237,614.67
Employee Fringe Benefits	4,159.92			Taxes Receivable	99,683.26
Other Statutory Expenditures				Tax Title Liens	17,927.18
CETA And Other Public Employment Programs	913,584.65			Foreclosed Property	10,150.00
MUNICIPAL FUNCTIONS	6,691.35			Emergencies & Other Deferred Charges	23,635.90
CAPITAL IMPROVEMENTS	*MEMO*			State and Federal Aid Receivable	
DEBT SERVICE	42,500.00			Other Receivables	248,337.19
Principal Payments	12,950.34			Total	1,637,348.20
Interest Payments				LIABILITIES, RESERVES, AND SURPLUS	
DEFERRED CHARGES	65,266.50			Cash Liabilities	355,057.78
SCHOOL, COUNTY, SPECIAL DISTRICT TAXES	1,542,847.09			Reserves for Receivables	376,097.63
RESERVE FOR UNCOLLECTED TAXES	139,648.85			Surplus Dec. 31, 1983	906,192.79
EXPENDITURES TOTAL	2,716,797.43			Total	1,637,348.20
		REAL PROPERTY VALUATIONS			
		Code Class # of Parcels % VAL'N	ASSESSED VALUATION		
		1 Vacant Land 80 2.41	1,339,150.00		
		2 Residential 1113 62.95	34,966,600.00		
		3 Farm 3 .05	25,100.00		
		4a Commercial 121 16.84	9,355,350.00		
		4b Industrial 9 8.89	4,937,050.00		
		4c Apartments 14 8.86	4,919,300.00		
		Total 1340	55,542,550.00		
		Land Area .94 Sq. Miles			
		Net Valuation Taxable-Municipal	56,253,867		
		Net Valuation Taxable-County	67,418,511		
		State Equalized Valuation	67,145,602		
		State Equalization Ratio	83.61		

0304

Population 1980 **7,170**
 Population 1983 **7,122**
 S & P Rating
 Moody Rating **A**

General Tax Rate Per \$100. **3.80**
 State Equalized Tax Rate **2.50**

BORDENTOWN TWP. - BURLINGTON CO.**Form of Government:****Township Committee****Number of Members on Governing Body - 5****PER CAPITA:**

Gross Debt **772.68**
 Net Debt **522.09**
 Debt Service **94.99**
 Total Tax Levy **680.71**
 Municipal Expenditures **357.91**

PER CENT:

Gross Debt **3.38**
 Net Debt **2.29**
 Tax Levy Collected **97.30**
 Tax Levy Cancelled, Abated or Adjusted **.85**

EXPENDITURES		REVENUES-REALIZED		1983 PROPERTY TAX	
GENERAL GOVERNMENT				STATE EQUALIZED TAX RATE →	
Governing Body & Public Boards		1983 Property Taxes Collected	4,745,816.25	Local District School Taxes	
Municipal Clerk		1983 Payments in Lieu of Taxes		Regional & Consolidated School Tax 1.50	2,770,241.20
Financial Administration	23,500.00	Delinquent Tax & Lien Collections	165,163.82	School Taxes in Municipal Budget	
Assessment of Taxes	105,300.00	Business Personalty Replacement Taxes	125,572.48	County Taxes	.56
Collection of Taxes	22,600.00	Taxes from Public Utilities	550,728.00	County Library Taxes	.03
Planning, Housing & Development	51,225.00	Other Miscellaneous Tax Revenues		Local Municipal Purpose Taxes	.41
Human Resources	2,500.00	State Aid Revenues	146,219.47	Veteran & Senior Citizen Taxes	
Elections	2,000.00	Federal Aid Revenues		Total Taxes for Rate Computation 2.50	4,696,056.60
General Administration (other)	259,025.00	State and Local Fiscal Assistance Act Utilized	45,715.06	Special District Taxes	216,628.28
JUDICIARY		Sale of Acquired Property		Bank Corp. Taxes	11,607.64
Municipal Courts	62,350.00	Other Miscellaneous Revenues	450,811.29	Added and Omitted Taxes	
PUBLIC SAFETY		Total	6,230,026.37	Total Taxes Levied - ABSTRACT	4,847,992.52
Fire Protection	4,020.00	Prior Years Surplus Appropriated	428,700.00	Total Taxes Billed	4,877,428.60
Police Protection	444,352.00	REVENUES TOTAL	6,658,726.37	1983 TAXES COLLECTED	4,745,816.25
Civil Defense & Disaster Control	750.00	Reserve For Uncollected Taxes	240,420.63	1983 Taxes Cancelled, Abated or Adjusted	41,619.53
Environmental Inspection & Control	24,130.00	CAPITAL OUTLAY TOTAL	127,807.19	Transfer to Tax Title Liens or Foreclosed	
Other Public Safety		Public Enterprises	749.90	Balance Outstanding Dec. 31, 1983	89,992.82
PUBLIC WORKS		Recreation—Culture	104,344.96	PRIOR YEARS TAXES OUTSTANDING	
Streets and Drainage	172,550.00	Public Works	2,546.97	Balance January 1, 1983	134,168.03
Sewers and Sewage Processing	119,100.00	Buildings and Grounds	20,165.36	Collected in 1983	133,755.43
Garbage and Trash Disposal	60,000.00	Library and Education		Cancelled, Abated or Adjusted 1983	1.97
Public Buildings and Grounds		Conservation		Transfers to Tax Title Liens or Foreclosed	410.63
Other Public Works		All Other		Balance December 31, 1983	
HEALTH and WELFARE		CAPITAL DEBT AUTHORIZED, DECEMBER 31, 1983		TAX TITLE LIENS OUTSTANDING	
Health Services Except Environmental	30,400.00	ISSUED AND UNISSUED		Balance January 1, 1983	44,821.88
Welfare-Public Assistance	1,690.00	School	719,947	Transfer From Taxes	509.25
Hospitals, Clinics, First Aid		Self-liquidating	984,094	Redeemed in 1983	31,408.39
Animal, Insect, & Rodent Control		Other	3,799,000	Cancelled, Abated or Adjusted (1983)	
Other Welfare Services		Total	5,503,041	Transfers to Foreclosed Property	
RECREATION and CONSERVATION		ISSUED AND OUTSTANDING		Balance December 31, 1983	13,922.74
Beaches and Boardwalks	64,300.00	School	719,947.20	PROPERTY ACQUIRED BY DEED OR FORECLOSURE	
Parks, Playgrounds, Shade Trees	250.00	Self-Liquidating	984,000.00	Balance January 1, 1983	19,230.00
Land Reclamation & Conservation		Other	3,799,000.00	Transfers From Taxes or Liens	
Other Recreational Services		Total	5,502,947.20	Sale for Cash (1983)	
EDUCATION (excluding schools)		EQUALIZED VALUATION BASIS		Cancelled, Abated or Adjusted (1983)	
Libraries	5,000.00	FOR NET DEBT COMPUTATION	162,712,370	Balance December 31, 1983	19,230.00
Other Educational Services		REAL PROPERTY VALUATIONS		CURRENT FINANCES DECEMBER 31, 1983	
STATUTORY EXPENDITURES		Code Class # of Parcels % VAL'N		ASSETS	
Pensions & F. I. C. A.	112,817.00	1 Vacant Land 183 6.31	7,467,695.00	Cash Dec. 31, 1983	1,521,027.52
Employee Fringe Benefits	45,500.00	2 Residential 1708 54.29	64,211,919.00	Taxes Receivable	89,992.82
Other Statutory Expenditures	7,901.00	3 Farm 85 1.28	1,512,135.00	Tax Title Liens	13,922.74
CETA And Other Public Employment Programs		4a Commercial 141 23.54	27,847,810.00	Foreclosed Property	19,230.00
MUNICIPAL FUNCTIONS		4b Industrial 17 8.07	9,549,525.00	Emergencies & Other Deferred Charges	166,700.00
CAPITAL IMPROVEMENTS *MEMO*	100.00	4c Apartments 5 6.50	7,686,100.00	State and Federal Aid Receivable	63,576.85
DEBT SERVICE		Total 2139	118,275,184.00	Other Receivables	15,219.40
Principal Payments	138,000.00	Land Area 7.41 Sq. Miles		Total	1,889,669.33
Interest Payments	538,499.95	Net Valuation Taxable-Municipal	121,457,976	LIABILITIES, RESERVES, AND SURPLUS	
DEFERRED CHARGES	10,819.37	Net Valuation Taxable-County	172,300,769	Cash Liabilities	1,176,095.87
SCHOOL, COUNTY, SPECIAL DISTRICT TAXES	4,077,284.88	State Equalized Valuation	182,797,820	Reserves for Receivables	138,364.96
RESERVE FOR UNCOLLECTED TAXES	240,420.63	State Equalization Ratio	65.85	Surplus Dec. 31, 1983	575,208.50
EXPENDITURES TOTAL	6,626,284.83			Total	1,889,669.33

1804
 Population 1980 **9,710**
 Population 1983 **9,541**
 S & P Rating
 Moody Rating **A**

General Tax Rate Per \$100. **3.84**
 State Equalized Tax Rate **2.68**

BOUND BROOK BOROUGH – SOMERSET CO.
Form of Government:
Borough Council
Number of Members on Governing Body – 6

PER CAPITA:
 Gross Debt **245.99**
 Net Debt **203.96**
 Debt Service **21.47**
 Total Tax Levy **605.54**
 Municipal Expenditures **318.18**

PER CENT:
 Gross Debt **1.19**
 Net Debt **.99**
 Tax Levy Collected **95.25**
 Tax Levy Cancelled, Abated or Adjusted **.07**

EXPENDITURES		REVENUES-REALIZED		1983 PROPERTY TAX	
GENERAL GOVERNMENT				STATE EQUALIZED TAX RATE 1.53	
Governing Body & Public Boards		1983 Property Taxes Collected	5,577,647.39	Local District School Taxes	3,282,301.00
Municipal Clerk		1983 Payments in Lieu of Taxes		Regional & Consolidated School Tax	
Financial Administration	19,320.00	Delinquent Tax & Lien Collections	195,573.05	School Taxes in Municipal Budget	
Assessment of Taxes	9,750.00	Business Personalty Replacement Taxes	94,516.04	County Taxes	1,013,890.62
Collection of Taxes	26,100.00	Taxes from Public Utilities	522,565.09	County Library Taxes	
Planning, Housing & Development	10,835.00	Other Miscellaneous Tax Revenues		Local Municipal Purpose Taxes	1,451,340.08
Human Resources		State Aid Revenues	121,783.92	Veteran & Senior Citizen Taxes	99,300.00
Elections	1,700.00	Federal Aid Revenues		Total Taxes for Rate Computation	5,846,831.70
General Administration (other)	229,260.00	State and Local Fiscal Assistance Act Utilized	60,073.00	Special District Taxes	
JUDICIARY		Sale of Acquired Property		Bank Corp. Taxes	23,985.91
Municipal Courts	32,300.00	Other Miscellaneous Revenues	310,001.76	Added and Omitted Taxes	5,960.33
PUBLIC SAFETY		Total	6,882,160.25	Total Taxes Levied - ABSTRACT	5,777,477.94
Fire Protection	79,225.00	Prior Years Surplus Appropriated	195,000.00	Total Taxes Billed	5,855,942.03
Police Protection	551,738.00	REVENUES TOTAL	7,077,160.25	1983 TAXES COLLECTED	5,577,647.39
Civil Defense & Disaster Control	600.00	Reserve For Uncollected Taxes	299,760.00	1983 Taxes Cancelled, Abated or Adjusted	4,376.96
Environmental Inspection & Control	21,600.00	CAPITAL OUTLAY TOTAL	147,755.01	Transfer to Tax Title Liens or Foreclosed	16,750.00
Other Public Safety				Balance Outstanding Dec. 31, 1983	257,167.68
PUBLIC WORKS				PRIOR YEARS TAXES OUTSTANDING	
Streets and Drainage	242,916.87	Public Enterprises		Balance January 1, 1983	270,684.30
Sewers and Sewage Processing	480,597.70	Recreation—Culture	69,640.53	Collected in 1983	160,683.90
Garbage and Trash Disposal	228,326.14	Public Works	1,366.00	Cancelled, Abated or Adjusted 1983	
Public Buildings and Grounds	83,560.00	Buildings and Grounds	76,557.71	Transfers to Tax Title Liens or Foreclosed	5,621.57
Other Public Works	7,000.00	Library and Education	190.77	Balance December 31, 1983	104,378.83
HEALTH and WELFARE		Conservation		TAX TITLE LIENS OUTSTANDING	
Health Services Except Environmental	26,350.00	All Other		Balance January 1, 1983	24,687.50
Welfare-Public Assistance	7,050.00	CAPITAL DEBT AUTHORIZED, DECEMBER 31, 1983		Transfer From Taxes	23,229.58
Hospitals, Clinics, First Aid		ISSUED AND UNISSUED		Redeemed in 1983	34,889.15
Animal, Insect, & Rodent Control		GROSS DEBT	401,000	Cancelled, Abated or Adjusted (1983)	
Other Welfare Services		School		Transfers to Foreclosed Property	
RECREATION and CONSERVATION		Self-liquidating	1,945,988	Balance December 31, 1983	13,027.93
Beaches and Boardwalks		Other	1,945,988	PROPERTY ACQUIRED BY DEED OR	
Parks, Playgrounds, Shade Trees	8,370.00	Total	2,346,988	FORECLOSURE	
Land Reclamation & Conservation		ISSUED AND OUTSTANDING		Balance January 1, 1983	5,909.00
Other Recreational Services	42,200.00	School	401,000.00	Transfers From Taxes or Liens	
EDUCATION (excluding schools)		Self-Liquidating		Sale for Cash (1983)	
Libraries	123,510.00	Other	1,336,000.00	Cancelled, Abated or Adjusted (1983)	
Other Educational Services		Total	1,737,000.00	Balance December 31, 1983	5,909.00
STATUTORY EXPENDITURES		EQUALIZED VALUATION BASIS		CURRENT FINANCES DECEMBER 31, 1983	
Pensions & F. I. C. A.	197,565.00	FOR NET DEBT COMPUTATION	197,481,050	ASSETS	
Employee Fringe Benefits	91,000.00	REAL PROPERTY VALUATIONS		Cash Dec. 31, 1983	815,491.65
Other Statutory Expenditures		Code Class # of Parcels % VAL'N		Taxes Receivable	361,546.51
CETA And Other Public Employment Programs		1 Vacant Land 81 1.04	1,512,600.00	Tax Title Liens	13,027.93
MUNICIPAL FUNCTIONS	2,520,873.71	2 Residential 2165 73.29	106,282,450.00	Foreclosed Property	5,909.00
CAPITAL IMPROVEMENTS	*MEMO* 20,000.00	3 Farm		Emergencies & Other Deferred Charges	7,597.70
DEBT SERVICE		4a Commercial 218 18.19	26,378,010.00	State and Federal Aid Receivable	12,396.67
Principal Payments	107,000.00	4b Industrial 7 .57	829,800.00	Other Receivables	68,542.75
Interest Payments	97,801.25	4c Apartments 39 6.91	10,015,400.00	Total	1,284,512.21
DEFERRED CHARGES	10,293.16	Total	145,018,260.00	LIABILITIES, RESERVES, AND SURPLUS	
SCHOOL, COUNTY, SPECIAL DISTRICT TAXES	4,296,191.62	Land Area 1.60 Sq. Miles		Cash Liabilities	344,276.13
RESERVE FOR UNCOLLECTED TAXES	299,766.00	Net Valuation Taxable-Municipal	150,034,652	Reserves for Receivables	449,026.19
EXPENDITURES TOTAL	7,331,925.74	Net Valuation Taxable-County	205,629,606	Surplus Dec. 31, 1983	491,209.89
		State Equalized Valuation	212,807,860	Total	1,284,512.21
		State Equalization Ratio	69.83		

1307

Population 1980 4,772
 Population 1983 4,896
 S & P Rating
 Moody Rating

General Tax Rate Per \$100.
 3.05
 State Equalized Tax Rate
 3.33

BRADLEY BEACH BORO. - MONMOUTH CO.**Form of Government:****Commission (1911)****Number of Members on Governing Body - 3****PER CAPITA:**

Gross Debt 331.02
 Net Debt 224.03
 Debt Service 6.27
 Total Tax Levy 629.00
 Municipal Expenditures 474.53

PER CENT:

Gross Debt 1.95
 Net Debt 1.32
 Tax Levy Collected 91.95
 Tax Levy Cancelled, Abated
 or Adjusted

EXPENDITURES		REVENUES-REALIZED		1983 PROPERTY TAX	
GENERAL GOVERNMENT				STATE EQUALIZED TAX RATE	
Governing Body & Public Boards	26,515.29	1983 Property Taxes Collected	2,811,921.07	Local District School Taxes 1.57	1,437,752.00
Municipal Clerk	8,300.00	1983 Payments in Lieu of Taxes		Regional & Consolidated School Tax	
Financial Administration	8,800.00	Delinquent Tax & Lien Collections	196,919.55	School Taxes in Municipal Budget	
Assessment of Taxes	17,371.65	Business Personalty Replacement Taxes	37,154.52	County Taxes .50	456,775.57
Collection of Taxes	5,297.00	Taxes from Public Utilities	261,549.00	County Library Taxes	
Planning, Housing & Development		Other Miscellaneous Tax Revenues		Local Municipal Purpose Taxes 1.25	1,144,664.74
Human Resources		State Aid Revenues	68,225.52	Veteran & Senior Citizen Taxes	58,000.00
Elections		Federal Aid Revenues	89,092.00	Total Taxes for Rate Computation 3.32	3,097,192.31
General Administration (other)	371,748.86	State and Local Fiscal Assistance Act Utilized		Special District Taxes	
JUDICIARY		Sale of Acquired Property		Bank Corp. Taxes	15,554.40
Municipal Courts	23,976.00	Other Miscellaneous Revenues	573,416.85	Added and Omitted Taxes	24,830.99
PUBLIC SAFETY		Total	4,038,278.51	Total Taxes Levied - ABSTRACT	3,079,577.70
Fire Protection	62,775.00	Prior Years Surplus Appropriated	90,000.00	Total Taxes Billed	3,058,134.17
Police Protection	539,944.79	REVENUES TOTAL	4,128,278.51	1983 TAXES COLLECTED	2,811,921.07
Civil Defense & Disaster Control	300.00	Reserve For Uncollected Taxes	238,643.02	1983 Taxes Cancelled, Abated or Adjusted	
Environmental Inspection & Control	25,866.20	CAPITAL OUTLAY TOTAL	552,376.45	Transfer to Tax Title Liens or Foreclosed	15,050.00
Other Public Safety				Balance Outstanding Dec. 31, 1983	231,165.10
PUBLIC WORKS				PRIOR YEARS TAXES OUTSTANDING	
Streets and Drainage	205,576.78	Public Enterprises	39,279.25	Balance January 1, 1983	256,067.76
Sewers and Sewage Processing		Recreation—Culture	349,293.59	Collected in 1983	189,859.04
Garbage and Trash Disposal	220,061.70	Public Works	156,354.45	Cancelled, Abated or Adjusted 1983	
Public Buildings and Grounds	49,500.00	Buildings and Grounds	7,449.16	Transfers to Tax Title Liens or Foreclosed	12,290.96
Other Public Works		Library and Education		Balance December 31, 1983	53,917.76
HEALTH and WELFARE		Conservation		TAX TITLE LIENS OUTSTANDING	
Health Services Except Environmental	12,500.00	All Other		Balance January 1, 1983	16,210.15
Welfare-Public Assistance	17,141.50	CAPITAL DEBT AUTHORIZED, DECEMBER 31, 1983		Transfer From Taxes	29,074.38
Hospitals, Clinics, First Aid		ISSUED AND UNISSUED		Redeemed in 1983	7,060.51
Animal, Insect, & Rodent Control		School	94,000	Cancelled, Abated or Adjusted (1983)	
Other Welfare Services		Self-liquidating	429,836	Transfers to Foreclosed Property	
RECREATION and CONSERVATION		Other	1,096,827	Balance December 31, 1983	38,224.02
Beaches and Boardwalks	126,343.67	Total	1,620,664	PROPERTY ACQUIRED BY DEED OR FORECLOSURE	
Parks, Playgrounds, Shade Trees	4,833.34	ISSUED AND OUTSTANDING		Balance January 1, 1983	31,655.00
Land Reclamation & Conservation		School		Transfers From Taxes or Liens	
Other Recreational Services	57,379.08	Self-liquidating	124,918.86	Sale for Cash (1983)	
EDUCATION (excluding schools)		Other	859,000.00	Cancelled, Abated or Adjusted (1983)	
Libraries	20,455.00	Total	963,918.86	Balance December 31, 1983	31,655.00
Other Educational Services	10,000.00	EQUALIZED VALUATION BASIS		CURRENT FINANCES DECEMBER 31, 1983	
STATUTORY EXPENDITURES		FOR NET DEBT COMPUTATION	83,238,286	ASSETS	
Pensions & F. I. C. A.	144,864.21	REAL PROPERTY VALUATIONS		Cash Dec. 31, 1983	966,287.01
Employee Fringe Benefits		Code Class # of Parcels % VAL'N		Taxes Receivable	285,080.86
Other Statutory Expenditures	11,200.00	1 Vacant Land 126 1.34	1,326,400.00	Tax Title Liens	38,224.02
CETA And Other Public Employment Programs		2 Residential 1490 76.10	75,394,900.00	Foreclosed Property	31,655.00
MUNICIPAL FUNCTIONS TOTAL	1,970,750.07	3 Farm		Emergencies & Other Deferred Charges	66,000.00
CAPITAL IMPROVEMENTS *MEMO*	10,000.00	4a Commercial 119 8.09	8,019,300.00	State and Federal Aid Receivable	
DEBT SERVICE		4b Industrial 5 .20	199,600.00	Other Receivables	427,276.51
Principal Payments	10,000.00	4c Apartments 67 14.27	14,136,900.00	Total	1,814,523.40
Interest Payments	20,720.65	Total 1807	99,077,100.00	LIABILITIES, RESERVES, AND SURPLUS	
DEFERRED CHARGES	83,202.80	Land Area .70 Sq. Miles		Cash Liabilities	859,444.72
SCHOOL, COUNTY, SPECIAL DISTRICT TAXES	1,894,527.57	Net Valuation Taxable-Municipal	99,805,813	Reserves for Receivables	782,236.39
RESERVE FOR UNCOLLECTED TAXES	238,643.02	Net Valuation Taxable-County	83,381,916	Surplus Dec. 31, 1983	172,842.29
EXPENDITURES TOTAL	4,217,844.11	State Equalized Valuation	91,537,072	Total	1,814,523.40
		State Equalization Ratio	109.13		

1805

Population 1980 7,846

Population 1983 8,068

S & P Rating

Moody Rating A

General Tax Rate Per \$100.

2.85

State Equalized Tax Rate

1.85

BRANCHBURG TOWNSHIP – SOMERSET CO.**Form of Government:****Township Committee****Number of Members on Governing Body – 5****PER CAPITA:**

Gross Debt 390.60

Net Debt 181.49

Debt Service 2.01

Total Tax Levy 805.52

Municipal Expenditures 413.92

PER CENT:

Gross Debt 1.03

Net Debt .48

Tax Levy Collected 97.18

Tax Levy Cancelled, Abated

or Adjusted .01

EXPENDITURES		REVENUES-REALIZED		1983 PROPERTY TAX	
GENERAL GOVERNMENT				STATE EQUALIZED TAX RATE	
Governing Body & Public Boards		1983 Property Taxes Collected	6,450,318.78	Local District School Taxes	1.36
Municipal Clerk		1983 Payments in Lieu of Taxes		Regional & Consolidated School Tax	
Financial Administration	51,375.00	Delinquent Tax & Lien Collections	190,595.74	School Taxes in Municipal Budget	
Assessment of Taxes	20,525.00	Business Personalty Replacement Taxes	105,477.56	County Taxes	.45
Collection of Taxes	22,955.00	Taxes from Public Utilities	2,090,792.00	County Library Taxes	.04
Planning, Housing & Development	69,890.00	Other Miscellaneous Tax Revenues		Local Municipal Purpose Taxes	
Human Resources	4,000.00	State Aid Revenues	45,105.30	Veteran & Senior Citizen Taxes	
Elections	1,505.00	Federal Aid Revenues		Total Taxes for Rate Computation	1.85
General Administration (other)	414,770.00	State and Local Fiscal Assistance Act Utilized	54,401.96	Special District Taxes	
JUDICIARY		Sale of Acquired Property		Bank Corp. Taxes	
Municipal Courts	23,385.00	Other Miscellaneous Revenues	754,233.45	Added and Omitted Taxes	
PUBLIC SAFETY		Total	9,690,924.79	Total Taxes Levied - ABSTRACT	
Fire Protection	138,423.00	Prior Years Surplus Appropriated	1,050,000.00	Total Taxes Billed	6,498,949.02
Police Protection	338,812.00	REVENUES	10,740,924.79	1983 TAXES COLLECTED	6,450,318.78
Civil Defense & Disaster Control	150.00	Reserve For Uncollected Taxes	320,260.41	1983 Taxes Cancelled, Abated or Adjusted	971.68
Environmental Inspection & Control	33,130.00	CAPITAL OUTLAY	TOTAL	Transfer to Tax Title Liens or Foreclosed	
Other Public Safety			106,279.33	Balance Outstanding Dec. 31, 1983	185,940.70
PUBLIC WORKS		Public Enterprises	3,060.52	PRIOR YEARS TAXES OUTSTANDING	
Streets and Drainage	561,167.96	Recreation—Culture	77,484.44	Balance January 1, 1983	191,564.26
Sewers and Sewage Processing		Public Works	25,734.37	Collected in 1983	189,411.79
Garbage and Trash Disposal		Buildings and Grounds		Cancelled, Abated or Adjusted 1983	1,113.03
Public Buildings and Grounds	108,545.00	Library and Education		Transfers to Tax Title Liens or Foreclosed	
Other Public Works		Conservation		Balance December 31, 1983	1,039.44
HEALTH and WELFARE		All Other		TAX TITLE LIENS OUTSTANDING	
Health Services Except Environmental	27,692.00	CAPITAL DEBT AUTHORIZED, DECEMBER 31, 1983		Balance January 1, 1983	1,183.95
Welfare-Public Assistance	5,728.00	ISSUED AND UNISSUED		Transfer From Taxes	
Hospitals, Clinics, First Aid	500.00	School	1,417,000	Redeemed in 1983	1,183.95
Animal, Insect, & Rodent Control	3,350.00	Self-liquidating	1,088,000	Cancelled, Abated or Adjusted (1983)	
Other Welfare Services		Other	646,356	Transfers to Foreclosed Property	
RECREATION and CONSERVATION		Total	3,151,356	Balance December 31, 1983	
Beaches and Boardwalks		ISSUED AND OUTSTANDING		PROPERTY ACQUIRED BY DEED OR	
Parks, Playgrounds, Shade Trees	37,000.00	School	1,417,000.00	FORECLOSURE	
Land Reclamation & Conservation	3,300.00	Self-Liquidating	768,000.00	Balance January 1, 1983	
Other Recreational Services	82,450.00	Other		Transfers From Taxes or Liens	
EDUCATION (excluding schools)		Total	2,185,000.00	Sale for Cash (1983)	
Libraries		EQUALIZED VALUATION BASIS		Cancelled, Abated or Adjusted (1983)	
Other Educational Services	600,000.00	FOR NET DEBT COMPUTATION		Balance December 31, 1983	
STATUTORY EXPENDITURES		REAL PROPERTY VALUATIONS		CURRENT FINANCES DECEMBER 31, 1983	
Pensions & F. I. C. A.	124,644.00	Code Class # of Parcels % VAL'N		ASSETS	
Employee Fringe Benefits	54,500.00	1 Vacant Land 256 3.67		Cash Dec. 31, 1983	1,825,260.51
Other Statutory Expenditures		2 Residential 2062 64.37		Taxes Receivable	186,980.14
CETA And Other Public Employment Programs		3 Farm 259 4.39		Tax Title Liens	
MUNICIPAL FUNCTIONS		4a Commercial 105 8.78		Foreclosed Property	
CAPITAL IMPROVEMENTS	*MEMO*	4b Industrial 45 18.79		Emergencies & Other Deferred Charges	
DEBT SERVICE		4c Apartments		State and Federal Aid Receivable	732.74
Principal Payments		Total	225,703,450.00	Other Receivables	128,614.20
Interest Payments	16,250.00	Land Area 20.35 Sq. Miles		Total	2,141,587.59
DEFERRED CHARGES		Net Valuation Taxable-Municipal	228,207,060	LIABILITIES, RESERVES, AND SURPLUS	
SCHOOL, COUNTY, SPECIAL DISTRICT TAXES		Net Valuation Taxable-County	316,841,374	Cash Liabilities	511,061.19
RESERVE FOR UNCOLLECTED TAXES		State Equalized Valuation	349,902,707	Reserves for Receivables	315,594.34
EXPENDITURES	TOTAL	State Equalization Ratio	64.97	Surplus Dec. 31, 1983	1,314,932.06
				Total	2,141,587.59

1903

Population 1980 870
 Population 1983 850
 S & P Rating
 Moody Rating

General Tax Rate Per \$100.
 1.63
 State Equalized Tax Rate
 1.63

BRANCHVILLE BOROUGH - SUSSEX CO.

Form of Government:

Borough Council

Number of Members on Governing Body - 6

PER CAPITA:

Gross Debt 276.65
 Net Debt 152.78
 Debt Service
 Total Tax Levy 626.14
 Municipal Expenditures 595.54

PER CENT:

Gross Debt .84
 Net Debt .46
 Tax Levy Collected 98.11
 Tax Levy Cancelled, Abated
 or Adjusted

EXPENDITURES		REVENUES-REALIZED		1983 PROPERTY TAX	
GENERAL GOVERNMENT				STATE EQUALIZED TAX RATE	
Governing Body & Public Boards				Local District School Taxes .44	
Municipal Clerk				Regional & Consolidated School Tax .63	
Financial Administration	9,600.00			School Taxes in Municipal Budget	
Assessment of Taxes	6,200.00			County Taxes .52 *	
Collection of Taxes	14,000.00			County Library Taxes .03	
Planning, Housing & Development	6,100.00			Local Municipal Purpose Taxes	
Human Resources				Veteran & Senior Citizen Taxes	
Elections				Total Taxes for Rate Computation 1.62	
General Administration (other)	61,300.00			Special District Taxes	
JUDICIARY				Bank Corp. Taxes	
Municipal Courts	8,500.00			Added and Omitted Taxes	
PUBLIC SAFETY				Total Taxes Levied - ABSTRACT	
Fire Protection	21,600.00			Total Taxes Billed	
Police Protection	6,000.00			1983 TAXES COLLECTED	
Civil Defense & Disaster Control	300.00			1983 Taxes Cancelled, Abated or Adjusted	
Environmental Inspection & Control	4,600.00			Transfer to Tax Title Liens or Foreclosed	
Other Public Safety				Balance Outstanding Dec. 31, 1983	
PUBLIC WORKS				PRIOR YEARS TAXES OUTSTANDING	
Streets and Drainage	79,900.00			Balance January 1, 1983	
Sewers and Sewage Processing	20,000.00			Collected in 1983	
Garbage and Trash Disposal	29,120.00			Cancelled, Abated or Adjusted 1983	
Public Buildings and Grounds	7,000.00			Transfers to Tax Title Liens or Foreclosed	
Other Public Works				Balance December 31, 1983	
HEALTH and WELFARE				TAX TITLE LIENS OUTSTANDING	
Health Services Except Environmental	5,975.00			Balance January 1, 1983	
Welfare-Public Assistance	2,000.00			Transfer From Taxes	
Hospitals, Clinics, First Aid	3,000.00			Redeemed in 1983	
Animal, Insect, & Rodent Control	1,900.00			Cancelled, Abated or Adjusted (1983)	
Other Welfare Services				Transfers to Foreclosed Property	
RECREATION and CONSERVATION				Balance December 31, 1983	
Beaches and Boardwalks				PROPERTY ACQUIRED BY DEED OR	
Parks, Playgrounds, Shade Trees				FORECLOSURE	
Land Reclamation & Conservation				Balance January 1, 1983	
Other Recreational Services	17,800.00			Transfers From Taxes or Liens	
EDUCATION (excluding schools)				Sale for Cash (1983)	
Libraries				Cancelled, Abated or Adjusted (1983)	
Other Educational Services	100,000.00			Balance December 31, 1983	
STATUTORY EXPENDITURES				CURRENT FINANCES DECEMBER 31, 1983	
Pensions & F. I. C. A.	8,700.00			ASSETS	
Employee Fringe Benefits				Cash Dec. 31, 1983	
Other Statutory Expenditures	2,500.00			Taxes Receivable	
CETA And Other Public Employment Programs				Tax Title Liens	
MUNICIPAL FUNCTIONS TOTAL	416,095.00			Foreclosed Property	
CAPITAL IMPROVEMENTS *MEMO*	95,000.00			Emergencies & Other Deferred Charges	
DEBT SERVICE				State and Federal Aid Receivable	
Principal Payments				Other Receivables	
Interest Payments				Total	
DEFERRED CHARGES	46,381.47			LIABILITIES, RESERVES, AND SURPLUS	
SCHOOL, COUNTY, SPECIAL DISTRICT TAXES	522,606.39			Cash Liabilities	
RESERVE FOR UNCOLLECTED TAXES	43,729.06			Reserves for Receivables	
EXPENDITURES TOTAL	1,028,811.92			Surplus Dec. 31, 1983	
				Total	

1981/3000

*Includes County Health Service Taxes or County Vocational School Taxes. See Table 13.

1506
 Population 1980 53,629
 Population 1983 56,552
 S & P Rating AAA
 Moody Rating AAA

General Tax Rate Per \$100. 2.30
 State Equalized Tax Rate 2.06

BRICK TOWNSHIP – OCEAN COUNTY
Form of Government:
Mayor-Council Plan B (OMCL 50)
Number of Members on Governing Body – 7

PER CAPITA:
 Gross Debt 575.86
 Net Debt 337.04
 Debt Service 34.05
 Total Tax Levy 608.59
 Municipal Expenditures 259.35

PER CENT:
 Gross Debt 2.26
 Net Debt 1.32
 Tax Levy Collected 94.39
 Tax Levy Cancelled, Abated or Adjusted .34

EXPENDITURES		REVENUES-REALIZED		1983 PROPERTY TAX	
GENERAL GOVERNMENT				STATE EQUALIZED TAX RATE → 1.20	
Governing Body & Public Boards	148,160.70	1983 Property Taxes Collected	32,460,383.18	Local District School Taxes	19,256,492.31
Municipal Clerk	132,934.00	1983 Payments in Lieu of Taxes		Regional & Consolidated School Tax	
Financial Administration	92,463.50	Delinquent Tax & Lien Collections	1,754,207.80	School Taxes in Municipal Budget	
Assessment of Taxes	196,109.00	Business Personalty Replacement Taxes	199,357.00	County Taxes	* 6,935,430.93
Collection of Taxes	184,275.00	Taxes from Public Utilities	2,708,617.91	County Library Taxes	445,918.53
Planning, Housing & Development	103,063.00	Other Miscellaneous Tax Revenues		Local Municipal Purpose Taxes	6,303,981.85
Human Resources	51,100.00	State Aid Revenues	401,008.65	Veteran & Senior Citizen Taxes	737,100.00
Elections	40,000.00	Federal Aid Revenues		Total Taxes for Rate Computation	33,678,923.62
General Administration (other)	876,460.00	State and Local Fiscal Assistance Act Utilized	551,518.00	Special District Taxes	1,044,151.54
JUDICIARY		Sale of Acquired Property	320,828.91	Bank Corp. Taxes	51,318.55
Municipal Courts	135,250.00	Other Miscellaneous Revenues	1,884,973.09	Added and Omitted Taxes	379,890.87
PUBLIC SAFETY		Total	40,280,894.54	Total Taxes Levied - ABSTRACT	34,417,184.58
Fire Protection		Prior Years Surplus Appropriated	1,719,500.00	Total Taxes Billed	34,391,195.04
Police Protection	2,603,898.00	REVENUES TOTAL	42,000,394.54	1983 TAXES COLLECTED	32,460,383.18
Civil Defense & Disaster Control	1,575.00	Reserve For Uncollected Taxes	2,440,065.00	1983 Taxes Cancelled, Abated or Adjusted	115,389.80
Environmental Inspection & Control	263,573.00			Transfer to Tax Title Liens or Foreclosed	180,777.22
Other Public Safety		CAPITAL OUTLAY TOTAL	2,134,141.86	Balance Outstanding Dec. 31, 1983	1,634,644.84
PUBLIC WORKS				PRIOR YEARS TAXES OUTSTANDING	
Streets and Drainage	1,209,646.33	Public Enterprises		Balance January 1, 1983	1,478,468.95
Sewers and Sewage Processing		Recreation—Culture	25,904.66	Collected in 1983	1,376,689.06
Garbage and Trash Disposal	1,523,246.00	Public Works	1,198,281.79	Cancelled, Abated or Adjusted 1983	37,431.05
Public Buildings and Grounds	436,998.00	Buildings and Grounds	909,955.41	Transfers to Tax Title Liens or Foreclosed	
Other Public Works	219,890.00	Library and Education		Balance December 31, 1983	64,348.84
HEALTH and WELFARE		Conservation		TAX TITLE LIENS OUTSTANDING	
Health Services Except Environmental	3,500.00	All Other		Balance January 1, 1983	672,422.78
Welfare-Public Assistance	43,946.00			Transfer From Taxes	180,777.22
Hospitals, Clinics, First Aid		CAPITAL DEBT AUTHORIZED, DECEMBER 31, 1983		Redeemed in 1983	337,271.22
Animal, Insect, & Rodent Control		ISSUED AND UNISSUED		Cancelled, Abated or Adjusted (1983)	
Other Welfare Services		School	13,056,000	Transfers to Foreclosed Property	
RECREATION and CONSERVATION		Self-Liquidating	220,000	Balance December 31, 1983	515,928.78
Beaches and Boardwalks	28,947.00	Other	19,289,809	PROPERTY ACQUIRED BY DEED OR FORECLOSURE	
Parks, Playgrounds, Shade Trees	1,185.00	Total	32,565,809	Balance January 1, 1983	976,428.91
Land Reclamation & Conservation	1,630.00			Transfers From Taxes or Liens	
Other Recreational Services	206,087.00	ISSUED AND OUTSTANDING		Sale for Cash (1983)	320,828.91
EDUCATION (excluding schools)		School	13,056,000.00	Cancelled, Abated or Adjusted (1983)	
Libraries		Self-Liquidating	220,000.00	Balance December 31, 1983	655,600.00
Other Educational Services		Other	16,993,680.00	CURRENT FINANCES DECEMBER 31, 1983	
STATUTORY EXPENDITURES		Total	30,269,680.00	ASSETS	
Pensions & F. I. C. A.	927,094.00	EQUALIZED VALUATION BASIS		Cash Dec. 31, 1983	7,512,215.03
Employee Fringe Benefits	457,500.00	FOR NET DEBT COMPUTATION	1,440,436,769	Taxes Receivable	1,698,993.68
Other Statutory Expenditures	54,800.00	REAL PROPERTY VALUATIONS		Tax Title Liens	515,928.78
CETA And Other Public Employment Programs		Code Class # of Parcels % VAL'N		Foreclosed Property	655,600.00
MUNICIPAL FUNCTIONS		1 Vacant Land 5554 4.13		Emergencies & Other Deferred Charges	447,975.00
CAPITAL IMPROVEMENTS		2 Residential 21919 56.15	1,169,473,050.00	State and Federal Aid Receivable	
DEBT SERVICE		3 Farm 23 .08	1,772,450.00	Other Receivables	69,919.23
Principal Payments	1,020,200.00	4a Commercial 570 6.14	127,925,650.00	Total	10,900,631.72
Interest Payments	905,381.05	4b Industrial 14 .15	3,097,300.00	LIABILITIES, RESERVES, AND SURPLUS	
		4c Apartments 14 1.28	26,724,600.00	Cash Liabilities	4,979,201.54
		Total 28094	1,414,947,750.00	Reserves for Receivables	2,940,441.69
		Land Area 26.40 Sq. Miles		Surplus Dec. 31, 1983	2,980,988.49
DEFERRED CHARGES		Net Valuation Taxable-Municipal	1,430,972,168	Total	10,900,631.72
SCHOOL, COUNTY, SPECIAL DISTRICT TAXES	27,681,993.31	Net Valuation Taxable-County	1,508,232,611		
RESERVE FOR UNCOLLECTED TAXES	2,440,065.00	State Equalized Valuation	1,597,855,329		
EXPENDITURES		State Equalization Ratio	89.45		
TOTAL	42,348,703.36				

0601

Population 1980 18,795

Population 1983 18,537

S & P Rating

Moody Rating BAA

General Tax Rate Per \$100.

4.00

State Equalized Tax Rate

3.98

BRIDGETON CITY - CUMBERLAND COUNTY

Form of Government:

Mayor-Council Plan A (OMCL 50)

Number of Members on Governing Body - 5

PER CAPITA:

Gross Debt 507.33

Net Debt 211.84

Debt Service 12.15

Total Tax Levy 381.04

Municipal Expenditures 369.45

PER CENT:

Gross Debt 5.83

Net Debt 2.43

Tax Levy Collected 86.05

Tax Levy Cancelled, Abated
or Adjusted 2.51

EXPENDITURES		REVENUES-REALIZED		1983 PROPERTY TAX	
GENERAL GOVERNMENT				STATE EQUALIZED TAX RATE \rightarrow	
Governing Body & Public Boards	53,841.00	1983 Property Taxes Collected		Local District School Taxes	1.72
Municipal Clerk	39,944.00	6,033,957.79		Regional & Consolidated School Tax	
Financial Administration	89,180.00	1983 Payments in Lieu of Taxes		School Taxes in Municipal Budget	
Assessment of Taxes	31,532.00	556,994.48		County Taxes	1.18 *
Collection of Taxes	94,152.00	Delinquent Tax & Lien Collections		County Library Taxes	
Planning, Housing & Development	35,675.00	579,480.76		Local Municipal Purpose Taxes	1.08
Human Resources	586,591.72	Business Personalty Replacement Taxes		Veteran & Senior Citizen Taxes	
Elections	5,283.61	1,005,415.00		Total Taxes for Rate Computation	3.98
General Administration (other)	951,601.32	Taxes from Public Utilities		Special District Taxes	
JUDICIARY		1,352,527.93		Bank Corp. Taxes	49,719.81
Municipal Courts	82,630.00	State Aid Revenues		Added and Omitted Taxes	8,651.40
PUBLIC SAFETY		Federal Aid Revenues		Total Taxes Levied - ABSTRACT	7,063,408.64
Fire Protection	399,431.00	State and Local Fiscal Assistance Act Utilized		Total Taxes Billed	7,012,457.96
Police Protection	1,202,821.00	788,140.83		1983 TAXES COLLECTED	6,033,957.79
Civil Defense & Disaster Control	1,050.00	Other Miscellaneous Revenues		1983 Taxes Cancelled, Abated or Adjusted	176,239.24
Environmental Inspection & Control	71,347.00	Total		Transfer to Tax Title Liens or Foreclosed	200,919.64
Other Public Safety		10,622,079.00		Balance Outstanding Dec. 31, 1983	601,341.29
PUBLIC WORKS		Prior Years Surplus Appropriated		PRIOR YEARS TAXES OUTSTANDING	
Streets and Drainage	594,852.74	REVENUES		Balance January 1, 1983	644,654.29
Sewers and Sewage Processing		913,182.10		Collected in 1983	443,304.36
Garbage and Trash Disposal	79,062.00	CAPITAL OUTLAY		Cancelled, Abated or Adjusted 1983	140,452.81
Public Buildings and Grounds	208,047.00	TOTAL		Transfers to Tax Title Liens or Foreclosed	59,671.69
Other Public Works		561,750.85		Balance December 31, 1983	1,225.43
HEALTH and WELFARE				TAX TITLE LIENS OUTSTANDING	
Health Services Except Environmental	18,318.00	Public Enterprises		Balance January 1, 1983	471,716.91
Welfare-Public Assistance	90,205.00	Recreation—Culture		Transfer From Taxes	259,511.33
Hospitals, Clinics, First Aid		453,446.66		Redeemed in 1983	113,690.12
Animal, Insect, & Rodent Control	2,641.00	68,011.00		Cancelled, Abated or Adjusted (1983)	
Other Welfare Services		40,293.19		Transfers to Foreclosed Property	16,568.49
RECREATION and CONSERVATION				Balance December 31, 1983	600,969.63
Beaches and Boardwalks		CAPITAL DEBT AUTHORIZED, DECEMBER 31, 1983		PROPERTY ACQUIRED BY DEED OR FORECLOSURE	
Parks, Playgrounds, Shade Trees	194,065.00	ISSUED AND UNISSUED		Balance January 1, 1983	1,412,800.00
Land Reclamation & Conservation		GROSS DEBT		Transfers From Taxes or Liens	17,648.49
Other Recreational Services	159,472.57	3,613,838		Sale for Cash (1983)	
EDUCATION (excluding schools)		NET DEBT		Cancelled, Abated or Adjusted (1983)	
Libraries	117,247.00	5,462,000.00		Balance December 31, 1983	1,430,448.49
Other Educational Services	1,475.00	2,742,500.00		CURRENT FINANCES DECEMBER 31, 1983	
STATUTORY EXPENDITURES		8,517,500.00		ASSETS	
Pensions & F. I. C. A.	461,767.65	EQUALIZED VALUATION BASIS		Cash Dec. 31, 1983	1,247,904.94
Employee Fringe Benefits		FOR NET DEBT COMPUTATION		Taxes Receivable	602,566.72
Other Statutory Expenditures	35,000.00	REAL PROPERTY VALUATIONS		Tax Title Liens	600,969.63
CETA And Other Public Employment Programs		Code Class # of Parcels % VAL'N		Foreclosed Property	1,430,448.49
MUNICIPAL FUNCTIONS	5,607,232.61	1		Emergencies & Other Deferred Charges	98,944.00
CAPITAL IMPROVEMENTS	15,000.00	2		State and Federal Aid Receivable	10,681.42
DEBT SERVICE		3		Other Receivables	286,781.73
Principal Payments	76,000.00	4a		Total	4,278,296.93
Interest Payments	149,183.74	4b		LIABILITIES, RESERVES, AND SURPLUS	
		4c		Cash Liabilities	852,015.67
DEFERRED CHARGES	102,920.00	Total		Reserves for Receivables	2,698,188.79
SCHOOL, COUNTY, SPECIAL DISTRICT TAXES	5,110,837.43	Land Area 6.50 Sq. Miles		Surplus Dec. 31, 1983	728,092.47
RESERVE FOR UNCOLLECTED TAXES	913,182.10	Net Valuation Taxable-Municipal		Total	4,278,296.93
EXPENDITURES	11,959,355.88	Net Valuation Taxable-County			
		State Equalized Valuation			
		State Equalization Ratio			

*Includes County Health Service Taxes or County Vocational School Taxes. See Table 13.

1806

Population 1980 29,175
 Population 1983 29,210
 S & P Rating AA
 Moody Rating AA

General Tax Rate Per \$100. 4.84
 State Equalized Tax Rate 2.24

BRIDGEWATER TOWNSHIP – SOMERSET CO.
Form of Government:
Mayor–Council Plan E (OMCL 50)
Number of Members on Governing Body – 5

PER CAPITA:
 Gross Debt 1,251.51
 Net Debt 675.95
 Debt Service 67.21
 Total Tax Levy 951.39
 Municipal Expenditures 366.09

PER CENT:
 Gross Debt 3.26
 Net Debt 1.76
 Tax Levy Collected 97.56
 Tax Levy Cancelled, Abated or Adjusted .06

EXPENDITURES		REVENUES-REALIZED		1983 PROPERTY TAX	
GENERAL GOVERNMENT				STATE EQUALIZED TAX RATE →	
Governing Body & Public Boards	61,550.00	1983 Property Taxes Collected	27,094,469.21	Local District School Taxes	
Municipal Clerk	72,830.00	1983 Payments in Lieu of Taxes		Regional & Consolidated School Tax	1.66
Financial Administration	78,820.00	Delinquent Tax & Lien Collections	652,454.08	School Taxes in Municipal Budget	
Assessment of Taxes	332,011.00	Business Personalty Replacement Taxes	2,083,808.88	County Taxes	.50
Collection of Taxes	83,943.00	Taxes from Public Utilities	3,268,126.00	County Library Taxes	.04
Planning, Housing & Development	55,628.00	Other Miscellaneous Tax Revenues		Local Municipal Purpose Taxes	.04
Human Resources	3,000.00	State Aid Revenues	243,283.73	Veteran & Senior Citizen Taxes	
Elections	4,300.00	Federal Aid Revenues	125,832.65	Total Taxes for Rate Computation	2.24
General Administration (other)	1,487,351.10	State and Local Fiscal Assistance Act Utilized		Special District Taxes	
JUDICIARY		Sale of Acquired Property	2,203,110.44	Bank Corp. Taxes	
Municipal Courts	88,737.00	Other Miscellaneous Revenues	35,671,084.99	Added and Omitted Taxes	
PUBLIC SAFETY		Total	2,000,000.00	Total Taxes Levied - ABSTRACT	
Fire Protection	230,891.00	Prior Years Surplus Appropriated	37,671,084.99	Total Taxes Billed	
Police Protection	2,046,295.65	REVENUES	964,425.00	1983 TAXES COLLECTED	
Civil Defense & Disaster Control	2,650.00	Reserve For Uncollected Taxes	2,442,294.72	1983 Taxes Cancelled, Abated or Adjusted	
Environmental Inspection & Control	147,627.00	CAPITAL OUTLAY		Transfer to Tax Title Liens or Foreclosed	
Other Public Safety		Total		Balance Outstanding Dec. 31, 1983	
PUBLIC WORKS		Public Enterprises	1,157,774.73	PRIOR YEARS TAXES OUTSTANDING	
Streets and Drainage	1,375,509.00	Recreation—Culture	60,642.62	Balance January 1, 1983	
Sewers and Sewage Processing		Public Works	1,012,727.37	Collected in 1983	
Garbage and Trash Disposal	266,020.36	Buildings and Grounds	187,045.47	Cancelled, Abated or Adjusted 1983	
Public Buildings and Grounds	40,598.00	Library and Education	24,104.53	Transfers to Tax Title Liens or Foreclosed	
Other Public Works		Conservation		Balance December 31, 1983	
HEALTH and WELFARE		All Other		TAX TITLE LIENS OUTSTANDING	
Health Services Except Environmental	67,369.00	CAPITAL DEBT AUTHORIZED, DECEMBER 31, 1983		Balance January 1, 1983	
Welfare-Public Assistance	29,948.00	ISSUED AND UNISSUED		Transfer From Taxes	
Hospitals, Clinics, First Aid	2,500.00	GROSS DEBT		Redeemed in 1983	
Animal, Insect, & Rodent Control	10,664.00	School	4,644,376	Cancelled, Abated or Adjusted (1983)	
Other Welfare Services		Self-liquidating	11,733,250	Transfers to Foreclosed Property	
RECREATION and CONSERVATION		Other	20,179,062	Balance December 31, 1983	
Beaches and Boardwalks	430,164.00	Total	36,556,688	PROPERTY ACQUIRED BY DEED OR FORECLOSURE	
Parks, Playgrounds, Shade Trees	28,893.00	ISSUED AND OUTSTANDING		Balance January 1, 1983	
Land Reclamation & Conservation	15,000.00	School	4,644,376.78	Transfers From Taxes or Liens	
Other Recreational Services		Self-Liquidating	7,259,000.00	Sale for Cash (1983)	
EDUCATION (excluding schools)		Other	9,292,000.00	Cancelled, Abated or Adjusted (1983)	
Libraries	87,115.00	Total	21,195,376.78	Balance December 31, 1983	
Other Educational Services		EQUALIZED VALUATION BASIS		CURRENT FINANCES DECEMBER 31, 1983	
STATUTORY EXPENDITURES		FOR NET DEBT COMPUTATION		ASSETS	
Pensions & F. I. C. A.	583,000.00	REAL PROPERTY VALUATIONS		Cash Dec. 31, 1983	
Employee Fringe Benefits	5,000.00	Code Class # of Parcels % VAL'N		Taxes Receivable	
Other Statutory Expenditures		1 Vacant Land 1384 3.03		Tax Title Liens	
CETA And Other Public Employment Programs		2 Residential 8406 64.01		Foreclosed Property	
MUNICIPAL FUNCTIONS		3 Farm 117 .91		Emergencies & Other Deferred Charges	
CAPITAL IMPROVEMENTS		4a Commercial 203 9.93		State and Federal Aid Receivable	
DEBT SERVICE		4b Industrial 52 21.36		Other Receivables	
Principal Payments	739,000.00	4c Apartments 36 .77		Total	
Interest Payments	1,224,134.40	Total 10198		LIABILITIES, RESERVES, AND SURPLUS	
DEFERRED CHARGES		Land Area 32.30 Sq. Miles		Cash Liabilities	
SCHOOL, COUNTY, SPECIAL DISTRICT TAXES	128,593.16	Net Valuation Taxable-Municipal		Reserves for Receivables	
RESERVE FOR UNCOLLECTED TAXES	27,005,418.38	Net Valuation Taxable-County		Surplus Dec. 31, 1983	
EXPENDITURES		State Equalized Valuation		Total	
TOTAL	37,698,985.05	State Equalization Ratio			

1308
Population 1980 4,068
Population 1983 4,410
S & P Rating
Moody Rating A

General Tax Rate Per \$100.
4.76
State Equalized Tax Rate
1.96

BRIELLE BOROUGH - MONMOUTH COUNTY
Form of Government:
Borough Council
Number of Members on Governing Body - 6

PER CAPITA:
Gross Debt 1,054.97
Net Debt 552.01
Debt Service 8.15
Total Tax Levy 832.16
Municipal Expenditures 405.20
PER CENT:
Gross Debt 2.83
Net Debt 1.48
Tax Levy Collected 95.83
Tax Levy Cancelled, Abated or Adjusted

EXPENDITURES		REVENUES-REALIZED		1983 PROPERTY TAX	
GENERAL GOVERNMENT				STATE EQUALIZED TAX RATE → .88	1,631,202.20
Governing Body & Public Boards		1983 Property Taxes Collected	3,510,690.18	Local District School Taxes	
Municipal Clerk		1983 Payments in Lieu of Taxes		Regional & Consolidated School Tax	
Financial Administration	6,600.00	Delinquent Tax & Lien Collections	134,978.33	School Taxes in Municipal Budget	
Assessment of Taxes	11,400.00	Business Personalty Replacement Taxes	35,274.52	County Taxes	934,879.00
Collection of Taxes	22,813.50	Taxes from Public Utilities	223,363.00	County Library Taxes	35,312.97
Planning, Housing & Development	19,711.68	Other Miscellaneous Tax Revenues		Local Municipal Purpose Taxes	1,037,200.00
Human Resources		State Aid Revenues	30,145.43	Veteran & Senior Citizen Taxes	32,050.00
Elections		Federal Aid Revenues		Total Taxes for Rate Computation	3,670,644.17
General Administration (other)	167,587.50	State and Local Fiscal Assistance Act Utilized	27,939.90	Special District Taxes	
JUDICIARY		Sale of Acquired Property	24,570.00	Bank Corp. Taxes	6,240.04
Municipal Courts	21,268.00	Other Miscellaneous Revenues	167,178.01	Added and Omitted Taxes	25,007.64
PUBLIC SAFETY		Total	4,154,139.37	Total Taxes Levied - ABSTRACT	3,669,841.85
Fire Protection	36,390.60	Prior Years Surplus Appropriated	403,000.00	Total Taxes Billed	3,663,601.81
Police Protection	565,925.00	REVENUES TOTAL	4,557,139.37	1983 TAXES COLLECTED	3,510,690.18
Civil Defense & Disaster Control	200.00	Reserve For Uncollected Taxes	247,561.06	1983 Taxes Cancelled, Abated or Adjusted	
Environmental Inspection & Control	22,475.00	CAPITAL OUTLAY TOTAL	275,804.08	Transfer to Tax Title Liens or Foreclosed	1,707.73
Other Public Safety				Balance Outstanding Dec. 31, 1983	151,203.86
PUBLIC WORKS				PRIOR YEARS TAXES OUTSTANDING	
Streets and Drainage	167,601.55	Public Enterprises	66,567.24	Balance January 1, 1983	152,331.97
Sewers and Sewage Processing		Recreation—Culture		Collected in 1983	112,892.25
Garbage and Trash Disposal	165,719.90	Public Works	209,236.84	Cancelled, Abated or Adjusted 1983	
Public Buildings and Grounds	25,975.00	Buildings and Grounds		Transfers to Tax Title Liens or Foreclosed	
Other Public Works		Library and Education		Balance December 31, 1983	39,439.72
HEALTH and WELFARE		Conservation		TAX TITLE LIENS OUTSTANDING	
Health Services Except Environmental	16,770.00	All Other		Balance January 1, 1983	44,238.61
Welfare-Public Assistance	4,240.00	CAPITAL DEBT AUTHORIZED, DECEMBER 31, 1983		Transfer From Taxes	1,707.77
Hospitals, Clinics, First Aid		ISSUED AND UNISSUED GROSS DEBT		Redeemed in 1983	22,086.08
Animal, Insect, & Rodent Control	2,165.50	School	94,000	Cancelled, Abated or Adjusted (1983)	
Other Welfare Services		Self-liquidating	3,291,641	Transfers to Foreclosed Property	
RECREATION and CONSERVATION		Other	1,266,771	Balance December 31, 1983	23,860.30
Beaches and Boardwalks		Total	4,652,412	PROPERTY ACQUIRED BY DEED OR	
Parks, Playgrounds, Shade Trees	6,500.00			FORECLOSURE	
Land Reclamation & Conservation	150.00			Balance January 1, 1983	34,670.00
Other Recreational Services	8,934.00			Transfers From Taxes or Liens	
EDUCATION (excluding schools)				Sale for Cash (1983)	24,570.00
Libraries	28,000.00			Cancelled, Abated or Adjusted (1983)	
Other Educational Services	300.00			Balance December 31, 1983	10,100.00
STATUTORY EXPENDITURES				CURRENT FINANCES DECEMBER 31, 1983	
Pensions & F. I. C. A.	127,751.84			ASSETS	
Employee Fringe Benefits	56,693.00			Cash Dec. 31, 1983	1,409,946.80
Other Statutory Expenditures	3,000.00			Taxes Receivable	190,643.58
CETA And Other Public Employment Programs				Tax Title Liens	23,860.30
MUNICIPAL FUNCTIONS TOTAL	1,488,172.07			Foreclosed Property	10,100.00
CAPITAL IMPROVEMENTS *MEMO*	14,500.00			Emergencies & Other Deferred Charges	37,500.00
DEBT SERVICE				State and Federal Aid Receivable	
Principal Payments	32,505.40			Other Receivables	637.36
Interest Payments	3,426.50			Total	1,672,688.04
DEFERRED CHARGES	15,255.52			LIABILITIES, RESERVES, AND SURPLUS	
SCHOOL, COUNTY, SPECIAL DISTRICT TAXES	2,601,394.17			Cash Liabilities	979,769.29
RESERVE FOR UNCOLLECTED TAXES	247,561.06			Reserves for Receivables	225,241.24
EXPENDITURES TOTAL	4,388,314.72			Surplus Dec. 31, 1983	467,677.51
				Total	1,672,688.04

0103

Population 1980 8,318
 Population 1983 8,985
 S & P Rating AAA
 Moody Rating AAA

General Tax Rate Per \$100. 2.43
 State Equalized Tax Rate 1.31

BRIGANTINE CITY – ATLANTIC COUNTY**Form of Government:****Commission (1911)****Number of Members on Governing Body – 3****PER CAPITA:**

Gross Debt 1,093.82
 Net Debt 559.54
 Debt Service 73.65
 Total Tax Levy 848.36
 Municipal Expenditures 515.09

PER CENT:

Gross Debt 1.77
 Net Debt .91
 Tax Levy Collected 93.98
 Tax Levy Cancelled, Abated or Adjusted 1.10

EXPENDITURES		REVENUES-REALIZED		1983 PROPERTY TAX	
GENERAL GOVERNMENT				STATE EQUALIZED TAX RATE	
Governing Body & Public Boards		1983 Property Taxes Collected	7,166,430.01	Local District School Taxes .33	1,899,998.00
Municipal Clerk		1983 Payments in Lieu of Taxes		Regional & Consolidated School Tax	
Financial Administration	14,000.00	Delinquent Tax & Lien Collections	389,885.42	School Taxes in Municipal Budget .02	88,126.04
Assessment of Taxes	35,312.48	Business Personalty Replacement Taxes	28,361.64	County Taxes .47	* 2,735,642.10
Collection of Taxes	51,333.54	Taxes from Public Utilities	530,084.00	County Library Taxes .03	145,829.85
Planning, Housing & Development	17,398.58	Other Miscellaneous Tax Revenues		Local Municipal Purpose Taxes .47	2,722,282.50
Human Resources		State Aid Revenues	49,987.60	Veteran & Senior Citizen Taxes	117,550.00
Elections	6,487.02	Federal Aid Revenues		Total Taxes for Rate Computation 1.32	7,709,428.49
General Administration (other)	370,700.96	State and Local Fiscal Assistance Act Utilized	78,315.00	Special District Taxes	
JUDICIARY		Sale of Acquired Property		Bank Corp. Taxes	4,681.34
Municipal Courts	28,883.57	Other Miscellaneous Revenues	746,990.60	Added and Omitted Taxes	25,981.29
PUBLIC SAFETY		Total	8,990,054.27	Total Taxes Levied - ABSTRACT	7,622,541.12
Fire Protection	587,442.52	Prior Years Surplus Appropriated	236,000.00	Total Taxes Billed	7,625,517.63
Police Protection	750,828.01	REVENUES TOTAL	9,226,054.27	1983 TAXES COLLECTED	7,166,430.01
Civil Defense & Disaster Control		Reserve For Uncollected Taxes	456,573.29	1983 Taxes Cancelled, Abated or Adjusted	7,820.96
Environmental Inspection & Control	58,824.41			Transfer to Tax Title Liens or Foreclosed	50,630.99
Other Public Safety				Balance Outstanding Dec. 31, 1983	400,635.67
PUBLIC WORKS		CAPITAL OUTLAY TOTAL	814,783.75	PRIOR YEARS TAXES OUTSTANDING	
Streets and Drainage	340,964.75	Public Enterprises	62,070.32	Balance January 1, 1983	359,532.62
Sewers and Sewage Processing		Recreation—Culture		Collected in 1983	329,759.35
Garbage and Trash Disposal	191,326.43	Public Works	489,013.27	Cancelled, Abated or Adjusted 1983	3,478.64
Public Buildings and Grounds	159,708.16	Buildings and Grounds	263,700.16	Transfers to Tax Title Liens or Foreclosed	25,317.88
Other Public Works		Library and Education		Balance December 31, 1983	976.75
HEALTH and WELFARE		Conservation		TAX TITLE LIENS OUTSTANDING	
Health Services Except Environmental		All Other		Balance January 1, 1983	125,903.35
Welfare-Public Assistance	6,158.86			Transfer From Taxes	79,550.06
Hospitals, Clinics, First Aid				Redeemed in 1983	60,126.07
Animal, Insect, & Rodent Control				Cancelled, Abated or Adjusted (1983)	
Other Welfare Services				Transfers to Foreclosed Property	
RECREATION and CONSERVATION				Balance December 31, 1983	145,327.34
Beaches and Boardwalks	210,114.12			PROPERTY ACQUIRED BY DEED OR	
Parks, Playgrounds, Shade Trees	35,232.62			FORECLOSURE	
Land Reclamation & Conservation				Balance January 1, 1983	454,361.00
Other Recreational Services				Transfers From Taxes or Liens	
EDUCATION (excluding schools)				Sale for Cash (1983)	131,000.00
Libraries				Cancelled, Abated or Adjusted (1983)	
Other Educational Services				Balance December 31, 1983	323,361.00
STATUTORY EXPENDITURES				CURRENT FINANCES DECEMBER 31, 1983	
Pensions & F. I. C. A.	356,413.35			ASSETS	
Employee Fringe Benefits	142,227.57			Cash Dec. 31, 1983	672,977.16
Other Statutory Expenditures	22,715.47			Taxes Receivable	401,612.42
CETA And Other Public Employment Programs				Tax Title Liens	145,327.34
MUNICIPAL FUNCTIONS				Foreclosed Property	323,361.00
CAPITAL IMPROVEMENTS				Emergencies & Other Deferred Charges	40,000.00
MEMO				State and Federal Aid Receivable	
DEBT SERVICE				Other Receivables	1,325.05
Principal Payments	282,064.75			Total	1,584,602.97
Interest Payments	379,665.47			LIABILITIES, RESERVES, AND SURPLUS	
TYPE I SCHL DEBT *MEMO				Cash Liabilities	153,216.86
	88,126.04			Reserves for Receivables	871,625.81
DEFERRED CHARGES				Surplus Dec. 31, 1983	559,760.30
SCHOOL, COUNTY, SPECIAL DISTRICT TAXES	123,691.85			Total	1,584,602.97
SCHOOL, COUNTY, SPECIAL DISTRICT TAXES	4,869,595.99				
RESERVE FOR UNCOLLECTED TAXES	456,573.29				
EXPENDITURES					
TOTAL	9,497,663.77				

1981/3000

* ABOVE DEBT SERVICE INCLUDES TYPE I SCHOOL DEBT

*Includes County Health Service Taxes or County Vocational School Taxes. See Table 13.

0407

Population 1980 **2,133**
 Population 1983 **2,140**
 S & P Rating
 Moody Rating

General Tax Rate Per \$100.
3.53
 State Equalized Tax Rate
3.03

BROOKLAWN BOROUGH - CAMDEN CO.**Form of Government:****Borough Council****Number of Members on Governing Body - 6**

PER CAPITA:

Gross Debt **280.42**
 Net Debt **55.19**
 Debt Service **15.07**
 Total Tax Levy **447.93**
 Municipal Expenditures **285.88**

PER CENT:

Gross Debt **1.92**
 Net Debt **.38**
 Tax Levy Collected **94.63**
 Tax Levy Cancelled, Abated
 or Adjusted

EXPENDITURES		REVENUES-REALIZED		1983 PROPERTY TAX	
GENERAL GOVERNMENT				STATE EQUALIZED TAX RATE 1.35	
Governing Body & Public Boards	3,750.00	1983 Property Taxes Collected	906,972.38	Local District School Taxes	427,932.00
Municipal Clerk	13,000.12	1983 Payments in Lieu of Taxes		Regional & Consolidated School Tax	
Financial Administration	13,209.00	Delinquent Tax & Lien Collections	54,730.32	School Taxes in Municipal Budget	
Assessment of Taxes	4,732.54	Business Personalty Replacement Taxes	28,528.64	County Taxes	1.25 *
Collection of Taxes	7,595.35	Taxes from Public Utilities	133,322.00	County Library Taxes	.03
Planning, Housing & Development	200.00	Other Miscellaneous Tax Revenues		Local Municipal Purpose Taxes	.40
Human Resources		State Aid Revenues	24,862.44	Veteran & Senior Citizen Taxes	
Elections	2,090.84	Federal Aid Revenues		Total Taxes for Rate Computation	3.03
General Administration (other)	70,383.23	State and Local Fiscal Assistance Act Utilized	8,143.00	Special District Taxes	
JUDICIARY		Sale of Acquired Property		Bank Corp. Taxes	567.32
Municipal Courts	12,523.53	Other Miscellaneous Revenues	224,750.85	Added and Omitted Taxes	63.56
PUBLIC SAFETY		Total	1,381,309.63	Total Taxes Levied - ABSTRACT	958,572.53
Fire Protection	8,830.09	Prior Years Surplus Appropriated	132,000.00	Total Taxes Billed	958,421.44
Police Protection	115,314.14	REVENUES TOTAL	1,513,309.63	1983 TAXES COLLECTED	906,972.38
Civil Defense & Disaster Control	25.00	Reserve For Uncollected Taxes	75,189.96	1983 Taxes Cancelled, Abated or Adjusted	
Environmental Inspection & Control	13,331.84	CAPITAL OUTLAY TOTAL	141,119.90	Transfer to Tax Title Liens or Foreclosed	11,476.45
Other Public Safety				Balance Outstanding Dec. 31, 1983	39,972.61
PUBLIC WORKS				PRIOR YEARS TAXES OUTSTANDING	
Streets and Drainage	59,866.32	Public Enterprises	141,119.90	Balance January 1, 1983	62,849.47
Sewers and Sewage Processing	42,687.96	Recreation—Culture		Collected in 1983	52,016.04
Garbage and Trash Disposal	42,333.30	Public Works		Cancelled, Abated or Adjusted 1983	
Public Buildings and Grounds	34,812.70	Buildings and Grounds		Transfers to Tax Title Liens or Foreclosed	4,485.74
Other Public Works		Library and Education		Balance December 31, 1983	6,347.69
HEALTH and WELFARE		Conservation		TAX TITLE LIENS OUTSTANDING	
Health Services Except Environmental	1,297.50	All Other		Balance January 1, 1983	23,408.57
Welfare-Public Assistance	600.00	CAPITAL DEBT AUTHORIZED, DECEMBER 31, 1983		Transfer From Taxes	16,578.50
Hospitals, Clinics, First Aid		ISSUED AND UNISSUED GROSS DEBT		Redeemed in 1983	2,714.28
Animal, Insect, & Rodent Control		School	482,000	Cancelled, Abated or Adjusted (1983)	
Other Welfare Services		Self-liquidating	118,100	Transfers to Foreclosed Property	
RECREATION and CONSERVATION		Other	600,100	Balance December 31, 1983	37,272.79
Beaches and Boardwalks		Total	118,100	PROPERTY ACQUIRED BY DEED OR	
Parks, Playgrounds, Shade Trees	4,291.12			FORECLOSURE	
Land Reclamation & Conservation		ISSUED AND OUTSTANDING		Balance January 1, 1983	94,975.00
Other Recreational Services	800.00	School		Transfers From Taxes or Liens	
EDUCATION (excluding schools)		Self-Liquidating	470,000.00	Sale for Cash (1983)	
Libraries		Other	117,100.00	Cancelled, Abated or Adjusted (1983)	
Other Educational Services		Total	587,100.00	Balance December 31, 1983	94,975.00
STATUTORY EXPENDITURES		EQUALIZED VALUATION BASIS		CURRENT FINANCES DECEMBER 31, 1983	
Pensions & F. I. C. A.	23,910.00	FOR NET DEBT COMPUTATION	31,255,405	ASSETS	
Employee Fringe Benefits	12,178.22	REAL PROPERTY VALUATIONS		Cash Dec. 31, 1983	470,342.10
Other Statutory Expenditures	1,000.00	Code Class # of Parcels % VAL'N		Taxes Receivable	46,320.30
CETA And Other Public Employment Programs		1 Vacant Land 53 1.41	376,200.00	Tax Title Liens	37,272.79
MUNICIPAL FUNCTIONS		2 Residential 649 66.33	17,703,900.00	Foreclosed Property	94,975.00
CAPITAL IMPROVEMENTS	*MEMO*	3 Farm 59 28.87	7,705,700.00	Emergencies & Other Deferred Charges	22,111.28
DEBT SERVICE		4a Commercial 5 1.45	386,000.00	State and Federal Aid Receivable	
Principal Payments	17,700.00	4b Industrial 4 1.94	517,700.00	Other Receivables	34,466.13
Interest Payments	14,560.10	Total 770	26,689,500.00	Total	705,487.60
DEFERRED CHARGES		Land Area .49 Sq. Miles		LIABILITIES, RESERVES, AND SURPLUS	
SCHOOL, COUNTY, SPECIAL DISTRICT TAXES	15,570.53	Net Valuation Taxable-Municipal	27,141,249	Cash Liabilities	273,815.23
RESERVE FOR UNCOLLECTED TAXES	830,941.65	Net Valuation Taxable-County	33,663,748	Reserves for Receivables	213,034.22
EXPENDITURES		State Equalized Valuation	31,580,160	Surplus Dec. 31, 1983	218,638.15
TOTAL	1,442,725.04	State Equalization Ratio	85.74	Total	705,487.60

0104
Population 1980 3,642
Population 1983 3,768
S & P Rating
Moody Rating

General Tax Rate Per \$100. 4.53
State Equalized Tax Rate 2.53

BUENA BOROUGH - ATLANTIC COUNTY
Form of Government:
Borough Council
Number of Members on Governing Body - 6

PER CAPITA:
Gross Debt 406.00
Net Debt 154.82
Debt Service 28.66
Total Tax Levy 486.66
Municipal Expenditures 244.71
PER CENT:
Gross Debt 2.30
Net Debt .88
Tax Levy Collected 90.94
Tax Levy Cancelled, Abated or Adjusted

EXPENDITURES		REVENUES-REALIZED		1983 PROPERTY TAX	
GENERAL GOVERNMENT				STATE EQUALIZED TAX RATE →	
Governing Body & Public Boards	22,000.00	1983 Property Taxes Collected		Local District School Taxes	
Municipal Clerk	7,586.51	1983 Payments in Lieu of Taxes		Regional & Consolidated School Tax	1.53
Financial Administration	20,217.00	Delinquent Tax & Lien Collections		School Taxes in Municipal Budget	
Assessment of Taxes	50,000.00	Business Personalty Replacement Taxes		County Taxes	.47 *
Collection of Taxes	11,620.00	Taxes from Public Utilities		County Library Taxes	.02
Planning, Housing & Development	15,725.00	Other Miscellaneous Tax Revenues		Local Municipal Purpose Taxes	.50
Human Resources		State Aid Revenues		Veteran & Senior Citizen Taxes	
Elections		Federal Aid Revenues		Total Taxes for Rate Computation	2.52
General Administration (other)	128,077.00	State and Local Fiscal Assistance Act Utilized		Special District Taxes	
JUDICIARY		Sale of Acquired Property		Bank Corp. Taxes	
Municipal Courts	16,956.00	Other Miscellaneous Revenues		Added and Omitted Taxes	
PUBLIC SAFETY		Total		Total Taxes Levied - ABSTRACT	
Fire Protection		Prior Years Surplus Appropriated		Total Taxes Billed	
Police Protection	179,367.93	REVENUES TOTAL		1983 TAXES COLLECTED	
Civil Defense & Disaster Control	700.00	Reserve For Uncollected Taxes		1983 Taxes Cancelled, Abated or Adjusted	
Environmental Inspection & Control	700.00	CAPITAL OUTLAY TOTAL		Transfer to Tax Title Liens or Foreclosed	
Other Public Safety	36,120.00			Balance Outstanding Dec. 31, 1983	
PUBLIC WORKS				PRIOR YEARS TAXES OUTSTANDING	
Streets and Drainage	127,284.20	Public Enterprises		Balance January 1, 1983	
Sewers and Sewage Processing		Recreation—Culture		Collected in 1983	
Garbage and Trash Disposal	66,185.14	Public Works		Cancelled, Abated or Adjusted 1983	
Public Buildings and Grounds	25,000.00	Buildings and Grounds		Transfers to Tax Title Liens or Foreclosed	
Other Public Works	625.00	Library and Education		Balance December 31, 1983	
HEALTH and WELFARE		Conservation		TAX TITLE LIENS OUTSTANDING	
Health Services Except Environmental	875.00	All Other		Balance January 1, 1983	
Welfare-Public Assistance	8,395.00	CAPITAL DEBT AUTHORIZED, DECEMBER 31, 1983		Transfer From Taxes	
Hospitals, Clinics, First Aid		ISSUED AND UNISSUED GROSS DEBT		Redeemed in 1983	
Animal, Insect, & Rodent Control	600.00	School		Cancelled, Abated or Adjusted (1983)	
Other Welfare Services	300.00	Self-liquidating		Transfers to Foreclosed Property	
RECREATION and CONSERVATION		Other		Balance December 31, 1983	
Beaches and Boardwalks		Total		PROPERTY ACQUIRED BY DEED OR FORECLOSURE	
Parks, Playgrounds, Shade Trees		ISSUED AND OUTSTANDING		Balance January 1, 1983	
Land Reclamation & Conservation		School		Transfers From Taxes or Liens	
Other Recreational Services	13,800.00	Self-liquidating		Sale for Cash (1983)	
EDUCATION (excluding schools)		Other		Cancelled, Abated or Adjusted (1983)	
Libraries		Total		Balance December 31, 1983	
Other Educational Services		EQUALIZED VALUATION BASIS		CURRENT FINANCES DECEMBER 31, 1983	
STATUTORY EXPENDITURES		FOR NET DEBT COMPUTATION		ASSETS	
Pensions & F. I. C. A.	40,500.00	REAL PROPERTY VALUATIONS		Cash Dec. 31, 1983	
Employee Fringe Benefits	21,300.00	Code Class # of Parcels % VAL'N		Taxes Receivable	
Other Statutory Expenditures	4,500.00	ASSESSED VALUATION		Tax Title Liens	
CETA And Other Public Employment Programs		1 Vacant Land 325 2.00		Foreclosed Property	
MUNICIPAL FUNCTIONS TOTAL	798,433.78	2 Residential 987 61.45		Emergencies & Other Deferred Charges	
CAPITAL IMPROVEMENTS *MEMO*	2,500.00	3 Farm 261 10.48		State and Federal Aid Receivable	
DEBT SERVICE		4a Commercial 101 13.33		Other Receivables	
Principal Payments	62,000.00	4b Industrial 8 10.37		Total	
Interest Payments	46,002.24	4c Apartments 4 2.36		LIABILITIES, RESERVES, AND SURPLUS	
		Total 1686		Cash Liabilities	
DEFERRED CHARGES		Land Area 7.40 Sq. Miles		Reserves for Receivables	
SCHOOL, COUNTY, SPECIAL DISTRICT TAXES	2,000.00	Net Valuation Taxable-Municipal		Surplus Dec. 31, 1983	
RESERVE FOR UNCOLLECTED TAXES	1,460,116.81	Net Valuation Taxable-County		Total	
EXPENDITURES TOTAL	2,532,914.82	State Equalized Valuation			
		State Equalization Ratio			

0105

Population 1980 6,959
Population 1983 7,100
S & P Rating
Moody Rating

General Tax Rate Per \$100.

4.07

State Equalized Tax Rate

1.91

BUENA VISTA TOWNSHIP – ATLANTIC CO.

Form of Government:

Township Committee

Number of Members on Governing Body – 5

PER CAPITA:

Gross Debt 251.49
Net Debt
Debt Service 36.17
Total Tax Levy 397.55
Municipal Expenditures 237.95

PER CENT:

Gross Debt 1.42
Net Debt
Tax Levy Collected 84.10
Tax Levy Cancelled, Abated
or Adjusted .14

EXPENDITURES		REVENUES-REALIZED		1983 PROPERTY TAX	
GENERAL GOVERNMENT		1983 Property Taxes Collected		STATE EQUALIZED TAX RATE →	
Governing Body & Public Boards		2,373,719.67		Local District School Taxes	
Municipal Clerk				Regional & Consolidated School Tax 1.41	
Financial Administration	27,710.00	1983 Payments in Lieu of Taxes		School Taxes in Municipal Budget	
Assessment of Taxes	19,650.00	270,910.92		County Taxes .46 *	
Collection of Taxes	51,000.00	45,571.32		County Library Taxes .02	
Planning, Housing & Development	14,500.00	479,074.00		Local Municipal Purpose Taxes .01	
Human Resources	27,024.49	Other Miscellaneous Tax Revenues		Veteran & Senior Citizen Taxes	
Elections	4,000.00	43,588.41		Total Taxes for Rate Computation 1.90	
General Administration (other)	144,020.00	Federal Aid Revenues		Special District Taxes	
JUDICIARY		State and Local Fiscal Assistance Act Utilized		Bank Corp. Taxes	
Municipal Courts	20,930.00	26,902.50		Added and Omitted Taxes	
PUBLIC SAFETY		Sale of Acquired Property		Total Taxes Levied - ABSTRACT	
Fire Protection	26,000.00	256,923.33		Total Taxes Billed	
Police Protection	14,700.00	3,564,164.10		1983 TAXES COLLECTED	
Civil Defense & Disaster Control	1,000.00	Prior Years Surplus Appropriated		1983 Taxes Cancelled, Abated or Adjusted	
Environmental Inspection & Control		600,000.00		Transfer to Tax Title Liens or Foreclosed	
Other Public Safety		REVENUES TOTAL		Balance Outstanding Dec. 31, 1983	
PUBLIC WORKS		CAPITAL OUTLAY TOTAL		PRIOR YEARS TAXES OUTSTANDING	
Streets and Drainage	390,906.95	Public Enterprises		Balance January 1, 1983	
Sewers and Sewage Processing		Recreation—Culture		Collected in 1983	
Garbage and Trash Disposal		Public Works		Cancelled, Abated or Adjusted 1983	
Public Buildings and Grounds	31,000.00	Buildings and Grounds		Transfers to Tax Title Liens or Foreclosed	
Other Public Works		Library and Education		Balance December 31, 1983	
HEALTH and WELFARE		Conservation		TAX TITLE LIENS OUTSTANDING	
Health Services Except Environmental	900.00	All Other		Balance January 1, 1983	
Welfare-Public Assistance	8,575.00	CAPITAL DEBT AUTHORIZED, DECEMBER 31, 1983		Transfer From Taxes	
Hospitals, Clinics, First Aid		ISSUED AND UNISSUED GROSS DEBT		Redeemed in 1983	
Animal, Insect, & Rodent Control	56,000.00	School 1,785,549		Cancelled, Abated or Adjusted (1983)	
Other Welfare Services		Self-liquidating		Transfers to Foreclosed Property	
RECREATION and CONSERVATION		Other		Balance December 31, 1983	
Beaches and Boardwalks		Total 1,785,549		PROPERTY ACQUIRED BY DEED OR	
Parks, Playgrounds, Shade Trees	34,000.00	ISSUED AND OUTSTANDING		FORECLOSURE	
Land Reclamation & Conservation		School 1,785,549.30		Balance January 1, 1983	
Other Recreational Services		Self-Liquidating		Transfers From Taxes or Liens	
EDUCATION (excluding schools)		Other		Sale for Cash (1983)	
Libraries		Total 1,785,549.30		Cancelled, Abated or Adjusted (1983)	
Other Educational Services		EQUALIZED VALUATION BASIS		Balance December 31, 1983	
STATUTORY EXPENDITURES		FOR NET DEBT COMPUTATION		CURRENT FINANCES DECEMBER 31, 1983	
Pensions & F. I. C. A.	38,000.00	REAL PROPERTY VALUATIONS		ASSETS	
Employee Fringe Benefits		Code Class # of Parcels % VAL'N		Cash Dec. 31, 1983	
Other Statutory Expenditures	4,000.00	ASSESSED VALUATION		Taxes Receivable	
CETA And Other Public Employment Programs		1 Vacant Land 5775 20.80		Tax Title Liens	
MUNICIPAL FUNCTIONS TOTAL	913,916.44	2 Residential 1762 56.82		Foreclosed Property	
CAPITAL IMPROVEMENTS *MEMO*		3 Farm 536 12.07		Emergencies & Other Deferred Charges	
DEBT SERVICE		4a Commercial 108 7.65		State and Federal Aid Receivable	
Principal Payments	235,175.50	4b Industrial 9 2.67		Other Receivables	
Interest Payments	21,600.00	4c Apartments		Total	
DEFERRED CHARGES		Total 8190		LIABILITIES, RESERVES, AND SURPLUS	
SCHOOL, COUNTY, SPECIAL DISTRICT TAXES	2,783,922.62	Land Area 41.83 Sq. Miles		Cash Liabilities	
RESERVE FOR UNCOLLECTED TAXES	518,726.97	Net Valuation Taxable-Municipal		Reserves for Receivables	
EXPENDITURES TOTAL	4,473,341.53	Net Valuation Taxable-County		Surplus Dec. 31, 1983	
		State Equalized Valuation		Total	
		State Equalization Ratio			

0305

Population 1980 10,246

Population 1983 10,456

S & P Rating

Moody Rating AA

General Tax Rate Per \$100.

1.43

State Equalized Tax Rate

1.08

BURLINGTON CITY – BURLINGTON COUNTY**Form of Government:****Special Charter (P.L. 1851 c. 149)****Number of Members on Governing Body – 12**

PER CAPITA:

Gross Debt 268.65

Net Debt 221.40

Debt Service 135.05

Total Tax Levy 209.51

Municipal Expenditures 1,002.96

PER CENT:

Gross Debt 1.60

Net Debt 1.32

Tax Levy Collected 93.95

Tax Levy Cancelled, Abated

or Adjusted .01

EXPENDITURES		REVENUES-REALIZED		1983 PROPERTY TAX	
GENERAL GOVERNMENT		STATE EQUALIZED TAX RATE		STATE EQUALIZED TAX RATE	
Governing Body & Public Boards		1983 Property Taxes Collected	2,040,291.53	Local District School Taxes	.44 884,036.00
Municipal Clerk		1983 Payments in Lieu of Taxes		Regional & Consolidated School Tax	
Financial Administration	140,000.00	Delinquent Tax & Lien Collections	110,276.03	School Taxes in Municipal Budget	.04 88,321.00
Assessment of Taxes	16,000.00	Business Personalty Replacement Taxes	131,446.68	County Taxes	.57 1,131,648.37
Collection of Taxes	122,000.00	Taxes from Public Utilities	7,281,657.00	County Library Taxes	.03 63,108.49
Planning, Housing & Development	26,500.00	Other Miscellaneous Tax Revenues		Local Municipal Purpose Taxes	
Human Resources	50,000.00	State Aid Revenues	146,007.18	Veteran & Senior Citizen Taxes	165,769.00
Elections		Federal Aid Revenues		Total Taxes for Rate Computation	1.08 2,332,882.86
General Administration (other)	1,044,500.00	State and Local Fiscal Assistance Act Utilized	33,049.00	Special District Taxes	
JUDICIARY		Sale of Acquired Property		Bank Corp. Taxes	19,934.91
Municipal Courts	65,000.00	Other Miscellaneous Revenues	1,086,271.48	Added and Omitted Taxes	3,541.20
PUBLIC SAFETY		Total	10,828,998.90	Total Taxes Levied - ABSTRACT	2,190,589.97
Fire Protection	194,500.00	Prior Years Surplus Appropriated	2,119,035.00	Total Taxes Billed	2,171,563.30
Police Protection	1,355,000.00	REVENUES TOTAL	12,948,033.90	1983 TAXES COLLECTED	2,040,291.53
Civil Defense & Disaster Control	5,500.00	Reserve For Uncollected Taxes	350,000.00	1983 Taxes Cancelled, Abated or Adjusted	202.11
Environmental Inspection & Control	101,500.00	CAPITAL OUTLAY	2,687,385.44	Transfer to Tax Title Liens or Foreclosed	855.50
Other Public Safety		Total		Balance Outstanding Dec. 31, 1983	130,214.16
PUBLIC WORKS		Public Enterprises	51,083.90	PRIOR YEARS TAXES OUTSTANDING	
Streets and Drainage	457,000.00	Recreation—Culture	264.13	Balance January 1, 1983	115,147.61
Sewers and Sewage Processing		Public Works	2,197,859.06	Collected in 1983	110,276.03
Garbage and Trash Disposal	215,000.00	Buildings and Grounds	324,960.32	Cancelled, Abated or Adjusted 1983	2,317.26
Public Buildings and Grounds	416,000.00	Library and Education	113,218.03	Transfers to Tax Title Liens or Foreclosed	757.60
Other Public Works	809,000.00	Conservation		Balance December 31, 1983	1,796.72
HEALTH and WELFARE		All Other		TAX TITLE LIENS OUTSTANDING	
Health Services Except Environmental	99,300.00	CAPITAL DEBT AUTHORIZED, DECEMBER 31, 1983		Balance January 1, 1983	
Welfare-Public Assistance	67,000.00	ISSUED AND UNISSUED		Transfer From Taxes	1,720.60
Hospitals, Clinics, First Aid		School	494,000	Redeemed in 1983	
Animal, Insect, & Rodent Control		Self-liquidating	210,000	Cancelled, Abated or Adjusted (1983)	
Other Welfare Services	500.00	Other	2,105,000	Transfers to Foreclosed Property	
RECREATION and CONSERVATION		Total	2,809,000	Balance December 31, 1983	1,720.60
Beaches and Boardwalks		ISSUED AND OUTSTANDING		PROPERTY ACQUIRED BY DEED OR FORECLOSURE	
Parks, Playgrounds, Shade Trees	191,527.00	School	494,000.00	Balance January 1, 1983	390,940.00
Land Reclamation & Conservation		Self-liquidating	210,000.00	Transfers From Taxes or Liens	
Other Recreational Services	93,000.00	Other	2,105,000.00	Sale for Cash (1983)	
EDUCATION (excluding schools)		Total	2,809,000.00	Cancelled, Abated or Adjusted (1983)	
Libraries	30,000.00	EQUALIZED VALUATION BASIS		Balance December 31, 1983	390,940.00
Other Educational Services	1,924,714.00	FOR NET DEBT COMPUTATION	175,654,926	CURRENT FINANCES DECEMBER 31, 1983	
STATUTORY EXPENDITURES		REAL PROPERTY VALUATIONS		ASSETS	
Pensions & F. I. C. A.	510,000.18	Code Class # of Parcels % VAL'N		Cash Dec. 31, 1983	7,147,108.61
Employee Fringe Benefits	292,000.00	1 Vacant Land 403 2.03	2,955,150.00	Taxes Receivable	132,010.88
Other Statutory Expenditures	80,000.00	2 Residential 2958 62.46	90,907,850.00	Tax Title Liens	1,720.60
CETA And Other Public Employment Programs		3 Farm 4 .03	47,100.00	Foreclosed Property	390,940.00
MUNICIPAL FUNCTIONS		4a Commercial 357 21.31	31,013,900.00	Emergencies & Other Deferred Charges	
CAPITAL IMPROVEMENTS	*MEMO*	4b Industrial 18 11.72	17,052,700.00	State and Federal Aid Receivable	
DEBT SERVICE		4c Apartments 13 2.45	3,569,500.00	Other Receivables	269,620.24
Principal Payments	1,160,000.00	Total 3753	145,546,200.00	Total	7,941,400.33
Interest Payments	252,083.61	Land Area 3.44 Sq. Miles		LIABILITIES, RESERVES, AND SURPLUS	
TYPE I SCHL DEBT *MEMO	158,321.00	Net Valuation Taxable-Municipal	151,293,183	Cash Liabilities	3,049,153.35
DEFERRED CHARGES	419,362.55	Net Valuation Taxable-County	188,830,212	Reserves for Receivables	794,291.72
SCHOOL, COUNTY, SPECIAL DISTRICT TAXES	2,167,113.86	State Equalized Valuation	198,432,180	Surplus Dec. 31, 1983	4,097,955.26
RESERVE FOR UNCOLLECTED TAXES	350,000.00	State Equalization Ratio	75.55	Total	7,941,400.33
EXPENDITURES	TOTAL				
	12,654,101.20				

0306

Population 1980 **11,527**
 Population 1983 **11,595**
 S & P Rating
 Moody Rating **AAA**

General Tax Rate Per \$100. **3.20**
 State Equalized Tax Rate **2.27**

BURLINGTON TWP. - BURLINGTON CO.**Form of Government:****Mayor-Council Plan E (OMCL 50)****Number of Members on Governing Body - 7****PER CAPITA:**

Gross Debt **1,320.68**
 Net Debt **951.71**
 Debt Service **91.02**
 Total Tax Levy **522.67**
 Municipal Expenditures **552.98**

PER CENT:

Gross Debt **6.17**
 Net Debt **4.45**
 Tax Levy Collected **95.54**
 Tax Levy Cancelled, Abated or Adjusted **1.31**

EXPENDITURES		REVENUES-REALIZED		1983 PROPERTY TAX	
GENERAL GOVERNMENT				STATE EQUALIZED TAX RATE 1.47	
Governing Body & Public Boards	83,603.00	1983 Property Taxes Collected	5,782,605.98	Local District School Taxes	3,905,705.13
Municipal Clerk	77,780.00	1983 Payments in Lieu of Taxes		Regional & Consolidated School Tax	
Financial Administration	82,428.00	Delinquent Tax & Lien Collections	258,031.52	School Taxes in Municipal Budget	.03 72,026.50
Assessment of Taxes	144,628.00	Business Personalty Replacement Taxes	335,207.84	County Taxes	.68 1,793,809.46
Collection of Taxes	81,442.00	Taxes from Public Utilities	3,343,858.00	County Library Taxes	.04 100,400.67
Planning, Housing & Development	58,562.00	Other Miscellaneous Tax Revenues		Local Municipal Purpose Taxes	.06 167,000.50
Human Resources	6,084.00	State Aid Revenues	146,208.70	Veteran & Senior Citizen Taxes	
Elections		Federal Aid Revenues	54,050.00	Total Taxes for Rate Computation	2.28 6,126,642.26
General Administration (other)	484,684.00	State and Local Fiscal Assistance Act Utilized	188,670.00	Special District Taxes	
JUDICIARY		Sale of Acquired Property		Bank Corp. Taxes	9,123.22
Municipal Courts	52,203.00	Other Miscellaneous Revenues	742,567.55	Added and Omitted Taxes	12,263.63
PUBLIC SAFETY		Total	10,851,199.59	Total Taxes Levied - ABSTRACT	6,060,329.11
Fire Protection	165,850.00	Prior Years Surplus Appropriated	1,662,411.00	Total Taxes Billed	6,052,633.90
Police Protection	1,215,141.00	REVENUES TOTAL	12,513,610.59	1983 TAXES COLLECTED	5,782,605.98
Civil Defense & Disaster Control	17,515.00	Reserve For Uncollected Taxes	418,000.50	1983 Taxes Cancelled, Abated or Adjusted	79,555.47
Environmental Inspection & Control	134,576.00	CAPITAL OUTLAY TOTAL	928,942.87	Transfer to Tax Title Liens or Foreclosed	11,716.12
Other Public Safety		Public Enterprises	93,870.22	Balance Outstanding Dec. 31, 1983	178,756.33
PUBLIC WORKS		Recreation—Culture	441,891.14	PRIOR YEARS TAXES OUTSTANDING	
Streets and Drainage	704,757.00	Public Works	386,133.81	Balance January 1, 1983	260,320.75
Sewers and Sewage Processing	158,180.00	Buildings and Grounds	7,047.70	Collected in 1983	255,832.74
Garbage and Trash Disposal	174,467.00	Library and Education		Cancelled, Abated or Adjusted 1983	.56
Public Buildings and Grounds	285,468.00	Conservation		Transfers to Tax Title Liens or Foreclosed	3,000.67
Other Public Works	116,389.00	All Other		Balance December 31, 1983	1,486.78
HEALTH and WELFARE		CAPITAL DEBT AUTHORIZED, DECEMBER 31, 1983		TAX TITLE LIENS OUTSTANDING	
Health Services Except Environmental		ISSUED AND UNISSUED		Balance January 1, 1983	20,454.31
Welfare-Public Assistance	10,000.00	School	2,127,000	Transfer From Taxes	15,038.94
Hospitals, Clinics, First Aid		Self-liquidating	6,377,000	Redeemed in 1983	2,198.78
Animal, Insect, & Rodent Control		Other	6,809,313	Cancelled, Abated or Adjusted (1983)	1,151.25
Other Welfare Services	15,825.00	Total	15,313,313	Transfers to Foreclosed Property	
RECREATION and CONSERVATION		ISSUED AND OUTSTANDING		Balance December 31, 1983	32,143.22
Beaches and Boardwalks		School	1,427,000.00	PROPERTY ACQUIRED BY DEED OR FORECLOSURE	
Parks, Playgrounds, Shade Trees	1,500.00	Self-Liquidating	5,161,000.00	Balance January 1, 1983	23,550.50
Land Reclamation & Conservation	500.00	Other	5,870,000.00	Transfers From Taxes or Liens	
Other Recreational Services	152,365.00	Total	12,458,000.00	Sale for Cash (1983)	
EDUCATION (excluding schools)		EQUALIZED VALUATION BASIS		Cancelled, Abated or Adjusted (1983)	
Libraries	2,500.00	FOR NET DEBT COMPUTATION	248,181,475	Balance December 31, 1983	23,550.50
Other Educational Services		REAL PROPERTY VALUATIONS		CURRENT FINANCES DECEMBER 31, 1983	
STATUTORY EXPENDITURES		Code Class # of Parcels % VAL'N		ASSETS	
Pensions & F. I. C. A.	377,900.00	1 Vacant Land 325 5.44	10,147,000.00	Cash Dec. 31, 1983	3,600,645.49
Employee Fringe Benefits	181,600.00	2 Residential 2587 41.47	77,384,100.00	Taxes Receivable	180,243.11
Other Statutory Expenditures	12,000.00	3 Farm 156 1.70	3,172,800.00	Tax Title Liens	32,143.22
CETA And Other Public Employment Programs		4a Commercial 143 26.93	50,253,500.00	Foreclosed Property	23,550.50
MUNICIPAL FUNCTIONS		4b Industrial 36 17.43	32,534,600.00	Emergencies & Other Deferred Charges	105,000.00
CAPITAL IMPROVEMENTS	*MEMO*	4c Apartments 13 7.03	13,127,400.00	State and Federal Aid Receivable	
DEBT SERVICE		Total 3260	186,619,400.00	Other Receivables	
Principal Payments	516,000.00	Land Area 14.20 Sq. Miles		Total	4,079,315.19
Interest Payments	539,348.20	Net Valuation Taxable-Municipal	188,643,651	LIABILITIES, RESERVES, AND SURPLUS	
TYPE I SCHL DEBT *MEMO	108,376.50	Net Valuation Taxable-County	300,414,091	Cash Liabilities	1,600,537.99
DEFERRED CHARGES	140,523.53	State Equalized Valuation	264,764,573	Reserves for Receivables	373,669.70
SCHOOL, COUNTY, SPECIAL DISTRICT TAXES	5,871,941.76	State Equalization Ratio	71.03	Surplus Dec. 31, 1983	2,105,107.50
RESERVE FOR UNCOLLECTED TAXES	418,000.50			Total	4,079,315.19
EXPENDITURES	TOTAL				
	12,283,760.99				

1981/3000

* ABOVE DEBT SERVICE INCLUDES TYPE I SCHOOL DEBT

1403
Population 1980 7,616
Population 1983 7,450
S & P Rating BBB+
Moody Rating AAA

General Tax Rate Per \$100.
6.34
State Equalized Tax Rate
2.41

BUTLER BOROUGH – MORRIS COUNTY
Form of Government:
Borough Council
Number of Members on Governing Body – 6

PER CAPITA:
Gross Debt 937.23
Net Debt 341.66
Debt Service 44.54
Total Tax Levy 613.35
Municipal Expenditures 354.17
PER CENT:
Gross Debt 3.92
Net Debt 1.43
Tax Levy Collected 96.44
Tax Levy Cancelled, Abated or Adjusted .73

EXPENDITURES		REVENUES-REALIZED		1983 PROPERTY TAX	
GENERAL GOVERNMENT				STATE EQUALIZED TAX RATE → 1.73	
Governing Body & Public Boards		1983 Property Taxes Collected	4,400,539.28	Local District School Taxes	3,278,372.50
Municipal Clerk		1983 Payments in Lieu of Taxes		Regional & Consolidated School Tax	
Financial Administration		Delinquent Tax & Lien Collections	96,607.93	School Taxes in Municipal Budget	
Assessment of Taxes	22,510.00	Business Personalty Replacement Taxes	173,768.44	County Taxes	.37 699,396.33
Collection of Taxes	37,500.00	Taxes from Public Utilities	797,310.00	County Library Taxes	.01 26,326.13
Planning, Housing & Development	39,265.00	Other Miscellaneous Tax Revenues		Local Municipal Purpose Taxes	.29 551,702.72
Human Resources		State Aid Revenues	164,268.25	Veteran & Senior Citizen Taxes	71,300.00
Elections		Federal Aid Revenues	47,629.00	Total Taxes for Rate Computation	2.40 4,627,097.68
General Administration (other)	245,493.40	State and Local Fiscal Assistance Act Utilized		Special District Taxes	
JUDICIARY		Sale of Acquired Property		Bank Corp. Taxes	10,336.18
Municipal Courts	22,955.00	Other Miscellaneous Revenues	488,180.43	Added and Omitted Taxes	3,319.82
PUBLIC SAFETY		Total	6,168,303.33	Total Taxes Levied - ABSTRACT	4,569,453.68
Fire Protection	50,000.00	Prior Years Surplus Appropriated	500,000.00	Total Taxes Billed	4,563,084.78
Police Protection	575,187.00	REVENUES TOTAL	6,668,303.33	1983 TAXES COLLECTED	4,400,539.28
Civil Defense & Disaster Control	2,125.00	Reserve For Uncollected Taxes	279,700.28	1983 Taxes Cancelled, Abated or Adjusted	33,247.45
Environmental Inspection & Control	18,763.00	CAPITAL OUTLAY TOTAL	1,796,770.08	Transfer to Tax Title Liens or Foreclosed	
Other Public Safety		Public Enterprises	851,582.51	Balance Outstanding Dec. 31, 1983	129,298.05
PUBLIC WORKS		Recreation—Culture	4,779.91	PRIOR YEARS TAXES OUTSTANDING	
Streets and Drainage	154,132.00	Public Works	316,860.89	Balance January 1, 1983	96,607.93
Sewers and Sewage Processing	204,658.03	Buildings and Grounds	623,546.77	Collected in 1983	96,607.93
Garbage and Trash Disposal	221,499.00	Library and Education		Cancelled, Abated or Adjusted 1983	
Public Buildings and Grounds	57,212.00	Conservation		Transfers to Tax Title Liens or Foreclosed	
Other Public Works		All Other		Balance December 31, 1983	
HEALTH and WELFARE		CAPITAL DEBT AUTHORIZED, DECEMBER 31, 1983		TAX TITLE LIENS OUTSTANDING	
Health Services Except Environmental	49,579.00	ISSUED AND UNISSUED		Balance January 1, 1983	
Welfare-Public Assistance	6,150.00	School	712,000	Transfer From Taxes	
Hospitals, Clinics, First Aid		Self-liquidating	3,725,000	Redeemed in 1983	
Animal, Insect, & Rodent Control		Other	2,545,400	Cancelled, Abated or Adjusted (1983)	
Other Welfare Services		Total	6,982,400	Transfers to Foreclosed Property	
RECREATION and CONSERVATION				Balance December 31, 1983	
Beaches and Boardwalks	500.00	ISSUED AND OUTSTANDING		PROPERTY ACQUIRED BY DEED OR FORECLOSURE	
Parks, Playgrounds, Shade Trees		School	712,000.00	Balance January 1, 1983	71,900.00
Land Reclamation & Conservation		Self-Liquidating	2,980,000.00	Transfers From Taxes or Liens	
Other Recreational Services	42,245.00	Other	2,328,400.00	Sale for Cash (1983)	
EDUCATION (excluding schools)		Total	6,020,400.00	Cancelled, Abated or Adjusted (1983)	
Libraries	50,000.00	EQUALIZED VALUATION BASIS		Balance December 31, 1983	71,900.00
Other Educational Services	17,320.00	FOR NET DEBT COMPUTATION	178,011,836	CURRENT FINANCES DECEMBER 31, 1983	
STATUTORY EXPENDITURES		REAL PROPERTY VALUATIONS		ASSETS	
Pensions & F. I. C. A.	127,465.00	Code Class # of Parcels % VAL'N		Cash Dec. 31, 1983	790,131.83
Employee Fringe Benefits	76,700.00	1 Vacant Land 145 2.61	1,864,910.00	Taxes Receivable	129,298.05
Other Statutory Expenditures	4,000.00	2 Residential 1946 73.13	52,174,700.00	Tax Title Liens	
CETA And Other Public Employment Programs		3 Farm		Foreclosed Property	71,900.00
MUNICIPAL FUNCTIONS TOTAL	2,025,258.43	4a Commercial 107 12.49	8,909,350.00	Emergencies & Other Deferred Charges	
CAPITAL IMPROVEMENTS *MEMO*	30,000.00	4b Industrial 24 7.84	5,595,700.00	State and Federal Aid Receivable	
DEBT SERVICE		4c Apartments 6 3.93	2,805,100.00	Other Receivables	40,481.91
Principal Payments	175,000.00	Total 2228	71,349,760.00	Total	1,031,811.79
Interest Payments	156,825.50	Land Area 1.97 Sq. Miles		LIABILITIES, RESERVES, AND SURPLUS	
DEFERRED CHARGES	1,815.40	Net Valuation Taxable-Municipal	71,920,583	Cash Liabilities	174,488.44
SCHOOL, COUNTY, SPECIAL DISTRICT TAXES	4,004,094.96	Net Valuation Taxable-County	195,123,543	Reserves for Receivables	241,679.96
RESERVE FOR UNCOLLECTED TAXES	279,700.28	State Equalized Valuation	188,390,011	Surplus Dec. 31, 1983	615,643.39
EXPENDITURES TOTAL	6,642,694.57	State Equalization Ratio	37.99	Total	1,031,811.79

1904
Population 1980 7,502
Population 1983 7,584
S & P Rating
Moody Rating BAA1

General Tax Rate Per \$100. 5.72
State Equalized Tax Rate 2.74

BYRAM TOWNSHIP - SUSSEX COUNTY
Form of Government:
Township Committee
Number of Members on Governing Body - 5

PER CAPITA:
Gross Debt 823.24
Net Debt 104.23
Debt Service 13.67
Total Tax Levy 726.46
Municipal Expenditures 270.52

PER CENT:
Gross Debt 3.34
Net Debt .42
Tax Levy Collected 95.07
Tax Levy Cancelled, Abated or Adjusted .22

EXPENDITURES		REVENUES-REALIZED		1983 PROPERTY TAX	
GENERAL GOVERNMENT				STATE EQUALIZED TAX RATE	
Governing Body & Public Boards		1983 Property Taxes Collected	5,240,102.37	Local District School Taxes .96	1,908,540.00
Municipal Clerk		1983 Payments in Lieu of Taxes	338,147.49	Regional & Consolidated School Tax .67	1,334,664.38
Financial Administration	48,487.90	Delinquent Tax & Lien Collections	31,666.60	School Taxes in Municipal Budget	
Assessment of Taxes	26,971.44	Business Personalty Replacement Taxes	299,580.00	County Taxes .55	* 1,100,014.59
Collection of Taxes	47,785.32	Taxes from Public Utilities		County Library Taxes .03	64,389.00
Planning, Housing & Development	25,241.44	Other Miscellaneous Tax Revenues	70,577.05	Local Municipal Purpose Taxes .53	1,053,858.91
Human Resources	1,741.80	State Aid Revenues	64,270.00	Veteran & Senior Citizen Taxes	44,950.00
Elections	239,459.64	Federal Aid Revenues		Total Taxes for Rate Computation 2.74	5,506,416.88
General Administration (other)	26,511.00	State and Local Fiscal Assistance Act Utilized		Special District Taxes	
JUDICIARY		Sale of Acquired Property	298,706.10	Bank Corp. Taxes	2,528.00
Municipal Courts	24,088.23	Other Miscellaneous Revenues	6,343,049.61	Added and Omitted Taxes	45,459.62
PUBLIC SAFETY		Total	6,625,049.61	Total Taxes Levied - ABSTRACT	5,509,454.50
Fire Protection	424,642.57	Prior Years Surplus Appropriated	282,000.00	Total Taxes Billed	5,240,102.37
Police Protection	2,379.50	REVENUES TOTAL	6,625,049.61	1983 TAXES COLLECTED	
Civil Defense & Disaster Control	28,319.85	Reserve For Uncollected Taxes	493,277.30	1983 Taxes Cancelled, Abated or Adjusted	12,073.91
Environmental Inspection & Control		CAPITAL OUTLAY TOTAL	228,591.83	Transfer to Tax Title Liens or Foreclosed	36,156.01
Other Public Safety				Balance Outstanding Dec. 31, 1983	223,481.09
PUBLIC WORKS				PRIOR YEARS TAXES OUTSTANDING	
Streets and Drainage	277,177.66	Public Enterprises		Balance January 1, 1983	395,150.99
Sewers and Sewage Processing		Recreation—Culture	6,000.00	Collected in 1983	312,332.90
Garbage and Trash Disposal	6,350.00	Public Works	222,591.83	Cancelled, Abated or Adjusted 1983	
Public Buildings and Grounds	39,596.77	Buildings and Grounds		Transfers to Tax Title Liens or Foreclosed	18,649.85
Other Public Works		Library and Education		Balance December 31, 1983	64,168.24
HEALTH and WELFARE		Conservation		TAX TITLE LIENS OUTSTANDING	
Health Services Except Environmental	38,453.00	All Other		Balance January 1, 1983	63,333.75
Welfare-Public Assistance	1,559.00			Transfer From Taxes	56,727.82
Hospitals, Clinics, First Aid	8,785.03			Redeemed in 1983	25,814.59
Animal, Insect, & Rodent Control				Cancelled, Abated or Adjusted (1983)	
Other Welfare Services				Transfers to Foreclosed Property	
RECREATION and CONSERVATION				Balance December 31, 1983	94,246.98
Beaches and Boardwalks	9,901.00			PROPERTY ACQUIRED BY DEED OR	
Parks, Playgrounds, Shade Trees	1,085.00			FORECLOSURE	
Land Reclamation & Conservation	8,237.36			Balance January 1, 1983	328,400.00
Other Recreational Services				Transfers From Taxes or Liens	
EDUCATION (excluding schools)				Sale for Cash (1983)	
Libraries	801.00			Cancelled, Abated or Adjusted (1983)	
Other Educational Services				Balance December 31, 1983	328,400.00
STATUTORY EXPENDITURES				CURRENT FINANCES DECEMBER 31, 1983	
Pensions & F. I. C. A.	101,309.61			ASSETS	
Employee Fringe Benefits	62,742.88			Cash Dec. 31, 1983	913,877.51
Other Statutory Expenditures	3,000.00			Taxes Receivable	287,649.33
CETA And Other Public Employment Programs	1,454,627.00			Tax Title Liens	94,246.98
MUNICIPAL FUNCTIONS				Foreclosed Property	328,400.00
CAPITAL IMPROVEMENTS				Emergencies & Other Deferred Charges	
DEBT SERVICE				State and Federal Aid Receivable	10,494.72
Principal Payments	45,000.00			Other Receivables	14,704.26
Interest Payments	58,698.50			Total	1,649,372.80
DEFERRED CHARGES				LIABILITIES, RESERVES, AND SURPLUS	
SCHOOL, COUNTY, SPECIAL DISTRICT TAXES	4,407,607.97			Cash Liabilities	318,080.89
RESERVE FOR UNCOLLECTED TAXES	493,277.30			Reserves for Receivables	725,000.57
EXPENDITURES TOTAL	6,459,210.77			Surplus Dec. 31, 1983	606,291.34
				Total	1,649,372.80

0703

Population 1980 **7,624**
 Population 1983 **7,584**
 S & P Rating
 Moody Rating

General Tax Rate Per \$100. **5.81**
 State Equalized Tax Rate **3.01**

CALDWELL BORO. - TWP. - ESSEX COUNTY
Form of Government:
Borough Council
Number of Members on Governing Body - 6

PER CAPITA:
 Gross Debt **640.66**
 Net Debt **427.27**
 Debt Service **43.95**
 Total Tax Levy **822.37**
 Municipal Expenditures **395.19**

PER CENT:
 Gross Debt **2.66**
 Net Debt **1.77**
 Tax Levy Collected **98.48**
 Tax Levy Cancelled, Abated or Adjusted **.02**

EXPENDITURES		REVENUES-REALIZED		1983 PROPERTY TAX	
GENERAL GOVERNMENT				STATE EQUALIZED TAX RATE ↓	
Governing Body & Public Boards		1983 Property Taxes Collected	6,130,561.18	Local District School Taxes 1.35	2,791,884.58
Municipal Clerk		1983 Payments in Lieu of Taxes	71,569.68	Regional & Consolidated School Tax	
Financial Administration	46,889.00	Delinquent Tax & Lien Collections	103,943.03	School Taxes in Municipal Budget	
Assessment of Taxes	19,480.00	Business Personalty Replacement Taxes	123,074.36	County Taxes 1.02	2,107,598.81
Collection of Taxes	20,262.00	Taxes from Public Utilities	519,742.00	County Library Taxes	
Planning, Housing & Development	5,485.00	Other Miscellaneous Tax Revenues		Local Municipal Purpose Taxes .63	1,304,920.30
Human Resources	22,260.00	State Aid Revenues	92,447.22	Veteran & Senior Citizen Taxes	47,600.00
Elections	1,712.00	Federal Aid Revenues	80,109.00	Total Taxes for Rate Computation 3.00	6,252,003.69
General Administration (other)	231,153.00	State and Local Fiscal Assistance Act Utilized		Special District Taxes	
JUDICIARY		Sale of Acquired Property		Bank Corp. Taxes	21,563.43
Municipal Courts	43,134.00	Other Miscellaneous Revenues	429,995.50	Added and Omitted Taxes	10,897.13
PUBLIC SAFETY		Total	7,551,441.97	Total Taxes Levied - ABSTRACT	6,236,864.25
Fire Protection	40,150.00	Prior Years Surplus Appropriated	360,000.00	Total Taxes Billed	6,225,255.70
Police Protection	704,806.20	REVENUES TOTAL	7,911,441.97	1983 TAXES COLLECTED	6,130,561.18
Civil Defense & Disaster Control	180.00	Reserve For Uncollected Taxes	243,872.21	1983 Taxes Cancelled, Abated or Adjusted	1,162.09
Environmental Inspection & Control	36,465.00	CAPITAL OUTLAY TOTAL	238,610.56	Transfer to Tax Title Liens or Foreclosed	644.91
Other Public Safety				Balance Outstanding Dec. 31, 1983	92,887.52
PUBLIC WORKS				PRIOR YEARS TAXES OUTSTANDING	
Streets and Drainage	315,354.00	Public Enterprises	216.14	Balance January 1, 1983	96,828.85
Sewers and Sewage Processing	130,000.00	Recreation—Culture	12,280.83	Collected in 1983	96,828.85
Garbage and Trash Disposal	109,751.00	Public Works	113,884.83	Cancelled, Abated or Adjusted 1983	
Public Buildings and Grounds	56,111.00	Buildings and Grounds	98,405.29	Transfers to Tax Title Liens or Foreclosed	
Other Public Works		Library and Education	13,823.47	Balance December 31, 1983	
HEALTH and WELFARE		Conservation		TAX TITLE LIENS OUTSTANDING	
Health Services Except Environmental	45,553.00	All Other		Balance January 1, 1983	9,117.17
Welfare-Public Assistance	11,500.00	CAPITAL DEBT AUTHORIZED, DECEMBER 31, 1983		Transfer From Taxes	644.91
Hospitals, Clinics, First Aid		ISSUED AND UNISSUED GROSS DEBT		Redeemed in 1983	7,114.18
Animal, Insect, & Rodent Control	500.00	School	616,750	Cancelled, Abated or Adjusted (1983)	
Other Welfare Services		Self-liquidating	1,044,000	Transfers to Foreclosed Property	
RECREATION and CONSERVATION		Other	3,198,000	Balance December 31, 1983	2,647.90
Beaches and Boardwalks		Total	4,858,750	PROPERTY ACQUIRED BY DEED OR FORECLOSURE	
Parks, Playgrounds, Shade Trees	6,500.00	ISSUED AND OUTSTANDING		Balance January 1, 1983	100.00
Land Reclamation & Conservation	4,876.19	School	616,750.69	Transfers From Taxes or Liens	
Other Recreational Services	123,302.00	Self-Liquidating	389,000.00	Sale for Cash (1983)	
EDUCATION (excluding schools)		Other	2,950,000.00	Cancelled, Abated or Adjusted (1983)	
Libraries	105,632.00	Total	3,955,750.69	Balance December 31, 1983	100.00
Other Educational Services	50.00	EQUALIZED VALUATION BASIS		CURRENT FINANCES DECEMBER 31, 1983	
STATUTORY EXPENDITURES		FOR NET DEBT COMPUTATION	182,623,368	ASSETS	
Pensions & F. I. C. A.	255,321.00	REAL PROPERTY VALUATIONS		Cash Dec. 31, 1983	660,670.05
Employee Fringe Benefits	80,893.00	Code Class # of Parcels % VAL'N		Taxes Receivable	92,887.52
Other Statutory Expenditures		1 Vacant Land 43 .86	886,000.00	Tax Title Liens	2,647.90
CETA And Other Public Employment Programs		2 Residential 1619 68.71	71,089,800.00	Foreclosed Property	100.00
MUNICIPAL FUNCTIONS TOTAL	2,417,319.39	3 Farm		Emergencies & Other Deferred Charges	7,800.00
CAPITAL IMPROVEMENTS *MEMO*	11,000.00	4a Commercial 187 18.36	18,991,800.00	State and Federal Aid Receivable	
DEBT SERVICE		4b Industrial		Other Receivables	26,281.24
Principal Payments	257,730.00	4c Apartments 24 12.08	12,493,600.00	Total	790,386.71
Interest Payments	75,588.00	Total 1873	103,461,200.00	LIABILITIES, RESERVES, AND SURPLUS	
DEFERRED CHARGES	2,600.00	Land Area 1.20 Sq. Miles		Cash Liabilities	319,152.58
SCHOOL, COUNTY, SPECIAL DISTRICT TAXES	4,899,483.39	Net Valuation Taxable-Municipal	106,959,700	Reserves for Receivables	122,016.66
RESERVE FOR UNCOLLECTED TAXES	243,872.21	Net Valuation Taxable-County	188,643,639	Surplus Dec. 31, 1983	349,217.47
EXPENDITURES TOTAL	7,896,592.99	State Equalized Valuation	203,346,288	Total	790,386.71
		State Equalization Ratio	51.77		

1004
Population 1980 1,023
Population 1983 1,053
S & P Rating
Moody Rating

General Tax Rate Per \$100. 2.64
State Equalized Tax Rate 2.62

CALIFON BOROUGH – HUNTERDON CO.
Form of Government:
Borough Council
Number of Members on Governing Body – 6

PER CAPITA:
Gross Debt 270.01
Net Debt
Debt Service
Total Tax Levy 738.89
Municipal Expenditures 266.35

PER CENT:
Gross Debt 1.04
Net Debt
Tax Levy Collected 93.65
Tax Levy Cancelled, Abated or Adjusted

EXPENDITURES		REVENUES-REALIZED		1983 PROPERTY TAX	
GENERAL GOVERNMENT				STATE EQUALIZED TAX RATE	
Governing Body & Public Boards		1983 Property Taxes Collected	724,621.12	Local District School Taxes 1.02	298,882.21
Municipal Clerk		1983 Payments in Lieu of Taxes		Regional & Consolidated School Tax .76	223,576.40
Financial Administration	8,388.00	Delinquent Tax & Lien Collections	49,677.94	School Taxes in Municipal Budget	
Assessment of Taxes	4,280.00	Business Personalty Replacement Taxes	13,530.16	County Taxes .45	132,244.62
Collection of Taxes	7,100.00	Taxes from Public Utilities	49,741.00	County Library Taxes .03	7,925.89
Planning, Housing & Development	1,174.00	Other Miscellaneous Tax Revenues		Local Municipal Purpose Taxes .36	104,750.00
Human Resources	500.00	State Aid Revenues	17,939.83	Veteran & Senior Citizen Taxes	13,400.00
Elections		Federal Aid Revenues		Total Taxes for Rate Computation 2.62	780,779.12
General Administration (other)	35,787.00	State and Local Fiscal Assistance Act Utilized	6,850.00	Special District Taxes	
JUDICIARY		Sale of Acquired Property		Bank Corp. Taxes	4,490.72
Municipal Courts	6,910.00	Other Miscellaneous Revenues		Added and Omitted Taxes	6,183.00
PUBLIC SAFETY		Total	895,299.36	Total Taxes Levied - ABSTRACT	778,052.84
Fire Protection	12,394.00	Prior Years Surplus Appropriated	34,129.48	Total Taxes Billed	773,759.52
Police Protection	64,896.00	REVENUES TOTAL	929,428.84	1983 TAXES COLLECTED	724,621.12
Civil Defense & Disaster Control		Reserve For Uncollected Taxes	55,856.25	1983 Taxes Cancelled, Abated or Adjusted	
Environmental Inspection & Control	4,115.00	CAPITAL OUTLAY TOTAL	7,750.00	Transfer to Tax Title Liens or Foreclosed	
Other Public Safety				Balance Outstanding Dec. 31, 1983	49,138.40
PUBLIC WORKS				PRIOR YEARS TAXES OUTSTANDING	
Streets and Drainage	38,375.00	Public Enterprises		Balance January 1, 1983	51,355.45
Sewers and Sewage Processing	900.00	Recreation—Culture		Collected in 1983	49,677.94
Garbage and Trash Disposal	4,800.00	Public Works	7,750.00	Cancelled, Abated or Adjusted 1983	12.85
Public Buildings and Grounds	10,860.00	Buildings and Grounds		Transfers to Tax Title Liens or Foreclosed	
Other Public Works		Library and Education		Balance December 31, 1983	1,664.66
HEALTH and WELFARE		Conservation		TAX TITLE LIENS OUTSTANDING	
Health Services Except Environmental	1,555.00	All Other		Balance January 1, 1983	
Welfare-Public Assistance	75.00	CAPITAL DEBT AUTHORIZED, DECEMBER 31, 1983		Transfer From Taxes	
Hospitals, Clinics, First Aid		ISSUED AND UNISSUED GROSS DEBT		Redeemed in 1983	
Animal, Insect, & Rodent Control	450.00	School 284,325		Cancelled, Abated or Adjusted (1983)	
Other Welfare Services		Self-Liquidating		Transfers to Foreclosed Property	
RECREATION and CONSERVATION		Other		Balance December 31, 1983	
Beaches and Boardwalks		Total 284,325		PROPERTY ACQUIRED BY DEED OR FORECLOSURE	
Parks, Playgrounds, Shade Trees	1,210.00	ISSUED AND OUTSTANDING		Balance January 1, 1983	
Land Reclamation & Conservation	740.00	School	284,325.39	Transfers From Taxes or Liens	
Other Recreational Services	900.00	Self-Liquidating		Sale for Cash (1983)	
EDUCATION (excluding schools)		Other		Cancelled, Abated or Adjusted (1983)	
Libraries	100.00	Total	284,325.39	Balance December 31, 1983	
Other Educational Services		EQUALIZED VALUATION BASIS		CURRENT FINANCES DECEMBER 31, 1983	
STATUTORY EXPENDITURES		FOR NET DEBT COMPUTATION	27,412,652	ASSETS	
Pensions & F. I. C. A.	11,041.82	REAL PROPERTY VALUATIONS		Cash Dec. 31, 1983	196,215.48
Employee Fringe Benefits	4,500.00	Code Class # of Parcels % VAL'N		Taxes Receivable	50,803.06
Other Statutory Expenditures	1,300.00	1 Vacant Land 99 4.44	1,258,400.00	Tax Title Liens	
CETA And Other Public Employment Programs		2 Residential 335 84.53	23,973,150.00	Foreclosed Property	
MUNICIPAL FUNCTIONS TOTAL	222,350.82	3 Farm 25 1.34	380,080.00	Emergencies & Other Deferred Charges	5,463.27
CAPITAL IMPROVEMENTS *MEMO*	8,713.00	4a Commercial 30 8.55	2,424,400.00	State and Federal Aid Receivable	
DEBT SERVICE		4b Industrial 5 .74	208,500.00	Other Receivables	3,196.03
Principal Payments		4c Apartments 2 .41	116,000.00	Total	255,677.84
Interest Payments		Total 496	28,360,530.00	LIABILITIES, RESERVES, AND SURPLUS	
DEFERRED CHARGES	2,257.04	Land Area .90 Sq. Miles		Cash Liabilities	153,992.37
SCHOOL, COUNTY, SPECIAL DISTRICT TAXES	662,629.12	Net Valuation Taxable-Municipal	29,076,762	Reserves for Receivables	53,999.09
RESERVE FOR UNCOLLECTED TAXES	55,856.25	Net Valuation Taxable-County	28,908,764	Surplus Dec. 31, 1983	47,686.38
EXPENDITURES TOTAL	943,093.23	State Equalized Valuation	29,242,213	Total	255,677.84
		State Equalization Ratio	99.42		

0408
 Population 1980 **84,910**
 Population 1983 **83,234**
 S & P Rating
 Moody Rating **BAA**

General Tax Rate Per \$100. **12.38**
 State Equalized Tax Rate **6.32**

CAMDEN CITY – CAMDEN COUNTY

Form of Government:

Mayor-Council Plan B (OMCL 50)

Number of Members on Governing Body – 7

PER CAPITA:

Gross Debt **454.93**
 Net Debt **88.09**
 Debt Service **21.11**
 Total Tax Levy **393.08**
 Municipal Expenditures **545.35**

PER CENT:

Gross Debt **8.21**
 Net Debt **1.59**
 Tax Levy Collected **84.75**
 Tax Levy Cancelled, Abated or Adjusted **1.38**

EXPENDITURES		REVENUES-REALIZED		1983 PROPERTY TAX	
GENERAL GOVERNMENT				STATE EQUALIZED TAX RATE	
Governing Body & Public Boards	280,855.00	1983 Property Taxes Collected	27,744,566.51	Local District School Taxes	1.93
Municipal Clerk	80,195.00	1983 Payments in Lieu of Taxes	1,920,025.69	Regional & Consolidated School Tax	
Financial Administration	347,413.00	Delinquent Tax & Lien Collections	2,433,530.47	School Taxes in Municipal Budget	
Assessment of Taxes	140,262.00	Business Personalty Replacement Taxes	4,002,205.15	County Taxes	1.20
Collection of Taxes	350,834.00	Taxes from Public Utilities	5,854,418.00	County Library Taxes	
Planning, Housing & Development	742,464.00	Other Miscellaneous Tax Revenues		Local Municipal Purpose Taxes	3.19
Human Resources	2,763,260.00	State Aid Revenues	9,797,583.47	Veteran & Senior Citizen Taxes	
Elections	107,640.00	Federal Aid Revenues	760,031.00	Total Taxes for Rate Computation	6.32
General Administration (other)	3,920,901.00	State and Local Fiscal Assistance Act Utilized	1,436,324.00	Special District Taxes	
JUDICIARY		Sale of Acquired Property		Bank Corp. Taxes	44,246.88
Municipal Courts	399,353.00	Other Miscellaneous Revenues	3,002,286.13	Added and Omitted Taxes	219,320.43
PUBLIC SAFETY		Total	56,950,970.42	Total Taxes Levied - ABSTRACT	32,717,254.91
Fire Protection	7,676,895.00	Prior Years Surplus Appropriated	727,101.74	Total Taxes Billed	32,737,344.16
Police Protection	7,066,119.54	REVENUES TOTAL	57,678,072.16	1983 TAXES COLLECTED	27,744,566.51
Civil Defense & Disaster Control		Reserve For Uncollected Taxes	4,285,101.02	1983 Taxes Cancelled, Abated or Adjusted	452,951.31
Environmental Inspection & Control	1,440,781.00	CAPITAL OUTLAY TOTAL	897,070.27	Transfer to Tax Title Liens or Foreclosed	2,141,883.93
Other Public Safety	17,852.00			Balance Outstanding Dec. 31, 1983	2,397,942.41
PUBLIC WORKS				PRIOR YEARS TAXES OUTSTANDING	
Streets and Drainage	1,256,891.00	Public Enterprises	29,651.81	Balance January 1, 1983	2,023,760.80
Sewers and Sewage Processing		Recreation—Culture		Collected in 1983	1,247,500.85
Garbage and Trash Disposal	1,817,284.00	Public Works	510,847.30	Cancelled, Abated or Adjusted 1983	
Public Buildings and Grounds		Buildings and Grounds	221,979.44	Transfers to Tax Title Liens or Foreclosed	529,336.19
Other Public Works	857,334.00	Library and Education	134,591.72	Balance December 31, 1983	246,923.76
HEALTH and WELFARE		Conservation		TAX TITLE LIENS OUTSTANDING	
Health Services Except Environmental	946,278.00	All Other		Balance January 1, 1983	5,895,344.04
Welfare-Public Assistance	1,235,438.00	CAPITAL DEBT AUTHORIZED, DECEMBER 31, 1983		Transfer From Taxes	2,766,348.33
Hospitals, Clinics, First Aid		ISSUED AND UNISSUED		Redeemed in 1983	1,186,029.62
Animal, Insect, & Rodent Control	22,200.00	School	22,061,000	Cancelled, Abated or Adjusted (1983)	1,711,251.31
Other Welfare Services		Self-liquidating	6,119,000	Transfers to Foreclosed Property	
RECREATION and CONSERVATION		Other	9,686,000	Balance December 31, 1983	5,764,411.44
Beaches and Boardwalks		Total	37,866,000	PROPERTY ACQUIRED BY DEED OR FORECLOSURE	
Parks, Playgrounds, Shade Trees				Balance January 1, 1983	17,155,850.00
Land Reclamation & Conservation				Transfers From Taxes or Liens	4,598,510.00
Other Recreational Services	103,543.00			Sale for Cash (1983)	343,708.00
EDUCATION (excluding schools)				Cancelled, Abated or Adjusted (1983)	1,458,424.00
Libraries	358,800.00			Balance December 31, 1983	19,952,228.00
Other Educational Services	5,000.00			CURRENT FINANCES DECEMBER 31, 1983	
STATUTORY EXPENDITURES				ASSETS	
Pensions & F. I. C. A.	4,101,320.00			Cash Dec. 31, 1983	2,747,283.55
Employee Fringe Benefits	1,903,418.18			Taxes Receivable	2,644,866.17
Other Statutory Expenditures	124,000.00			Tax Title Liens	5,764,411.44
CETA And Other Public Employment Programs	758,531.00			Foreclosed Property	19,952,228.00
MUNICIPAL FUNCTIONS				Emergencies & Other Deferred Charges	96,000.00
CAPITAL IMPROVEMENTS	40,640.00			State and Federal Aid Receivable	90,000.00
DEBT SERVICE				Other Receivables	4,024,384.92
Principal Payments	535,000.00			Total	35,319,174.08
Interest Payments	1,221,801.97			LIABILITIES, RESERVES, AND SURPLUS	
DEFERRED CHARGES				Cash Liabilities	5,467,860.79
SCHOOL, COUNTY, SPECIAL DISTRICT TAXES	525,093.90			Reserves for Receivables	28,735,763.35
RESERVE FOR UNCOLLECTED TAXES	16,070,151.79			Surplus Dec. 31, 1983	1,115,549.94
EXPENDITURES TOTAL	61,462,010.40			Total	35,319,174.08

0502

Population 1980 4,853
 Population 1983 5,146
 S & P Rating
 Moody Rating BAA

General Tax Rate Per \$100. 1.81
 State Equalized Tax Rate 1.84

CAPE MAY CITY - CAPE MAY COUNTY
Form of Government:
Council-Manager (1923)
Number of Members on Governing Body - 3

PER CAPITA:
 Gross Debt 1,471.83
 Net Debt 1,237.42
 Debt Service 82.40
 Total Tax Levy 904.88
 Municipal Expenditures 733.17

PER CENT:
 Gross Debt 3.47
 Net Debt 2.92
 Tax Levy Collected 256.79
 Tax Levy Cancelled, Abated or Adjusted .19

EXPENDITURES		REVENUES-REALIZED		1983 PROPERTY TAX	
GENERAL GOVERNMENT				STATE EQUALIZED TAX RATE	
Governing Body & Public Boards		1983 Property Taxes Collected	4,243,258.05	Local District School Taxes .28	695,173.00
Municipal Clerk	52,871.00	1983 Payments in Lieu of Taxes	52,187.56	Regional & Consolidated School Tax .55	1,383,004.77
Financial Administration	57,068.00	Delinquent Tax & Lien Collections	262,891.67	School Taxes in Municipal Budget	
Assessment of Taxes	32,234.00	Business Personalty Replacement Taxes	108,826.36	County Taxes .39	987,081.10
Collection of Taxes	42,710.00	Taxes from Public Utilities	291,797.00	County Library Taxes .02	59,845.79
Planning, Housing & Development	8,575.00	Other Miscellaneous Tax Revenues	31,658.41	Local Municipal Purpose Taxes .59	1,467,710.31
Human Resources	82,891.00	State Aid Revenues		Veteran & Senior Citizen Taxes	60,250.00
Elections		Federal Aid Revenues	134,116.00	Total Taxes for Rate Computation 1.83	4,653,064.97
General Administration (other)	516,909.00	State and Local Fiscal Assistance Act Utilized		Special District Taxes	
JUDICIARY		Sale of Acquired Property	1,129,231.12	Bank Corp. Taxes	5,196.64
Municipal Courts	69,763.00	Other Miscellaneous Revenues	6,253,966.17	Added and Omitted Taxes	58,526.36
PUBLIC SAFETY		Prior Years Surplus Appropriated	566,000.00	Total Taxes Levied - ABSTRACT	4,656,537.97
Fire Protection	186,600.00	REVENUES TOTAL	6,819,966.17	Total Taxes Billed	1,652,410.72
Police Protection	621,864.00	Reserve For Uncollected Taxes	440,771.31	1983 TAXES COLLECTED	4,243,258.05
Civil Defense & Disaster Control	4,640.00			1983 Taxes Cancelled, Abated or Adjusted	3,127.19
Environmental Inspection & Control	48,977.00			Transfer to Tax Title Liens or Foreclosed	57,632.79
Other Public Safety				Balance Outstanding Dec. 31, 1983	348,392.69
PUBLIC WORKS		CAPITAL OUTLAY TOTAL	599,577.97	PRIOR YEARS TAXES OUTSTANDING	
Streets and Drainage	298,822.00	Public Enterprises	177,678.43	Balance January 1, 1983	312,338.29
Sewers and Sewage Processing	6,000.00	Recreation—Culture	134,803.56	Collected in 1983	256,496.90
Garbage and Trash Disposal	300,962.00	Public Works	287,095.98	Cancelled, Abated or Adjusted 1983	
Public Buildings and Grounds		Buildings and Grounds		Transfers to Tax Title Liens or Foreclosed	55,827.43
Other Public Works		Library and Education		Balance December 31, 1983	13.96
HEALTH and WELFARE		Conservation		TAX TITLE LIENS OUTSTANDING	
Health Services Except Environmental	12,448.00	All Other		Balance January 1, 1983	12,428.64
Welfare-Public Assistance	10,100.00			Transfer From Taxes	124,109.60
Hospitals, Clinics, First Aid				Redeemed in 1983	6,394.77
Animal, Insect, & Rodent Control	500.00			Cancelled, Abated or Adjusted (1983)	270.61
Other Welfare Services				Transfers to Foreclosed Property	1,866.59
RECREATION and CONSERVATION				Balance December 31, 1983	128,006.27
Beaches and Boardwalks	166,900.00			PROPERTY ACQUIRED BY DEED OR FORECLOSURE	
Parks, Playgrounds, Shade Trees	5,760.00			Balance January 1, 1983	80,859.40
Land Reclamation & Conservation	500.00			Transfers From Taxes or Liens	2,002.60
Other Recreational Services	11,100.00			Sale for Cash (1983)	
EDUCATION (excluding schools)				Cancelled, Abated or Adjusted (1983)	
Libraries	52,978.00			Balance December 31, 1983	82,862.00
Other Educational Services				CURRENT FINANCES DECEMBER 31, 1983	
STATUTORY EXPENDITURES				ASSETS	
Pensions & F. I. C. A.	246,815.00			Cash Dec. 31, 1983	1,038,944.12
Employee Fringe Benefits	23,000.00			Taxes Receivable	348,406.65
Other Statutory Expenditures				Tax Title Liens	128,006.27
CETA And Other Public Employment Programs	2,860,987.00			Foreclosed Property	82,862.00
MUNICIPAL FUNCTIONS				Emergencies & Other Deferred Charges	74,409.18
CAPITAL IMPROVEMENTS				State and Federal Aid Receivable	
DEBT SERVICE				Other Receivables	1,004.79
Principal Payments	203,482.00			Total	1,673,633.01
Interest Payments	220,555.55			LIABILITIES, RESERVES, AND SURPLUS	
				Cash Liabilities	354,866.96
DEFERRED CHARGES				Reserves for Receivables	560,279.71
SCHOOL, COUNTY, SPECIAL DISTRICT TAXES	3,125,104.66			Surplus Dec. 31, 1983	758,486.34
RESERVE FOR UNCOLLECTED TAXES	440,771.31			Total	1,673,633.01
EXPENDITURES TOTAL	6,898,006.21				

0503
Population 1980 255
Population 1983 277
S & P Rating
Moody Rating

General Tax Rate Per \$100. .81
State Equalized Tax Rate .84

CAPE MAY POINT BORO. - CAPE MAY CO.
Form of Government:
Commission (1911)
Number of Members on Governing Body - 3

PER CAPITA:
Gross Debt 672.02
Net Debt 253.80
Debt Service 85.02
Total Tax Levy 1,495.84
Municipal Expenditures 1,099.67

PER CENT:
Gross Debt .42
Net Debt .16
Tax Levy Collected 96.66
Tax Levy Cancelled, Abated or Adjusted 1.30

EXPENDITURES		REVENUES-REALIZED		1983 PROPERTY TAX	
GENERAL GOVERNMENT				STATE EQUALIZED TAX RATE .09	
Governing Body & Public Boards	7,700.00	1983 Property Taxes Collected 400,517.53		Local District School Taxes	46,170.00
Municipal Clerk	6,050.00	1983 Payments in Lieu of Taxes		Regional & Consolidated School Tax	
Financial Administration	4,200.00	Delinquent Tax & Lien Collections 9,950.39		School Taxes in Municipal Budget	
Assessment of Taxes	8,800.00	Business Personalty Replacement Taxes 235.92		County Taxes	193,501.85
Collection of Taxes	1,550.00	Taxes from Public Utilities 21,544.00		County Library Taxes	11,729.17
Planning, Housing & Development		Other Miscellaneous Tax Revenues		Local Municipal Purpose Taxes	161,204.02
Human Resources	350.00	State Aid Revenues 1,415.70		Veteran & Senior Citizen Taxes	11,450.00
Elections	40,890.00	Federal Aid Revenues		Total Taxes for Rate Computation	424,055.04
General Administration (other)		State and Local Fiscal Assistance Act Utilized 7,328.79		Special District Taxes	
JUDICIARY	6,000.00	Sale of Acquired Property		Bank Corp. Taxes	
Municipal Courts		Other Miscellaneous Revenues 59,008.57		Added and Omitted Taxes	1,742.10
PUBLIC SAFETY	4,000.00	Total 500,000.90		Total Taxes Levied - ABSTRACT	414,347.14
Fire Protection	44,066.97	Prior Years Surplus Appropriated 45,000.00		Total Taxes Billed	414,347.14
Police Protection	600.00	REVENUES TOTAL 545,000.90		1983 TAXES COLLECTED	400,517.53
Civil Defense & Disaster Control	9,700.00	Reserve For Uncollected Taxes 17,614.41		1983 Taxes Cancelled, Abated or Adjusted	5,371.49
Environmental Inspection & Control		CAPITAL OUTLAY TOTAL 110,284.40		Transfer to Tax Title Liens or Foreclosed	
Other Public Safety		Public Enterprises 109,656.85		Balance Outstanding Dec. 31, 1983	8,458.12
PUBLIC WORKS	25,998.79	Recreation—Culture		PRIOR YEARS TAXES OUTSTANDING	
Streets and Drainage	19,000.00	Public Works 627.55		Balance January 1, 1983	9,951.93
Sewers and Sewage Processing	8,800.00	Buildings and Grounds		Collected in 1983	9,950.39
Public Buildings and Grounds	15,000.00	Library and Education		Cancelled, Abated or Adjusted 1983	1.54
Other Public Works		Conservation		Transfers to Tax Title Liens or Foreclosed	
HEALTH and WELFARE	175.00	All Other		Balance December 31, 1983	
Health Services Except Environmental	900.00	CAPITAL DEBT AUTHORIZED, DECEMBER 31, 1983		TAX TITLE LIENS OUTSTANDING	
Welfare-Public Assistance	100.00	ISSUED AND UNISSUED GROSS DEBT NET DEBT		Balance January 1, 1983	
Hospitals, Clinics, First Aid	100.00	School 110,000		Transfer From Taxes	
Animal, Insect, & Rodent Control	100.00	Self-liquidating 76,150		Redeemed in 1983	
Other Welfare Services		Other 186,150		Cancelled, Abated or Adjusted (1983)	
RECREATION and CONSERVATION	38,833.03	Total 186,150.00		Transfers to Foreclosed Property	
Beaches and Boardwalks	500.00	ISSUED AND OUTSTANDING		Balance December 31, 1983	
Parks, Playgrounds, Shade Trees		School 110,000.00		PROPERTY ACQUIRED BY DEED OR	
Land Reclamation & Conservation		Self-Liquidating 76,150.00		FORECLOSURE	
Other Recreational Services		Other 186,150.00		Balance January 1, 1983	13,575.00
EDUCATION (excluding schools)	100.00	Total 186,150.00		Transfers From Taxes or Liens	
Libraries		EQUALIZED VALUATION BASIS FOR NET DEBT COMPUTATION 44,051,714		Sale for Cash (1983)	
Other Educational Services		REAL PROPERTY VALUATIONS		Cancelled, Abated or Adjusted (1983)	
STATUTORY EXPENDITURES	10,100.00	Code Class # of Parcels % VAL'N ASSESSED VALUATION		Balance December 31, 1983	13,575.00
Pensions & F. I. C. A.	1,150.00	1 Vacant Land 187 15.61 7,977,900.00		CURRENT FINANCES DECEMBER 31, 1983	
Employee Fringe Benefits		2 Residential 468 83.47 42,668,700.00		-ASSETS	
Other Statutory Expenditures		3 Farm 2 .52 265,200.00		Cash Dec. 31, 1983	92,946.73
CETA And Other Public Employment Programs	254,663.79	4a Commercial 2 .52 265,200.00		Taxes Receivable	8,458.12
MUNICIPAL FUNCTIONS TOTAL 2,000.00		4b Industrial 1 .41 208,100.00		Tax Title Liens	
CAPITAL IMPROVEMENTS *MEMO*		4c Apartments 1 .41 208,100.00		Foreclosed Property	13,575.00
DEBT SERVICE	17,410.00	Total 658 51,119,900.00		Emergencies & Other Deferred Charges	21,400.00
Principal Payments	6,141.65	Land Area .30 Sq. Miles		State and Federal Aid Receivable	137.13
Interest Payments	8,777.58	Net Valuation Taxable-Municipal 51,193,147		Other Receivables	471.27
DEFERRED CHARGES	251,401.02	Net Valuation Taxable-County 46,916,690		Total	136,988.25
SCHOOL, COUNTY, SPECIAL DISTRICT TAXES	17,614.41	State Equalized Valuation 49,454,912		LIABILITIES, RESERVES, AND SURPLUS	
RESERVE FOR UNCOLLECTED TAXES	556,008.45	State Equalization Ratio 103.52		Cash Liabilities	46,102.88
EXPENDITURES TOTAL				Reserves for Receivables	22,504.39
				Surplus Dec. 31, 1983	68,380.98
				Total	136,988.25

0205

Population 1980 **6,166**
 Population 1983 **6,114**
 S & P Rating
 Moody Rating **AAA**

General Tax Rate Per \$100. **1.71**
 State Equalized Tax Rate **1.35**

CARLSTADT BOROUGH - BERGEN COUNTY
Form of Government:
Borough Council
Number of Members on Governing Body - 6

PER CAPITA:
 Gross Debt **1,374.84**
 Net Debt **986.17**
 Debt Service **134.64**
 Total Tax Levy **1,281.42**
 Municipal Expenditures **708.50**

PER CENT:
 Gross Debt **1.57**
 Net Debt **1.13**
 Tax Levy Collected **97.82**
 Tax Levy Cancelled, Abated or Adjusted **.85**

EXPENDITURES		REVENUES-REALIZED		1983 PROPERTY TAX	
GENERAL GOVERNMENT				STATE EQUALIZED TAX RATE 1.35	
Governing Body & Public Boards	19,800.00	1983 Property Taxes Collected	7,658,170.11	Local District School Taxes	.31 1,801,214.00
Municipal Clerk	45,421.35	1983 Payments in Lieu of Taxes		Regional & Consolidated School Tax	.30 1,726,685.98
Financial Administration	17,500.00	Delinquent Tax & Lien Collections	119,611.49	School Taxes in Municipal Budget	
Assessment of Taxes	334,706.00	Business Personalty Replacement Taxes	349,043.56	County Taxes	.37 2,119,835.72
Collection of Taxes	35,108.50	Taxes from Public Utilities	947,210.00	County Library Taxes	
Planning, Housing & Development	14,660.65	Other Miscellaneous Tax Revenues		Local Municipal Purpose Taxes	.37 2,113,544.26
Human Resources		State Aid Revenues	46,178.70	Veteran & Senior Citizen Taxes	85,850.00
Elections	1,650.00	Federal Aid Revenues		Total Taxes for Rate Computation	1.35 7,847,129.96
General Administration (other)	209,012.26	State and Local Fiscal Assistance Act Utilized	90,322.46	Special District Taxes	
JUDICIARY		Sale of Acquired Property		Bank Corp. Taxes	29,599.51
Municipal Courts	27,074.21	Other Miscellaneous Revenues	445,504.26	Added and Omitted Taxes	43,716.65
PUBLIC SAFETY		Total	9,656,040.58	Total Taxes Levied - ABSTRACT	7,834,596.12
Fire Protection	168,762.60	Prior Years Surplus Appropriated	300,000.00	Total Taxes Billed	7,829,024.23
Police Protection	889,323.85	REVENUES TOTAL	9,956,040.58	1983 TAXES COLLECTED	7,658,170.11
Civil Defense & Disaster Control	1,700.00	Reserve For Uncollected Taxes	188,446.43	1983 Taxes Cancelled, Abated or Adjusted	66,803.52
Environmental Inspection & Control	29,531.49			Transfer to Tax Title Liens or Foreclosed	10,434.42
Other Public Safety		CAPITAL OUTLAY TOTAL	966,772.61	Balance Outstanding Dec. 31, 1983	93,616.18
PUBLIC WORKS				PRIOR YEARS TAXES OUTSTANDING	
Streets and Drainage	243,317.54	Public Enterprises		Balance January 1, 1983	139,144.99
Sewers and Sewage Processing	178,113.67	Recreation—Culture		Collected in 1983	119,611.49
Garbage and Trash Disposal	183,023.58	Public Works	702,634.35	Cancelled, Abated or Adjusted 1983	19,533.50
Public Buildings and Grounds	202,864.63	Buildings and Grounds	264,138.26	Transfers to Tax Title Liens or Foreclosed	
Other Public Works	77,293.52	Library and Education		Balance December 31, 1983	
HEALTH and WELFARE		Conservation		TAX TITLE LIENS OUTSTANDING	
Health Services Except Environmental	22,194.96	All Other		Balance January 1, 1983	45,668.43
Welfare-Public Assistance	3,500.00			Transfer From Taxes	10,434.42
Hospitals, Clinics, First Aid		CAPITAL DEBT AUTHORIZED, DECEMBER 31, 1983		Redeemed in 1983	
Animal, Insect, & Rodent Control		ISSUED AND UNISSUED		Cancelled, Abated or Adjusted (1983)	2,552.10
Other Welfare Services		School	2,376,336	Transfers to Foreclosed Property	
RECREATION and CONSERVATION		Self-Liquidating	6,029,456	Balance December 31, 1983	53,550.75
Beaches and Boardwalks		Other	8,405,793	PROPERTY ACQUIRED BY DEED OR FORECLOSURE	
Parks, Playgrounds, Shade Trees		Total		Balance January 1, 1983	300.00
Land Reclamation & Conservation				Transfers From Taxes or Liens	
Other Recreational Services	55,968.00	ISSUED AND OUTSTANDING		Sale for Cash (1983)	
EDUCATION (excluding schools)		School	2,376,336.88	Cancelled, Abated or Adjusted (1983)	
Libraries	167,000.00	Self-Liquidating	5,377,000.00	Balance December 31, 1983	300.00
Other Educational Services		Other	7,753,336.88	CURRENT FINANCES DECEMBER 31, 1983	
STATUTORY EXPENDITURES		Total		ASSETS	
Pensions & F. I. C. A.	199,714.95	EQUALIZED VALUATION BASIS		Cash Dec. 31, 1983	616,800.73
Employee Fringe Benefits	110,250.32	FOR NET DEBT COMPUTATION	534,042,577	Taxes Receivable	93,616.18
Other Statutory Expenditures	18,800.00	REAL PROPERTY VALUATIONS		Tax Title Liens	53,550.75
CETA And Other Public Employment Programs		Code Class # of Parcels % VAL'N	ASSESSED VALUATION	Foreclosed Property	300.00
MUNICIPAL FUNCTIONS		1 Vacant Land 140 6.83	30,915,300.00	Emergencies & Other Deferred Charges	17,281.08
CAPITAL IMPROVEMENTS		2 Residential 1460 18.91	85,628,900.00	State and Federal Aid Receivable	
MEMO		3 Farm 1	12,500.00	Other Receivables	6,630.37
DEBT SERVICE		4a Commercial 149 14.70	66,567,200.00	Total	788,179.11
Principal Payments	300,000.00	4b Industrial 268 58.93	266,812,400.00	LIABILITIES, RESERVES, AND SURPLUS	
Interest Payments	523,191.77	4c Apartments 15 .62	2,826,900.00	Cash Liabilities	346,965.62
		Total 2033	452,763,200.00	Reserves for Receivables	154,097.30
DEFERRED CHARGES		Land Area 4.20 Sq. Miles		Surplus Dec. 31, 1983	287,116.19
SCHOOL, COUNTY, SPECIAL DISTRICT TAXES	5,647,735.70	Net Valuation Taxable-Municipal	455,281,145	Total	788,179.11
RESERVE FOR UNCOLLECTED TAXES	188,446.43	Net Valuation Taxable-County	573,321,985		
EXPENDITURES		State Equalized Valuation	576,508,550		
TOTAL	9,979,476.47	State Equalization Ratio	78.89		

1713

Population 1980 8,396
 Population 1983 8,636
 S & P Rating
 Moody Rating

General Tax Rate Per \$100. 4.29
 State Equalized Tax Rate 2.58

CARNEYS POINT TWP. - SALEM COUNTY
Form of Government:
Township Committee
Number of Members on Governing Body - 5

PER CAPITA:
 Gross Debt 218.46
 Net Debt 77.08
 Debt Service 7.45
 Total Tax Levy 365.38
 Municipal Expenditures 219.40

PER CENT:
 Gross Debt 1.68
 Net Debt .59
 Tax Levy Collected 88.09
 Tax Levy Cancelled, Abated or Adjusted .54

EXPENDITURES		REVENUES-REALIZED		1983 PROPERTY TAX	
GENERAL GOVERNMENT				STATE EQUALIZED TAX RATE →	
Governing Body & Public Boards	7,323.00	1983 Property Taxes Collected	2,785,151.84	Local District School Taxes	
Municipal Clerk	9,350.00	1983 Payments in Lieu of Taxes		Regional & Consolidated School Tax	1.57
Financial Administration	45,100.00	Delinquent Tax & Lien Collections	384,199.31	School Taxes in Municipal Budget	
Assessment of Taxes	11,575.00	Business Personalty Replacement Taxes	276,991.52	County Taxes	.83
Collection of Taxes	24,822.00	Taxes from Public Utilities	533,843.00	County Library Taxes	
Planning, Housing & Development	10,050.00	Other Miscellaneous Tax Revenues	100,000.00	Local Municipal Purpose Taxes	.18
Human Resources		State Aid Revenues	55,445.66	Veteran & Senior Citizen Taxes	
Elections		Federal Aid Revenues		Total Taxes for Rate Computation	2.58
General Administration (other)	96,058.00	State and Local Fiscal Assistance Act Utilized	45,509.57	Special District Taxes -	
JUDICIARY		State and Local Fiscal Assistance Act Utilized		Bank Corp. Taxes	4,062.57
Municipal Courts	44,400.00	Sale of Acquired Property		Added and Omitted Taxes	20,360.86
PUBLIC SAFETY		Other Miscellaneous Revenues	229,811.61	Total Taxes Levied - ABSTRACT	3,155,451.29
Fire Protection	38,200.00	Total	4,410,952.51	Total Taxes Billed	3,161,680.67
Police Protection	505,520.52	Prior Years Surplus Appropriated	220,000.00	1983 TAXES COLLECTED	2,785,151.84
Civil Defense & Disaster Control	175.00	REVENUES TOTAL	4,630,952.51	1983 Taxes Cancelled, Abated or Adjusted	17,230.93
Environmental Inspection & Control	22,967.00	Reserve For Uncollected Taxes	444,787.48	Transfer to Tax Title Liens or Foreclosed	48,438.97
Other Public Safety		CAPITAL OUTLAY TOTAL	18,600.45	Balance Outstanding Dec. 31; 1983	310,858.93
PUBLIC WORKS				PRIOR YEARS TAXES OUTSTANDING	
Streets and Drainage	178,413.75	Public Enterprises		Balance January 1, 1983	359,496.01
Sewers and Sewage Processing		Recreation—Culture		Collected in 1983	332,754.32
Garbage and Trash Disposal	181,910.00	Public Works	4,113.84	Cancelled, Abated or Adjusted 1983	2,023.37
Public Buildings and Grounds	36,963.00	Buildings and Grounds	14,486.61	Transfers to Tax Title Liens or Foreclosed	21,102.76
Other Public Works		Library and Education		Balance December 31, 1983	3,615.56
HEALTH and WELFARE		Conservation		TAX TITLE LIENS OUTSTANDING	
Health Services Except Environmental	2,250.00	All Other		Balance January 1, 1983	111,558.74
Welfare-Public Assistance	5,512.00	CAPITAL DEBT AUTHORIZED, DECEMBER 31, 1983		Transfer From Taxes	72,340.68
Hospitals, Clinics, First Aid	4,388.00	ISSUED AND UNISSUED		Redeemed in 1983	51,444.99
Animal, Insect, & Rodent Control	1,875.00	GROSS DEBT	1,220,992	Cancelled, Abated or Adjusted (1983)	
Other Welfare Services		School		Transfers to Foreclosed Property	
RECREATION and CONSERVATION		Self-liquidating	665,625	Balance December 31, 1983	132,454.43
Beaches and Boardwalks	900.00	Other	665,625	PROPERTY ACQUIRED BY DEED OR	
Parks, Playgrounds, Shade Trees		Total	1,886,617	FORECLOSURE	
Land Reclamation & Conservation		ISSUED AND OUTSTANDING		Balance January 1, 1983	115,400.00
Other Recreational Services	5,150.00	School	1,220,992.83	Transfers From Taxes or Liens	
EDUCATION (excluding schools)		Self-Liquidating		Sale for Cash (1983)	
Libraries	2,000.00	Other	489,690.00	Cancelled, Abated or Adjusted (1983)	
Other Educational Services	1,000.00	Total	1,710,682.83	Balance December 31, 1983	115,400.00
STATUTORY EXPENDITURES		EQUALIZED VALUATION BASIS		CURRENT FINANCES DECEMBER 31, 1983	
Pensions & F. I. C. A.	93,553.00	FOR NET DEBT COMPUTATION	112,278,549	ASSETS	
Employee Fringe Benefits	47,700.00	REAL PROPERTY VALUATIONS		Cash Dec. 31, 1983	470,184.36
Other Statutory Expenditures	630.00	Code Class # of Parcels % VAL'N		Taxes Receivable	314,474.49
CETA And Other Public Employment Programs		1 Vacant Land 607 4.80	3,463,900.00	Tax Title Liens	132,454.43
MUNICIPAL FUNCTIONS		2 Residential 2281 66.55	48,044,220.00	Foreclosed Property	115,400.00
CAPITAL IMPROVEMENTS	*MEMO*	3 Farm 249 4.13	2,977,950.00	Emergencies & Other Deferred Charges	1,000.00
DEBT SERVICE		4a Commercial 130 8.10	5,848,000.00	State and Federal Aid Receivable	
Principal Payments	28,190.00	4b Industrial 10 8.75	6,319,150.00	Other Receivables	19,829.57
Interest Payments	36,166.24	4c Apartments 13 7.68	5,542,000.00	Total	1,053,342.85
		Total 3290	72,195,220.00	LIABILITIES, RESERVES, AND SURPLUS	
DEFERRED CHARGES		Land Area 17.90 Sq. Miles		Cash Liabilities	81,383.20
SCHOOL, COUNTY, SPECIAL DISTRICT TAXES	7,828.17	Net Valuation Taxable-Municipal	73,224,217	Reserves for Receivables	581,981.50
RESERVE FOR UNCOLLECTED TAXES	2,917,180.69	Net Valuation Taxable-County	122,482,528	Surplus Dec. 31, 1983	389,978.15
EXPENDITURES	TOTAL	State Equalized Valuation	121,293,900	Total	1,053,342.85
	4,811,937.85	State Equalization Ratio	60.04		

1201
Population 1980 20,598
Population 1983 20,293
S & P Rating
Moody Rating A

General Tax Rate Per \$100. 3.87
State Equalized Tax Rate 2.87

CARTERET BOROUGH – MIDDLESEX CO.
Form of Government:
Borough Council
Number of Members on Governing Body – 6

PER CAPITA:
Gross Debt 201.60
Net Debt 143.34
Debt Service 18.39
Total Tax Levy 656.68
Municipal Expenditures 359.18
PER CENT:
Gross Debt .95
Net Debt .68
Tax Levy Collected 96.88
Tax Levy Cancelled, Abated or Adjusted .01

EXPENDITURES		REVENUES-REALIZED		1983 PROPERTY TAX	
GENERAL GOVERNMENT		1983 Property Taxes Collected		STATE EQUALIZED TAX RATE →	
Governing Body & Public Boards		1983 Payments in Lieu of Taxes	12,916,523.05	Local District School Taxes	1.49
Municipal Clerk	12,500.00	Delinquent Tax & Lien Collections	581,606.39	Regional & Consolidated School Tax	
Financial Administration	30,060.00	Business Personalty Replacement Taxes	893,875.92	School Taxes in Municipal Budget	
Assessment of Taxes	85,000.00	Taxes from Public Utilities	1,238,225.00	County Taxes	.65
Collection of Taxes	7,310.00	Other Miscellaneous Tax Revenues		County Library Taxes	
Planning, Housing & Development	132,850.00	State Aid Revenues	338,408.38	Local Municipal Purpose Taxes	.74
Human Resources	9,320.00	Federal Aid Revenues	184,430.00	Veteran & Senior Citizen Taxes	
Elections	422,850.00	State and Local Fiscal Assistance Act Utilized		Total Taxes for Rate Computation	2.88
General Administration (other)		Sale of Acquired Property	817,966.43	Special District Taxes	
JUDICIARY	67,500.00	Other Miscellaneous Revenues	16,971,035.17	Bank Corp. Taxes	8,906.82
Municipal Courts		Total	17,421,035.17	Added and Omitted Taxes	26,846.24
PUBLIC SAFETY		Prior Years Surplus Appropriated	450,000.00	Total Taxes Levied - ABSTRACT	13,326,013.73
Fire Protection	642,300.00	REVENUES	17,421,035.17	Total Taxes Billed	13,331,990.32
Police Protection	1,484,747.18	Reserve For Uncollected Taxes	793,124.00	1983 TAXES COLLECTED	12,916,523.05
Civil Defense & Disaster Control	3,000.00			1983 Taxes Cancelled, Abated or Adjusted	1,024.14
Environmental Inspection & Control	62,289.73			Transfer to Tax Title Liens or Foreclosed	45,449.59
Other Public Safety				Balance Outstanding Dec. 31, 1983	368,993.54
PUBLIC WORKS		CAPITAL OUTLAY	167,563.22		
Streets and Drainage	359,080.00	Public Enterprises		PRIOR YEARS TAXES OUTSTANDING	
Sewers and Sewage Processing	394,000.00	Recreation—Culture		Balance January 1, 1983	1,256,258.90
Garbage and Trash Disposal	431,200.00	Public Works	92,683.50	Collected in 1983	546,657.88
Public Buildings and Grounds	258,900.00	Buildings and Grounds	74,879.72	Cancelled, Abated or Adjusted 1983	607,779.18
Other Public Works		Library and Education		Transfers to Tax Title Liens or Foreclosed	
HEALTH and WELFARE		Conservation		Balance December 31, 1983	101,821.84
Health Services Except Environmental	108,000.00	All Other		TAX TITLE LIENS OUTSTANDING	
Welfare-Public Assistance	65,750.00			Balance January 1, 1983	213,353.60
Hospitals, Clinics, First Aid				Transfer From Taxes	45,449.59
Animal, Insect, & Rodent Control				Redeemed in 1983	34,948.51
Other Welfare Services				Cancelled, Abated or Adjusted (1983)	9,238.78
RECREATION and CONSERVATION				Transfers to Foreclosed Property	
Beaches and Boardwalks				Balance December 31, 1983	214,615.90
Parks, Playgrounds, Shade Trees	224,500.00			PROPERTY ACQUIRED BY DEED OR	
Land Reclamation & Conservation	12,000.00			FORECLOSURE	
Other Recreational Services	149,100.00			Balance January 1, 1983	1,284,100.00
EDUCATION (excluding schools)				Transfers From Taxes or Liens	
Libraries	131,800.00			Sale for Cash (1983)	38,925.00
Other Educational Services				Cancelled, Abated or Adjusted (1983)	137,175.00
STATUTORY EXPENDITURES				Balance December 31, 1983	1,108,000.00
Pensions & F. I. C. A.	616,000.00			CURRENT FINANCES DECEMBER 31, 1983	
Employee Fringe Benefits	264,000.00			ASSETS	
Other Statutory Expenditures	39,000.00			Cash Dec. 31, 1983	3,039,718.70
CETA And Other Public Employment Programs				Taxes Receivable	470,815.38
MUNICIPAL FUNCTIONS	6,013,056.91			Tax Title Liens	214,615.90
CAPITAL IMPROVEMENTS	*MEMO* 70,000.00			Foreclosed Property	1,108,000.00
DEBT SERVICE				Emergencies & Other Deferred Charges	21,964.46
Principal Payments	243,000.00			State and Federal Aid Receivable	3,522.24
Interest Payments	130,151.25			Other Receivables	34,819.31
DEFERRED CHARGES	109,449.58			Total	4,893,455.99
SCHOOL, COUNTY, SPECIAL DISTRICT TAXES	9,881,423.15			LIABILITIES, RESERVES, AND SURPLUS	
RESERVE FOR UNCOLLECTED TAXES	793,124.00			Cash Liabilities	1,072,678.56
EXPENDITURES	17,170,204.89			Reserves for Receivables	1,820,244.48
				Surplus Dec. 31, 1983	2,000,532.95
				Total	4,893,455.99

0704

Population 1980 12,600
 Population 1983 12,467
 S & P Rating
 Moody Rating A

General Tax Rate Per \$100. 3.84
 State Equalized Tax Rate 2.31

CEDAR GROVE TOWNSHIP – ESSEX CO.**Form of Government:****Council-Manager Plan B (OMCL 50)****Number of Members on Governing Body – 5****PER CAPITA:**

Gross Debt 234.49
 Net Debt 117.14
 Debt Service 27.77
 Total Tax Levy 761.48
 Municipal Expenditures 320.49

PER CENT:

Gross Debt .79
 Net Debt .39
 Tax Levy Collected 98.05
 Tax Levy Cancelled, Abated or Adjusted .06

EXPENDITURES		REVENUES-REALIZED		1983 PROPERTY TAX	
GENERAL GOVERNMENT				STATE EQUALIZED TAX RATE →	
Governing Body & Public Boards	7,150.00	1983 Property Taxes Collected	9,310,930.62	Local District School Taxes	1.34 5,385,593.00
Municipal Clerk	56,564.00	1983 Payments in Lieu of Taxes	130,234.98	Regional & Consolidated School Tax	
Financial Administration	67,847.00	Delinquent Tax & Lien Collections	169,251.16	School Taxes in Municipal Budget	
Assessment of Taxes	38,531.00	Business Personalty Replacement Taxes	825,313.00	County Taxes	.65 2,598,698.74
Collection of Taxes	47,198.00	Taxes from Public Utilities	143,506.11	County Library Taxes	
Planning, Housing & Development	25,119.00	Other Miscellaneous Tax Revenues	146,714.18	Local Municipal Purpose Taxes	.33 1,313,132.60
Human Resources	5,720.00	State Aid Revenues	775,530.74	Veteran & Senior Citizen Taxes	108,000.00
Elections	9,901.00	Federal Aid Revenues	11,501,480.79	Total Taxes for Rate Computation	2.32 9,405,424.34
General Administration (other)	318,949.00	State and Local Fiscal Assistance Act Utilized	967,276.00	Special District Taxes	130,700.00
JUDICIARY	57,853.00	Sale of Acquired Property	12,468,756.79	Bank Corp. Taxes	23,903.29
Municipal Courts		Other Miscellaneous Revenues	343,806.15	Added and Omitted Taxes	41,388.09
PUBLIC SAFETY		Total	330,797.61	Total Taxes Levied - ABSTRACT	9,493,415.72
Fire Protection	174,570.00	Prior Years Surplus Appropriated		Total Taxes Billed	9,496,165.89
Police Protection	940,686.00	REVENUES TOTAL	12,468,756.79	1983 TAXES COLLECTED	9,310,930.62
Civil Defense & Disaster Control	8,635.00	Reserve For Uncollected Taxes	343,806.15	1983 Taxes Cancelled, Abated or Adjusted	5,885.10
Environmental Inspection & Control	34,580.00	CAPITAL OUTLAY TOTAL	50,608.42	Transfer to Tax Title Liens or Foreclosed	3,942.90
Other Public Safety		Public Enterprises	261,591.48	Balance Outstanding Dec. 31, 1983	175,407.27
PUBLIC WORKS	410,964.00	Recreation—Culture	18,302.16	PRIOR YEARS TAXES OUTSTANDING	
Streets and Drainage		Public Works	295.55	Balance January 1, 1983	132,126.84
Sewers and Sewage Processing	76,100.00	Buildings and Grounds		Collected in 1983	130,234.98
Garbage and Trash Disposal	121,613.00	Library and Education		Cancelled, Abated or Adjusted 1983	
Public Buildings and Grounds	60,800.00	Conservation		Transfers to Tax Title Liens or Foreclosed	
Other Public Works		All Other		Balance December 31, 1983	1,891.86
HEALTH and WELFARE	44,447.00	CAPITAL DEBT AUTHORIZED, DECEMBER 31, 1983		TAX TITLE LIENS OUTSTANDING	
Health Services Except Environmental	6,693.00	ISSUED AND UNISSUED		Balance January 1, 1983	5,977.22
Welfare-Public Assistance		School	115,000	Transfer From Taxes	4,201.86
Hospitals, Clinics, First Aid		Self-Liquidating	1,602,000	Redeemed in 1983	
Animal, Insect, & Rodent Control		Other	1,206,350	Cancelled, Abated or Adjusted (1983)	
Other Welfare Services		Total	2,923,350	Transfers to Foreclosed Property	
RECREATION and CONSERVATION		ISSUED AND OUTSTANDING		Balance December 31, 1983	10,179.08
Beaches and Boardwalks	86,771.00	School	115,000.00	PROPERTY ACQUIRED BY DEED OR	
Parks, Playgrounds, Shade Trees	245.00	Self-Liquidating	1,483,000.00	FORECLOSURE	
Land Reclamation & Conservation	146,737.00	Other	959,950.00	Balance January 1, 1983	377,900.00
Other Recreational Services		Total	2,557,950.00	Transfers From Taxes or Liens	
EDUCATION (excluding schools)	185,306.00	EQUALIZED VALUATION BASIS	372,276.665	Sale for Cash (1983)	
Libraries		FOR NET DEBT COMPUTATION		Cancelled, Abated or Adjusted (1983)	
Other Educational Services		REAL PROPERTY VALUATIONS		Balance December 31, 1983	377,900.00
STATUTORY EXPENDITURES	249,676.00	Code Class # of Parcels % VAL'N	ASSESSED VALUATION	CURRENT FINANCES DECEMBER 31, 1983	
Pensions & F. I. C. A.	109,970.00	1 Vacant Land 286 5.25	12,668,900.00	ASSETS	
Employee Fringe Benefits	5,000.00	2 Residential 3130 72.98	175,958,000.00	Cash Dec. 31, 1983	6,153,934.86
Other Statutory Expenditures		3 Farm 6 .16	391,800.00	Taxes Receivable	177,299.13
CETA And Other Public Employment Programs	3,297,625.00	4a Commercial 104 10.04	24,209,600.00	Tax Title Liens	10,179.08
MUNICIPAL FUNCTIONS		4b Industrial 42 7.72	18,625,500.00	Foreclosed Property	377,900.00
CAPITAL IMPROVEMENTS *MEMO*	14,000.00	4c Apartments 7 3.84	9,266,500.00	Emergencies & Other Deferred Charges	2,400.00
DEBT SERVICE		Total 3575	241,120,300.00	State and Federal Aid Receivable	11,575.78
Principal Payments	253,650.00	Land Area 4.50 Sq. Miles		Other Receivables	1,321.46
Interest Payments	92,522.66	Net Valuation Taxable-Municipal	242,430,200	Total	6,734,610.31
DEFERRED CHARGES	8,000.00	Net Valuation Taxable-County	385,081,233	LIABILITIES, RESERVES, AND SURPLUS	
SCHOOL, COUNTY, SPECIAL DISTRICT TAXES	8,114,991.74	State Equalized Valuation	401,445,352	Cash Liabilities	4,759,877.76
RESERVE FOR UNCOLLECTED TAXES	343,806.15	State Equalization Ratio	60.26	Reserves for Receivables	565,378.21
EXPENDITURES TOTAL	12,110,595.55			Surplus Dec. 31, 1983	1,409,354.34
				Total	6,734,610.31

1404
Population 1980 8,537
Population 1983 8,438
S & P Rating
Moody Rating AA

General Tax Rate Per \$100. 2.39
State Equalized Tax Rate 2.15

CHATHAM BOROUGH - MORRIS COUNTY
Form of Government:
Borough Council
Number of Members on Governing Body - 6

PER CAPITA:
Gross Debt 241.32
Net Debt 230.96
Debt Service 17.82
Total Tax Levy 887.55
Municipal Expenditures 374.10
PER CENT:
Gross Debt .62
Net Debt .60
Tax Levy Collected 97.96
Tax Levy Cancelled, Abated or Adjusted .01

EXPENDITURES		REVENUES-REALIZED		1983 PROPERTY TAX	
GENERAL GOVERNMENT		1983 Property Taxes Collected		STATE EQUALIZED TAX RATE \rightarrow	
Governing Body & Public Boards		1983 Payments in Lieu of Taxes	7,333,004.32	Local District School Taxes	1.40 4,844,099.25
Municipal Clerk	6,700.00	Delinquent Tax & Lien Collections	152,066.32	Regional & Consolidated School Tax	
Financial Administration	22,080.00	Business Personalty Replacement Taxes	120,077.40	School Taxes in Municipal Budget	
Assessment of Taxes	27,970.00	Taxes from Public Utilities	476,679.00	County Taxes	.37 1,270,481.33
Collection of Taxes	24,200.00	Other Miscellaneous Tax Revenues	75,127.82	County Library Taxes	
Planning, Housing & Development		State Aid Revenues		Local Municipal Purpose Taxes	.38 1,313,995.24
Human Resources		Federal Aid Revenues	23,123.98	Veteran & Senior Citizen Taxes	65,050.00
Elections	298,065.89	State and Local Fiscal Assistance Act Utilized		Total Taxes for Rate Computation	2.15 7,493,625.82
General Administration (other)		Sale of Acquired Property	396,700.32	Special District Taxes	25,713.75
JUDICIARY	34,196.00	Other Miscellaneous Revenues	8,576,779.16	Bank Corp. Taxes	34,891.41
Municipal Courts		Total	9,526,779.16	Added and Omitted Taxes	
PUBLIC SAFETY	73,429.00	Prior Years Surplus Appropriated	950,000.00	Total Taxes Levied - ABSTRACT	7,489,180.98
Fire Protection	705,856.00	REVENUES	9,526,779.16	Total Taxes Billed	7,485,486.64
Police Protection	1,355.00	Reserve For Uncollected Taxes	629,033.64	1983 TAXES COLLECTED	7,333,004.32
Civil Defense & Disaster Control	32,650.00	CAPITAL OUTLAY	516,103.49	1983 Taxes Cancelled, Abated or Adjusted	764.57
Environmental Inspection & Control		Public Enterprises	92,441.93	Transfer to Tax Title Liens or Foreclosed	59.75
Other Public Safety		Recreation—Culture	101,558.62	Balance Outstanding Dec. 31, 1983	151,658.00
PUBLIC WORKS	428,480.00	Public Works	3,917.73	PRIOR YEARS TAXES OUTSTANDING	
Streets and Drainage	176,150.00	Buildings and Grounds	318,185.21	Balance January 1, 1983	153,483.13
Sewers and Sewage Processing		Library and Education		Collected in 1983	152,066.32
Garbage and Trash Disposal	20,860.00	Conservation		Cancelled, Abated or Adjusted 1983	56.50
Public Buildings and Grounds		All Other		Transfers to Tax Title Liens or Foreclosed	1,360.31
Other Public Works		CAPITAL DEBT AUTHORIZED, DECEMBER 31, 1983		Balance December 31, 1983	
HEALTH and WELFARE	19,561.00	ISSUED AND UNISSUED		TAX TITLE LIENS OUTSTANDING	
Health Services Except Environmental	2,100.00	School	87,500	Balance January 1, 1983	10,323.23
Welfare-Public Assistance		Self-liquidating	1,948,799	Transfer From Taxes	145.58
Hospitals, Clinics, First Aid	7,500.00	Other	1,948,799	Redeemed in 1983	
Animal, Insect, & Rodent Control		Total	2,036,299	Cancelled, Abated or Adjusted (1983)	
Other Welfare Services		ISSUED AND OUTSTANDING		Transfers to Foreclosed Property	10,468.81
RECREATION and CONSERVATION	44,355.00	School	87,500.00	Balance December 31, 1983	
Beaches and Boardwalks	935.00	Self-Liquidating	1,948,799.48	PROPERTY ACQUIRED BY DEED OR	
Land Reclamation & Conservation	45,642.00	Other	2,036,299.48	FORECLOSURE	
Other Recreational Services		Total		Balance January 1, 1983	36,000.00
EDUCATION (excluding schools)	162,350.00	EQUALIZED VALUATION BASIS		Transfers From Taxes or Liens	
Libraries		FOR NET DEBT COMPUTATION	326,330,882	Sale for Cash (1983)	
Other Educational Services	183,799.93	REAL PROPERTY VALUATIONS		Cancelled, Abated or Adjusted (1983)	
STATUTORY EXPENDITURES	57,000.00	Code Class # of Parcels % VAL'N		Balance December 31, 1983	36,000.00
Pensions & F. I. C. A.	2,000.00	1 Vacant Land 102 1.48	ASSESSED VALUATION	CURRENT FINANCES DECEMBER 31, 1983	
Employee Fringe Benefits		2 Residential 2526 79.13	4,601,800.00	ASSETS	
Other Statutory Expenditures		3 Farm 2	245,496,500.00	Cash Dec. 31, 1983	1,553,017.90
CETA And Other Public Employment Programs	2,377,234.82	4a Commercial 140 15.12	4,400.00	Taxes Receivable	153,018.31
MUNICIPAL FUNCTIONS	100.00	4b Industrial 25 1.19	46,898,900.00	Tax Title Liens	10,468.81
CAPITAL IMPROVEMENTS	*MEMO*	4c Apartments 11 3.08	3,692,400.00	Foreclosed Property	36,000.00
DEBT SERVICE	73,000.00	Total 2806	9,541,556.00	Emergencies & Other Deferred Charges	
Principal Payments	77,406.61	Land Area 2.35 Sq. Miles	310,235,556.00	State and Federal Aid Receivable	1.82
Interest Payments		Net Valuation Taxable-Municipal	311,700,188	Other Receivables	16,959.92
DEFERRED CHARGES	6,114,580.58	Net Valuation Taxable-County	358,280,398	Total	1,769,466.76
SCHOOL, COUNTY, SPECIAL DISTRICT TAXES	629,033.64	State Equalized Valuation	346,405,833	LIABILITIES, RESERVES, AND SURPLUS	
EXPENDITURES	9,271,255.65	State Equalization Ratio	89.96	Cash Liabilities	396,675.11
TOTAL				Reserves for Receivables	216,447.04
				Surplus Dec. 31, 1983	1,156,344.61
				Total	1,769,466.76

1405

Population 1980 8,883
 Population 1983 8,847
 S & P Rating
 Moody Rating AA1

General Tax Rate Per \$100. 2.49
 State Equalized Tax Rate 2.03

CHATHAM TOWNSHIP – MORRIS COUNTY
Form of Government:
Township Committee
Number of Members on Governing Body – 5

PER CAPITA:

Gross Debt 827.39
 Net Debt 145.76
 Debt Service 10.27
 Total Tax Levy 992.76
 Municipal Expenditures 378.44

PER CENT:

Gross Debt 1.83
 Net Debt .32
 Tax Levy Collected 98.47
 Tax Levy Cancelled, Abated or Adjusted .02

EXPENDITURES		REVENUES-REALIZED		1983 PROPERTY TAX	
GENERAL GOVERNMENT				STATE EQUALIZED TAX RATE →	
Governing Body & Public Boards		1983 Property Taxes Collected	8,664,850.81	Local District School Taxes 1.28	5,543,609.00
Municipal Clerk		1983 Payments in Lieu of Taxes		Regional & Consolidated School Tax	
Financial Administration	14,825.00	Delinquent Tax & Lien Collections	151,343.44	School Taxes in Municipal Budget	
Assessment of Taxes	36,530.00	Business Personalty Replacement Taxes	32,063.88	County Taxes .35	1,534,731.31
Collection of Taxes	42,575.00	Taxes from Public Utilities	718,396.00	County Library Taxes	
Planning, Housing & Development		Other Miscellaneous Tax Revenues		Local Municipal Purpose Taxes .39	1,676,158.53
Human Resources	2,050.00	State Aid Revenues	64,843.72	Veteran & Senior Citizen Taxes	48,350.00
Elections	398,579.66	Federal Aid Revenues		Total Taxes for Rate Computation 2.02	8,802,848.84
General Administration (other)		State and Local Fiscal Assistance Act Utilized	35,803.83	Special District Taxes	
JUDICIARY	32,098.00	Sale of Acquired Property	484,167.46	Bank Corp. Taxes	8,128.55
Municipal Courts		Other Miscellaneous Revenues	10,151,469.14	Added and Omitted Taxes	20,307.05
PUBLIC SAFETY	95,000.00	Total	10,151,469.14	Total Taxes Levied - ABSTRACT	8,782,934.44
Fire Protection	779,237.89	Prior Years Surplus Appropriated	600,000.00	Total Taxes Billed	8,799,361.61
Police Protection	4,225.00	REVENUES TOTAL	10,751,469.14	1983 TAXES COLLECTED	8,664,850.81
Civil Defense & Disaster Control	116,203.15	Reserve For Uncollected Taxes	522,744.99	1983 Taxes Cancelled, Abated or Adjusted	1,967.30
Environmental Inspection & Control		CAPITAL OUTLAY TOTAL	607,954.15	Transfer to Tax Title Liens or Foreclosed	3,037.80
Other Public Safety				Balance Outstanding Dec. 31, 1983	129,505.70
PUBLIC WORKS	679,018.00	Public Enterprises	192,462.94	PRIOR YEARS TAXES OUTSTANDING	
Streets and Drainage		Recreation—Culture		Balance January 1, 1983	107,234.63
Sewers and Sewage Processing	1,094.00	Public Works	364,762.68	Collected in 1983	104,962.10
Garbage and Trash Disposal	11,829.47	Buildings and Grounds	50,728.53	Cancelled, Abated or Adjusted 1983	
Public Buildings and Grounds		Library and Education		Transfers to Tax Title Liens or Foreclosed	
Other Public Works		Conservation		Balance December 31, 1983	2,272.53
HEALTH and WELFARE	20,405.00	All Other		TAX TITLE LIENS OUTSTANDING	
Health Services Except Environmental	1,575.00	CAPITAL DEBT AUTHORIZED, DECEMBER 31, 1983		Balance January 1, 1983	61,873.36
Welfare-Public Assistance		ISSUED AND UNISSUED		Transfer From Taxes	3,037.80
Hospitals, Clinics, First Aid		School	4,106,000	Redeemed in 1983	46,381.34
Animal, Insect, & Rodent Control		Self-liquidating	1,904,400	Cancelled, Abated or Adjusted (1983)	
Other Welfare Services		Other	1,309,550	Transfers to Foreclosed Property	
RECREATION and CONSERVATION	19,475.00	Total	7,319,950	Balance December 31, 1983	18,529.82
Beaches and Boardwalks		ISSUED AND OUTSTANDING		PROPERTY ACQUIRED BY DEED OR FORECLOSURE	
Parks, Playgrounds, Shade Trees		School	4,106,000.00	Balance January 1, 1983	6,450.00
Land Reclamation & Conservation		Self-Liquidating	1,904,400.00	Transfers From Taxes or Liens	
Other Recreational Services		Other	1,307,600.00	Sale for Cash (1983)	
EDUCATION (excluding schools)	170,310.00	Total	7,318,000.00	Cancelled, Abated or Adjusted (1983)	
Libraries		EQUALIZED VALUATION BASIS		Balance December 31, 1983	6,450.00
Other Educational Services		FOR NET DEBT COMPUTATION	401,013,717	CURRENT FINANCES DECEMBER 31, 1983	
STATUTORY EXPENDITURES	203,533.08	REAL PROPERTY VALUATIONS		ASSETS	
Pensions & F. I. C. A.	75,300.00	Code Class # of Parcels % VAL'N		Cash Dec. 31, 1983	1,449,455.60
Employee Fringe Benefits	12,000.00	1 Vacant Land 293 2.12	7,463,600.00	Taxes Receivable	131,778.23
Other Statutory Expenditures		2 Residential 2576 87.99	309,455,810.00	Tax Title Liens	18,529.82
CETA And Other Public Employment Programs	2,715,863.25	3 Farm 27 .45	1,586,800.00	Foreclosed Property	6,450.00
MUNICIPAL FUNCTIONS	100,000.00	4a Commercial 27 4.88	17,157,800.00	Emergencies & Other Deferred Charges	100,000.00
CAPITAL IMPROVEMENTS		4b Industrial 1 .06	218,200.00	State and Federal Aid Receivable	
DEBT SERVICE	36,800.00	4c Apartments 3 4.50	15,825,600.00	Other Receivables	16,068.83
Principal Payments	54,055.00	Total 2927	351,707,810.00	Total	1,722,282.48
Interest Payments		Land Area 9.10 Sq. Miles		LIABILITIES, RESERVES, AND SURPLUS	
DEFERRED CHARGES	18,608.05	Net Valuation Taxable-Municipal	352,572,472	Cash Liabilities	660,601.57
SCHOOL, COUNTY, SPECIAL DISTRICT TAXES	7,078,340.31	Net Valuation Taxable-County	427,511,951	Reserves for Receivables	172,412.66
RESERVE FOR UNCOLLECTED TAXES	522,744.99	State Equalized Valuation	432,407,987	Surplus Dec. 31, 1983	889,268.25
EXPENDITURES	10,426,411.60	State Equalization Ratio	81.50	Total	1,722,282.48

0409
 Population 1980 **68,785**
 Population 1983 **69,324**
 S & P Rating **AAA**
 Moody Rating **AA**

General Tax Rate Per \$100. **5.33**
 State Equalized Tax Rate **3.31**

CHERRY HILL TOWNSHIP - CAMDEN CO.
Form of Government:
Mayor-Council Plan B (OMCL 50)
Number of Members on Governing Body - 7

PER CAPITA:
 Gross Debt **556.60**
 Net Debt **442.80**
 Debt Service **49.22**
 Total Tax Levy **981.42**
 Municipal Expenditures **270.28**

PER CENT:
 Gross Debt **2.09**
 Net Debt **1.67**
 Tax Levy Collected **97.21**
 Tax Levy Cancelled, Abated or Adjusted **.35**

EXPENDITURES		REVENUES-REALIZED		1983 PROPERTY TAX	
GENERAL GOVERNMENT		STATE EQUALIZED TAX RATE		1.85	
Governing Body & Public Boards	133,273.00	1983 Property Taxes Collected	66,138,655.25	Local District School Taxes	36,195,278.75
Municipal Clerk	204,250.00	1983 Payments in Lieu of Taxes		Regional & Consolidated School Tax	
Financial Administration	158,669.00	Delinquent Tax & Lien Collections	1,947,278.17	School Taxes in Municipal Budget	
Assessment of Taxes	194,424.00	Business Personalty Replacement Taxes	1,206,985.32	County Taxes	23,085,695.77
Collection of Taxes	162,745.00	Taxes from Public Utilities	4,763,623.00	County Library Taxes	
Planning, Housing & Development	209,314.00	Other Miscellaneous Tax Revenues	338,588.14	Local Municipal Purpose Taxes	5,340,491.00
Human Resources		State Aid Revenues	580,523.12	Veteran & Senior Citizen Taxes	496,650.00
Elections		Federal Aid Revenues		Total Taxes for Rate Computation	65,118,115.52
General Administration (other)	864,186.00	State and Local Fiscal Assistance Act Utilized	322,112.58	Special District Taxes	2,304,099.64
JUDICIARY	195,451.00	Sale of Acquired Property		Bank Corp. Taxes	76,843.63
Municipal Courts		Other Miscellaneous Revenues	2,881,015.47	Added and Omitted Taxes	1,033,296.51
PUBLIC SAFETY		Total	78,178,781.05	Total Taxes Levied - ABSTRACT	68,035,705.30
Fire Protection		Prior Years Surplus Appropriated	3,500,000.00	Total Taxes Billed	68,039,584.39
Police Protection	4,029,571.58	REVENUES	81,678,781.05	1983 TAXES COLLECTED	66,138,655.25
Civil Defense & Disaster Control	9,250.00	Reserve For Uncollected Taxes	2,988,914.21	1983 Taxes Cancelled, Abated or Adjusted	241,400.19
Environmental Inspection & Control	257,475.00	CAPITAL OUTLAY	TOTAL	Transfer to Tax Title Liens or Foreclosed	49,630.11
Other Public Safety			2,640,911.55	Balance Outstanding Dec. 31, 1983	1,609,898.54
PUBLIC WORKS	1,750,328.82	Public Enterprises	891,874.67	PRIOR YEARS TAXES OUTSTANDING	
Streets and Drainage	881,739.00	Recreation—Culture	32,204.16	Balance January 1, 1983	1,806,148.07
Sewers and Sewage Processing	198,134.00	Public Works	1,625,534.27	Collected in 1983	1,622,855.84
Garbage and Trash Disposal	584,506.00	Buildings and Grounds	55.84	Cancelled, Abated or Adjusted 1983	11,058.92
Public Buildings and Grounds		Library and Education	91,242.61	Transfers to Tax Title Liens or Foreclosed	100,767.15
Other Public Works		Conservation		Balance December 31, 1983	71,466.16
HEALTH and WELFARE	127,998.00	All Other		TAX TITLE LIENS OUTSTANDING	
Health Services Except Environmental	27,040.00	CAPITAL DEBT AUTHORIZED, DECEMBER 31, 1983		Balance January 1, 1983	512,648.72
Welfare-Public Assistance		ISSUED AND UNISSUED		Transfer From Taxes	150,397.26
Hospitals, Clinics, First Aid		School	7,754,000	Redeemed in 1983	324,422.33
Animal, Insect, & Rodent Control		Self-liquidating	6,772,754	Cancelled, Abated or Adjusted (1983)	
Other Welfare Services		Other	24,059,116	Transfers to Foreclosed Property	
RECREATION and CONSERVATION		Total	38,585,870	Balance December 31, 1983	338,623.65
Beaches and Boardwalks	20,000.00	ISSUED AND OUTSTANDING		PROPERTY ACQUIRED BY DEED OR FORECLOSURE	
Parks, Playgrounds, Shade Trees		School	7,754,000.00	Balance January 1, 1983	277,357.00
Land Reclamation & Conservation		Self-Liquidating	6,032,594.00	Transfers From Taxes or Liens	
Other Recreational Services	169,500.00	Other	22,435,161.00	Sale for Cash (1983)	
EDUCATION (excluding schools)	541,769.00	Total	36,221,755.00	Cancelled, Abated or Adjusted (1983)	
Libraries		EQUALIZED VALUATION BASIS		Balance December 31, 1983	277,357.00
Other Educational Services		FOR NET DEBT COMPUTATION	1,842,723,877	CURRENT FINANCES DECEMBER 31, 1983	
STATUTORY EXPENDITURES	982,055.97	REAL PROPERTY VALUATIONS		ASSETS	
Pensions & F. I. C. A.	583,950.00	Code Class # of Parcels % VAL'N	ASSESSED VALUATION	Cash Dec. 31, 1983	8,985,376.73
Employee Fringe Benefits	50,000.00	1 Vacant Land 1526 2.70	32,415,600.00	Taxes Receivable	1,681,364.70
Other Statutory Expenditures		2 Residential 19526 66.65	800,196,600.00	Tax Title Liens	338,623.65
CETA And Other Public Employment Programs	12,335,629.37	3 Farm 61 .16	1,929,850.00	Foreclosed Property	277,357.00
MUNICIPAL FUNCTIONS	*MEMO*	4a Commercial 680 23.15	277,895,055.00	Emergencies & Other Deferred Charges	
CAPITAL IMPROVEMENTS		4b Industrial 119 4.98	59,786,200.00	State and Federal Aid Receivable	64,429.14
DEBT SERVICE		4c Apartments 15 2.36	28,329,350.00	Other Receivables	59,769.61
Principal Payments	1,333,000.00	Total	1,200,552,655.00	Total	11,406,920.83
Interest Payments	2,078,785.25	Land Area 24.18 Sq. Miles		LIABILITIES, RESERVES, AND SURPLUS	
DEFERRED CHARGES	581.42	Net Valuation Taxable-Municipal	1,213,748,250	Cash Liabilities	2,791,976.05
SCHOOL, COUNTY, SPECIAL DISTRICT TAXES	61,585,074.16	Net Valuation Taxable-County	1,971,641,059	Reserves for Receivables	2,341,451.12
RESERVE FOR UNCOLLECTED TAXES	2,988,914.21	State Equalized Valuation	1,944,897,373	Surplus Dec. 31, 1983	6,273,493.66
EXPENDITURES	TOTAL	State Equalization Ratio	62.15	Total	11,406,920.83

0410
Population 1980 1,590
Population 1983 1,621
S & P Rating
Moody Rating

General Tax Rate Per \$100. 4.25
State Equalized Tax Rate 3.19

CHESILHURST BOROUGH - CAMDEN CO.
Form of Government:
Borough Council
Number of Members on Governing Body - 6

PER CAPITA:
Gross Debt 390.16
Net Debt 47.04
Debt Service
Total Tax Levy 406.55
Municipal Expenditures 248.25

PER CENT:
Gross Debt 3.34
Net Debt .40
Tax Levy Collected 77.07
Tax Levy Cancelled, Abated or Adjusted

EXPENDITURES		REVENUES-REALIZED		1983 PROPERTY TAX	
GENERAL GOVERNMENT				STATE EQUALIZED TAX RATE	
Governing Body & Public Boards		1983 Property Taxes Collected	507,919.83	Local District School Taxes .99	204,659.80
Municipal Clerk		1983 Payments in Lieu of Taxes		Regional & Consolidated School Tax .73	149,824.59
Financial Administration	9,371.00	Delinquent Tax & Lien Collections	117,124.47	School Taxes in Municipal Budget	
Assessment of Taxes	2,460.00	Business Personalty Replacement Taxes	5,739.52	County Taxes 1.07	* 220,247.73
Collection of Taxes	7,400.00	Taxes from Public Utilities	105,192.00	County Library Taxes .02	4,870.74
Planning, Housing & Development	3,400.00	Other Miscellaneous Tax Revenues		Local Municipal Purpose Taxes .37	76,742.32
Human Resources		State Aid Revenues	10,278.76	Veteran & Senior Citizen Taxes	14,150.00
Elections	1,647.00	Federal Aid Revenues		Total Taxes for Rate Computation 3.18	670,495.18
General Administration (other)	46,294.00	State and Local Fiscal Assistance Act Utilized	9,532.00	Special District Taxes	
JUDICIARY		Sale of Acquired Property		Bank Corp. Taxes	
Municipal Courts	6,767.00	Other Miscellaneous Revenues	56,294.40	Added and Omitted Taxes	2,671.38
PUBLIC SAFETY		Total	812,080.98	Total Taxes Levied - ABSTRACT	659,016.56
Fire Protection	8,150.00	Prior Years Surplus Appropriated	30,000.00	Total Taxes Billed	659,016.56
Police Protection	49,050.00	REVENUES TOTAL	842,080.98	1983 TAXES COLLECTED	507,919.83
Civil Defense & Disaster Control	300.00	Reserve For Uncollected Taxes	168,935.58	1983 Taxes Cancelled, Abated or Adjusted	
Environmental Inspection & Control		CAPITAL OUTLAY TOTAL	1,657.50	Transfer to Tax Title Liens or Foreclosed	
Other Public Safety				Balance Outstanding Dec. 31, 1983	151,096.73
PUBLIC WORKS				PRIOR YEARS TAXES OUTSTANDING	
Streets and Drainage	17,140.00	Public Enterprises		Balance January 1, 1983	131,377.24
Sewers and Sewage Processing		Recreation—Culture		Collected in 1983	98,748.15
Garbage and Trash Disposal	25,178.54	Public Works	1,657.50	Cancelled, Abated or Adjusted 1983	
Public Buildings and Grounds	11,096.00	Buildings and Grounds		Transfers to Tax Title Liens or Foreclosed	18,538.99
Other Public Works	8,700.00	Library and Education		Balance December 31, 1983	14,090.10
HEALTH and WELFARE		Conservation		TAX TITLE LIENS OUTSTANDING	
Health Services Except Environmental	50.00	All Other		Balance January 1, 1983	61,705.50
Welfare-Public Assistance	1,096.00	CAPITAL DEBT AUTHORIZED, DECEMBER 31, 1983		Transfer From Taxes	20,401.12
Hospitals, Clinics, First Aid		ISSUED AND UNISSUED		Redeemed in 1983	18,376.32
Animal, Insect, & Rodent Control	4,300.00	School	583,056	Cancelled, Abated or Adjusted (1983)	
Other Welfare Services		Self-Liquidating		Transfers to Foreclosed Property	
RECREATION and CONSERVATION		Other	49,400	Balance December 31, 1983	63,730.30
Beaches and Boardwalks		Total	632,456	PROPERTY ACQUIRED BY DEED OR FORECLOSURE	
Parks, Playgrounds, Shade Trees				Balance January 1, 1983	119,539.76
Land Reclamation & Conservation				Transfers From Taxes or Liens	
Other Recreational Services	2,999.00			Sale for Cash (1983)	
EDUCATION (excluding schools)				Cancelled, Abated or Adjusted (1983)	
Libraries				Balance December 31, 1983	119,539.76
Other Educational Services	1,988.20	ISSUED AND OUTSTANDING		CURRENT FINANCES DECEMBER 31, 1983	
STATUTORY EXPENDITURES		School	569,695.08	ASSETS	
Pensions & F. I. C. A.	13,171.00	Self-Liquidating		Cash Dec. 31, 1983	209,128.38
Employee Fringe Benefits		Other		Taxes Receivable	165,186.83
Other Statutory Expenditures	1,640.00	Total	569,695.08	Tax Title Liens	63,730.30
CETA And Other Public Employment Programs		EQUALIZED VALUATION BASIS		Foreclosed Property	119,539.76
MUNICIPAL FUNCTIONS		FOR NET DEBT COMPUTATION	18,925,737	Emergencies & Other Deferred Charges	7,200.00
CAPITAL IMPROVEMENTS	*MEMO*	REAL PROPERTY VALUATIONS		State and Federal Aid Receivable	
DEBT SERVICE		Code Class # of Parcels % VAL'N		Other Receivables	2,536.25
Principal Payments		1 Vacant Land 496 15.74	2,392,350.00	Total	567,321.52
Interest Payments		2 Residential 392 78.65	11,952,920.00	LIABILITIES, RESERVES, AND SURPLUS	
		3 Farm		Cash Liabilities	138,688.59
		4a Commercial 18 4.55	691,104.00	Reserves for Receivables	350,993.14
		4b Industrial 2 .50	75,400.00	Surplus Dec. 31, 1983	77,639.79
		4c Apartments 2 .57	86,800.00	Total	567,321.52
		Total 910	15,198,574.00		
DEFERRED CHARGES	11,275.58	Land Area 1.72 Sq. Miles			
SCHOOL, COUNTY, SPECIAL DISTRICT TAXES	579,602.86	Net Valuation Taxable-Municipal	15,466,870		
RESERVE FOR UNCOLLECTED TAXES	168,935.58	Net Valuation Taxable-County	18,891,267		
EXPENDITURES	982,011.76	State Equalized Valuation	20,516,862		
TOTAL		State Equalization Ratio	75.06		

1406
Population 1980 1,433
Population 1983 1,501
S & P Rating
Moody Rating

General Tax Rate Per \$100. 3.81
State Equalized Tax Rate 2.33

CHESTER BOROUGH - MORRIS COUNTY
Form of Government:
Borough Council
Number of Members on Governing Body - 6

PER CAPITA:
Gross Debt 477.30
Net Debt 54.56
Debt Service 32.41
Total Tax Levy 1,135.02
Municipal Expenditures 567.92

PER CENT:
Gross Debt 1.09
Net Debt .12
Tax Levy Collected 93.17
Tax Levy Cancelled, Abated or Adjusted

EXPENDITURES		REVENUES-REALIZED		1983 PROPERTY TAX	
GENERAL GOVERNMENT				STATE EQUALIZED TAX RATE	
Governing Body & Public Boards		1983 Property Taxes Collected	1,587,164.99	Local District School Taxes 1.00	723,313.88
Municipal Clerk		1983 Payments in Lieu of Taxes		Regional & Consolidated School Tax .51	368,268.12
Financial Administration	14,480.00	Delinquent Tax & Lien Collections	119,620.82	School Taxes in Municipal Budget	
Assessment of Taxes	11,020.00	Business Personalty Replacement Taxes	34,837.56	County Taxes	.35 252,008.37
Collection of Taxes	11,250.00	Taxes from Public Utilities	103,656.00	County Library Taxes	
Planning, Housing & Development	16,880.00	Other Miscellaneous Tax Revenues		Local Municipal Purpose Taxes .48	350,014.46
Human Resources		State Aid Revenues	10,510.71	Veteran & Senior Citizen Taxes	8,950.00
Elections		Federal Aid Revenues		Total Taxes for Rate Computation 2.34	1,702,554.83
General Administration (other)	110,586.75	State and Local Fiscal Assistance Act Utilized	15,554.61	Special District Taxes	
JUDICIARY		Sale of Acquired Property		Bank Corp. Taxes	3,082.32
Municipal Courts	20,700.00	Other Miscellaneous Revenues	205,538.44	Added and Omitted Taxes	6,970.67
PUBLIC SAFETY		Total	2,076,883.13	Total Taxes Levied - ABSTRACT	1,703,657.82
Fire Protection	36,279.00	Prior Years Surplus Appropriated	110,000.00	Total Taxes Billed	1,703,506.29
Police Protection	223,063.00	REVENUES TOTAL	2,186,883.13	1983 TAXES COLLECTED	1,587,164.99
Civil Defense & Disaster Control		Reserve For Uncollected Taxes	135,865.56	1983 Taxes Cancelled, Abated or Adjusted	
Environmental Inspection & Control	9,850.00			Transfer to Tax Title Liens or Foreclosed	1,181.10
Other Public Safety		CAPITAL OUTLAY	TOTAL	Balance Outstanding Dec. 31, 1983	115,160.20
PUBLIC WORKS				PRIOR YEARS TAXES OUTSTANDING	
Streets and Drainage	62,460.00	Public Enterprises		Balance January 1, 1983	102,204.61
Sewers and Sewage Processing		Recreation—Culture		Collected in 1983	102,204.61
Garbage and Trash Disposal	4,000.00	Public Works	165,110.41	Cancelled, Abated or Adjusted 1983	
Public Buildings and Grounds	25,673.85	Buildings and Grounds	57,692.05	Transfers to Tax Title Liens or Foreclosed	
Other Public Works		Library and Education	2,760.00	Balance December 31, 1983	
HEALTH and WELFARE		Conservation		TAX TITLE LIENS OUTSTANDING	
Health Services Except Environmental	21,070.00	All Other		Balance January 1, 1983	18,510.24
Welfare-Public Assistance	1,445.00			Transfer From Taxes	1,181.10
Hospitals, Clinics, First Aid	150.00	CAPITAL DEBT AUTHORIZED, DECEMBER 31, 1983		Redeemed in 1983	17,416.21
Animal, Insect, & Rodent Control		ISSUED AND UNISSUED	GROSS DEBT	Cancelled, Abated or Adjusted (1983)	
Other Welfare Services		School	561,060	Transfers to Foreclosed Property	
RECREATION and CONSERVATION		Self-liquidating	155,370	Balance December 31, 1983	2,275.13
Beaches and Boardwalks		Other	81,892	PROPERTY ACQUIRED BY DEED OR	
Parks, Playgrounds, Shade Trees	3,500.00	Total	716,430	FORECLOSURE	
Land Reclamation & Conservation		ISSUED AND OUTSTANDING		Balance January 1, 1983	
Other Recreational Services	8,550.00	School	561,060.90	Transfers From Taxes or Liens	
EDUCATION (excluding schools)		Self-Liquidating	136,400.00	Sale for Cash (1983)	
Libraries	25,990.00	Other	697,460.90	Cancelled, Abated or Adjusted (1983)	
Other Educational Services		Total		Balance December 31, 1983	
STATUTORY EXPENDITURES		EQUALIZED VALUATION BASIS	65,870,968	CURRENT FINANCES DECEMBER 31, 1983	
Pensions & F. I. C. A.	36,213.03	FOR NET DEBT COMPUTATION		ASSETS	
Employee Fringe Benefits	17,350.00	REAL PROPERTY VALUATIONS		Cash Dec. 31, 1983	243,201.87
Other Statutory Expenditures	2,000.00	Code Class # of Parcels % VAL'N	ASSESSED VALUATION	Taxes Receivable	115,160.20
CETA And Other Public Employment Programs	662,510.63	1 Vacant Land 41 2.18	954,600.00	Tax Title Liens	2,275.13
MUNICIPAL FUNCTIONS		2 Residential 355 49.22	21,504,500.00	Foreclosed Property	
CAPITAL IMPROVEMENTS	*MEMO*	3 Farm 23 1.49	651,800.00	Emergencies & Other Deferred Charges	17,378.22
DEBT SERVICE		4a Commercial 89 46.76	20,428,000.00	State and Federal Aid Receivable	
Principal Payments	41,000.00	4b Industrial		Other Receivables	
Interest Payments	7,643.46	4c Apartments 2 .35	152,500.00	Total	378,015.42
		Total 510	43,691,400.00	LIABILITIES, RESERVES, AND SURPLUS	
DEFERRED CHARGES		Land Area 1.60 Sq. Miles		Cash Liabilities	88,120.12
SCHOOL, COUNTY, SPECIAL DISTRICT TAXES	1,343,590.37	Net Valuation Taxable-Municipal	44,528,494	Reserves for Receivables	117,435.33
RESERVE FOR UNCOLLECTED TAXES	135,865.56	Net Valuation Taxable-County	70,180,924	Surplus Dec. 31, 1983	172,459.97
EXPENDITURES	TOTAL	State Equalized Valuation	72,135,071	Total	378,015.42
	2,196,043.36	State Equalization Ratio	61.28		

1407
 Population 1980 5,198
 Population 1983 5,289
 S & P Rating
 Moody Rating

General Tax Rate Per \$100. 2.32
 State Equalized Tax Rate 2.37

CHESTER TOWNSHIP – MORRIS COUNTY
Form of Government:
Small Municipality Plan C (OMCL 50)
Number of Members on Governing Body – 5

PER CAPITA:
 Gross Debt 1,638.44
 Net Debt 728.58
 Debt Service 49.32
 Total Tax Levy 1,041.16
 Municipal Expenditures 449.14

PER CENT:
 Gross Debt 4.10
 Net Debt 1.82
 Tax Levy Collected 94.32
 Tax Levy Cancelled, Abated or Adjusted 1.71

EXPENDITURES		REVENUES-REALIZED		1983 PROPERTY TAX	
GENERAL GOVERNMENT				STATE EQUALIZED TAX RATE	
Governing Body & Public Boards		1983 Property Taxes Collected	5,254,712.82	Local District School Taxes	1.00 2,280,771.33
Municipal Clerk		1983 Payments in Lieu of Taxes		Regional & Consolidated School Tax	.67 1,519,253.95
Financial Administration	30,286.00	Delinquent Tax & Lien Collections	172,462.55	School Taxes in Municipal Budget	
Assessment of Taxes	32,180.00	Business Personalty Replacement Taxes	49,409.64	County Taxes	.35 806,811.40
Collection of Taxes	21,170.00	Taxes from Public Utilities	714,917.00	County Library Taxes	
Planning, Housing & Development	35,538.00	Other Miscellaneous Tax Revenues		Local Municipal Purpose Taxes	.35 789,517.60
Human Resources		State Aid Revenues	35,607.97	Veteran & Senior Citizen Taxes	22,300.00
Elections		Federal Aid Revenues		Total Taxes for Rate Computation	2.37 5,418,654.28
General Administration (other)	236,226.00	State and Local Fiscal Assistance Act Utilized	43,546.14	Special District Taxes-	
JUDICIARY		Sale of Acquired Property		Bank Corp. Taxes	1,568.66
Municipal Courts	27,405.00	Other Miscellaneous Revenues	489,380.16	Added and Omitted Taxes	108,787.66
PUBLIC SAFETY		Total	6,760,036.28	Total Taxes Levied - ABSTRACT	5,506,710.60
Fire Protection	116,765.00	Prior Years Surplus Appropriated	525,000.00	Total Taxes Billed	5,571,133.06
Police Protection	433,964.00	REVENUES TOTAL	7,285,036.28	1983 TAXES COLLECTED	5,254,712.82
Civil Defense & Disaster Control	100.00	Reserve For Uncollected Taxes	268,988.18	1983 Taxes Cancelled, Abated or Adjusted	95,400.30
Environmental Inspection & Control	58,388.00	CAPITAL OUTLAY TOTAL	427,579.10	Transfer to Tax Title Liens or Foreclosed	10,363.44
Other Public Safety				Balance Outstanding Dec. 31, 1983	210,656.50
PUBLIC WORKS				PRIOR YEARS TAXES OUTSTANDING	
Streets and Drainage	384,927.14	Public Enterprises		Balance January 1, 1983	208,990.19
Sewers and Sewage Processing		Recreation—Culture	60,710.96	Collected in 1983	152,006.40
Garbage and Trash Disposal	8,000.00	Public Works	318,358.14	Cancelled, Abated or Adjusted 1983	
Public Buildings and Grounds	103,816.11	Buildings and Grounds	48,510.00	Transfers to Tax Title Liens or Foreclosed	3,074.40
Other Public Works		Library and Education		Balance December 31, 1983	53,909.39
HEALTH and WELFARE		Conservation		TAX TITLE LIENS OUTSTANDING	
Health Services Except Environmental	36,407.00	All Other		Balance January 1, 1983	37,325.82
Welfare-Public Assistance	810.00			Transfer From Taxes	14,075.93
Hospitals, Clinics, First Aid				Redeemed in 1983	20,456.15
Animal, Insect, & Rodent Control				Cancelled, Abated or Adjusted (1983)	
Other Welfare Services				Transfers to Foreclosed Property	
RECREATION and CONSERVATION				Balance December 31, 1983	30,945.60
Beaches and Boardwalks				PROPERTY ACQUIRED BY DEED OR	
Parks, Playgrounds, Shade Trees	6,000.00			FORECLOSURE	
Land Reclamation & Conservation	2,282.00			Balance January 1, 1983	17,500.00
Other Recreational Services	23,273.00			Transfers From Taxes or Liens	
EDUCATION (excluding schools)				Sale for Cash (1983)	
Libraries	96,250.00			Cancelled, Abated or Adjusted (1983)	
Other Educational Services				Balance December 31, 1983	17,500.00
STATUTORY EXPENDITURES				CURRENT FINANCES DECEMBER 31, 1983	
Pensions & F. I. C. A.	113,217.00			ASSETS	
Employee Fringe Benefits	35,810.00			Cash Dec. 31, 1983	962,588.05
Other Statutory Expenditures				Taxes Receivable	264,565.89
CETA And Other Public Employment Programs				Tax Title Liens	30,945.60
MUNICIPAL FUNCTIONS				Foreclosed Property	17,500.00
CAPITAL IMPROVEMENTS *MEMO*	10,000.00			Emergencies & Other Deferred Charges	36,600.00
DEBT SERVICE				State and Federal Aid Receivable	52,800.00
Principal Payments	12,500.00			Other Receivables	57,007.96
Interest Payments	248,329.20			Total	1,422,007.50
DEFERRED CHARGES				LIABILITIES, RESERVES, AND SURPLUS	
SCHOOL, COUNTY, SPECIAL DISTRICT TAXES	42,882.15			Cash Liabilities	319,628.28
RESERVE FOR UNCOLLECTED TAXES	4,606,836.68			Reserves for Receivables	370,019.45
EXPENDITURES TOTAL	6,982,350.46			Surplus Dec. 31, 1983	732,359.77
				Total	1,422,007.50

0307
Population 1980 3,867
Population 1983 4,073
S & P Rating
Moody Rating

General Tax Rate Per \$100. 2.11
State Equalized Tax Rate 2.20

CHESTERFIELD TWP. - BURLINGTON CO.
Form of Government:
Township Committee
Number of Members on Governing Body - 3

PER CAPITA:
Gross Debt 108.27
Net Debt 63.84
Debt Service
Total Tax Levy 356.40
Municipal Expenditures 157.79
PER CENT:
Gross Debt .78
Net Debt .46
Tax Levy Collected 96.49
Tax Levy Cancelled, Abated or Adjusted .17

EXPENDITURES		REVENUES-REALIZED		1983 PROPERTY TAX	
GENERAL GOVERNMENT				STATE EQUALIZED TAX RATE	
Governing Body & Public Boards		1983 Property Taxes Collected	1,398,184.52	Local District School Taxes .69	429,794.25
Municipal Clerk		1983 Payments in Lieu of Taxes		Regional & Consolidated School Tax .82	505,133.79
Financial Administration	13,800.00	Delinquent Tax & Lien Collections	58,440.48	School Taxes in Municipal Budget	
Assessment of Taxes	12,132.00	Business Personalty Replacement Taxes	35,731.88	County Taxes	352,680.95
Collection of Taxes	8,500.00	Taxes from Public Utilities	261,455.80	County Library Taxes	19,811.78
Planning, Housing & Development	39,835.00	Other Miscellaneous Tax Revenues		Local Municipal Purpose Taxes	56,002.50
Human Resources		State Aid Revenues	30,253.32	Veteran & Senior Citizen Taxes	22,500.00
Elections		Federal Aid Revenues		Total Taxes for Rate Computation 2.20	1,385,923.27
General Administration (other)	103,500.00	State and Local Fiscal Assistance Act Utilized	16,092.29	Special District Taxes	74,196.74
JUDICIARY		Sale of Acquired Property		Bank Corp. Taxes	3,013.52
Municipal Courts	25,050.00	Other Miscellaneous Revenues	148,280.67	Added and Omitted Taxes	10,974.91
PUBLIC SAFETY		Total	1,968,438.96	Total Taxes Levied - ABSTRACT	1,451,608.44
Fire Protection	2,590.00	Prior Years Surplus Appropriated	185,530.00	Total Taxes Billed	1,449,103.91
Police Protection	22,500.00	REVENUES TOTAL	2,153,968.96	1983 TAXES COLLECTED	1,398,184.52
Civil Defense & Disaster Control	350.00	Reserve For Uncollected Taxes	120,000.00	1983 Taxes Cancelled, Abated or Adjusted	2,497.38
Environmental Inspection & Control	8,000.00			Transfer to Tax Title Liens or Foreclosed	171.68
Other Public Safety		CAPITAL OUTLAY TOTAL	128,785.00	Balance Outstanding Dec. 31, 1983	48,250.33
PUBLIC WORKS				PRIOR YEARS TAXES OUTSTANDING	
Streets and Drainage	211,592.29	Public Enterprises		Balance January 1, 1983	58,596.85
Sewers and Sewage Processing	6,000.00	Recreation—Culture		Collected in 1983	58,440.48
Garbage and Trash Disposal		Public Works		Cancelled, Abated or Adjusted 1983	
Public Buildings and Grounds	24,400.00	Buildings and Grounds	128,785.00	Transfers to Tax Title Liens or Foreclosed	156.37
Other Public Works		Library and Education		Balance December 31, 1983	
HEALTH and WELFARE		Conservation		TAX TITLE LIENS OUTSTANDING	
Health Services Except Environmental	800.00	All Other		Balance January 1, 1983	
Welfare-Public Assistance	4,100.00			Transfer From Taxes	367.02
Hospitals, Clinics, First Aid		CAPITAL DEBT AUTHORIZED, DECEMBER 31, 1983		Redeemed in 1983	
Animal, Insect, & Rodent Control		ISSUED AND UNISSUED GROSS DEBT		Cancelled, Abated or Adjusted (1983)	
Other Welfare Services		School 180,972		Transfers to Foreclosed Property	
RECREATION and CONSERVATION		Self-Liquidating 260,000	260,000	Balance December 31, 1983	367.02
Beaches and Boardwalks		Other 440,972	260,000	PROPERTY ACQUIRED BY DEED OR	
Parks, Playgrounds, Shade Trees	3,350.00	Total	440,972	FORECLOSURE	
Land Reclamation & Conservation	4,400.00			Balance January 1, 1983	
Other Recreational Services	1,600.00	ISSUED AND OUTSTANDING		Transfers From Taxes or Liens	
EDUCATION (excluding schools)		School 180,972.07		Sale for Cash (1983)	
Libraries	6,200.00	Self-Liquidating 128,785.00		Cancelled, Abated or Adjusted (1983)	
Other Educational Services		Other 309,757.07		Balance December 31, 1983	
STATUTORY EXPENDITURES		Total	309,757.07	CURRENT FINANCES DECEMBER 31, 1983	
Pensions & F. I. C. A.	16,999.71	EQUALIZED VALUATION BASIS		ASSETS	
Employee Fringe Benefits	5,000.00	FOR NET DEBT COMPUTATION	56,364,529	Cash Dec. 31, 1983	737,321.34
Other Statutory Expenditures	2,000.00	REAL PROPERTY VALUATIONS		Taxes Receivable	48,250.33
CETA And Other Public Employment Programs		Code Class # of Parcels % VAL'N		Tax Title Liens	367.02
MUNICIPAL FUNCTIONS TOTAL	522,699.00	1 Vacant Land 69 1.63	1,029,200.00	Foreclosed Property	
CAPITAL IMPROVEMENTS *MEMO*	65,000.00	2 Residential 528 59.96	37,876,200.00	Emergencies & Other Deferred Charges	
DEBT SERVICE		3 Farm 388 26.62	16,816,500.00	State and Federal Aid Receivable	195.64
Principal Payments		4a Commercial 68 11.79	7,445,300.00	Other Receivables	30,332.15
Interest Payments		4b Industrial		Total	816,466.48
DEFERRED CHARGES		4c Apartments		LIABILITIES, RESERVES, AND SURPLUS	
SCHOOL, COUNTY, SPECIAL DISTRICT TAXES	1,381,617.51	Total 1053	63,167,200.00	Cash Liabilities	369,561.03
RESERVE FOR UNCOLLECTED TAXES	120,000.00	Land Area 21.81 Sq. Miles		Reserves for Receivables	78,949.50
EXPENDITURES TOTAL	2,024,316.51	Net Valuation Taxable-Municipal	64,596,288	Surplus Dec. 31, 1983	367,955.95
		Net Valuation Taxable-County	59,279,849	Total	816,466.48
		State Equalized Valuation	61,980,468		
		State Equalization Ratio	104.32		

0308

Population 1980 **16,072**
 Population 1983 **15,943**
 S & P Rating
 Moody Rating **A1**

General Tax Rate Per \$100. **2.34**
 State Equalized Tax Rate **2.25**

CINNAMINSON TWP. - BURLINGTON CO.**Form of Government:****Township Committee****Number of Members on Governing Body - 5****PER CAPITA:**

Gross Debt **362.47**
 Net Debt **97.59**
 Debt Service **19.31**
 Total Tax Levy **600.60**
 Municipal Expenditures **213.99**

PER CENT:

Gross Debt **1.48**
 Net Debt **.40**
 Tax Levy Collected **97.39**
 Tax Levy Cancelled, Abated or Adjusted **.82**

EXPENDITURES		REVENUES-REALIZED		1983 PROPERTY TAX	
GENERAL GOVERNMENT				STATE EQUALIZED TAX RATE	
Governing Body & Public Boards		1983 Property Taxes Collected	9,317,834.86	Local District School Taxes	1.51
Municipal Clerk		1983 Payments in Lieu of Taxes		Regional & Consolidated School Tax	
Financial Administration	24,745.00	Delinquent Tax & Lien Collections	201,276.09	School Taxes in Municipal Budget	
Assessment of Taxes	16,003.00	Business Personalty Replacement Taxes	285,662.44	County Taxes	.59
Collection of Taxes	42,795.00	Taxes from Public Utilities	1,446,037.00	County Library Taxes	.03
Planning, Housing & Development	14,375.00	Other Miscellaneous Tax Revenues		Local Municipal Purpose Taxes	.11
Human Resources		State Aid Revenues	118,412.97	Veteran & Senior Citizen Taxes	
Elections		Federal Aid Revenues		Total Taxes for Rate Computation	2.24
General Administration (other)	331,316.00	State and Local Fiscal Assistance Act Utilized	74,342.27	Special District Taxes	
JUDICIARY		Sale of Acquired Property	4,000.00	Bank Corp. Taxes	
Municipal Courts	33,907.00	Other Miscellaneous Revenues	502,070.81	Added and Omitted Taxes	
PUBLIC SAFETY		Total	11,949,636.44	Total Taxes Levied - ABSTRACT	
Fire Protection	177,848.13	Prior Years Surplus Appropriated	450,000.00	Total Taxes Billed	
Police Protection	886,501.00	REVENUES	12,399,636.44	1983 TAXES COLLECTED	
Civil Defense & Disaster Control	2,000.00	Reserve For Uncollected Taxes	356,016.86	1983 Taxes Cancelled, Abated or Adjusted	
Environmental Inspection & Control	44,654.33	CAPITAL OUTLAY	424,279.00	Transfer to Tax Title Liens or Foreclosed	
Other Public Safety		Total		Balance Outstanding Dec. 31, 1983	
PUBLIC WORKS					
Streets and Drainage	676,596.00	Public Enterprises		PRIOR YEARS TAXES OUTSTANDING	
Sewers and Sewage Processing		Recreation—Culture	2,542.02	Balance January 1, 1983	
Garbage and Trash Disposal		Public Works	402,153.53	Collected in 1983	
Public Buildings and Grounds	88,900.00	Buildings and Grounds	19,583.45	Cancelled, Abated or Adjusted 1983	
Other Public Works		Library and Education		Transfers to Tax Title Liens or Foreclosed	
HEALTH and WELFARE		Conservation		Balance December 31, 1983	
Health Services Except Environmental	1,743.50	All Other		TAX TITLE LIENS OUTSTANDING	
Welfare-Public Assistance	4,325.00			Balance January 1, 1983	
Hospitals, Clinics, First Aid				Transfer From Taxes	
Animal, Insect, & Rodent Control				Redeemed in 1983	
Other Welfare Services				Cancelled, Abated or Adjusted (1983)	
RECREATION and CONSERVATION				Transfers to Foreclosed Property	
Beaches and Boardwalks				Balance December 31, 1983	
Parks, Playgrounds, Shade Trees	5,300.00			PROPERTY ACQUIRED BY DEED OR	
Land Reclamation & Conservation				FORECLOSURE	
Other Recreational Services	34,236.00			Balance January 1, 1983	
EDUCATION (excluding schools)				Transfers From Taxes or Liens	
Libraries	23,600.00			Sale for Cash (1983)	
Other Educational Services				Cancelled, Abated or Adjusted (1983)	
STATUTORY EXPENDITURES				Balance December 31, 1983	
Pensions & F. I. C. A.	201,419.04			CURRENT FINANCES DECEMBER 31, 1983	
Employee Fringe Benefits	99,856.00			ASSETS	
Other Statutory Expenditures	6,712.00			Cash Dec. 31, 1983	
CETA And Other Public Employment Programs				Taxes Receivable	
MUNICIPAL FUNCTIONS				Tax Title Liens	
CAPITAL IMPROVEMENTS	10,000.00			Foreclosed Property	
DEBT SERVICE				Emergencies & Other Deferred Charges	
Principal Payments	284,195.88			State and Federal Aid Receivable	
Interest Payments	23,625.00			Other Receivables	
DEFERRED CHARGES				Total	
SCHOOL, COUNTY, SPECIAL DISTRICT TAXES	31,000.00			LIABILITIES, RESERVES, AND SURPLUS	
RESERVE FOR UNCOLLECTED TAXES	9,060,126.07			Cash Liabilities	
EXPENDITURES	12,471,795.81			Reserves for Receivables	
				Surplus Dec. 31, 1983	
				Total	

2002
 Population 1980 **16,699**
 Population 1983 **16,540**
 S & P Rating
 Moody Rating **A1**

General Tax Rate Per \$100.
4.49
 State Equalized Tax Rate
2.36

CLARK TOWNSHIP – UNION COUNTY
Form of Government:
Mayor–Council Plan F (OMCL 50)
Number of Members on Governing Body – 7

PER CAPITA:		PER CENT:
Gross Debt	300.85	Gross Debt
Net Debt	174.27	Net Debt
Debt Service	24.98	Tax Levy Collected
Total Tax Levy	791.74	Tax Levy Cancelled, Abated
Municipal Expenditures	332.47	or Adjusted
		1.83

EXPENDITURES		REVENUES-REALIZED		1983 PROPERTY TAX	
GENERAL GOVERNMENT				STATE EQUALIZED TAX RATE	
Governing Body & Public Boards	21,220.00	1983 Property Taxes Collected	12,692,027.03	Local District School Taxes	.82 4,518,814.00
Municipal Clerk	81,702.00	1983 Payments in Lieu of Taxes		Regional & Consolidated School Tax	.69 3,827,588.30
Financial Administration		Delinquent Tax & Lien Collections	93,216.82	School Taxes in Municipal Budget	
Assessment of Taxes	234,383.00	Business Personalty Replacement Taxes	560,244.08	County Taxes	.52 2,843,566.41
Collection of Taxes	32,878.00	Taxes from Public Utilities	1,089,225.00	County Library Taxes	
Planning, Housing & Development	6,110.00	Other Miscellaneous Tax Revenues		Local Municipal Purpose Taxes	.33 1,831,307.02
Human Resources	2,500.00	State Aid Revenues	145,074.17	Veteran & Senior Citizen Taxes	
Elections	3,580.40	Federal Aid Revenues		Total Taxes for Rate Computation	2.36 13,206,825.73
General Administration (other)	463,753.00	State and Local Fiscal Assistance Act Utilized	75,862.27	Special District Taxes	
JUDICIARY		Sale of Acquired Property		Bank Corp. Taxes	31,829.40
Municipal Courts	57,503.60	Other Miscellaneous Revenues	805,525.00	Added and Omitted Taxes	42,254.32
PUBLIC SAFETY		Total	15,461,174.37	Total Taxes Levied - ABSTRACT	13,095,359.45
Fire Protection	204,184.00	Prior Years Surplus Appropriated	844,607.67	Total Taxes Billed	13,080,039.46
Police Protection	1,306,216.01	REVENUES	16,305,782.04	1983 TAXES COLLECTED	12,692,027.03
Civil Defense & Disaster Control	1,789.00	Reserve For Uncollected Taxes	508,000.00	1983 Taxes Cancelled, Abated or Adjusted	239,415.08
Environmental Inspection & Control	28,215.00			Transfer to Tax Title Liens or Foreclosed	
Other Public Safety		CAPITAL OUTLAY	382,636.09	Balance Outstanding Dec. 31, 1983	146,597.35
PUBLIC WORKS		TOTAL		PRIOR YEARS TAXES OUTSTANDING	
Streets and Drainage	547,811.00	Public Enterprises		Balance January 1, 1983	103,095.82
Sewers and Sewage Processing	496,090.00	Recreation—Culture	14,805.86	Collected in 1983	93,216.82
Garbage and Trash Disposal		Public Works	147,872.75	Cancelled, Abated or Adjusted 1983	
Public Buildings and Grounds	79,131.00	Buildings and Grounds	219,957.48	Transfers to Tax Title Liens or Foreclosed	
Other Public Works	89,277.00	Library and Education		Balance December 31, 1983	9,879.00
HEALTH and WELFARE		Conservation		TAX TITLE LIENS OUTSTANDING	
Health Services Except Environmental	31,667.00	All Other		Balance January 1, 1983	55,639.45
Welfare-Public Assistance	6,300.00			Transfer From Taxes	
Hospitals, Clinics, First Aid		CAPITAL DEBT AUTHORIZED, DECEMBER 31, 1983		Redeemed in 1983	
Animal, Insect, & Rodent Control	6,150.00	ISSUED AND UNISSUED		Cancelled, Abated or Adjusted (1983)	
Other Welfare Services		School	1,834,975	Transfers to Foreclosed Property	
RECREATION and CONSERVATION		Self-Liquidating	325,000	Balance December 31, 1983	55,639.45
Beaches and Boardwalks		Other	2,816,125	PROPERTY ACQUIRED BY DEED OR	
Parks, Playgrounds, Shade Trees	9,925.00	Total	4,976,100	FORECLOSURE	
Land Reclamation & Conservation				Balance January 1, 1983	35,575.00
Other Recreational Services	5,925.00	ISSUED AND OUTSTANDING		Transfers From Taxes or Liens	
EDUCATION (excluding schools)		School	1,834,975.22	Sale for Cash (1983)	
Libraries	141,500.00	Self-Liquidating	325,000.00	Cancelled, Abated or Adjusted (1983)	
Other Educational Services		Other	1,999,000.00	Balance December 31, 1983	35,575.00
STATUTORY EXPENDITURES		Total	4,158,975.22	CURRENT FINANCES DECEMBER 31, 1983	
Pensions & F. I. C. A.	301,607.00	EQUALIZED VALUATION BASIS		ASSETS	
Employee Fringe Benefits	140,000.00	FOR NET DEBT COMPUTATION	516,365,985	Cash Dec. 31, 1983	1,086,884.50
Other Statutory Expenditures	8,285.00	REAL PROPERTY VALUATIONS		Taxes Receivable	158,476.35
CETA And Other Public Employment Programs		Code Class # of Parcels % VAL'N		Tax Title Liens	55,639.45
MUNICIPAL FUNCTIONS		1 Vacant Land 143 .84	2,441,500.00	Foreclosed Property	35,575.00
CAPITAL IMPROVEMENTS	4,307,702.01	2 Residential 4559 72.63	209,919,700.00	Emergencies & Other Deferred Charges	210,490.74
MEMO	12,000.00	3 Farm 5 .08	246,000.00	State and Federal Aid Receivable	
DEBT SERVICE		4a Commercial 123 9.76	28,211,400.00	Other Receivables	124,337.50
Principal Payments	255,000.00	4b Industrial 25 12.21	35,290,900.00	Total	1,671,403.54
Interest Payments	158,194.00	4c Apartments 9 4.47	12,910,800.00	LIABILITIES, RESERVES, AND SURPLUS	
		Total 4864	289,020,300.00	Cash Liabilities	600,924.06
DEFERRED CHARGES	270,157.48	Land Area 4.53 Sq. Miles		Reserves for Receivables	374,028.30
SCHOOL, COUNTY, SPECIAL DISTRICT TAXES	11,189,968.71	Net Valuation Taxable-Municipal	290,372,500	Surplus Dec. 31, 1983	696,451.18
RESERVE FOR UNCOLLECTED TAXES	508,000.00	Net Valuation Taxable-County	555,958,537	Total	1,671,403.54
EXPENDITURES	16,689,922.20	State Equalized Valuation	550,511,309		
TOTAL		State Equalization Ratio	52.63		

0801
 Population 1980 6,013
 Population 1983 6,082
 S & P Rating
 Moody Rating

General Tax Rate Per \$100. 3.84
 State Equalized Tax Rate 2.61

CLAYTON BOROUGH – GLOUCESTER CO.
Form of Government:
Borough Council
Number of Members on Governing Body – 6

PER CAPITA:
 Gross Debt 348.95
 Net Debt 106.43
 Debt Service 31.57
 Total Tax Levy 388.94
 Municipal Expenditures 273.71

PER CENT:
 Gross Debt 2.55
 Net Debt .78
 Tax Levy Collected 87.46
 Tax Levy Cancelled, Abated or Adjusted

EXPENDITURES		REVENUES-REALIZED		1983 PROPERTY TAX	
GENERAL GOVERNMENT				STATE EQUALIZED TAX RATE	
Governing Body & Public Boards	8,009.00	1983 Property Taxes Collected	2,065,707.08	Local District School Taxes	1.32 1,187,296.54
Municipal Clerk	13,722.00	1983 Payments in Lieu of Taxes		Regional & Consolidated School Tax	
Financial Administration	30,810.73	Delinquent Tax & Lien Collections	215,986.28	School Taxes in Municipal Budget	
Assessment of Taxes	17,288.00	Business Personalty Replacement Taxes	45,148.36	County Taxes	.59 534,136.57
Collection of Taxes	16,031.00	Taxes from Public Utilities	389,434.00	County Library Taxes	.02 14,686.48
Planning, Housing & Development	7,400.00	Other Miscellaneous Tax Revenues		Local Municipal Purpose Taxes	.68 610,000.00
Human Resources		State Aid Revenues	142,690.36	Veteran & Senior Citizen Taxes	62,697.00
Elections	3,033.68	Federal Aid Revenues		Total Taxes for Rate Computation	2.61 2,408,816.59
General Administration (other)	142,053.21	State and Local Fiscal Assistance Act Utilized	19,548.38	Special District Taxes	
JUDICIARY		Sale of Acquired Property		Bank Corp. Taxes	3,571.72
Municipal Courts	24,300.00	Other Miscellaneous Revenues	269,600.17	Added and Omitted Taxes	15,853.16
PUBLIC SAFETY		Total	3,148,114.63	Total Taxes Levied - ABSTRACT	2,365,544.47
Fire Protection	22,500.00	Prior Years Surplus Appropriated	243,271.41	Total Taxes Billed	2,361,972.75
Police Protection	433,966.86	REVENUES TOTAL	3,391,386.04	1983 TAXES COLLECTED	2,065,707.08
Civil Defense & Disaster Control	600.00	Reserve For Uncollected Taxes	281,400.00	1983 Taxes Cancelled, Abated or Adjusted	
Environmental Inspection & Control	19,991.50	CAPITAL OUTLAY TOTAL	591,653.22	Transfer to Tax Title Liens or Foreclosed	
Other Public Safety				Balance Outstanding Dec. 31, 1983	296,265.67
PUBLIC WORKS				PRIOR YEARS TAXES OUTSTANDING	
Streets and Drainage	149,460.00	Public Enterprises		Balance January 1, 1983	196,351.79
Sewers and Sewage Processing		Recreation—Culture	45.25	Collected in 1983	160,823.33
Garbage and Trash Disposal	101,400.00	Public Works		Cancelled, Abated or Adjusted 1983	
Public Buildings and Grounds	93,000.00	Buildings and Grounds	591,607.97	Transfers to Tax Title Liens or Foreclosed	
Other Public Works	5,000.00	Library and Education		Balance December 31, 1983	35,528.46
HEALTH and WELFARE		Conservation		TAX TITLE LIENS OUTSTANDING	
Health Services Except Environmental	1,700.00	All Other		Balance January 1, 1983	161,981.19
Welfare-Public Assistance	10,610.00	CAPITAL DEBT AUTHORIZED, DECEMBER 31, 1983		Transfer From Taxes	
Hospitals, Clinics, First Aid		ISSUED AND UNISSUED GROSS DEBT		Redeemed in 1983	55,162.95
Animal, Insect, & Rodent Control	5,700.00	School	414,000	Cancelled, Abated or Adjusted (1983)	
Other Welfare Services		Self-liquidating	1,061,000	Transfers to Foreclosed Property	
RECREATION and CONSERVATION		Other	647,300	Balance December 31, 1983	106,818.24
Beaches and Boardwalks		Total	2,122,300	PROPERTY ACQUIRED BY DEED OR FORECLOSURE	
Parks, Playgrounds, Shade Trees	10,000.00			Balance January 1, 1983	260,286.02
Land Reclamation & Conservation	750.00	ISSUED AND OUTSTANDING		Transfers From Taxes or Liens	
Other Recreational Services	29,981.22	School	400,000.00	Sale for Cash (1983)	24,804.52
EDUCATION (excluding schools)		Self-Liquidating	1,061,000.00	Cancelled, Abated or Adjusted (1983)	
Libraries		Other	597,000.00	Balance December 31, 1983	235,481.50
Other Educational Services		Total	2,058,000.00	CURRENT FINANCES DECEMBER 31, 1983	
STATUTORY EXPENDITURES		EQUALIZED VALUATION BASIS FOR NET DEBT COMPUTATION	83,298,848	ASSETS	
Pensions & F. I. C. A.	67,000.00	REAL PROPERTY VALUATIONS		Cash Dec. 31, 1983	735,381.11
Employee Fringe Benefits		Code Class # of Parcels % VAL'N		Taxes Receivable	331,794.13
Other Statutory Expenditures	6,069.31	1 Vacant Land 367 3.71	2,235,700.00	Tax Title Liens	106,818.24
CETA And Other Public Employment Programs		2 Residential 1667 70.55	42,466,100.00	Foreclosed Property	235,481.50
MUNICIPAL FUNCTIONS TOTAL	1,220,376.51	3 Farm 66 3.10	1,868,100.00	Emergencies & Other Deferred Charges	5,352.00
CAPITAL IMPROVEMENTS *MEMO*		4a Commercial 89 8.90	5,359,900.00	State and Federal Aid Receivable	23,710.75
DEBT SERVICE		4b Industrial 16 10.08	6,065,100.00	Other Receivables	15,510.29
Principal Payments	147,878.53	4c Apartments 7 3.65	2,195,100.00	Total	1,454,048.02
Interest Payments	44,100.69	Total 2212	60,190,000.00	LIABILITIES, RESERVES, AND SURPLUS	
DEFERRED CHARGES		Land Area 7.26 Sq. Miles		Cash Liabilities	216,235.96
SCHOOL, COUNTY, SPECIAL DISTRICT TAXES	1,736,119.59	Net Valuation Taxable-Municipal	61,191,316	Reserves for Receivables	689,604.16
RESERVE FOR UNCOLLECTED TAXES	281,400.00	Net Valuation Taxable-County	86,475,386	Surplus Dec. 31, 1983	548,207.90
EXPENDITURES TOTAL	3,431,241.66	State Equalized Valuation	89,634,253	Total	1,454,048.02
		State Equalization Ratio	67.91		

0411
Population 1980 5,764
Population 1983 5,893
S & P Rating
Moody Rating BAA1

General Tax Rate Per \$100. 4.42
State Equalized Tax Rate 3.37

CLEMENTON BOROUGH – CAMDEN CO.
Form of Government:
Borough Council
Number of Members on Governing Body – 6

PER CAPITA:
Gross Debt 517.77
Net Debt 165.76
Debt Service 9.57
Total Tax Levy 442.39
Municipal Expenditures 210.38

PER CENT:
Gross Debt 4.18
Net Debt 1.34
Tax Levy Collected 92.86
Tax Levy Cancelled, Abated or Adjusted

EXPENDITURES		REVENUES-REALIZED		1983 PROPERTY TAX	
GENERAL GOVERNMENT				STATE EQUALIZED TAX RATE	
Governing Body & Public Boards		1983 Property Taxes Collected	2,421,179.04	Local District School Taxes .82	630,652.50
Municipal Clerk	20,013.00	1983 Payments in Lieu of Taxes		Regional & Consolidated School Tax .76	587,725.04
Financial Administration	9,584.00	Delinquent Tax & Lien Collections	152,200.10	School Taxes in Municipal Budget	
Assessment of Taxes	31,240.00	Business Personalty Replacement Taxes	37,532.36	County Taxes 1.14	* 878,627.70
Collection of Taxes	3,210.00	Taxes from Public Utilities	249,764.00	County Library Taxes .02	19,335.27
Planning, Housing & Development		Other Miscellaneous Tax Revenues		Local Municipal Purpose Taxes .63	484,000.00
Human Resources	3,200.00	State Aid Revenues	86,530.63	Veteran & Senior Citizen Taxes	68,800.00
Elections	143,543.66	Federal Aid Revenues		Total Taxes for Rate Computation 3.37	2,669,140.51
General Administration (other)		State and Local Fiscal Assistance Act Utilized	25,448.66	Special District Taxes	
JUDICIARY		Sale of Acquired Property		Bank Corp. Taxes	694.38
Municipal Courts	21,206.24	Other Miscellaneous Revenues	136,721.87	Added and Omitted Taxes	5,987.65
PUBLIC SAFETY		Total	3,109,376.66	Total Taxes Levied - ABSTRACT	2,607,022.54
Fire Protection	23,715.00	Prior Years Surplus Appropriated	240,000.00	Total Taxes Billed	2,607,421.36
Police Protection	320,099.33	REVENUES TOTAL	3,349,376.66	1983 TAXES COLLECTED	2,421,179.04
Civil Defense & Disaster Control	450.00	Reserve For Uncollected Taxes	297,881.01	1983 Taxes Cancelled, Abated or Adjusted	
Environmental Inspection & Control	10,810.00	CAPITAL OUTLAY TOTAL	237,691.41	Transfer to Tax Title Liens or Foreclosed	
Other Public Safety				Balance Outstanding Dec. 31, 1983	186,242.32
PUBLIC WORKS				PRIOR YEARS TAXES OUTSTANDING	
Streets and Drainage	109,398.34	Public Enterprises	126,750.27	Balance January 1, 1983	182,372.54
Sewers and Sewage Processing		Recreation—Culture		Collected in 1983	142,737.28
Garbage and Trash Disposal	72,817.75	Public Works	110,941.14	Cancelled, Abated or Adjusted 1983	
Public Buildings and Grounds	15,200.00	Buildings and Grounds		Transfers to Tax Title Liens or Foreclosed	
Other Public Works		Library and Education		Balance December 31, 1983	39,635.26
HEALTH and WELFARE		Conservation		TAX TITLE LIENS OUTSTANDING	
Health Services Except Environmental	2,110.00	All Other		Balance January 1, 1983	78,829.28
Welfare-Public Assistance	1,550.00	CAPITAL DEBT AUTHORIZED, DECEMBER 31, 1983		Transfer From Taxes	
Hospitals, Clinics, First Aid		ISSUED AND UNISSUED GROSS DEBT		Redeemed in 1983	9,462.82
Animal, Insect, & Rodent Control		School 2,074,389		Cancelled, Abated or Adjusted (1983)	
Other Welfare Services		Self-liquidating 555,000	555,000	Transfers to Foreclosed Property	
RECREATION and CONSERVATION		Other 421,800	421,800	Balance December 31, 1983	69,366.46
Beaches and Boardwalks	200.00	Total 3,051,189	976,800	PROPERTY ACQUIRED BY DEED OR	
Parks, Playgrounds, Shade Trees	150.00			FORECLOSURE	
Land Reclamation & Conservation	780.00	ISSUED AND OUTSTANDING		Balance January 1, 1983	68,554.45
Other Recreational Services		School 2,022,847.06		Transfers From Taxes or Liens	
EDUCATION (excluding schools)		Self-Liquidating 550,000.00		Sale for Cash (1983)	
Libraries	7,325.00	Other 415,000.00		Cancelled, Abated or Adjusted (1983)	
Other Educational Services		Total 2,987,847.06		Balance December 31, 1983	68,554.45
STATUTORY EXPENDITURES		EQUALIZED VALUATION BASIS		CURRENT FINANCES DECEMBER 31, 1983	
Pensions & F. I. C. A.	49,236.33	FOR NET DEBT COMPUTATION	73,005,566	ASSETS	
Employee Fringe Benefits	28,603.31	REAL PROPERTY VALUATIONS		Cash Dec. 31, 1983	548,440.61
Other Statutory Expenditures	1,850.00	Code Class # of Parcels % VAL'N		Taxes Receivable	225,877.58
CETA And Other Public Employment Programs		1 Vacant Land 285 3.40		Tax Title Liens	69,366.46
MUNICIPAL FUNCTIONS TOTAL	876,291.96	2 Residential 1666 75.45		Foreclosed Property	68,554.45
CAPITAL IMPROVEMENTS *MEMO*	5,000.00	3 Farm		Emergencies & Other Deferred Charges	6,897.96
DEBT SERVICE		4a Commercial 67 15.77	9,130,700.00	State and Federal Aid Receivable	
Principal Payments	10,000.00	4b Industrial 2 .19	107,600.00	Other Receivables	1,560.67
Interest Payments	46,383.85	4c Apartments 7 5.19	3,003,600.00	Total	920,697.73
		Total 2027	57,884,930.00	LIABILITIES, RESERVES, AND SURPLUS	
DEFERRED CHARGES	9,206.99	Land Area 1.91 Sq. Miles		Cash Liabilities	106,812.71
SCHOOL, COUNTY, SPECIAL DISTRICT TAXES	2,116,340.51	Net Valuation Taxable-Municipal	58,895,932	Reserves for Receivables	365,359.16
RESERVE FOR UNCOLLECTED TAXES	297,881.01	Net Valuation Taxable-County	74,992,305	Surplus Dec. 31, 1983	448,525.86
EXPENDITURES TOTAL	3,356,104.32	State Equalized Valuation	77,025,355	Total	920,697.73
		State Equalization Ratio	76.15		

0206

Population 1980 **21,464**
 Population 1983 **21,135**
 S & P Rating
 Moody Rating **AAA**

General Tax Rate Per \$100. **3.66**
 State Equalized Tax Rate **1.81**

CLIFFSIDE PARK BOROUGH – BERGEN CO.

Form of Government:

Borough Council

Number of Members on Governing Body – 6

PER CAPITA:

Gross Debt **333.17**
 Net Debt **325.14**
 Debt Service **38.43**
 Total Tax Levy **587.95**
 Municipal Expenditures **318.94**

PER CENT:

Gross Debt **1.13**
 Net Debt **1.11**
 Tax Levy Collected **95.02**
 Tax Levy Cancelled, Abated or Adjusted **2.98**

EXPENDITURES		REVENUES-REALIZED		1983 PROPERTY TAX	
GENERAL GOVERNMENT				STATE EQUALIZED TAX RATE \rightarrow	
Governing Body & Public Boards	1,000.00	1983 Property Taxes Collected		Local District School Taxes	5,714,333.00
Municipal Clerk		11,794,604.96		Regional & Consolidated School Tax	
Financial Administration	23,000.00	1983 Payments in Lieu of Taxes		School Taxes in Municipal Budget	
Assessment of Taxes	175,503.00	Delinquent Tax & Lien Collections		County Taxes	2,327,270.10
Collection of Taxes	116,561.00	Business Personalty Replacement Taxes		County Library Taxes	
Planning, Housing & Development	48,760.00	Taxes from Public Utilities		Local Municipal Purpose Taxes	4,326,615.00
Human Resources		Other Miscellaneous Tax Revenues		Veteran & Senior Citizen Taxes	190,300.00
Elections		State Aid Revenues		Total Taxes for Rate Computation	12,558,518.10
General Administration (other)	542,403.00	Federal Aid Revenues		Special District Taxes	
JUDICIARY		State and Local Fiscal Assistance Act Utilized		Bank Corp. Taxes	16,805.97
Municipal Courts	55,875.00	Sale of Acquired Property		Added and Omitted Taxes	41,225.44
PUBLIC SAFETY		Other Miscellaneous Revenues		Total Taxes Levied - ABSTRACT	12,426,249.51
Fire Protection	523,830.00	Total		Total Taxes Billed	12,412,642.29
Police Protection	1,170,005.59	Prior Years Surplus Appropriated		1983 TAXES COLLECTED	11,794,604.96
Civil Defense & Disaster Control	1,100.00	REVENUES TOTAL		1983 Taxes Cancelled, Abated or Adjusted	369,513.60
Environmental Inspection & Control	31,095.00	Reserve For Uncollected Taxes		Transfer to Tax Title Liens or Foreclosed	9,025.56
Other Public Safety		CAPITAL OUTLAY TOTAL		Balance Outstanding Dec. 31, 1983	239,498.17
PUBLIC WORKS				PRIOR YEARS TAXES OUTSTANDING	
Streets and Drainage	467,848.00	Public Enterprises		Balance January 1, 1983	323,305.46
Sewers and Sewage Processing	612,292.95	Recreation—Culture		Collected in 1983	274,154.48
Garbage and Trash Disposal	305,955.00	Public Works		Cancelled, Abated or Adjusted 1983	43,129.54
Public Buildings and Grounds	69,338.00	Buildings and Grounds		Transfers to Tax Title Liens or Foreclosed	6,021.44
Other Public Works	91,000.00	Library and Education		Balance December 31, 1983	
HEALTH and WELFARE		Conservation		TAX TITLE LIENS OUTSTANDING	
Health Services Except Environmental	70,529.00	All Other		Balance January 1, 1983	14,770.72
Welfare-Public Assistance	30,397.00	CAPITAL DEBT AUTHORIZED, DECEMBER 31, 1983		Transfer From Taxes	15,763.54
Hospitals, Clinics, First Aid		ISSUED AND UNISSUED GROSS DEBT		Redeemed in 1983	12,190.78
Animal, Insect, & Rodent Control		SCHOOL		Cancelled, Abated or Adjusted (1983)	
Other Welfare Services		Self-liquidating		Transfers to Foreclosed Property	
RECREATION and CONSERVATION		Other		Balance December 31, 1983	18,343.48
Beaches and Boardwalks		Total		PROPERTY ACQUIRED BY DEED OR FORECLOSURE	
Parks, Playgrounds, Shade Trees	30,779.00	ISSUED AND OUTSTANDING		Balance January 1, 1983	31,661.78
Land Reclamation & Conservation		SCHOOL		Transfers From Taxes or Liens	
Other Recreational Services	48,159.00	Self-Liquidating		Sale for Cash (1983)	
EDUCATION (excluding schools)		Other		Cancelled, Abated or Adjusted (1983)	
Libraries	164,299.00	Total		Balance December 31, 1983	31,661.78
Other Educational Services		EQUALIZED VALUATION BASIS		CURRENT FINANCES DECEMBER 31, 1983	
STATUTORY EXPENDITURES		FOR NET DEBT COMPUTATION		ASSETS	
Pensions & F. I. C. A.	510,772.76	REAL PROPERTY VALUATIONS		Cash Dec. 31, 1983	1,582,258.38
Employee Fringe Benefits	210,283.00	Code Class # of Parcels % VAL'N		Taxes Receivable	239,498.17
Other Statutory Expenditures	20,000.00	1 Vacant Land 144 1.74		Tax Title Liens	18,343.48
CETA and Other Public Employment Programs		2 Residential 4824 76.84		Foreclosed Property	31,661.78
MUNICIPAL FUNCTIONS TOTAL	5,320,785.30	3 Farm		Emergencies & Other Deferred Charges	153,722.95
CAPITAL IMPROVEMENTS *MEMO*	1,000.00	4a Commercial 236 8.56		State and Federal Aid Receivable	1,861.87
DEBT SERVICE		4b Industrial 14 .77		Other Receivables	4,179.88
Principal Payments	55,000.00	4c Apartments 140 12.09		Total	2,031,526.51
Interest Payments	757,284.25	Total 5358		LIABILITIES, RESERVES, AND SURPLUS	
DEFERRED CHARGES	44,494.07	Land Area 1.00 Sq. Miles		Cash Liabilities	1,070,389.29
SCHOOL, COUNTY, SPECIAL DISTRICT TAXES	8,041,603.10	Net Valuation Taxable-Municipal		Reserves for Receivables	293,683.31
RESERVE FOR UNCOLLECTED TAXES	563,130.00	Net Valuation Taxable-County		Surplus Dec. 31, 1983	667,453.91
EXPENDITURES TOTAL	14,782,296.72	State Equalized Valuation		Total	2,031,526.51
		State Equalization Ratio			

1602

Population 1980 **74,388**
 Population 1983 **75,235**
 S & P Rating
 Moody Rating **AAA**

General Tax Rate Per \$100. **3.83**
 State Equalized Tax Rate **1.90**

CLIFTON CITY - PASSAIC COUNTY**Form of Government:****Council-Manager (1923)****Number of Members on Governing Body - 7****PER CAPITA:**

Gross Debt **388.63**
 Net Debt **342.86**
 Debt Service **44.04**
 Total Tax Levy **587.45**
 Municipal Expenditures **390.65**

PER CENT:

Gross Debt **1.34**
 Net Debt **1.18**
 Tax Levy Collected **97.28**
 Tax Levy Cancelled, Abated or Adjusted **.47**

EXPENDITURES		REVENUES-REALIZED		1983 PROPERTY TAX	
GENERAL GOVERNMENT				STATE EQUALIZED TAX RATE	
Governing Body & Public Boards	27,565.00	1983 Property Taxes Collected	42,927,238.26	Local District School Taxes	.81 18,643,457.00
Municipal Clerk	147,070.00	1983 Payments in Lieu of Taxes	92,842.15	Regional & Consolidated School Tax	
Financial Administration	212,705.00	Delinquent Tax & Lien Collections	1,007,051.16	School Taxes in Municipal Budget	.02 541,460.00
Assessment of Taxes	158,880.00	Business Personalty Replacement Taxes	3,161,018.36	County Taxes	.62 14,373,581.18
Collection of Taxes	166,065.00	Taxes from Public Utilities	5,958,248.00	County Library Taxes	
Planning, Housing & Development	51,620.00	Other Miscellaneous Tax Revenues		Local Municipal Purpose Taxes	.44 10,268,719.73
Human Resources	50.00	State Aid Revenues	690,758.45	Veteran & Senior Citizen Taxes	1,002,300.00
Elections	19,590.00	Federal Aid Revenues		Total Taxes for Rate Computation	1.89 44,829,517.91
General Administration (other)	1,849,977.32	State and Local Fiscal Assistance Act Utilized	525,143.63	Special District Taxes	
JUDICIARY		Sale of Acquired Property		Bank Corp. Taxes	177,065.82
Municipal Courts	221,656.00	Other Miscellaneous Revenues		Added and Omitted Taxes	192,442.52
PUBLIC SAFETY		Total	57,072,103.89	Total Taxes Levied - ABSTRACT	44,196,726.25
Fire Protection	4,025,688.00	Prior Years Surplus Appropriated	5,125,000.00	Total Taxes Billed	44,128,339.53
Police Protection	4,491,261.55	REVENUES TOTAL	62,197,103.89	1983 TAXES COLLECTED	42,927,238.26
Civil Defense & Disaster Control	9,153.00	Reserve For Uncollected Taxes	3,504,170.94	1983 Taxes Cancelled, Abated or Adjusted	206,769.76
Environmental Inspection & Control	172,655.00	CAPITAL OUTLAY TOTAL	3,749,033.12	Transfer to Tax Title Liens or Foreclosed	37,458.20
Other Public Safety	261,467.00			Balance Outstanding Dec. 31, 1983	956,873.31
PUBLIC WORKS		Public Enterprises		PRIOR YEARS TAXES OUTSTANDING	
Streets and Drainage	970,742.00	Recreation—Culture	25,463.54	Balance January 1, 1983	1,324,532.27
Sewers and Sewage Processing	3,669,723.00	Public Works	3,179,989.23	Collected in 1983	987,870.99
Garbage and Trash Disposal		Buildings and Grounds	142,578.72	Cancelled, Abated or Adjusted 1983	39,956.70
Public Buildings and Grounds	296,909.00	Library and Education	401,001.63	Transfers to Tax Title Liens or Foreclosed	
Other Public Works	382,493.00	Conservation		Balance December 31, 1983	296,704.58
HEALTH and WELFARE		All Other		TAX TITLE LIENS OUTSTANDING	
Health Services Except Environmental	412,776.00	CAPITAL DEBT AUTHORIZED, DECEMBER 31, 1983		Balance January 1, 1983	258,059.73
Welfare-Public Assistance	51,647.00	ISSUED AND UNISSUED GROSS DEBT		Transfer From Taxes	38,887.11
Hospitals, Clinics, First Aid		School	2,613,000	Redeemed in 1983	19,180.17
Animal, Insect, & Rodent Control	29,498.00	Self-liquidating	821,000	Cancelled, Abated or Adjusted (1983)	
Other Welfare Services		Other	25,804,939	Transfers to Foreclosed Property	
RECREATION and CONSERVATION		Total	29,238,939	Balance December 31, 1983	277,766.67
Beaches and Boardwalks	672,565.00	ISSUED AND OUTSTANDING		PROPERTY ACQUIRED BY DEED OR FORECLOSURE	
Parks, Playgrounds, Shade Trees	900.00	School	2,613,000.00	Balance January 1, 1983	38,624.00
Land Reclamation & Conservation		Self-Liquidating	821,000.00	Transfers From Taxes or Liens	
Other Recreational Services	55,847.00	Other	24,238,000.00	Sale for Cash (1983)	
EDUCATION (excluding schools)		Total	27,672,000.00	Cancelled, Abated or Adjusted (1983)	
Libraries	646,825.00	EQUALIZED VALUATION BASIS		Balance December 31, 1983	38,624.00
Other Educational Services		FOR NET DEBT COMPUTATION	2,185,717,327	CURRENT FINANCES DECEMBER 31, 1983	
STATUTORY EXPENDITURES		REAL PROPERTY VALUATIONS		ASSETS	
Pensions & F. I. C. A.	2,379,777.00	Code Class # of Parcels % VAL'N	ASSESSED VALUATION	Cash Dec. 31, 1983	9,903,784.69
Employee Fringe Benefits	1,134,900.00	1 Vacant Land 521 .78	8,906,800.00	Taxes Receivable	1,253,577.80
Other Statutory Expenditures	26,000.00	2 Residential 19114 59.54	677,177,800.00	Tax Title Liens	277,766.67
CETA And Other Public Employment Programs	22,548,004.87	3 Farm 3	52,200.00	Foreclosed Property	38,624.00
MUNICIPAL FUNCTIONS TOTAL	22,548,004.87	4a Commercial 1152 15.88	180,604,300.00	Emergencies & Other Deferred Charges	26,300.00
CAPITAL IMPROVEMENTS *MEMO*	300,000.00	4b Industrial 305 19.70	224,030,200.00	State and Federal Aid Receivable	10,301.50
DEBT SERVICE		4c Apartments 97 4.10	46,668,000.00	Other Receivables	177,231.00
Principal Payments	1,665,000.00	Total 21192	1,137,439,300.00	Total	11,687,585.66
Interest Payments	1,648,487.65	Land Area 11.20 Sq. Miles		LIABILITIES, RESERVES, AND SURPLUS	
TYPE I SCHL DEBT *MEMO	541,458.90	Net Valuation Taxable-Municipal	1,147,127,000	Cash Liabilities	6,884,431.28
DEFERRED CHARGES	25,000.00	Net Valuation Taxable-County	2,395,108,684	Reserves for Receivables	1,747,199.47
SCHOOL, COUNTY, SPECIAL DISTRICT TAXES	33,558,498.18	State Equalized Valuation	2,298,418,902	Surplus Dec. 31, 1983	3,055,954.91
RESERVE FOR UNCOLLECTED TAXES	3,504,170.94	State Equalization Ratio	49.70	Total	11,687,585.66
EXPENDITURES TOTAL	62,949,161.64				

1981/3000

* ABOVE DEBT SERVICE INCLUDES TYPE I SCHOOL DEBT

1005

Population 1980 **1,910**
 Population 1983 **1,948**
 S & P Rating **AAA**
 Moody Rating **BAA1**

General Tax Rate Per \$100. **3.22**
 State Equalized Tax Rate **2.87**

CLINTON TOWN – HUNTERDON COUNTY
Form of Government:
Town Council
Number of Members on Governing Body – 7

PER CAPITA:
 Gross Debt **1,425.53**
 Net Debt **666.82**
 Debt Service **18.17**
 Total Tax Levy **923.49**
 Municipal Expenditures **385.64**

PER CENT:
 Gross Debt **4.74**
 Net Debt **2.22**
 Tax Levy Collected **95.92**
 Tax Levy Cancelled, Abated or Adjusted **.20**

EXPENDITURES		REVENUES-REALIZED		1983 PROPERTY TAX	
GENERAL GOVERNMENT				STATE EQUALIZED TAX RATE → .99	
Governing Body & Public Boards		1983 Property Taxes Collected	1,712,391.86	Local District School Taxes	610,296.37
Municipal Clerk		1983 Payments in Lieu of Taxes		Regional & Consolidated School Tax	511,338.33
Financial Administration	13,605.00	Delinquent Tax & Lien Collections	90,837.03	School Taxes in Municipal Budget	
Assessment of Taxes	5,850.00	Business Personalty Replacement Taxes	42,364.16	County Taxes	281,922.94
Collection of Taxes	7,285.00	Taxes from Public Utilities	78,729.00	County Library Taxes	16,896.48
Planning, Housing & Development	10,260.00	Other Miscellaneous Tax Revenues		Local Municipal Purpose Taxes	349,963.01
Human Resources		State Aid Revenues	14,109.18	Veteran & Senior Citizen Taxes	15,050.00
Elections		Federal Aid Revenues	13,655.00	Total Taxes for Rate Computation	2.88
General Administration (other)	59,466.78	State and Local Fiscal Assistance Act Utilized		Special District Taxes -	
JUDICIARY		Sale of Acquired Property	182,530.76	Bank Corp. Taxes	14,381.24
Municipal Courts	19,074.13	Other Miscellaneous Revenues	2,134,616.99	Added and Omitted Taxes	14,165.68
PUBLIC SAFETY		Total	2,234,616.99	Total Taxes Levied - ABSTRACT	1,798,964.05
Fire Protection	22,170.00	Prior Years Surplus Appropriated	100,000.00	Total Taxes Billed	1,785,165.04
Police Protection	169,716.00	REVENUES TOTAL	2,234,616.99	1983 TAXES COLLECTED	1,712,391.86
Civil Defense & Disaster Control	100.00	Reserve For Uncollected Taxes	135,044.01	1983 Taxes Cancelled, Abated or Adjusted	3,616.09
Environmental Inspection & Control	7,700.00	CAPITAL OUTLAY TOTAL	106,114.49	Transfer to Tax Title Liens or Foreclosed	80.50
Other Public Safety		Public Enterprises	29,813.55	PRIOR YEARS TAXES OUTSTANDING	
PUBLIC WORKS		Recreation—Culture		Balance January 1, 1983	90,847.89
Streets and Drainage	75,030.75	Public Works	71,076.36	Collected in 1983	90,837.03
Sewers and Sewage Processing	3,838.40	Buildings and Grounds	5,224.58	Cancelled, Abated or Adjusted 1983	10.86
Garbage and Trash Disposal	53,699.00	Library and Education		Transfers to Tax Title Liens or Foreclosed	
Public Buildings and Grounds	48,595.17	Conservation		Balance December 31, 1983	
Other Public Works	1,465.50	All Other		TAX TITLE LIENS OUTSTANDING	
HEALTH and WELFARE		CAPITAL DEBT AUTHORIZED, DECEMBER 31, 1983		Balance January 1, 1983	2,021.90
Health Services Except Environmental	2,060.00	ISSUED AND UNISSUED		Transfer From Taxes	80.50
Welfare-Public Assistance	4,530.00	School	357,481	Redeemed in 1983	
Hospitals, Clinics, First Aid		Self-liquidating	2,260,703	Cancelled, Abated or Adjusted (1983)	
Animal, Insect, & Rodent Control		Other	158,750	Transfers to Foreclosed Property	
Other Welfare Services		Total	2,776,934	Balance December 31, 1983	2,102.40
RECREATION and CONSERVATION		ISSUED AND OUTSTANDING		PROPERTY ACQUIRED BY DEED OR FORECLOSURE	
Beaches and Boardwalks	9,900.00	School	357,481.33	Balance January 1, 1983	
Parks, Playgrounds, Shade Trees	200.00	Self-Liquidating	2,147,000.00	Transfers From Taxes or Liens	
Land Reclamation & Conservation	6,500.00	Other	140,000.00	Sale for Cash (1983)	
Other Recreational Services		Total	2,644,481.33	Cancelled, Abated or Adjusted (1983)	
EDUCATION (excluding schools)		EQUALIZED VALUATION BASIS		Balance December 31, 1983	
Libraries	1,000.00	FOR NET DEBT COMPUTATION	58,530,269	CURRENT FINANCES DECEMBER 31, 1983	
Other Educational Services	1,300.00	REAL PROPERTY VALUATIONS		ASSETS	
STATUTORY EXPENDITURES		Code Class # of Parcels % VAL'N		Cash Dec. 31, 1983	452,454.04
Pensions & F. I. C. A.	25,030.38	1 Vacant Land 65 3.47	1,886,550.00	Taxes Receivable	69,076.59
Employee Fringe Benefits	8,963.53	2 Residential 512 65.33	35,477,900.00	Tax Title Liens	2,102.40
Other Statutory Expenditures	2,000.00	3 Farm 11 .68	370,600.00	Foreclosed Property	
CETA And Other Public Employment Programs		4a Commercial 105 26.52	14,399,100.00	Emergencies & Other Deferred Charges	2,700.00
MUNICIPAL FUNCTIONS		4b Industrial 4 4.00	2,170,900.00	State and Federal Aid Receivable	
CAPITAL IMPROVEMENTS *MEMO*	40,300.00	4c Apartments 697	54,305,050.00	Other Receivables	6,593.34
DEBT SERVICE		Total		Total	532,926.37
Principal Payments	20,000.00	Land Area 1.30 Sq. Miles		LIABILITIES, RESERVES, AND SURPLUS	
Interest Payments	15,400.00	Net Valuation Taxable-Municipal	54,999,980	Cash Liabilities	69,354.19
DEFERRED CHARGES		Net Valuation Taxable-County	61,693,342	Reserves for Receivables	77,772.33
SCHOOL, COUNTY, SPECIAL DISTRICT TAXES	1,420,454.12	State Equalized Valuation	61,522,204	Surplus Dec. 31, 1983	385,799.85
RESERVE FOR UNCOLLECTED TAXES	135,044.01	State Equalization Ratio	89.28	Total	532,926.37
EXPENDITURES TOTAL	2,171,687.77				

1006
Population 1980 7,345
Population 1983 8,504
S & P Rating
Moody Rating AAA

General Tax Rate Per \$100.
1.93
State Equalized Tax Rate
2.03

CLINTON TOWNSHIP – HUNTERDON CO.
Form of Government:
Small Municipality Plan C (OMCL 50)
Number of Members on Governing Body – 5

PER CAPITA:
Gross Debt 323.99
Net Debt 155.22
Debt Service 46.43
Total Tax Levy 839.77
Municipal Expenditures 279.41
PER CENT:
Gross Debt .98
Net Debt .47
Tax Levy Collected 94.77
Tax Levy Cancelled, Abated or Adjusted 1.19

EXPENDITURES		REVENUES-REALIZED		1983 PROPERTY TAX	
GENERAL GOVERNMENT				STATE EQUALIZED TAX RATE →	
Governing Body & Public Boards		1983 Property Taxes Collected	6,773,311.82	Local District School Taxes .76	2,602,158.00
Municipal Clerk	26,800.00	1983 Payments in Lieu of Taxes		Regional & Consolidated School Tax .63	2,156,779.78
Financial Administration	25,080.00	Delinquent Tax & Lien Collections	268,909.26	School Taxes in Municipal Budget	
Assessment of Taxes	41,727.74	Business Personalty Replacement Taxes	100,233.04	County Taxes .46	1,572,992.05
Collection of Taxes	31,370.00	Taxes from Public Utilities	414,653.00	County Library Taxes .03	94,258.25
Planning, Housing & Development	90,822.51	Other Miscellaneous Tax Revenues		Local Municipal Purpose Taxes .15	502,285.63
Human Resources		State Aid Revenues	46,663.34	Veteran & Senior Citizen Taxes	55,150.00
Elections		Federal Aid Revenues		Total Taxes for Rate Computation 2.03	6,983,623.71
General Administration (other)	179,175.04	State and Local Fiscal Assistance Act Utilized	34,348.20	Special District Taxes	
JUDICIARY		Sale of Acquired Property		Bank Corp. Taxes	2,675.32
Municipal Courts	39,000.00	Other Miscellaneous Revenues	587,520.60	Added and Omitted Taxes	210,281.51
PUBLIC SAFETY		Total	8,225,639.26	Total Taxes Levied - ABSTRACT	7,141,430.54
Fire Protection	68,499.90	Prior Years Surplus Appropriated	700,000.00	Total Taxes Billed	7,147,142.40
Police Protection	363,080.00	REVENUES TOTAL	8,925,639.26	1983 TAXES COLLECTED	6,773,311.82
Civil Defense & Disaster Control	500.00	Reserve For Uncollected Taxes	505,678.89	1983 Taxes Cancelled, Abated or Adjusted	85,335.37
Environmental Inspection & Control	48,016.00			Transfer to Tax Title Liens or Foreclosed	22,402.19
Other Public Safety		CAPITAL OUTLAY	TOTAL	Balance Outstanding Dec. 31, 1983	266,093.02
PUBLIC WORKS				PRIOR YEARS TAXES OUTSTANDING	
Streets and Drainage	353,300.00	Public Enterprises		Balance January 1, 1983	266,870.03
Sewers and Sewage Processing		Recreation—Culture	146,384.99	Collected in 1983	243,590.10
Garbage and Trash Disposal	9,000.00	Public Works	24,856.25	Cancelled, Abated or Adjusted 1983	4,254.92
Public Buildings and Grounds	40,500.00	Buildings and Grounds		Transfers to Tax Title Liens or Foreclosed	11,311.00
Other Public Works		Library and Education		Balance December 31, 1983	7,714.01
HEALTH and WELFARE		Conservation		TAX TITLE LIENS OUTSTANDING	
Health Services Except Environmental	2,700.00	All Other		Balance January 1, 1983	102,181.27
Welfare-Public Assistance		CAPITAL DEBT AUTHORIZED, DECEMBER 31, 1983		Transfer From Taxes	35,618.76
Hospitals, Clinics, First Aid		ISSUED AND UNISSUED	GROSS DEBT	Redeemed in 1983	25,319.16
Animal, Insect, & Rodent Control	1,250.00	School	1,435,179	Cancelled, Abated or Adjusted (1983)	2,228.05
Other Welfare Services		Self-liquidating		Transfers to Foreclosed Property	
RECREATION and CONSERVATION		Other	1,320,000	Balance December 31, 1983	110,252.82
Beaches and Boardwalks		Total	2,755,179	PROPERTY ACQUIRED BY DEED OR FORECLOSURE	
Parks, Playgrounds, Shade Trees	12,225.00	ISSUED AND OUTSTANDING		Balance January 1, 1983	
Land Reclamation & Conservation	3,500.00	School	1,435,179.09	Transfers From Taxes or Liens	
Other Recreational Services		Self-Liquidating		Sale for Cash (1983)	
EDUCATION (excluding schools)		Other	1,272,500.00	Cancelled, Abated or Adjusted (1983)	
Libraries		Total	2,707,679.09	Balance December 31, 1983	
Other Educational Services		EQUALIZED VALUATION BASIS		CURRENT FINANCES DECEMBER 31, 1983	
STATUTORY EXPENDITURES		FOR NET DEBT COMPUTATION	282,375,425	ASSETS	
Pensions & F. I. C. A.	85,000.00	REAL PROPERTY VALUATIONS		Cash Dec. 31, 1983	3,734,577.69
Employee Fringe Benefits	37,000.00	Code Class # of Parcels % VAL'N	ASSESSED VALUATION	Taxes Receivable	273,807.03
Other Statutory Expenditures	5,000.00	1 Vacant Land 340 3.64	12,867,669.00	Tax Title Liens	110,252.82
CETA And Other Public Employment Programs		2 Residential 2012 55.48	196,357,050.00	Foreclosed Property	
MUNICIPAL FUNCTIONS	TOTAL	3 Farm 466 5.49	19,407,500.00	Emergencies & Other Deferred Charges	78,568.29
CAPITAL IMPROVEMENTS	*MEMO*	4a Commercial 93 32.12	113,660,050.00	State and Federal Aid Receivable	
DEBT SERVICE		4b Industrial 7 3.10	10,988,200.00	Other Receivables	62,024.68
Principal Payments	249,900.00	4c Apartments 3 .18	632,000.00	Total	4,259,230.51
Interest Payments	144,961.00	Total 2921	353,912,469.00	LIABILITIES, RESERVES, AND SURPLUS	
DEFERRED CHARGES		Land Area 30.06 Sq. Miles		Cash Liabilities	2,717,439.48
SCHOOL, COUNTY, SPECIAL DISTRICT TAXES	12,000.00	Net Valuation Taxable-Municipal	359,662,903	Reserves for Receivables	446,084.53
RESERVE FOR UNCOLLECTED TAXES	6,426,188.08	Net Valuation Taxable-County	345,385,395	Surplus Dec. 31, 1983	1,095,706.50
EXPENDITURES	TOTAL	State Equalized Valuation	342,715,938	Total	4,259,230.51
		State Equalization Ratio	105.03		

0207

Population 1980 **8,164**
 Population 1983 **8,133**
 S & P Rating **AAA**
 Moody Rating **AAA**

General Tax Rate Per \$100. **2.69**
 State Equalized Tax Rate **2.47**

CLOSTER BOROUGH – BERGEN COUNTY
Form of Government:
Borough Council
Number of Members on Governing Body – 6

PER CAPITA:
 Gross Debt **882.86**
 Net Debt **842.24**
 Debt Service **87.20**
 Total Tax Levy **1,040.94**
 Municipal Expenditures **468.05**

PER CENT:
 Gross Debt **2.30**
 Net Debt **2.19**
 Tax Levy Collected **97.95**
 Tax Levy Cancelled, Abated or Adjusted **.23**

EXPENDITURES		REVENUES-REALIZED		1983 PROPERTY TAX	
GENERAL GOVERNMENT				STATE EQUALIZED TAX RATE → .87	
Governing Body & Public Boards		1983 Property Taxes Collected	8,289,809.51	Local District School Taxes	2,970,452.90
Municipal Clerk	50,446.31	1983 Payments in Lieu of Taxes		Regional & Consolidated School Tax	2,357,894.91
Financial Administration	93,887.12	Delinquent Tax & Lien Collections	214,975.84	School Taxes in Municipal Budget	
Assessment of Taxes	15,345.44	Business Personalty Replacement Taxes	94,023.88	County Taxes	1,189,022.05
Collection of Taxes	3,800.00	Taxes from Public Utilities	1,049,558.00	County Library Taxes	
Planning, Housing & Development	32,569.26	Other Miscellaneous Tax Revenues		Local Municipal Purpose Taxes	1,908,478.63
Human Resources	2,580.00	State Aid Revenues	70,679.57	Veteran & Senior Citizen Taxes	76,600.00
Elections	1,225.34	Federal Aid Revenues		Total Taxes for Rate Computation	8,502,448.49
General Administration (other)	351,921.45	State and Local Fiscal Assistance Act Utilized	76,694.00	Special District Taxes	
JUDICIARY		Sale of Acquired Property		Bank Corp. Taxes	24,310.61
Municipal Courts	33,014.54	Other Miscellaneous Revenues	321,260.66	Added and Omitted Taxes	15,836.71
PUBLIC SAFETY		Total	10,117,001.46	Total Taxes Levied - ABSTRACT	8,465,995.81
Fire Protection	101,374.80	Prior Years Surplus Appropriated	100,000.00	Total Taxes Billed	8,463,361.93
Police Protection	770,600.00	REVENUES TOTAL	10,217,001.46	1983 TAXES COLLECTED	8,289,809.51
Civil Defense & Disaster Control		Reserve For Uncollected Taxes	253,010.00	1983 Taxes Cancelled, Abated or Adjusted	19,478.29
Environmental Inspection & Control	24,522.20	CAPITAL OUTLAY TOTAL	642,511.18	Transfer to Tax Title Liens or Foreclosed	1,140.56
Other Public Safety				Balance Outstanding Dec. 31, 1983	152,933.57
PUBLIC WORKS				PRIOR YEARS TAXES OUTSTANDING	
Streets and Drainage	286,377.63	Public Enterprises		Balance January 1, 1983	215,049.21
Sewers and Sewage Processing	215,720.80	Recreation—Culture		Collected in 1983	214,975.84
Garbage and Trash Disposal	242,371.00	Public Works	238,398.79	Cancelled, Abated or Adjusted 1983	73.37
Public Buildings and Grounds	17,000.00	Buildings and Grounds	404,112.39	Transfers to Tax Title Liens or Foreclosed	
Other Public Works	48,740.00	Library and Education		Balance December 31, 1983	
HEALTH and WELFARE		Conservation		TAX TITLE LIENS OUTSTANDING	
Health Services Except Environmental	49,908.12	All Other		Balance January 1, 1983	4,094.90
Welfare-Public Assistance	2,300.00	CAPITAL DEBT AUTHORIZED, DECEMBER 31, 1983		Transfer From Taxes	1,140.56
Hospitals, Clinics, First Aid		ISSUED AND UNISSUED GROSS DEBT		Redeemed in 1983	
Animal, Insect, & Rodent Control		School	330,349	Cancelled, Abated or Adjusted (1983)	
Other Welfare Services		Self-liquidating		Transfers to Foreclosed Property	
RECREATION and CONSERVATION		Other	6,849,975	Balance December 31, 1983	5,235.46
Beaches and Boardwalks		Total	7,180,324	PROPERTY ACQUIRED BY DEED OR FORECLOSURE	
Parks, Playgrounds, Shade Trees	9,052.00	ISSUED AND OUTSTANDING		Balance January 1, 1983	130,531.25
Land Reclamation & Conservation	372.19	School	330,349.34	Transfers From Taxes or Liens	
Other Recreational Services	40,919.10	Self-Liquidating		Sale for Cash (1983)	
EDUCATION (excluding schools)		Other	6,745,000.00	Cancelled, Abated or Adjusted (1983)	
Libraries	104,225.00	Total	7,075,349.34	Balance December 31, 1983	130,531.25
Other Educational Services		EQUALIZED VALUATION BASIS		CURRENT FINANCES DECEMBER 31, 1983	
STATUTORY EXPENDITURES		FOR NET DEBT COMPUTATION	312,165,317	ASSETS	
Pensions & F. I. C. A.	215,251.96	REAL PROPERTY VALUATIONS		Cash Dec. 31, 1983	609,228.01
Employee Fringe Benefits	100,236.99	Code Class # of Parcels % VAL'N		Taxes Receivable	152,933.57
Other Statutory Expenditures	13,316.50	1 Vacant Land 146 2.52	7,774,500.00	Tax Title Liens	5,235.46
CETA And Other Public Employment Programs		2 Residential 2491 84.84	261,968,200.00	Foreclosed Property	130,531.25
MUNICIPAL FUNCTIONS TOTAL	2,827,077.75	3 Farm 6 .16	494,200.00	Emergencies & Other Deferred Charges	66,812.00
CAPITAL IMPROVEMENTS *MEMO*	2,500.00	4a Commercial 100 10.57	32,648,000.00	State and Federal Aid Receivable	
DEBT SERVICE		4b Industrial 7 1.88	5,814,000.00	Other Receivables	21.00
Principal Payments	282,000.00	4c Apartments 1 .03	80,000.00	Total	964,761.29
Interest Payments	427,213.00	Total 2751	308,779,500.00	LIABILITIES, RESERVES, AND SURPLUS	
DEFERRED CHARGES	17,352.77	Land Area 3.17 Sq. Miles		Cash Liabilities	343,603.62
SCHOOL, COUNTY, SPECIAL DISTRICT TAXES	6,517,369.86	Net Valuation Taxable-Municipal	314,034,395	Reserves for Receivables	288,721.28
RESERVE FOR UNCOLLECTED TAXES	253,010.00	Net Valuation Taxable-County	322,310,262	Surplus Dec. 31, 1983	332,436.39
EXPENDITURES TOTAL	10,324,023.38	State Equalized Valuation	340,994,267	Total	964,761.29
		State Equalization Ratio	91.97		

0412
Population 1980 15,838
Population 1983 15,831
S & P Rating
Moody Rating AA

General Tax Rate Per \$100. 2.89
State Equalized Tax Rate 3.09

COLLINGSWOOD BOROUGH – CAMDEN CO.
Form of Government:
Commission (1911)
Number of Members on Governing Body – 3

PER CAPITA:
Gross Debt 236.12
Net Debt 119.97
Debt Service 9.54
Total Tax Levy 489.48
Principal Expenditures 201.31

PER CENT:
Gross Debt 1.62
Net Debt .82
Tax Levy Collected 94.96
Tax Levy Cancelled, Abated or Adjusted .71

EXPENDITURES		REVENUES-REALIZED		1983 PROPERTY TAX	
GENERAL GOVERNMENT				STATE EQUALIZED TAX RATE	
Governing Body & Public Boards				Local District School Taxes 1.32	3,315,504.01
Municipal Clerk				Regional & Consolidated School Tax	
Financial Administration	14,500.00	1983 Property Taxes Collected	7,351,007.13	School Taxes in Municipal Budget	
Assessment of Taxes	14,677.00	1983 Payments in Lieu of Taxes	323,598.08	County Taxes 1.11 *	2,789,146.16
Collection of Taxes	40,755.00	Delinquent Tax & Lien Collections	115,852.16	County Library Taxes	
Planning, Housing & Development	8,354.00	Business Personalty Replacement Taxes	659,704.00	Local Municipal Purpose Taxes .65	1,626,600.00
Human Resources	1,000.00	Taxes from Public Utilities	48,366.41	Veteran & Senior Citizen Taxes	189,550.00
Elections	7,600.00	Other Miscellaneous Tax Revenues	237,908.44	Total Taxes for Rate Computation 3.08	7,920,800.17
General Administration (other)	160,767.00	State Aid Revenues		Special District Taxes	
JUDICIARY		Federal Aid Revenues	60,054.00	Bank Corp. Taxes	14,416.95
Municipal Courts	55,822.00	State and Local Fiscal Assistance Act Utilized		Added and Omitted Taxes	3,360.86
PUBLIC SAFETY		Sale of Acquired Property	316,216.90	Total Taxes Levied - ABSTRACT	7,749,027.98
Fire Protection	262,449.00	Other Miscellaneous Revenues	9,112,707.12	Total Taxes Billed	7,741,386.36
Police Protection	782,709.00		Total	1983 TAXES COLLECTED	7,351,007.13
Civil Defense & Disaster Control	515.00	Prior Years Surplus Appropriated	200,000.00	1983 Taxes Cancelled, Abated or Adjusted	54,788.34
Environmental Inspection & Control	30,670.00	REVENUES TOTAL	9,312,707.12	Transfer to Tax Title Liens or Foreclosed	16,380.77
Other Public Safety		Reserve For Uncollected Taxes	404,532.00	Balance Outstanding Dec. 31, 1983	319,210.12
PUBLIC WORKS		CAPITAL OUTLAY TOTAL	105,002.20	PRIOR YEARS TAXES OUTSTANDING	
Streets and Drainage	393,018.41	Public Enterprises	91,211.02	Balance January 1, 1983	329,642.37
Sewers and Sewage Processing		Recreation—Culture		Collected in 1983	322,153.99
Garbage and Trash Disposal	210,000.00	Public Works	9,244.20	Cancelled, Abated or Adjusted 1983	225.00
Public Buildings and Grounds	28,407.00	Buildings and Grounds	4,546.98	Transfers to Tax Title Liens or Foreclosed	2,631.63
Other Public Works		Library and Education		Balance December 31, 1983	4,631.75
HEALTH and WELFARE		Conservation		TAX TITLE LIENS OUTSTANDING	
Health Services Except Environmental	225.00	All Other		Balance January 1, 1983	16,409.93
Welfare-Public Assistance	9,360.00	CAPITAL DEBT AUTHORIZED, DECEMBER 31, 1983		Transfer From Taxes	19,359.39
Hospitals, Clinics, First Aid		ISSUED AND UNISSUED GROSS DEBT		Redeemed in 1983	1,444.09
Animal, Insect, & Rodent Control	1,500.00	School 970,000		Cancelled, Abated or Adjusted (1983)	
Other Welfare Services		Self-liquidating 1,557,550	688,850	Transfers to Foreclosed Property	
RECREATION and CONSERVATION		Other 1,210,400	1,210,400	Balance December 31, 1983	34,325.23
Beaches and Boardwalks	65,589.00	Total 3,737,950	1,899,250	PROPERTY ACQUIRED BY DEED OR FORECLOSURE	
Parks, Playgrounds, Shade Trees	250.00	ISSUED AND OUTSTANDING		Balance January 1, 1983	3,250.00
Land Reclamation & Conservation	49,088.00	School 970,000.00		Transfers From Taxes or Liens	
Other Recreational Services		Self-Liquidating 1,230,150.00		Sale for Cash (1983)	
EDUCATION (excluding schools)		Other 1,055,000.00		Cancelled, Abated or Adjusted (1983)	
Libraries	142,778.00	Total 3,255,150.00		Balance December 31, 1983	3,250.00
Other Educational Services		EQUALIZED VALUATION BASIS		CURRENT FINANCES DECEMBER 31, 1983	
STATUTORY EXPENDITURES		FOR NET DEBT COMPUTATION	230,438,673	ASSETS	
Pensions & F. I. C. A.	229,500.00	REAL PROPERTY VALUATIONS		Cash Dec. 31, 1983	864,255.14
Employee Fringe Benefits	94,155.00	Code Class # of Parcels % VAL'N		Taxes Receivable	323,841.87
Other Statutory Expenditures	2,000.00	1 Vacant Land 161 .83	2,169,950.00	Tax Title Liens	34,325.23
CETA And Other Public Employment Programs		2 Residential 3930 74.27	193,835,900.00	Foreclosed Property	3,250.00
MUNICIPAL FUNCTIONS TOTAL	2,605,688.41	3 Farm		Emergencies & Other Deferred Charges	100,000.00
CAPITAL IMPROVEMENTS *MEMO*	160,000.00	4a Commercial 359 14.60	38,115,300.00	State and Federal Aid Receivable	55,066.41
DEBT SERVICE		4b Industrial		Other Receivables	8,825.30
Principal Payments	100,000.00	4c Apartments 41 10.30	26,877,900.00	Total	1,389,563.95
Interest Payments	51,010.00	Total 4491	260,999,050.00	LIABILITIES, RESERVES, AND SURPLUS	
DEFERRED CHARGES	25,700.00	Land Area 1.86 Sq. Miles		Cash Liabilities	388,749.00
SCHOOL, COUNTY, SPECIAL DISTRICT TAXES	6,104,650.17	Net Valuation Taxable-Municipal	267,761,047	Reserves for Receivables	370,242.40
RESERVE FOR UNCOLLECTED TAXES	404,532.00	Net Valuation Taxable-County	244,847,386	Surplus Dec. 31, 1983	630,572.55
EXPENDITURES TOTAL	9,291,580.58	State Equalized Valuation	251,188,903	Total	1,389,563.95
		State Equalization Ratio	106.78		

1309
Population 1980 7,888
Population 1983 7,999
S & P Rating
Moody Rating

General Tax Rate Per \$100.
2.45
State Equalized Tax Rate
2.02

COLTS NECK TOWNSHIP – MONMOUTH CO.
Form of Government:
Township Committee
Number of Members on Governing Body – 5

PER CAPITA:
Gross Debt 417.48
Net Debt 86.64
Debt Service 15.42
Total Tax Levy 838.52
Municipal Expenditures 284.29
PER CENT:
Gross Debt 1.10
Net Debt .23
Tax Levy Collected 97.09
Tax Levy Cancelled, Abated or Adjusted

EXPENDITURES		REVENUES-REALIZED		1983 PROPERTY TAX	
GENERAL GOVERNMENT				STATE EQUALIZED TAX RATE	
Governing Body & Public Boards		1983 Property Taxes Collected	6,507,455.39	Local District School Taxes .94	3,070,263.50
Municipal Clerk		1983 Payments in Lieu of Taxes	267,694.79	Regional & Consolidated School Tax .54	1,782,778.64
Financial Administration	15,700.00	Delinquent Tax & Lien Collections	62,268.72	School Taxes in Municipal Budget	
Assessment of Taxes	15,550.00	Business Personalty Replacement Taxes	1,107,014.00	County Taxes .52	1,693,929.39
Collection of Taxes	24,550.00	Taxes from Public Utilities		County Library Taxes .02	63,999.40
Planning, Housing & Development	35,685.00	Other Miscellaneous Tax Revenues		Local Municipal Purpose Taxes	
Human Resources		State Aid Revenues	42,740.58	Veteran & Senior Citizen Taxes	34,700.00
Elections	6,500.00	Federal Aid Revenues		Total Taxes for Rate Computation 2.02	6,645,670.93
General Administration (other)	326,100.00	State and Local Fiscal Assistance Act Utilized	25,333.00	Special District Taxes	
JUDICIARY		Sale of Acquired Property	589,453.68	Bank Corp. Taxes	4,732.51
Municipal Courts	61,710.00	Other Miscellaneous Revenues	8,602,560.16	Added and Omitted Taxes	91,602.70
PUBLIC SAFETY		Total	9,302,560.16	Total Taxes Levied - ABSTRACT	6,707,306.14
Fire Protection	120,950.00	Prior Years Surplus Appropriated	700,000.00	Total Taxes Billed	6,702,573.63
Police Protection	171,005.00	REVENUES TOTAL	9,302,560.16	1983 TAXES COLLECTED	6,507,455.39
Civil Defense & Disaster Control	150.00	Reserve For Uncollected Taxes	401,342.62	1983 Taxes Cancelled, Abated or Adjusted	
Environmental Inspection & Control	16,725.00			Transfer to Tax Title Liens or Foreclosed	
Other Public Safety		CAPITAL OUTLAY TOTAL	79,541.23	Balance Outstanding Dec. 31, 1983	195,118.24
PUBLIC WORKS				PRIOR YEARS TAXES OUTSTANDING	
Streets and Drainage	490,150.00	Public Enterprises		Balance January 1, 1983	252,705.19
Sewers and Sewage Processing		Recreation—Culture		Collected in 1983	246,630.89
Garbage and Trash Disposal		Public Works	75,168.23	Cancelled, Abated or Adjusted 1983	
Public Buildings and Grounds	57,300.00	Buildings and Grounds	4,373.00	Transfers to Tax Title Liens or Foreclosed	
Other Public Works		Library and Education		Balance December 31, 1983	6,074.30
HEALTH and WELFARE		Conservation		TAX TITLE LIENS OUTSTANDING	
Health Services Except Environmental	41,005.00	All Other		Balance January 1, 1983	77,393.51
Welfare-Public Assistance	8,750.00	CAPITAL DEBT AUTHORIZED, DECEMBER 31, 1983		Transfer From Taxes	
Hospitals, Clinics, First Aid		ISSUED AND UNISSUED		Redeemed in 1983	21,063.90
Animal, Insect, & Rodent Control		School	2,646,437	Cancelled, Abated or Adjusted (1983)	
Other Welfare Services		Self-liquidating	693,021	Transfers to Foreclosed Property	
RECREATION and CONSERVATION		Other	693,021	Balance December 31, 1983	56,329.61
Beaches and Boardwalks	13,785.00	Total	3,339,458	PROPERTY ACQUIRED BY DEED OR	
Parks, Playgrounds, Shade Trees	2,925.00	ISSUED AND OUTSTANDING		FORECLOSURE	
Land Reclamation & Conservation	119,360.00	School	2,646,437.55	Balance January 1, 1983	
Other Recreational Services		Self-liquidating	309,212.00	Transfers From Taxes or Liens	
EDUCATION (excluding schools)		Other	2,955,649.55	Sale for Cash (1983)	
Libraries	25,950.00	Total		Cancelled, Abated or Adjusted (1983)	
Other Educational Services		EQUALIZED VALUATION BASIS		Balance December 31, 1983	
STATUTORY EXPENDITURES		FOR NET DEBT COMPUTATION	302,636,730	CURRENT FINANCES DECEMBER 31, 1983	
Pensions & F. I. C. A.	59,000.00	REAL PROPERTY VALUATIONS		ASSETS	
Employee Fringe Benefits	6,300.00	Code Class # of Parcels % VAL'N		Cash Dec. 31, 1983	3,310,092.84
Other Statutory Expenditures		1 Vacant Land 147 1.85	4,939,100.00	Taxes Receivable	201,192.54
CETA And Other Public Employment Programs	1,619,150.00	2 Residential 1849 81.27	217,374,800.00	Tax Title Liens	56,329.61
MUNICIPAL FUNCTIONS TOTAL	15,000.00	3 Farm 512 10.77	28,817,200.00	Foreclosed Property	
CAPITAL IMPROVEMENTS *MEMO*		4a Commercial 60 6.11	16,356,300.00	Emergencies & Other Deferred Charges	352.44
DEBT SERVICE		4b Industrial		State and Federal Aid Receivable	
Principal Payments	89,333.00	4c Apartments		Other Receivables	
Interest Payments	34,017.75	Total 2568	267,487,400.00	Total	3,567,967.43
DEFERRED CHARGES	130,170.63	Land Area 31.70 Sq. Miles		LIABILITIES, RESERVES, AND SURPLUS	
SCHOOL, COUNTY, SPECIAL DISTRICT TAXES	6,610,970.93	Net Valuation Taxable-Municipal	270,360,695	Cash Liabilities	2,161,790.24
RESERVE FOR UNCOLLECTED TAXES	401,342.62	Net Valuation Taxable-County	313,065,040	Reserves for Receivables	257,522.15
EXPENDITURES TOTAL	8,884,984.93	State Equalized Valuation	326,668,719	Surplus Dec. 31, 1983	1,148,655.04
		State Equalization Ratio	82.61	Total	3,567,967.43

0602

Population 1980 4,674
 Population 1983 4,705
 S & P Rating
 Moody Rating

General Tax Rate Per \$100. 3.09
 State Equalized Tax Rate 2.59

COMMERCIAL TWP. - CUMBERLAND CO.
Form of Government:
Township Committee
Number of Members on Governing Body - 3

PER CAPITA:
 Gross Debt 184.27
 Net Debt 111.58
 Debt Service 6.03
 Total Tax Levy 293.81
 Municipal Expenditures 160.39

PER CENT:
 Gross Debt 2.08
 Net Debt 1.26
 Tax Levy Collected 86.55
 Tax Levy Cancelled, Abated or Adjusted

EXPENDITURES		REVENUES-REALIZED		1983 PROPERTY TAX	
GENERAL GOVERNMENT				STATE EQUALIZED TAX RATE	
Governing Body & Public Boards		1983 Property Taxes Collected	1,201,896.88	Local District School Taxes	1.24 586,144.00
Municipal Clerk		1983 Payments in Lieu of Taxes		Regional & Consolidated School Tax	
Financial Administration	25,650.00	Delinquent Tax & Lien Collections	199,070.47	School Taxes in Municipal Budget	
Assessment of Taxes	10,171.50	Business Personalty Replacement Taxes	39,467.64	County Taxes	1.14 * 538,655.45
Collection of Taxes	28,300.00	Taxes from Public Utilities	267,034.00	County Library Taxes	
Planning, Housing & Development	9,000.35	Other Miscellaneous Tax Revenues		Local Municipal Purpose Taxes	.20 94,819.64
Human Resources		State Aid Revenues	31,397.12	Veteran & Senior Citizen Taxes	106,950.00
Elections	2,425.00	Federal Aid Revenues		Total Taxes for Rate Computation	2.58 1,326,569.09
General Administration (other)	110,150.00	State and Local Fiscal Assistance Act Utilized	21,036.00	Special District Taxes	152,240.75
JUDICIARY		Sale of Acquired Property		Bank Corp. Taxes	1,146.81
Municipal Courts	19,900.00	Other Miscellaneous Revenues		Added and Omitted Taxes	9,353.45
PUBLIC SAFETY		Total	1,975,992.99	Total Taxes Levied - ABSTRACT	1,382,360.10
Fire Protection		Prior Years Surplus Appropriated	120,000.00	Total Taxes Billed	1,388,601.31
Police Protection	5,000.00	REVENUES TOTAL	2,095,992.99	1983 TAXES COLLECTED	1,201,896.88
Civil Defense & Disaster Control		Reserve For Uncollected Taxes	198,855.03	1983 Taxes Cancelled, Abated or Adjusted	
Environmental Inspection & Control	10,200.00	CAPITAL OUTLAY TOTAL	18,440.08	Transfer to Tax Title Liens or Foreclosed	38,639.92
Other Public Safety				Balance Outstanding Dec. 31, 1983	148,064.51
PUBLIC WORKS				PRIOR YEARS TAXES OUTSTANDING	
Streets and Drainage	121,404.39	Public Enterprises		Balance January 1, 1983	242,130.01
Sewers and Sewage Processing	8,526.91	Recreation—Culture		Collected in 1983	164,285.81
Garbage and Trash Disposal	37,150.00	Public Works	14,937.27	Cancelled, Abated or Adjusted 1983	
Public Buildings and Grounds	26,100.00	Buildings and Grounds	3,502.81	Transfers to Tax Title Liens or Foreclosed	54,830.43
Other Public Works		Library and Education		Balance December 31, 1983	23,013.77
HEALTH and WELFARE		Conservation		TAX TITLE LIENS OUTSTANDING	
Health Services Except Environmental		All Other		Balance January 1, 1983	57,764.98
Welfare-Public Assistance	16,200.00	CAPITAL DEBT AUTHORIZED, DECEMBER 31, 1983		Transfer From Taxes	98,834.62
Hospitals, Clinics, First Aid		ISSUED AND UNISSUED GROSS DEBT		Redeemed in 1983	34,784.66
Animal, Insect, & Rodent Control	19,834.80	School	342,000	Cancelled, Abated or Adjusted (1983)	
Other Welfare Services		Self-Liquidating		Transfers to Foreclosed Property	
RECREATION and CONSERVATION		Other	525,000	Balance December 31, 1983	121,814.94
Beaches and Boardwalks		Total	867,000	PROPERTY ACQUIRED BY DEED OR FORECLOSURE	
Parks, Playgrounds, Shade Trees	5,700.00	ISSUED AND OUTSTANDING		Balance January 1, 1983	326,030.00
Land Reclamation & Conservation		School	342,000.00	Transfers From Taxes or Liens	
Other Recreational Services		Self-Liquidating		Sale for Cash (1983)	500.00
EDUCATION (excluding schools)		Other	525,000.00	Cancelled, Abated or Adjusted (1983)	
Libraries		Total	867,000.00	Balance December 31, 1983	325,530.00
Other Educational Services		EQUALIZED VALUATION BASIS		CURRENT FINANCES DECEMBER 31, 1983	
STATUTORY EXPENDITURES		FOR NET DEBT COMPUTATION	41,739,873	ASSETS	
Pensions & F. I. C. A.	28,000.00	REAL PROPERTY VALUATIONS		Cash Dec. 31, 1983	536,181.89
Employee Fringe Benefits	11,000.00	Code Class # of Parcels % VAL'N		Taxes Receivable	171,078.28
Other Statutory Expenditures	6,500.00	1 Vacant Land 2425 15.55	5,854,392.00	Tax Title Liens	121,814.94
CETA And Other Public Employment Programs		2 Residential 1779 71.09	26,756,900.00	Foreclosed Property	325,530.00
MUNICIPAL FUNCTIONS TOTAL	501,212.95	3 Farm 134 2.77	1,043,295.00	Emergencies & Other Deferred Charges	44,450.42
CAPITAL IMPROVEMENTS *MEMO*		4a Commercial 72 2.93	1,104,250.00	State and Federal Aid Receivable	
DEBT SERVICE		4b Industrial 24 7.65	2,877,965.00	Other Receivables	40,301.81
Principal Payments	2,800.00	4c Apartments 1	200.00	Total	1,239,357.34
Interest Payments	25,559.83	Total 4435	37,637,002.00	LIABILITIES, RESERVES, AND SURPLUS	
DEFERRED CHARGES		Land Area 34.00 Sq. Miles		Cash Liabilities	289,680.46
SCHOOL, COUNTY, SPECIAL DISTRICT TAXES	26,221.34	Net Valuation Taxable-Municipal	39,562,280	Reserves for Receivables	658,725.03
RESERVE FOR UNCOLLECTED TAXES	1,277,040.20	Net Valuation Taxable-County	46,125,826	Surplus Dec. 31, 1983	290,951.85
EXPENDITURES TOTAL	2,031,689.35	State Equalized Valuation	46,806,151	Total	1,239,357.34
		State Equalization Ratio	83.86		

0106
 Population 1980 **254**
 Population 1983 **261**
 S & P Rating
 Moody Rating

General Tax Rate Per \$100. **3.39**
 State Equalized Tax Rate **1.48**

CORBIN CITY CITY – ATLANTIC COUNTY
Form of Government:
Special Charter (P.L. 1922 c. 56)
Number of Members on Governing Body – 3

PER CAPITA:
 Gross Debt **1,360.15**
 Net Debt
 Debt Service
 Total Tax Levy **528.00**
 Municipal Expenditures **549.32**

PER CENT:
 Gross Debt **4.53**
 Net Debt
 Tax Levy Collected **93.70**
 Tax Levy Cancelled, Abated or Adjusted

EXPENDITURES		REVENUES-REALIZED		1983 PROPERTY TAX	
GENERAL GOVERNMENT				STATE EQUALIZED TAX RATE → .79	
Governing Body & Public Boards		1983 Property Taxes Collected	129,208.98	Local District School Taxes	73,007.00
Municipal Clerk		1983 Payments in Lieu of Taxes	1,571.41	Regional & Consolidated School Tax	
Financial Administration	9,050.00	Delinquent Tax & Lien Collections	11,108.25	School Taxes in Municipal Budget	
Assessment of Taxes	4,700.00	Business Personalty Replacement Taxes	2,004.80	County Taxes	.39 * 35,949.17
Collection of Taxes	3,650.00	Taxes from Public Utilities	50,725.00	County Library Taxes	.02 1,894.13
Planning, Housing & Development	1,900.00	Other Miscellaneous Tax Revenues		Local Municipal Purpose Taxes	.28 26,200.00
Human Resources		State Aid Revenues	2,065.03	Veteran & Senior Citizen Taxes	9,250.00
Elections	300.00	Federal Aid Revenues		Total Taxes for Rate Computation	1.48 146,300.30
General Administration (other)	29,285.00	State and Local Fiscal Assistance Act Utilized	2,488.00	Special District Taxes	
JUDICIARY		Sale of Acquired Property	8,100.00	Bank Corp. Taxes	
Municipal Courts	7,300.00	Other Miscellaneous Revenues	27,159.08	Added and Omitted Taxes	758.24
PUBLIC SAFETY		Total	234,430.55	Total Taxes Levied - ABSTRACT	137,808.54
Fire Protection	500.00	Prior Years Surplus Appropriated	61,712.85	Total Taxes Billed	137,903.54
Police Protection	600.00	REVENUES TOTAL	296,143.40	1983 TAXES COLLECTED	129,208.98
Civil Defense & Disaster Control	100.00	Reserve For Uncollected Taxes	14,120.00	1983 Taxes Cancelled, Abated or Adjusted	
Environmental Inspection & Control				Transfer to Tax Title Liens or Foreclosed	189.84
Other Public Safety				Balance Outstanding Dec. 31, 1983	8,504.72
PUBLIC WORKS		CAPITAL OUTLAY TOTAL		PRIOR YEARS TAXES OUTSTANDING	
Streets and Drainage	44,680.43	Public Enterprises		Balance January 1, 1983	8,059.71
Sewers and Sewage Processing		Recreation—Culture		Collected in 1983	7,971.16
Garbage and Trash Disposal	4,139.00	Public Works		Cancelled, Abated or Adjusted 1983	
Public Buildings and Grounds	14,837.26	Buildings and Grounds		Transfers to Tax Title Liens or Foreclosed	88.55
Other Public Works		Library and Education		Balance December 31, 1983	
HEALTH and WELFARE		Conservation		TAX TITLE LIENS OUTSTANDING	
Health Services Except Environmental	360.00	All Other		Balance January 1, 1983	3,462.53
Welfare-Public Assistance	25.00			Transfer From Taxes	356.40
Hospitals, Clinics, First Aid		CAPITAL DEBT AUTHORIZED, DECEMBER 31, 1983		Redeemed in 1983	3,137.09
Animal, Insect, & Rodent Control	2,425.00	ISSUED AND UNISSUED GROSS DEBT		Cancelled, Abated or Adjusted (1983)	
Other Welfare Services		School	355,000	Transfers to Foreclosed Property	
RECREATION and CONSERVATION		Self-liquidating		Balance December 31, 1983	681.84
Beaches and Boardwalks		Other		PROPERTY ACQUIRED BY DEED OR	
Parks, Playgrounds, Shade Trees		Total	355,000	FORECLOSURE	
Land Reclamation & Conservation				Balance January 1, 1983	29,110.00
Other Recreational Services		ISSUED AND OUTSTANDING		Transfers From Taxes or Liens	
EDUCATION (excluding schools)		School		Sale for Cash (1983)	8,100.00
Libraries		Self-Liquidating		Cancelled, Abated or Adjusted (1983)	
Other Educational Services		Other		Balance December 31, 1983	21,010.00
STATUTORY EXPENDITURES		Total		CURRENT FINANCES DECEMBER 31, 1983	
Pensions & F. I. C. A.	4,700.00	EQUALIZED VALUATION BASIS		ASSETS	
Employee Fringe Benefits	600.00	FOR NET DEBT COMPUTATION	7,843,156	Cash Dec. 31, 1983	304,985.98
Other Statutory Expenditures	100.00	REAL PROPERTY VALUATIONS		Taxes Receivable	8,504.72
CETA And Other Public Employment Programs		Code Class # of Parcels % VAL'N		Tax Title Liens	681.84
MUNICIPAL FUNCTIONS TOTAL	129,251.69	1 Vacant Land 134 12.92	517,600.00	Foreclosed Property	21,010.00
CAPITAL IMPROVEMENTS *MEMO*	500.00	2 Residential 141 74.02	2,964,800.00	Emergencies & Other Deferred Charges	
DEBT SERVICE		3 Farm 7 3.37	134,800.00	State and Federal Aid Receivable	
Principal Payments		4a Commercial 6 9.70	388,400.00	Other Receivables	514.88
Interest Payments		4b Industrial		Total	335,697.42
		4c Apartments		LIABILITIES, RESERVES, AND SURPLUS	
		Total 288	4,005,600.00	Cash Liabilities	146,875.14
DEFERRED CHARGES		Land Area 8.30 Sq. Miles		Reserves for Receivables	30,711.44
SCHOOL, COUNTY, SPECIAL DISTRICT TAXES	110,850.30	Net Valuation Taxable-Municipal	4,045,584	Surplus Dec. 31, 1983	158,110.84
RESERVE FOR UNCOLLECTED TAXES	14,120.00	Net Valuation Taxable-County	7,627,588	Total	335,697.42
EXPENDITURES TOTAL	254,221.99	State Equalized Valuation	9,185,273		
		State Equalization Ratio	43.80		

1202

Population 1980 **1,927**
 Population 1983 **1,970**
 S & P Rating
 Moody Rating

General Tax Rate Per \$100. **2.64**
 State Equalized Tax Rate **1.69**

CRANBURY TOWNSHIP – MIDDLESEX CO.**Form of Government:****Township Committee****Number of Members on Governing Body – 3****PER CAPITA:**

Gross Debt **508.61**
 Net Debt **420.31**
 Debt Service **19.86**
 Total Tax Levy **1,340.67**
 Municipal Expenditures **682.55**

PER CENT:

Gross Debt **.66**
 Net Debt **.55**
 Tax Levy Collected **90.52**
 Tax Levy Cancelled, Abated or Adjusted **6.61**

EXPENDITURES		REVENUES-REALIZED		1983 PROPERTY TAX	
GENERAL GOVERNMENT				STATE EQUALIZED TAX RATE	
Governing Body & Public Boards		1983 Property Taxes Collected	2,381,478.59	Local District School Taxes .83	1,274,811.00
Municipal Clerk		1983 Payments in Lieu of Taxes		Regional & Consolidated School Tax	
Financial Administration	16,965.00	Delinquent Tax & Lien Collections	71,113.24	School Taxes in Municipal Budget	
Assessment of Taxes	44,467.00	Business Personalty Replacement Taxes	140,505.93	County Taxes .60	921,670.19
Collection of Taxes	9,790.00	Taxes from Public Utilities	315,300.00	County Library Taxes	
Planning, Housing & Development	70,660.00	Other Miscellaneous Tax Revenues		Local Municipal Purpose Taxes .26	390,481.00
Human Resources		State Aid Revenues	15,640.09	Veteran & Senior Citizen Taxes	15,200.00
Elections	1,000.00	Federal Aid Revenues		Total Taxes for Rate Computation 1.69	2,602,162.19
General Administration (other)	150,349.00	State and Local Fiscal Assistance Act Utilized	19,530.00	Special District Taxes	
JUDICIARY		Sale of Acquired Property		Bank Corp. Taxes	12,192.66
Municipal Courts	35,146.00	Other Miscellaneous Revenues	344,353.94	Added and Omitted Taxes	41,969.96
PUBLIC SAFETY		Total	3,287,921.79	Total Taxes Levied - ABSTRACT	2,641,124.81
Fire Protection	34,868.00	Prior Years Surplus Appropriated	330,000.00	Total Taxes Billed	2,630,788.78
Police Protection	263,725.00	REVENUES TOTAL	3,617,921.79	1983 TAXES COLLECTED	2,381,478.59
Civil Defense & Disaster Control	100.00	Reserve For Uncollected Taxes	250,000.00	1983 Taxes Cancelled, Abated or Adjusted	173,764.94
Environmental Inspection & Control	14,432.00			Transfer to Tax Title Liens or Foreclosed	361.68
Other Public Safety				Balance Outstanding Dec. 31, 1983	75,183.57
PUBLIC WORKS		CAPITAL OUTLAY TOTAL	10,955.87	PRIOR YEARS TAXES OUTSTANDING	
Streets and Drainage	126,902.00	Public Enterprises		Balance January 1, 1983	71,371.77
Sewers and Sewage Processing	53,400.00	Recreation—Culture		Collected in 1983	71,113.24
Garbage and Trash Disposal	1,550.00	Public Works	10,955.87	Cancelled, Abated or Adjusted 1983	
Public Buildings and Grounds	38,850.00	Buildings and Grounds		Transfers to Tax Title Liens or Foreclosed	34.30
Other Public Works		Library and Education		Balance December 31, 1983	-224.23
HEALTH and WELFARE		Conservation		TAX TITLE LIENS OUTSTANDING	
Health Services Except Environmental	4,562.00	All Other		Balance January 1, 1983	3,024.25
Welfare-Public Assistance	6,300.00			Transfer From Taxes	442.76
Hospitals, Clinics, First Aid	1,650.00			Redeemed in 1983	
Animal, Insect, & Rodent Control	6,700.00			Cancelled, Abated or Adjusted (1983)	
Other Welfare Services	1,500.00			Transfers to Foreclosed Property	
RECREATION and CONSERVATION				Balance December 31, 1983	3,467.01
Beaches and Boardwalks				PROPERTY ACQUIRED BY DEED OR	
Parks, Playgrounds, Shade Trees	35,100.00			FORECLOSURE	
Land Reclamation & Conservation	2,550.00			Balance January 1, 1983	
Other Recreational Services	300.00			Transfers From Taxes or Liens	
EDUCATION (excluding schools)				Sale for Cash (1983)	
Libraries	40,425.00			Cancelled, Abated or Adjusted (1983)	
Other Educational Services				Balance December 31, 1983	
STATUTORY EXPENDITURES				CURRENT FINANCES DECEMBER 31, 1983	
Pensions & F. I. C. A.	58,820.00			ASSETS	
Employee Fringe Benefits	29,000.00			Cash Dec. 31, 1983	644,790.05
Other Statutory Expenditures	4,400.00			Taxes Receivable	75,407.80
CETA And Other Public Employment Programs				Tax Title Liens	3,467.01
MUNICIPAL FUNCTIONS TOTAL	1,053,511.00			Foreclosed Property	
CAPITAL IMPROVEMENTS *MEMO*	50.00			Emergencies & Other Deferred Charges	6,100.00
DEBT SERVICE				State and Federal Aid Receivable	
Principal Payments	7,000.00			Other Receivables	19,205.20
Interest Payments	32,116.43			Total	748,970.06
DEFERRED CHARGES				LIABILITIES, RESERVES, AND SURPLUS	
SCHOOL, COUNTY, SPECIAL DISTRICT TAXES	2,196,481.19			Cash Liabilities	340,820.66
RESERVE FOR UNCOLLECTED TAXES	250,000.00			Reserves for Receivables	98,080.01
EXPENDITURES TOTAL	3,541,108.62			Surplus Dec. 31, 1983	310,069.39
				Total	748,970.06

2003
Population 1980 24,573
Population 1983 24,243
S & P Rating A+
Moody Rating AAA

General Tax Rate Per \$100. 4.52
State Equalized Tax Rate 2.58

CRANFORD TOWNSHIP – UNION COUNTY
Form of Government:
Township Committee
Number of Members on Governing Body – 5

PER CAPITA:
Gross Debt 653.50
Net Debt 295.57
Debt Service 39.40
Total Tax Levy 825.67
Municipal Expenditures 382.53
PER CENT:
Gross Debt 2.19
Net Debt .99
Tax Levy Collected 98.69
Tax Levy Cancelled, Abated or Adjusted .08

EXPENDITURES		REVENUES-REALIZED		1983 PROPERTY TAX	
GENERAL GOVERNMENT		1983 Property Taxes Collected		STATE EQUALIZED TAX RATE	
Governing Body & Public Boards			19,731,397.84	Local District School Taxes	1.50
Municipal Clerk		1983 Payments in Lieu of Taxes	55,098.14	Regional & Consolidated School Tax	
Financial Administration	106,349.00	Delinquent Tax & Lien Collections	276,722.83	School Taxes in Municipal Budget	
Assessment of Taxes	44,585.00	Business Personalty Replacement Taxes	385,464.00	County Taxes	.50
Collection of Taxes	58,641.00	Taxes from Public Utilities	2,209,162.00	County Library Taxes	
Planning, Housing & Development	31,189.00	Other Miscellaneous Tax Revenues	8,058.15	Local Municipal Purpose Taxes	.58
Human Resources		State Aid Revenues	233,564.55	Veteran & Senior Citizen Taxes	
Elections	6,080.00	Federal Aid Revenues		Total Taxes for Rate Computation	2.58
General Administration (other)	648,173.00	State and Local Fiscal Assistance Act Utilized	198,157.79	Special District Taxes	
JUDICIARY	101,680.00	Sale of Acquired Property		Bank Corp. Taxes	28,608.29
Municipal Courts		Other Miscellaneous Revenues	1,197,422.02	Added and Omitted Taxes	65,861.64
PUBLIC SAFETY		Total	24,295,047.32	Total Taxes Levied - ABSTRACT	20,016,826.52
Fire Protection	1,089,709.00	Prior Years Surplus Appropriated	916,471.00	Total Taxes Billed	19,992,619.42
Police Protection	1,715,677.00	REVENUES	25,211,518.32	1983 TAXES COLLECTED	19,731,397.84
Civil Defense & Disaster Control	3,129.00	Reserve For Uncollected Taxes	724,612.40	1983 Taxes Cancelled, Abated or Adjusted	15,033.52
Environmental Inspection & Control	66,235.70	CAPITAL OUTLAY	856,090.84	Transfer to Tax Title Liens or Foreclosed	24,325.22
Other Public Safety		TOTAL	856,090.84	Balance Outstanding Dec. 31, 1983	221,862.84
PUBLIC WORKS				PRIOR YEARS TAXES OUTSTANDING	
Streets and Drainage	854,964.00	Public Enterprises	1,248.55	Balance January 1, 1983	418,416.30
Sewers and Sewage Processing	766,545.00	Recreation—Culture	32,498.59	Collected in 1983	244,943.48
Garbage and Trash Disposal		Public Works	301,907.35	Cancelled, Abated or Adjusted 1983	157,696.10
Public Buildings and Grounds	276,998.00	Buildings and Grounds	491,567.09	Transfers to Tax Title Liens or Foreclosed	15,459.99
Other Public Works	100,500.00	Library and Education	28,869.26	Balance December 31, 1983	316.73
HEALTH and WELFARE		Conservation		TAX TITLE LIENS OUTSTANDING	
Health Services Except Environmental	88,078.00	All Other		Balance January 1, 1983	74,588.83
Welfare-Public Assistance	22,360.00	CAPITAL DEBT AUTHORIZED, DECEMBER 31, 1983		Transfer From Taxes	41,348.12
Hospitals, Clinics, First Aid		ISSUED AND UNISSUED	GROSS DEBT	Redeemed in 1983	31,779.35
Animal, Insect, & Rodent Control	5,000.00	School	5,644,000	Cancelled, Abated or Adjusted (1983)	1,074.41
Other Welfare Services		Self-Liquidating	1,571,000	Transfers to Foreclosed Property	1,462.02
RECREATION and CONSERVATION		Other	8,627,859	Balance December 31, 1983	81,621.17
Beaches and Boardwalks		Total	15,842,859	PROPERTY ACQUIRED BY DEED OR FORECLOSURE	
Parks, Playgrounds, Shade Trees	87,114.00	ISSUED AND OUTSTANDING		Balance January 1, 1983	4,845,406.90
Land Reclamation & Conservation	62,772.00	School	5,644,000.00	Transfers From Taxes or Liens	1,593.10
Other Recreational Services	186,752.00	Self-Liquidating	1,475,000.00	Sale for Cash (1983)	
EDUCATION (excluding schools)		Other	7,892,391.10	Cancelled, Abated or Adjusted (1983)	800,900.00
Libraries	252,757.00	Total	15,011,391.10	Balance December 31, 1983	4,046,100.00
Other Educational Services	3,000.00	EQUALIZED VALUATION BASIS		CURRENT FINANCES DECEMBER 31, 1983	
STATUTORY EXPENDITURES		FOR NET DEBT COMPUTATION	722,698,664	ASSETS	
Pensions & F. I. C. A.	661,664.00	REAL PROPERTY VALUATIONS		Cash Dec. 31, 1983	1,882,404.26
Employee Fringe Benefits	312,688.00	Code Class # of Parcels % VAL'N	ASSESSED VALUATION	Taxes Receivable	222,179.57
Other Statutory Expenditures	20,000.00	1 Vacant Land 143 .62	2,688,200.00	Tax Title Liens	81,621.17
CETA And Other Public Employment Programs		2 Residential 7026 73.63	320,462,500.00	Foreclosed Property	4,046,100.00
MUNICIPAL FUNCTIONS	7,572,639.70	3 Farm 1 .01	33,600.00	Emergencies & Other Deferred Charges	
CAPITAL IMPROVEMENTS	*MEMO* 160,798.79	4a Commercial 239 15.71	68,377,800.00	State and Federal Aid Receivable	3,252.50
DEBT SERVICE		4b Industrial 57 8.14	35,435,200.00	Other Receivables	15,857.05
Principal Payments	222,244.00	4c Apartments 14 1.90	8,247,900.00	Total	6,251,414.55
Interest Payments	732,997.30	Total	435,245,200.00	LIABILITIES, RESERVES, AND SURPLUS	
DEFERRED CHARGES	21,225.06	Land Area 4.90 Sq. Miles		Cash Liabilities	1,885,656.76
SCHOOL, COUNTY, SPECIAL DISTRICT TAXES	15,469,696.11	Net Valuation Taxable-Municipal	440,857,473	Reserves for Receivables	4,365,757.79
RESERVE FOR UNCOLLECTED TAXES	724,612.40	Net Valuation Taxable-County	762,536,727	Surplus Dec. 31, 1983	
EXPENDITURES		State Equalized Valuation	768,092,539	Total	6,251,414.55
TOTAL	24,743,414.57	State Equalization Ratio	57.11		

0208

Population 1980 7,609
 Population 1983 7,600
 S & P Rating
 Moody Rating

General Tax Rate Per \$100. 4.59
 State Equalized Tax Rate 2.28

CRESSKILL BOROUGH - BERGEN COUNTY
Form of Government:
Borough Council
Number of Members on Governing Body - 6

PER CAPITA:

Gross Debt 343.87
 Net Debt 192.80
 Debt Service 86.91
 Total Tax Levy 947.32
 Municipal Expenditures 490.69

PER CENT:

Gross Debt .93
 Net Debt .52
 Tax Levy Collected 98.85
 Tax Levy Cancelled, Abated or Adjusted .14

EXPENDITURES		REVENUES-REALIZED		1983 PROPERTY TAX	
GENERAL GOVERNMENT				STATE EQUALIZED TAX RATE 	
Governing Body & Public Boards		1983 Property Taxes Collected	7,107,171.41	Local District School Taxes 1.45	4,511,268.25
Municipal Clerk		1983 Payments in Lieu of Taxes		Regional & Consolidated School Tax	
Financial Administration	15,000.00	Delinquent Tax & Lien Collections	64,148.94	School Taxes in Municipal Budget	
Assessment of Taxes	18,800.00	Business Personalty Replacement Taxes	67,866.80	County Taxes .35	1,101,986.09
Collection of Taxes	72,500.00	Taxes from Public Utilities	634,027.00	County Library Taxes	
Planning, Housing & Development	7,300.00	Other Miscellaneous Tax Revenues		Local Municipal Purpose Taxes .48	1,487,791.13
Human Resources		State Aid Revenues	64,219.52	Veteran & Senior Citizen Taxes	85,250.00
Elections	2,120.00	Federal Aid Revenues		Total Taxes for Rate Computation 2.28	7,186,295.47
General Administration (other)	308,200.00	State and Local Fiscal Assistance Act Utilized	63,476.00	Special District Taxes	
JUDICIARY		Sale of Acquired Property	638,507.77	Bank Corp. Taxes	10,659.69
Municipal Courts	16,000.00	Other Miscellaneous Revenues	8,639,417.44	Added and Omitted Taxes	87,928.89
PUBLIC SAFETY		Total	8,639,417.44	Total Taxes Levied - ABSTRACT	7,199,634.05
Fire Protection	102,650.00	Prior Years Surplus Appropriated	878,043.00	Total Taxes Billed	7,189,872.84
Police Protection	658,165.00	REVENUES TOTAL	9,517,460.44	1983 TAXES COLLECTED	7,107,171.41
Civil Defense & Disaster Control	250.00	Reserve For Uncollected Taxes	225,967.84	1983 Taxes Cancelled, Abated or Adjusted	9,949.38
Environmental Inspection & Control	30,375.00	CAPITAL OUTLAY TOTAL	127,503.63	Transfer to Tax Title Liens or Foreclosed	2,239.92
Other Public Safety		Public Enterprises	2,154.75	Balance Outstanding Dec. 31, 1983	70,512.13
PUBLIC WORKS		Recreation—Culture	7,552.00	PRIOR YEARS TAXES OUTSTANDING	
Streets and Drainage	523,800.00	Public Works	37,674.45	Balance January 1, 1983	64,827.44
Sewers and Sewage Processing	179,523.83	Buildings and Grounds	78,046.54	Collected in 1983	63,967.81
Garbage and Trash Disposal	352,136.00	Library and Education	2,075.89	Cancelled, Abated or Adjusted 1983	198.67
Public Buildings and Grounds	45,500.00	Conservation		Transfers to Tax Title Liens or Foreclosed	
Other Public Works	41,950.00	All Other		Balance December 31, 1983	660.96
HEALTH and WELFARE		CAPITAL DEBT AUTHORIZED, DECEMBER 31, 1983		TAX TITLE LIENS OUTSTANDING	
Health Services Except Environmental	45,429.66	ISSUED AND UNISSUED		Balance January 1, 1983	9,883.75
Welfare-Public Assistance	3,400.00	SCHOOL	1,146,000	Transfer From Taxes	2,239.92
Hospitals, Clinics, First Aid		Self-liquidating		Redeemed in 1983	181.13
Animal, Insect, & Rodent Control	100.00	Other	1,467,384	Cancelled, Abated or Adjusted (1983)	
Other Welfare Services		Total	2,613,384	Transfers to Foreclosed Property	
RECREATION and CONSERVATION		ISSUED AND OUTSTANDING		Balance December 31, 1983	11,942.54
Beaches and Boardwalks		SCHOOL	996,000.00	PROPERTY ACQUIRED BY DEED OR FORECLOSURE	
Parks, Playgrounds, Shade Trees	20,300.00	Self-liquidating		Balance January 1, 1983	88,625.00
Land Reclamation & Conservation	200.00	Other	1,022,000.00	Transfers From Taxes or Liens	
Other Recreational Services	37,050.00	Total	2,018,000.00	Sale for Cash (1983)	
EDUCATION (excluding schools)		EQUALIZED VALUATION BASIS FOR NET DEBT COMPUTATION	282,403,617	Cancelled, Abated or Adjusted (1983)	
Libraries	87,200.00	REAL PROPERTY VALUATIONS		Balance December 31, 1983	88,625.00
Other Educational Services		Code Class # of Parcels % VAL'N		CURRENT FINANCES DECEMBER 31, 1983	
STATUTORY EXPENDITURES		1 Vacant Land 194 3.40		ASSETS	
Pensions & F. I. C. A.	176,276.89	2 Residential 2284 80.37		Cash Dec. 31, 1983	3,972,463.18
Employee Fringe Benefits	59,334.30	3 Farm		Taxes Receivable	71,173.09
Other Statutory Expenditures		4a Commercial 64 12.72		Tax Title Liens	11,942.54
CETA And Other Public Employment Programs		4b Industrial 7 2.59		Foreclosed Property	88,625.00
MUNICIPAL FUNCTIONS TOTAL	2,803,560.68	4c Apartments 7 .92		Emergencies & Other Deferred Charges	2,000.00
CAPITAL IMPROVEMENTS *MEMO*	10,000.00	Total 2556	154,219,165.00	State and Federal Aid Receivable	1,174.33
DEBT SERVICE		Land Area 2.00 Sq. Miles		Other Receivables	4,377.25
Principal Payments	530,000.00	Net Valuation Taxable-Municipal	154,742,787	Total	4,151,755.39
Interest Payments	130,552.50	Net Valuation Taxable-County	296,586,511	LIABILITIES, RESERVES, AND SURPLUS	
		State Equalized Valuation	311,324,035	Cash Liabilities	3,384,847.51
DEFERRED CHARGES	39,191.56	State Equalization Ratio	49.62	Reserves for Receivables	176,117.88
SCHOOL, COUNTY, SPECIAL DISTRICT TAXES	5,613,254.34			Surplus Dec. 31, 1983	590,790.00
RESERVE FOR UNCOLLECTED TAXES	225,967.84			Total	4,151,755.39
EXPENDITURES TOTAL	9,342,526.92				

1310
Population 1980 1,952
Population 1983 1,929
S & P Rating
Moody Rating

General Tax Rate Per \$100. 1.46
State Equalized Tax Rate 1.34

DEAL BOROUGH – MONMOUTH COUNTY
Form of Government:
Commission (1911)
Number of Members on Governing Body – 3

PER CAPITA:
Gross Debt 469.59
Net Debt 469.59
Debt Service 57.48
Total Tax Levy 1,217.20
Municipal Expenditures 1,097.53
PER CENT:
Gross Debt .53
Net Debt .53
Tax Levy Collected 97.20
Tax Levy Cancelled, Abated or Adjusted .01

EXPENDITURES		REVENUES-REALIZED		1983 PROPERTY TAX	
GENERAL GOVERNMENT				STATE EQUALIZED TAX RATE →	
Governing Body & Public Boards		1983 Property Taxes Collected	2,278,543.25	Local District School Taxes	.40 698,693.75
Municipal Clerk		1983 Payments in Lieu of Taxes		Regional & Consolidated School Tax	
Financial Administration	7,600.00	Delinquent Tax & Lien Collections	108,772.98	School Taxes in Municipal Budget	
Assessment of Taxes	5,700.08	Business Personalty Replacement Taxes	7,825.44	County Taxes	.55 953,261.48
Collection of Taxes	23,102.96	Taxes from Public Utilities	367,370.00	County Library Taxes	.02 36,005.78
Planning, Housing & Development	9,600.00	Other Miscellaneous Tax Revenues		Local Municipal Purpose Taxes	.38 655,713.15
Human Resources		State Aid Revenues	16,347.93	Veteran & Senior Citizen Taxes	
Elections	944.82	Federal Aid Revenues		Total Taxes for Rate Computation	1.35 2,354,624.16
General Administration (other)	183,510.89	State and Local Fiscal Assistance Act Utilized	8,541.12	Special District Taxes	
JUDICIARY		Sale of Acquired Property		Bank Corp. Taxes	3,886.57
Municipal Courts	25,937.80	Other Miscellaneous Revenues	920,615.85	Added and Omitted Taxes	415.78
PUBLIC SAFETY		Total	3,708,016.57	Total Taxes Levied - ABSTRACT	2,347,976.51
Fire Protection	132,675.76	Prior Years Surplus Appropriated	290,000.00	Total Taxes Billed	2,344,277.14
Police Protection	439,725.17	REVENUES TOTAL	3,998,016.57	1983 TAXES COLLECTED	2,278,543.25
Civil Defense & Disaster Control	100.00	Reserve For Uncollected Taxes	149,219.98	1983 Taxes Cancelled, Abated or Adjusted	146.40
Environmental Inspection & Control	4,350.16			Transfer to Tax Title Liens or Foreclosed	24.89
Other Public Safety		CAPITAL OUTLAY TOTAL	291,039.51	Balance Outstanding Dec. 31, 1983	65,562.60
PUBLIC WORKS				PRIOR YEARS TAXES OUTSTANDING	
Streets and Drainage	186,752.45	Public Enterprises		Balance January 1, 1983	112,683.72
Sewers and Sewage Processing	105,199.69	Recreation—Culture		Collected in 1983	108,772.98
Garbage and Trash Disposal	74,055.91	Public Works	272,776.51	Cancelled, Abated or Adjusted 1983	
Public Buildings and Grounds	13,500.00	Buildings and Grounds	18,263.00	Transfers to Tax Title Liens or Foreclosed	
Other Public Works	539.00	Library and Education		Balance December 31, 1983	3,910.74
HEALTH and WELFARE		Conservation		TAX TITLE LIENS OUTSTANDING	
Health Services Except Environmental	7,400.00	All Other		Balance January 1, 1983	115.89
Welfare-Public Assistance	2,000.00			Transfer From Taxes	24.89
Hospitals, Clinics, First Aid	500.00	CAPITAL DEBT AUTHORIZED, DECEMBER 31, 1983		Redeemed in 1983	
Animal, Insect, & Rodent Control	1,100.00	ISSUED AND UNISSUED		Cancelled, Abated or Adjusted (1983)	
Other Welfare Services		School		Transfers to Foreclosed Property	
RECREATION and CONSERVATION		Self-liquidating	905,839	Balance December 31, 1983	140.78
Beaches and Boardwalks	262,730.98	Other	905,839	PROPERTY ACQUIRED BY DEED OR	
Parks, Playgrounds, Shade Trees	2,300.00	Total	905,839	FORECLOSURE	
Land Reclamation & Conservation		ISSUED AND OUTSTANDING		Balance January 1, 1983	12,400.00
Other Recreational Services	3,500.00	School		Transfers From Taxes or Liens	
EDUCATION (excluding schools)		Self-liquidating	871,784.59	Sale for Cash (1983)	
Libraries	850.00	Other		Cancelled, Abated or Adjusted (1983)	
Other Educational Services		Total	871,784.59	Balance December 31, 1983	12,400.00
STATUTORY EXPENDITURES		EQUALIZED VALUATION BASIS		CURRENT FINANCES DECEMBER 31, 1983	
Pensions & F. I. C. A.	162,197.87	FOR NET DEBT COMPUTATION	170,564,699	ASSETS	
Employee Fringe Benefits	52,500.00	REAL PROPERTY VALUATIONS		Cash Dec. 31, 1983	1,360,668.19
Other Statutory Expenditures	8,236.09	Code Class # of Parcels % VAL'N		Taxes Receivable	69,473.34
CETA And Other Public Employment Programs		1 Vacant Land 74 3.29		Tax Title Liens	140.78
MUNICIPAL FUNCTIONS		2 Residential 802 91.49		Foreclosed Property	12,400.00
CAPITAL IMPROVEMENTS	*MEMO*	3 Farm		Emergencies & Other Deferred Charges	14,000.00
DEBT SERVICE		4a Commercial 21 3.08		State and Federal Aid Receivable	
Principal Payments	73,000.00	4b Industrial		Other Receivables	3,510.07
Interest Payments	37,874.08	4c Apartments 39 2.14		Total	1,460,192.38
		Total 936		LIABILITIES, RESERVES, AND SURPLUS	
DEFERRED CHARGES		Land Area 1.20 Sq. Miles		Cash Liabilities	513,853.57
SCHOOL, COUNTY, SPECIAL DISTRICT TAXES	140,441.15	Net Valuation Taxable-Municipal	160,109,961	Reserves for Receivables	85,524.19
RESERVE FOR UNCOLLECTED TAXES	1,687,961.01	Net Valuation Taxable-County	176,063,450	Surplus Dec. 31, 1983	860,814.62
EXPENDITURES TOTAL	3,805,105.85	State Equalized Valuation	173,927,642	Total	1,460,192.38
		State Equalization Ratio	92.01		

0603

Population 1980 **2,523**
 Population 1983 **2,549**
 S & P Rating
 Moody Rating

General Tax Rate Per \$100. **4.05**
 State Equalized Tax Rate **2.38**

DEERFIELD TWP. CUMBERLAND COUNTY**Form of Government:****Township Committee****Number of Members on Governing Body – 5**

PER CAPITA:

Gross Debt **485.06**
 Net Debt **108.67**
 Debt Service
 Total Tax Levy **430.31**
 Municipal Expenditures **219.70**

PER CENT:

Gross Debt **3.04**
 Net Debt **.68**
 Tax Levy Collected **82.38**
 Tax Levy Cancelled, Abated
 or Adjusted

EXPENDITURES		REVENUES-REALIZED		1983 PROPERTY TAX	
GENERAL GOVERNMENT				STATE EQUALIZED TAX RATE 2.38	
Governing Body & Public Boards		1983 Property Taxes Collected	902,940.57	Local District School Taxes .78	357,409.00
Municipal Clerk	21,500.00	1983 Payments in Lieu of Taxes		Regional & Consolidated School Tax .55	250,087.77
Financial Administration	35,200.00	Delinquent Tax & Lien Collections	124,857.14	School Taxes in Municipal Budget	
Assessment of Taxes	13,850.00	Business Personality Replacement Taxes	26,042.08	County Taxes 1.05	* 481,202.15
Collection of Taxes	5,500.00	Taxes from Public Utilities	194,955.00	County Library Taxes	
Planning, Housing & Development		Other Miscellaneous Tax Revenues		Local Municipal Purpose Taxes	
Human Resources		State Aid Revenues	18,269.24	Veteran & Senior Citizen Taxes	37,400.00
Elections		Federal Aid Revenues		Total Taxes for Rate Computation 2.38	1,126,098.92
General Administration (other)	124,353.93	State and Local Fiscal Assistance Act Utilized	11,276.80	Special District Taxes	
JUDICIARY		Sale of Acquired Property	12,205.00	Bank Corp. Taxes	728.85
Municipal Courts	13,960.00	Other Miscellaneous Revenues	127,610.27	Added and Omitted Taxes	7,435.11
PUBLIC SAFETY		Total	1,418,156.10	Total Taxes Levied - ABSTRACT	1,096,862.88
Fire Protection	29,000.00	Prior Years Surplus Appropriated	260,000.00	Total Taxes Billed	1,096,134.03
Police Protection	8,500.00	REVENUES TOTAL	1,678,156.10	1983 TAXES COLLECTED	902,940.57
Civil Defense & Disaster Control	4,700.00	Reserve For Uncollected Taxes	179,940.00	1983 Taxes Cancelled, Abated or Adjusted	
Environmental Inspection & Control	9,150.00			Transfer to Tax Title Liens or Foreclosed	
Other Public Safety		CAPITAL OUTLAY TOTAL	176,639.01	Balance Outstanding Dec. 31, 1983	193,193.46
PUBLIC WORKS				PRIOR YEARS TAXES OUTSTANDING	
Streets and Drainage	30,000.00	Public Enterprises		Balance January 1, 1983	136,533.98
Sewers and Sewage Processing		Recreation—Culture	15,500.00	Collected in 1983	116,158.11
Garbage and Trash Disposal	17,100.00	Public Works	119,258.23	Cancelled, Abated or Adjusted 1983	
Public Buildings and Grounds	31,750.00	Buildings and Grounds	41,880.78	Transfers to Tax Title Liens or Foreclosed	
Other Public Works		Library and Education		Balance December 31, 1983	20,375.87
HEALTH and WELFARE		Conservation		TAX TITLE LIENS OUTSTANDING	
Health Services Except Environmental		All Other		Balance January 1, 1983	53,800.35
Welfare-Public Assistance	1,300.00			Transfer From Taxes	
Hospitals, Clinics, First Aid		CAPITAL DEBT AUTHORIZED, DECEMBER 31, 1983		Redeemed in 1983	8,699.03
Animal, Insect, & Rodent Control	4,150.00	ISSUED AND UNISSUED GROSS DEBT		Cancelled, Abated or Adjusted (1983)	
Other Welfare Services		School	959,408	Transfers to Foreclosed Property	
RECREATION and CONSERVATION		Self-liquidating	277,000	Balance December 31, 1983	45,101.32
Beaches and Boardwalks		Other	1,236,408	PROPERTY ACQUIRED BY DEED OR	
Parks, Playgrounds, Shade Trees		Total		FORECLOSURE	
Land Reclamation & Conservation	7,050.00			Balance January 1, 1983	15,400.00
Other Recreational Services		ISSUED AND OUTSTANDING		Transfers From Taxes or Liens	
EDUCATION (excluding schools)		School	959,408.33	Sale for Cash (1983)	12,205.00
Libraries		Self-Liquidating	240,000.00	Cancelled, Abated or Adjusted (1983)	
Other Educational Services		Other	1,199,408.33	Balance December 31, 1983	3,195.00
STATUTORY EXPENDITURES		Total		CURRENT FINANCES DECEMBER 31, 1983	
Pensions & F. I. C. A.	16,000.00	EQUALIZED VALUATION BASIS		ASSETS	
Employee Fringe Benefits		FOR NET DEBT COMPUTATION	40,691,841	Cash Dec. 31, 1983	907,344.17
Other Statutory Expenditures	3,000.00	REAL PROPERTY VALUATIONS		Taxes Receivable	213,569.33
CETA And Other Public Employment Programs		Code Class # of Parcels % VAL'N		Tax Title Liens	45,101.32
MUNICIPAL FUNCTIONS		1 Vacant Land 404 5.08	1,324,900.00	Foreclosed Property	3,195.00
CAPITAL IMPROVEMENTS *MEMO*	50,000.00	2 Residential 689 66.41	17,325,800.00	Emergencies & Other Deferred Charges	27,003.93
DEBT SERVICE		3 Farm 369 18.58	4,847,700.00	State and Federal Aid Receivable	7,322.72
Principal Payments		4a Commercial 55 9.93	2,590,000.00	Other Receivables	2,274.06
Interest Payments		4b Industrial		Total	1,205,810.53
DEFERRED CHARGES		4c Apartments		LIABILITIES, RESERVES, AND SURPLUS	
SCHOOL, COUNTY, SPECIAL DISTRICT TAXES	4,000.00	Total 1517	26,088,400.00	Cash Liabilities	471,283.42
RESERVE FOR UNCOLLECTED TAXES	1,088,698.92	Land Area 16.70 Sq. Miles	26,893,726	Reserves for Receivables	264,139.71
EXPENDITURES TOTAL	1,648,702.85	Net Valuation Taxable-Municipal	41,432,496	Surplus Dec. 31, 1983	470,387.40
		Net Valuation Taxable-County	45,143,191	Total	1,205,810.53
		State Equalized Valuation	58.84		
		State Equalization Ratio			

0309

Population 1980 **3,730**
 Population 1983 **3,733**
 S & P Rating
 Moody Rating **A**

General Tax Rate Per \$100. **3.23**
 State Equalized Tax Rate **2.82**

DELANCO TOWNSHIP – BURLINGTON CO.**Form of Government:****Township Committee****Number of Members on Governing Body – 3****PER CAPITA:**

Gross Debt **211.81**
 Net Debt **200.11**
 Debt Service **42.06**
 Total Tax Levy **619.20**
 Municipal Expenditures **314.16**

PER CENT:

Gross Debt **1.01**
 Net Debt **.95**
 Tax Levy Collected **95.04**
 Tax Levy Cancelled, Abated or Adjusted **.21**

EXPENDITURES		REVENUES-REALIZED		1983 PROPERTY TAX	
GENERAL GOVERNMENT				STATE EQUALIZED TAX RATE	
Governing Body & Public Boards				Local District School Taxes 1.70	1,348,663.28
Municipal Clerk				Regional & Consolidated School Tax	
Financial Administration	16,675.00	1983 Property Taxes Collected 2,192,654.73		School Taxes in Municipal Budget	
Assessment of Taxes	6,250.00	1983 Payments in Lieu of Taxes		County Taxes .64	503,953.67
Collection of Taxes	10,850.00	Delinquent Tax & Lien Collections 190,296.97		County Library Taxes .04	28,183.40
Planning, Housing & Development	4,886.00	Business Personalty Replacement Taxes 159,814.52		Local Municipal Purpose Taxes .46	361,000.00
Human Resources		Taxes from Public Utilities 258,641.00		Veteran & Senior Citizen Taxes	51,531.00
Elections		Other Miscellaneous Tax Revenues		Total Taxes for Rate Computation 2.84	2,293,331.35
General Administration (other)	101,152.69	State Aid Revenues 34,612.34		Special District Taxes	61,000.00
JUDICIARY		Federal Aid Revenues		Bank Corp. Taxes	4,665.05
Municipal Courts	20,755.00	State and Local Fiscal Assistance Act Utilized 32,073.00		Added and Omitted Taxes	3,995.06
PUBLIC SAFETY		Sale of Acquired Property		Total Taxes Levied - ABSTRACT	2,311,460.46
Fire Protection		Other Miscellaneous Revenues		Total Taxes Billed	2,306,981.75
Police Protection	212,900.00	Total 3,036,593.63		1983 TAXES COLLECTED	2,192,654.73
Civil Defense & Disaster Control	100.00	Prior Years Surplus Appropriated 130,000.00		1983 Taxes Cancelled, Abated or Adjusted	4,818.98
Environmental Inspection & Control	8,234.00	REVENUES TOTAL 3,166,593.63		Transfer to Tax Title Liens or Foreclosed	1,032.52
Other Public Safety		Reserve For Uncollected Taxes 229,000.89		Balance Outstanding Dec. 31; 1983	108,475.52
PUBLIC WORKS		CAPITAL OUTLAY TOTAL		PRIOR YEARS TAXES OUTSTANDING	
Streets and Drainage	160,557.00	Public Enterprises		Balance January 1, 1983	199,579.79
Sewers and Sewage Processing		Recreation—Culture		Collected in 1983	190,296.97
Garbage and Trash Disposal	80,615.00	Public Works		Cancelled, Abated or Adjusted 1983	3.13
Public Buildings and Grounds	19,950.00	Buildings and Grounds		Transfers to Tax Title Liens or Foreclosed	
Other Public Works		Library and Education		Balance December 31, 1983	9,279.69
HEALTH and WELFARE		Conservation		TAX TITLE LIENS OUTSTANDING	
Health Services Except Environmental	527.00	All Other		Balance January 1, 1983	3,511.71
Welfare-Public Assistance	2,967.00	CAPITAL DEBT AUTHORIZED, DECEMBER 31, 1983		Transfer From Taxes	1,032.52
Hospitals, Clinics, First Aid		ISSUED AND UNISSUED GROSS DEBT		Redeemed in 1983	
Animal, Insect, & Rodent Control		School 43,686		Cancelled, Abated or Adjusted (1983)	
Other Welfare Services		Self-liquidating		Transfers to Foreclosed Property	
RECREATION and CONSERVATION		Other 747,000		Balance December 31, 1983	4,544.23
Beaches and Boardwalks		Total 790,686		PROPERTY ACQUIRED BY DEED OR FORECLOSURE	
Parks, Playgrounds, Shade Trees	4,374.00	ISSUED AND OUTSTANDING		Balance January 1, 1983	4,500.00
Land Reclamation & Conservation		School		Transfers From Taxes or Liens	
Other Recreational Services	11,274.00	Self-Liquidating		Sale for Cash (1983)	
EDUCATION (excluding schools)		Other		Cancelled, Abated or Adjusted (1983)	
Libraries	29,400.00	Total 774,374.09		Balance December 31, 1983	4,500.00
Other Educational Services		EQUALIZED VALUATION BASIS		CURRENT FINANCES DECEMBER 31, 1983	
STATUTORY EXPENDITURES		FOR NET DEBT COMPUTATION		ASSETS	
Pensions & F. I. C. A.	51,650.00	REAL PROPERTY VALUATIONS		Cash Dec. 31, 1983	1,124,656.45
Employee Fringe Benefits	30,000.00	Code Class # of Parcels % VAL'N		Taxes Receivable	117,755.21
Other Statutory Expenditures	4,000.00	1 Vacant Land 29 1.97		Tax Title Liens	4,544.23
CETA And Other Public Employment Programs		2 Residential 1184 68.11		Foreclosed Property	4,500.00
MUNICIPAL FUNCTIONS TOTAL	777,116.69	3 Farm 22 1.19		Emergencies & Other Deferred Charges	5,160.00
CAPITAL IMPROVEMENTS *MEMO*	11,000.00	4a Commercial 41 11.09		State and Federal Aid Receivable	
DEBT SERVICE		4b Industrial 11 16.69		Other Receivables	1,331.19
Principal Payments	93,971.01	4c Apartments 8 .95		Total	1,257,947.08
Interest Payments	63,046.81	Total 1295		LIABILITIES, RESERVES, AND SURPLUS	
DEFERRED CHARGES	9,634.11	Land Area 2.16 Sq. Miles		Cash Liabilities	762,064.41
SCHOOL, COUNTY, SPECIAL DISTRICT TAXES	1,941,800.35	Net Valuation Taxable-Municipal		Reserves for Receivables	128,130.63
RESERVE FOR UNCOLLECTED TAXES	229,000.89	Net Valuation Taxable-County		Surplus Dec. 31, 1983	367,752.04
EXPENDITURES TOTAL	3,114,569.86	State Equalized Valuation		Total	1,257,947.08
		State Equalization Ratio 87.43			

1007

Population 1980 **3,816**
 Population 1983 **3,797**
 S & P Rating
 Moody Rating

General Tax Rate Per \$100.
2.80
 State Equalized Tax Rate
2.02

DELAWARE TWP. - HUNTERDON CO.**Form of Government:****Township Committee****Number of Members on Governing Body - 3**

PER CAPITA:

Gross Debt **133.32**
 Net Debt
 Debt Service
 Total Tax Levy **793.56**
 Municipal Expenditures **291.88**

PER CENT:

Gross Debt **.37**
 Net Debt
 Tax Levy Collected **90.12**
 Tax Levy Cancelled, Abated
 or Adjusted **.23**

EXPENDITURES		REVENUES-REALIZED		1983 PROPERTY TAX	
GENERAL GOVERNMENT				STATE EQUALIZED TAX RATE	
Governing Body & Public Boards		1983 Property Taxes Collected	2,717,579.05	Local District School Taxes .76	1,118,815.00
Municipal Clerk		1983 Payments in Lieu of Taxes		Regional & Consolidated School Tax .62	918,079.23
Financial Administration	17,607.00	Delinquent Tax & Lien Collections	234,845.67	School Taxes in Municipal Budget	
Assessment of Taxes	18,950.00	Business Personalty Replacement Taxes	72,078.20	County Taxes .47	694,362.18
Collection of Taxes	22,814.00	Taxes from Public Utilities	218,655.43	County Library Taxes .03	41,617.63
Planning, Housing & Development	22,435.00	Other Miscellaneous Tax Revenues		Local Municipal Purpose Taxes .15	221,880.22
Human Resources	500.00	State Aid Revenues	23,359.01	Veteran & Senior Citizen Taxes	35,350.00
Elections		Federal Aid Revenues		Total Taxes for Rate Computation 2.03	3,030,104.26
General Administration (other)	99,733.00	State and Local Fiscal Assistance Act Utilized	17,372.36	Special District Taxes	
JUDICIARY		Sale of Acquired Property		Bank Corp. Taxes	164.57
Municipal Courts	8,400.00	Other Miscellaneous Revenues	215,304.28	Added and Omitted Taxes	18,224.12
PUBLIC SAFETY		Total	3,499,194.00	Total Taxes Levied - ABSTRACT	3,013,142.95
Fire Protection	24,500.00	Prior Years Surplus Appropriated	359,854.40	Total Taxes Billed	3,015,597.90
Police Protection	114,440.00	REVENUES TOTAL	3,859,048.40	1983 TAXES COLLECTED	2,717,579.05
Civil Defense & Disaster Control	500.00	Reserve For Uncollected Taxes	300,945.62	1983 Taxes Cancelled, Abated or Adjusted	7,017.82
Environmental Inspection & Control	10,174.00	CAPITAL OUTLAY TOTAL	17,103.00	Transfer to Tax Title Liens or Foreclosed	2,483.60
Other Public Safety		Public Enterprises		Balance Outstanding Dec. 31, 1983	288,517.43
PUBLIC WORKS		Recreation—Culture		PRIOR YEARS TAXES OUTSTANDING	
Streets and Drainage	328,550.00	Public Works	17,103.00	Balance January 1, 1983	423,224.27
Sewers and Sewage Processing	7,500.00	Buildings and Grounds		Collected in 1983	234,845.67
Garbage and Trash Disposal	1,986.15	Library and Education		Cancelled, Abated or Adjusted 1983	1,481.44
Public Buildings and Grounds	36,125.00	Conservation		Transfers to Tax Title Liens or Foreclosed	
Other Public Works		All Other		Balance December 31, 1983	186,897.16
HEALTH and WELFARE		CAPITAL DEBT AUTHORIZED, DECEMBER 31, 1983		TAX TITLE LIENS OUTSTANDING	
Health Services Except Environmental	8,510.86	ISSUED AND UNISSUED		Balance January 1, 1983	18,316.10
Welfare-Public Assistance	3,343.00	School	506,217	Transfer From Taxes	2,483.60
Hospitals, Clinics, First Aid		Self-liquidating		Redeemed in 1983	
Animal, Insect, & Rodent Control		Other		Cancelled, Abated or Adjusted (1983)	
Other Welfare Services		Total	506,217	Transfers to Foreclosed Property	
RECREATION and CONSERVATION		ISSUED AND OUTSTANDING		Balance December 31, 1983	20,799.70
Beaches and Boardwalks		School	506,217.10	PROPERTY ACQUIRED BY DEED OR	
Parks, Playgrounds, Shade Trees	2,500.00	Self-Liquidating		FORECLOSURE	
Land Reclamation & Conservation	11,972.36	Other		Balance January 1, 1983	
Other Recreational Services		Total	506,217.10	Transfers From Taxes or Liens	
EDUCATION (excluding schools)		EQUALIZED VALUATION BASIS		Sale for Cash (1983)	
Libraries		FOR NET DEBT COMPUTATION	137,728,021	Cancelled, Abated or Adjusted (1983)	
Other Educational Services		REAL PROPERTY VALUATIONS		Balance December 31, 1983	
STATUTORY EXPENDITURES		Code Class # of Parcels % VAL'N		CURRENT FINANCES DECEMBER 31, 1983	
Pensions & F. I. C. A.	41,500.00	1 Vacant Land 231 4.08		ASSETS	
Employee Fringe Benefits	21,513.85	2 Residential 847 55.42		Cash Dec. 31, 1983	1,684,990.57
Other Statutory Expenditures	3,500.00	3 Farm 939 32.54		Taxes Receivable	475,414.59
CETA And Other Public Employment Programs		4a Commercial 53 4.19		Tax Title Liens	20,799.70
MUNICIPAL FUNCTIONS		4b Industrial 12 3.50		Foreclosed Property	
CAPITAL IMPROVEMENTS	*MEMO*	4c Apartments 3 .27		Emergencies & Other Deferred Charges	8,277.37
DEBT SERVICE		Total 2085	105,821,028.00	State and Federal Aid Receivable	
Principal Payments		Land Area 36.90 Sq. Miles		Other Receivables	4,166.29
Interest Payments	279.80	Net Valuation Taxable-Municipal	106,982,300	Total	2,193,648.52
DEFERRED CHARGES		Net Valuation Taxable-County	152,265,867	LIABILITIES, RESERVES, AND SURPLUS	
SCHOOL, COUNTY, SPECIAL DISTRICT TAXES	2,772,874.04	State Equalized Valuation	147,727,793	Cash Liabilities	145,521.16
RESERVE FOR UNCOLLECTED TAXES	300,945.62	State Equalization Ratio	72.20	Reserves for Receivables	500,380.58
EXPENDITURES TOTAL	3,881,153.68			Surplus Dec. 31, 1983	1,547,746.78
				Total	2,193,648.52

0310

Population 1980 **14,811**
 Population 1983 **14,976**
 S & P Rating
 Moody Rating

General Tax Rate Per \$100. **2.65**
 State Equalized Tax Rate
2.38

DELRAN TOWNSHIP – BURLINGTON CO.**Form of Government:****Mayor-Council Plan D (OMCL 50)****Number of Members on Governing Body – 5**

PER CAPITA:

Gross Debt **334.82**
 Net Debt **25.03**
 Debt Service **8.03**
 Total Tax Levy **501.54**
 Municipal Expenditures **180.72**

PER CENT:

Gross Debt **1.72**
 Net Debt **.13**
 Tax Levy Collected **97.34**
 Tax Levy Cancelled, Abated
 or Adjusted **.50**

EXPENDITURES		REVENUES-REALIZED		1983 PROPERTY TAX	
GENERAL GOVERNMENT				STATE EQUALIZED TAX RATE	
Governing Body & Public Boards	21,200.00	1983 Property Taxes Collected	7,313,188.21	Local District School Taxes	1.47
Municipal Clerk	27,759.00	1983 Payments in Lieu of Taxes		Regional & Consolidated School Tax	
Financial Administration	71,469.00	Delinquent Tax & Lien Collections	178,758.08	School Taxes in Municipal Budget	
Assessment of Taxes	13,656.00	Business Personality Replacement Taxes	186,979.44	County Taxes	.59
Collection of Taxes	27,334.00	Taxes from Public Utilities	744,844.00	County Library Taxes	.03
Planning, Housing & Development	27,012.48	Other Miscellaneous Tax Revenues		Local Municipal Purpose Taxes	.28
Human Resources		State Aid Revenues	108,600.50	Veteran & Senior Citizen Taxes	
Elections		Federal Aid Revenues		Total Taxes for Rate Computation	2.37
General Administration (other)	216,415.74	State and Local Fiscal Assistance Act Utilized	64,582.00	Special District Taxes	
JUDICIARY		Sale of Acquired Property		Bank Corp. Taxes	
Municipal Courts	26,040.00	Other Miscellaneous Revenues		Added and Omitted Taxes	
PUBLIC SAFETY		Total	8,917,581.45	Total Taxes Levied - ABSTRACT	
Fire Protection		Prior Years Surplus Appropriated	475,000.00	Total Taxes Billed	
Police Protection	686,492.03	REVENUES TOTAL	9,392,581.45	1983 TAXES COLLECTED	
Civil Defense & Disaster Control	50.00	Reserve For Uncollected Taxes	348,437.58	1983 Taxes Cancelled, Abated or Adjusted	
Environmental Inspection & Control	34,283.00	CAPITAL OUTLAY TOTAL	275,536.85	Transfer to Tax Title Liens or Foreclosed	
Other Public Safety				Balance Outstanding Dec. 31, 1983	
PUBLIC WORKS					
Streets and Drainage	425,502.00	Public Enterprises		PRIOR YEARS TAXES OUTSTANDING	
Sewers and Sewage Processing		Recreation—Culture		Balance January 1, 1983	
Garbage and Trash Disposal	273,000.00	Public Works	118,311.50	Collected in 1983	
Public Buildings and Grounds	40,100.00	Buildings and Grounds	139,885.35	Cancelled, Abated or Adjusted 1983	
Other Public Works		Library and Education	17,340.00	Transfers to Tax Title Liens or Foreclosed	
HEALTH and WELFARE		Conservation		Balance December 31, 1983	
Health Services Except Environmental	2,356.00	All Other		TAX TITLE LIENS OUTSTANDING	
Welfare-Public Assistance	1,000.00	CAPITAL DEBT AUTHORIZED, DECEMBER 31, 1983		Balance January 1, 1983	
Hospitals, Clinics, First Aid		ISSUED AND UNISSUED		Transfer From Taxes	
Animal, Insect, & Rodent Control	24,000.00	School	4,587,000	Redeemed in 1983	
Other Welfare Services	2,300.00	Self-liquidating		Cancelled, Abated or Adjusted (1983)	
RECREATION and CONSERVATION		Other	427,210	Transfers to Foreclosed Property	
Beaches and Boardwalks		Total	5,014,210	Balance December 31, 1983	
Parks, Playgrounds, Shade Trees	200.00	ISSUED AND OUTSTANDING		PROPERTY ACQUIRED BY DEED OR	
Land Reclamation & Conservation	22,200.00	School	4,587,000.00	FORECLOSURE	
Other Recreational Services		Self-Liquidating		Balance January 1, 1983	
EDUCATION (excluding schools)		Other	382,450.00	Transfers From Taxes or Liens	
Libraries		Total	4,969,450.00	Sale for Cash (1983)	
Other Educational Services	300.00	EQUALIZED VALUATION BASIS		Cancelled, Abated or Adjusted (1983)	
STATUTORY EXPENDITURES		FOR NET DEBT COMPUTATION		Balance December 31, 1983	
Pensions & F. I. C. A.	149,628.00	REAL PROPERTY VALUATIONS			
Employee Fringe Benefits	97,400.00	Code Class # of Parcels % VAL'N		CURRENT FINANCES DECEMBER 31, 1983	
Other Statutory Expenditures	1,000.00	1 Vacant Land 119 2.18		ASSETS	
CETA And Other Public Employment Programs		2 Residential 3441 73.76		Cash Dec. 31, 1983	
MUNICIPAL FUNCTIONS		3 Farm 52 .53		Taxes Receivable	
CAPITAL IMPROVEMENTS		4a Commercial 154 17.02		Tax Title Liens	
DEBT SERVICE		4b Industrial 6 .74		Foreclosed Property	
Principal Payments	105,000.00	4c Apartments 2 5.77		Emergencies & Other Deferred Charges	
Interest Payments	15,241.96	Total 3774		State and Federal Aid Receivable	
		Land Area 6.91 Sq. Miles		Other Receivables	
DEFERRED CHARGES		Net Valuation Taxable-Municipal		Total	
SCHOOL, COUNTY, SPECIAL DISTRICT TAXES		Net Valuation Taxable-County		LIABILITIES, RESERVES, AND SURPLUS	
RESERVE FOR UNCOLLECTED TAXES		State Equalized Valuation		Cash Liabilities	
EXPENDITURES		State Equalization Ratio		Reserves for Receivables	
TOTAL				Surplus Dec. 31, 1983	

0209

Population 1980 **4,963**
 Population 1983 **4,980**
 S & P Rating
 Moody Rating **A**

General Tax Rate Per \$100.
3.11
 State Equalized Tax Rate
2.30

DEMAREST BOROUGH – BERGEN COUNTY**Form of Government:****Borough Council****Number of Members on Governing Body – 6**

PER CAPITA:

Gross Debt **581.00**
 Net Debt **516.29**
 Debt Service **105.98**
 Total Tax Levy **1,021.43**
 Municipal Expenditures **406.88**

PER CENT:

Gross Debt **1.45**
 Net Debt **1.28**
 Tax Levy Collected **98.68**
 Tax Levy Cancelled, Abated
 or Adjusted **.10**

EXPENDITURES		REVENUES-REALIZED		1983 PROPERTY TAX	
GENERAL GOVERNMENT				STATE EQUALIZED TAX RATE →	
Governing Body & Public Boards				Local District School Taxes	1,658,179.50
Municipal Clerk				Regional & Consolidated School Tax	1,439,185.31
Financial Administration	39,010.64			School Taxes in Municipal Budget	
Assessment of Taxes	8,487.00			County Taxes	743,699.01
Collection of Taxes	18,969.07			County Library Taxes	
Planning, Housing & Development	4,245.00			Local Municipal Purpose Taxes	1,217,059.84
Human Resources				Veteran & Senior Citizen Taxes	34,600.00
Elections	775.00			Total Taxes for Rate Computation	5,092,723.66
General Administration (other)	192,761.33			Special District Taxes	
JUDICIARY				Bank Corp. Taxes	8,320.79
Municipal Courts	11,583.00			Added and Omitted Taxes	20,289.96
PUBLIC SAFETY				Total Taxes Levied - ABSTRACT	5,086,734.41
Fire Protection	68,097.00			Total Taxes Billed	5,078,413.62
Police Protection	423,632.65			1983 TAXES COLLECTED	5,011,344.32
Civil Defense & Disaster Control	10.00			1983 Taxes Cancelled, Abated or Adjusted	4,825.25
Environmental Inspection & Control	13,130.00			Transfer to Tax Title Liens or Foreclosed	5,489.35
Other Public Safety				Balance Outstanding Dec. 31, 1983	56,754.70
PUBLIC WORKS				PRIOR YEARS TAXES OUTSTANDING	
Streets and Drainage	179,002.92			Balance January 1, 1983	46,682.19
Sewers and Sewage Processing	95,106.03			Collected in 1983	46,682.09
Garbage and Trash Disposal				Cancelled, Abated or Adjusted 1983	.10
Public Buildings and Grounds	26,570.00			Transfers to Tax Title Liens or Foreclosed	
Other Public Works				Balance December 31, 1983	
HEALTH and WELFARE				TAX TITLE LIENS OUTSTANDING	
Health Services Except Environmental	13,060.40			Balance January 1, 1983	15,608.30
Welfare-Public Assistance	1,187.00			Transfer From Taxes	5,489.35
Hospitals, Clinics, First Aid				Redeemed in 1983	5,196.75
Animal, Insect, & Rodent Control				Cancelled, Abated or Adjusted (1983)	
Other Welfare Services				Transfers to Foreclosed Property	
RECREATION and CONSERVATION				Balance December 31, 1983	15,900.90
Beaches and Boardwalks				PROPERTY ACQUIRED BY DEED OR	
Parks, Playgrounds, Shade Trees	98,442.90			FORECLOSURE	
Land Reclamation & Conservation	250.00			Balance January 1, 1983	119,829.00
Other Recreational Services	17,342.52			Transfers From Taxes or Liens	
EDUCATION (excluding schools)				Sale for Cash (1983)	5,600.00
Libraries	5,000.00			Cancelled, Abated or Adjusted (1983)	50,400.00
Other Educational Services	100.00			Balance December 31, 1983	63,829.00
STATUTORY EXPENDITURES				CURRENT FINANCES DECEMBER 31, 1983	
Pensions & F. I. C. A.	108,700.00			ASSETS	
Employee Fringe Benefits	35,950.00			Cash Dec. 31, 1983	407,330.55
Other Statutory Expenditures	3,000.00			Taxes Receivable	56,754.70
CETA And Other Public Employment Programs				Tax Title Liens	15,900.90
MUNICIPAL FUNCTIONS TOTAL	1,364,412.51			Foreclosed Property	63,829.00
CAPITAL IMPROVEMENTS *MEMO*	10,000.00			Emergencies & Other Deferred Charges	38,600.00
DEBT SERVICE				State and Federal Aid Receivable	
Principal Payments	382,550.00			Other Receivables	54,356.49
Interest Payments	145,213.66			Total	636,771.64
DEFERRED CHARGES	7,007.43			LIABILITIES, RESERVES, AND SURPLUS	
SCHOOL, COUNTY, SPECIAL DISTRICT TAXES	3,841,063.82			Cash Liabilities	189,824.13
RESERVE FOR UNCOLLECTED TAXES	127,082.27			Reserves for Receivables	190,841.09
EXPENDITURES TOTAL	5,867,329.74			Surplus Dec. 31, 1983	254,106.42
				Total	634,771.64

0504

Population 1980 3,989
 Population 1983 4,265
 S & P Rating
 Moody Rating

General Tax Rate Per \$100.
 3.60
 State Equalized Tax Rate
 1.76

DENNIS TOWNSHIP – CAPE MAY COUNTY
Form of Government:
Township Committee
Number of Members on Governing Body – 3

PER CAPITA:
 Gross Debt 149.36
 Net Debt
 Debt Service
 Total Tax Levy 478.21
 Municipal Expenditures 297.88
 PER CENT:
 Gross Debt .63
 Net Debt
 Tax Levy Collected 83.40
 Tax Levy Cancelled, Abated or Adjusted .36

EXPENDITURES		REVENUES-REALIZED		1983 PROPERTY TAX	
GENERAL GOVERNMENT				STATE EQUALIZED TAX RATE →	
Governing Body & Public Boards		1983 Property Taxes Collected	1,700,104.03	Local District School Taxes 1.33	1,476,419.50
Municipal Clerk		1983 Payments in Lieu of Taxes		Regional & Consolidated School Tax	
Financial Administration	22,251.39	Delinquent Tax & Lien Collections	287,422.31	School Taxes in Municipal Budget	
Assessment of Taxes	58,359.07	Business Personalty Replacement Taxes	16,926.52	County Taxes .41	452,183.26
Collection of Taxes	35,512.52	Taxes from Public Utilities	555,587.00	County Library Taxes .02	27,408.97
Planning, Housing & Development	28,781.02	Other Miscellaneous Tax Revenues		Local Municipal Purpose Taxes	
Human Resources		State Aid Revenues	24,211.94	Veteran & Senior Citizen Taxes	53,600.00
Elections	1,690.00	Federal Aid Revenues		Total Taxes for Rate Computation 1.76	2,009,611.73
General Administration (other)	161,723.74	State and Local Fiscal Assistance Act Utilized	26,073.00	Special District Taxes	57,575.00
JUDICIARY		Sale of Acquired Property		Bank Corp. Taxes	1,121.32
Municipal Courts	51,201.19	Other Miscellaneous Revenues	259,458.76	Added and Omitted Taxes	24,868.74
PUBLIC SAFETY		Total	2,869,783.56	Total Taxes Levied - ABSTRACT	2,039,576.79
Fire Protection	9,450.00	Prior Years Surplus Appropriated	673,000.00	Total Taxes Billed	2,038,455.47
Police Protection	9,450.00	REVENUES TOTAL	3,542,783.56	1983 TAXES COLLECTED	1,700,104.03
Civil Defense & Disaster Control	11,305.83	Reserve For Uncollected Taxes	387,003.98	1983 Taxes Cancelled, Abated or Adjusted	7,405.30
Environmental Inspection & Control	32,692.52			Transfer to Tax Title Liens or Foreclosed	50,610.91
Other Public Safety				Balance Outstanding Dec. 31, 1983	280,335.23
PUBLIC WORKS		CAPITAL OUTLAY	TOTAL	PRIOR YEARS TAXES OUTSTANDING	
Streets and Drainage	238,008.22	Public Enterprises		Balance January 1, 1983	295,055.24
Sewers and Sewage Processing		Recreation—Culture		Collected in 1983	271,741.39
Garbage and Trash Disposal	71,969.48	Public Works		Cancelled, Abated or Adjusted 1983	4,261.50
Public Buildings and Grounds	18,768.21	Buildings and Grounds		Transfers to Tax Title Liens or Foreclosed	17,764.30
Other Public Works		Library and Education		Balance December 31, 1983	1,288.05
HEALTH and WELFARE		Conservation		TAX TITLE LIENS OUTSTANDING	
Health Services Except Environmental	1,200.00	All Other		Balance January 1, 1983	101,469.87
Welfare-Public Assistance	7,518.50			Transfer From Taxes	70,101.02
Hospitals, Clinics, First Aid				Redeemed in 1983	15,680.92
Animal, Insect, & Rodent Control	19,210.00			Cancelled, Abated or Adjusted (1983)	
Other Welfare Services				Transfers to Foreclosed Property	
RECREATION and CONSERVATION				Balance December 31, 1983	155,889.97
Beaches and Boardwalks				PROPERTY ACQUIRED BY DEED OR	
Parks, Playgrounds, Shade Trees	6,325.00			FORECLOSURE	
Land Reclamation & Conservation				Balance January 1, 1983	73,140.00
Other Recreational Services				Transfers From Taxes or Liens	
EDUCATION (excluding schools)				Sale for Cash (1983)	
Libraries				Cancelled, Abated or Adjusted (1983)	
Other Educational Services				Balance December 31, 1983	73,140.00
STATUTORY EXPENDITURES				CURRENT FINANCES DECEMBER 31, 1983	
Pensions & F. I. C. A.	56,176.00			ASSETS	
Employee Fringe Benefits	37,860.00			Cash Dec. 31, 1983	2,131,202.48
Other Statutory Expenditures	4,000.00			Taxes Receivable	281,623.28
CETA And Other Public Employment Programs				Tax Title Liens	155,889.97
MUNICIPAL FUNCTIONS				Foreclosed Property	73,140.00
CAPITAL IMPROVEMENTS				Emergencies & Other Deferred Charges	
DEBT SERVICE				State and Federal Aid Receivable	1,554.69
Principal Payments				Other Receivables	5,652.66
Interest Payments				Total	2,649,063.08
DEFERRED CHARGES				LIABILITIES, RESERVES, AND SURPLUS	
SCHOOL, COUNTY, SPECIAL DISTRICT TAXES	2,013,586.73			Cash Liabilities	1,354,557.99
RESERVE FOR UNCOLLECTED TAXES	387,003.98			Reserves for Receivables	516,305.91
EXPENDITURES				Surplus Dec. 31, 1983	778,199.18
TOTAL	3,284,043.40			Total	2,649,063.08

1408
Population 1980 14,380
Population 1983 14,380
S & P Rating
Moody Rating AAA

General Tax Rate Per \$100. 7.01
State Equalized Tax Rate 2.26

DENVILLE TOWNSHIP – MORRIS COUNTY
Form of Government:
Mayor–Council Plan F (OMCL 50)
Number of Members on Governing Body – 7

PER CAPITA:
Gross Debt 456.77
Net Debt 262.24
Debt Service 19.15
Total Tax Levy 768.98
Municipal Expenditures 303.79

PER CENT:
Gross Debt 1.43
Net Debt .82
Tax Levy Collected 96.92
Tax Levy Cancelled, Abated or Adjusted .39

EXPENDITURES		REVENUES-REALIZED		1983 PROPERTY TAX	
GENERAL GOVERNMENT				STATE EQUALIZED TAX RATE	
Governing Body & Public Boards	10,013.00	1983 Property Taxes Collected	10,697,332.81	Local District School Taxes .90	4,359,950.55
Municipal Clerk	64,533.00	1983 Payments in Lieu of Taxes		Regional & Consolidated School Tax .62	3,010,101.03
Financial Administration	66,595.00	Delinquent Tax & Lien Collections	248,069.50	School Taxes in Municipal Budget	
Assessment of Taxes	47,406.00	Business Personalty Replacement Taxes	226,249.56	County Taxes .37	1,812,243.44
Collection of Taxes	41,816.00	Taxes from Public Utilities	1,127,995.36	County Library Taxes	
Planning, Housing & Development	85,887.00	Other Miscellaneous Tax Revenues		Local Municipal Purpose Taxes .37	1,796,529.96
Human Resources	19,600.00	State Aid Revenues	134,704.50	Veteran & Senior Citizen Taxes	136,350.00
Elections	5,975.00	Federal Aid Revenues		Total Taxes for Rate Computation 2.26	11,115,174.98
General Administration (other)	502,104.99	State and Local Fiscal Assistance Act Utilized	97,111.68	Special District Taxes	
JUDICIARY		Sale of Acquired Property		Bank Corp. Taxes	28,756.68
Municipal Courts	80,451.00	Other Miscellaneous Revenues	922,325.96	Added and Omitted Taxes	50,399.13
PUBLIC SAFETY		Total	13,453,789.37	Total Taxes Levied - ABSTRACT	11,057,980.79
Fire Protection	132,374.00	Prior Years Surplus Appropriated	198,000.00	Total Taxes Billed	11,037,727.55
Police Protection	1,070,494.00	REVENUES TOTAL	13,651,789.37	1983 TAXES COLLECTED	10,697,332.81
Civil Defense & Disaster Control	5,749.00	Reserve For Uncollected Taxes	413,172.44	1983 Taxes Cancelled, Abated or Adjusted	43,433.97
Environmental Inspection & Control	53,438.00	CAPITAL OUTLAY TOTAL	599,635.55	Transfer to Tax Title Liens or Foreclosed	33,775.83
Other Public Safety		Public Enterprises	195,900.15	Balance Outstanding Dec. 31, 1983	263,184.94
PUBLIC WORKS		Recreation—Culture	35,566.35	PRIOR YEARS TAXES OUTSTANDING	
Streets and Drainage	522,650.66	Public Works	193,785.87	Balance January 1, 1983	260,034.69
Sewers and Sewage Processing		Buildings and Grounds	135,726.75	Collected in 1983	240,135.77
Garbage and Trash Disposal	15,250.00	Library and Education	38,656.43	Cancelled, Abated or Adjusted 1983	11,244.51
Public Buildings and Grounds	61,375.00	Conservation		Transfers to Tax Title Liens or Foreclosed	7,771.16
Other Public Works	9,239.20	All Other		Balance December 31, 1983	883.25
HEALTH and WELFARE		CAPITAL DEBT AUTHORIZED, DECEMBER 31, 1983		TAX TITLE LIENS OUTSTANDING	
Health Services Except Environmental	86,277.00	ISSUED AND UNISSUED		Balance January 1, 1983	53,142.44
Welfare-Public Assistance	15,474.00	School	1,842,406	Transfer From Taxes	42,502.71
Hospitals, Clinics, First Aid	3,000.00	Self-liquidating	1,040,000	Redeemed in 1983	7,933.73
Animal, Insect, & Rodent Control	10,250.00	Other	3,685,970	Cancelled, Abated or Adjusted (1983)	
Other Welfare Services		Total	6,568,376	Transfers to Foreclosed Property	38,373.49
RECREATION and CONSERVATION		ISSUED AND OUTSTANDING		Balance December 31, 1983	49,337.93
Beaches and Boardwalks		School	1,842,406.43	PROPERTY ACQUIRED BY DEED OR FORECLOSURE	
Parks, Playgrounds, Shade Trees	100,847.00	Self-Liquidating	656,000.00	Balance January 1, 1983	296,658.51
Land Reclamation & Conservation	8,750.00	Other	2,880,000.00	Transfers From Taxes or Liens	38,373.49
Other Recreational Services	40,516.00	Total	5,378,406.43	Sale for Cash (1983)	
EDUCATION (excluding schools)		EQUALIZED VALUATION BASIS		Cancelled, Abated or Adjusted (1983)	
Libraries	193,236.00	FOR NET DEBT COMPUTATION	457,953,544	Balance December 31, 1983	335,032.00
Other Educational Services	7,604.00	REAL PROPERTY VALUATIONS		CURRENT FINANCES DECEMBER 31, 1983	
STATUTORY EXPENDITURES		Code Class # of Parcels % VAL'N		ASSETS	
Pensions & F. I. C. A.	266,718.26	1 Vacant Land 823 4.24	6,553,400.00	Cash Dec. 31, 1983	2,349,250.93
Employee Fringe Benefits	134,780.00	2 Residential 4519 76.74	118,559,800.00	Taxes Receivable	264,068.19
Other Statutory Expenditures	17,522.85	3 Farm 63 .80	1,236,690.00	Tax Title Liens	49,337.93
CETA And Other Public Employment Programs		4a Commercial 183 10.60	16,378,700.00	Foreclosed Property	335,032.00
MUNICIPAL FUNCTIONS		4b Industrial 24 6.60	10,203,500.00	Emergencies & Other Deferred Charges	
CAPITAL IMPROVEMENTS		4c Apartments 3 1.02	1,572,400.00	State and Federal Aid Receivable	
DEBT SERVICE		Total 5615	154,504,490.00	Other Receivables	23,313.74
Principal Payments	79,050.00	Land Area 12.70 Sq. Miles		Total	3,021,002.79
Interest Payments	196,306.93	Net Valuation Taxable-Municipal	156,737,920	LIABILITIES, RESERVES, AND SURPLUS	
DEFERRED CHARGES		Net Valuation Taxable-County	508,581,371	Cash Liabilities	1,477,490.16
SCHOOL, COUNTY, SPECIAL DISTRICT TAXES	9,182,295.02	State Equalized Valuation	482,534,839	Reserves for Receivables	671,751.86
RESERVE FOR UNCOLLECTED TAXES	413,172.44	State Equalization Ratio	32.18	Surplus Dec. 31, 1983	871,760.77
EXPENDITURES TOTAL	13,550,750.35			Total	3,021,002.79

0802

Population 1980 **23,473**
 Population 1983 **23,881**
 S & P Rating **AAA**
 Moody Rating **AAA**

General Tax Rate Per \$100. **2.57**
 State Equalized Tax Rate **2.30**

DEPTFORD TOWNSHIP – GLOUCESTER CO.
Form of Government:
Council-Manager Plan E (OMCL 50)
Number of Members on Governing Body – 7
PER CAPITA:

Gross Debt **285.26**
 Net Debt **241.37**
 Debt Service **30.15**
 Total Tax Levy **503.90**
 Municipal Expenditures **252.08**

PER CENT:

Gross Debt **1.53**
 Net Debt **1.30**
 Tax Levy Collected **92.76**
 Tax Levy Cancelled, Abated or Adjusted **.14**

EXPENDITURES		REVENUES-REALIZED		1983 PROPERTY TAX	
GENERAL GOVERNMENT				STATE EQUALIZED TAX RATE 1.38	
Governing Body & Public Boards	41,087.82	1983 Property Taxes Collected		Local District School Taxes	6,799,270.00
Municipal Clerk	62,042.29	1983 Payments in Lieu of Taxes		Regional & Consolidated School Tax	
Financial Administration	91,184.92	Delinquent Tax & Lien Collections		School Taxes in Municipal Budget	
Assessment of Taxes	84,932.40	Business Personalty Replacement Taxes		County Taxes	2,790,344.54
Collection of Taxes	71,632.38	Taxes from Public Utilities		County Library Taxes	
Planning, Housing & Development	32,300.00	Other Miscellaneous Tax Revenues		Local Municipal Purpose Taxes	1,777,308.66
Human Resources	33,157.42	State Aid Revenues		Veteran & Senior Citizen Taxes	256,050.00
Elections	24,700.00	Federal Aid Revenues		Total Taxes for Rate Computation	11,622,973.20
General Administration (other)	412,993.87	State and Local Fiscal Assistance Act Utilized		Special District Taxes	531,701.00
JUDICIARY		Sale of Acquired Property		Bank Corp. Taxes	13,036.19
Municipal Courts	92,618.85	Other Miscellaneous Revenues		Added and Omitted Taxes	121,956.09
PUBLIC SAFETY		Total		Total Taxes Levied - ABSTRACT	12,033,616.48
Fire Protection	4,800.00	Prior Years Surplus Appropriated		Total Taxes Billed	12,049,462.62
Police Protection	1,477,861.20	REVENUES TOTAL		1983 TAXES COLLECTED	11,176,745.19
Civil Defense & Disaster Control	1,641.60	Reserve For Uncollected Taxes		1983 Taxes Cancelled, Abated or Adjusted	16,708.01
Environmental Inspection & Control	132,561.15	CAPITAL OUTLAY TOTAL		Transfer to Tax Title Liens or Foreclosed	160,736.74
Other Public Safety				Balance Outstanding Dec. 31, 1983	695,272.68
PUBLIC WORKS		Public Enterprises		PRIOR YEARS TAXES OUTSTANDING	
Streets and Drainage	509,161.17	Recreation—Culture		Balance January 1, 1983	634,965.93
Sewers and Sewage Processing	253,000.00	Public Works		Collected in 1983	554,695.15
Garbage and Trash Disposal	13,200.00	Buildings and Grounds		Cancelled, Abated or Adjusted 1983	10,366.73
Public Buildings and Grounds	161,023.98	Library and Education		Transfers to Tax Title Liens or Foreclosed	44,616.68
Other Public Works	73,348.71	Conservation		Balance December 31, 1983	25,287.37
HEALTH and WELFARE		All Other		TAX TITLE LIENS OUTSTANDING	
Health Services Except Environmental	16,585.16	CAPITAL DEBT AUTHORIZED, DECEMBER 31, 1983		Balance January 1, 1983	384,667.10
Welfare-Public Assistance	55,000.00	ISSUED AND UNISSUED GROSS DEBT NET DEBT		Transfer From Taxes	211,614.15
Hospitals, Clinics, First Aid		School 1,048,000		Redeemed in 1983	174,654.40
Animal, Insect, & Rodent Control		Self-liquidating 5,764,197		Cancelled, Abated or Adjusted (1983)	4,084.93
Other Welfare Services	30,168.86	Other 6,812,197		Transfers to Foreclosed Property	
RECREATION and CONSERVATION		Total 6,812,197		Balance December 31, 1983	417,541.92
Beaches and Boardwalks		ISSUED AND OUTSTANDING		PROPERTY ACQUIRED BY DEED OR FORECLOSURE	
Parks, Playgrounds, Shade Trees	112,506.69	School 1,048,000.00		Balance January 1, 1983	3,568,600.00
Land Reclamation & Conservation	150.00	Self-Liquidating 5,580,200.00		Transfers From Taxes or Liens	
Other Recreational Services	2,000.00	Other 6,628,200.00		Sale for Cash (1983)	
EDUCATION (excluding schools)		Total 6,628,200.00		Cancelled, Abated or Adjusted (1983)	
Libraries	147,680.00	EQUALIZED VALUATION BASIS		Balance December 31, 1983	3,568,600.00
Other Educational Services		FOR NET DEBT COMPUTATION		CURRENT FINANCES DECEMBER 31, 1983	
STATUTORY EXPENDITURES		REAL PROPERTY VALUATIONS		ASSETS	
Pensions & F. I. C. A.	290,802.02	Code Class # of Parcels % VAL'N		Cash Dec. 31, 1983	1,056,617.75
Employee Fringe Benefits	193,101.52	1 Vacant Land 2280 6.45		Taxes Receivable	720,560.05
Other Statutory Expenditures	30,000.00	2 Residential 6294 59.78		Tax Title Liens	417,541.92
CETA And Other Public Employment Programs		3 Farm 281 1.37		Foreclosed Property	3,568,600.00
MUNICIPAL FUNCTIONS TOTAL	4,451,242.01	4a Commercial 264 27.95		Emergencies & Other Deferred Charges	1,373,158.78
CAPITAL IMPROVEMENTS *MEMO*	85,000.00	4b Industrial 5 .54		State and Federal Aid Receivable	
DEBT SERVICE		4c Apartments 9 3.91		Other Receivables	531,943.16
Principal Payments	228,300.00	Total 9133		Total	7,668,421.66
Interest Payments	491,610.19	Land Area 17.58 Sq. Miles		LIABILITIES, RESERVES, AND SURPLUS	
DEFERRED CHARGES	260,830.12	Net Valuation Taxable-Municipal		Cash Liabilities	2,166,433.72
SCHOOL, COUNTY, SPECIAL DISTRICT TAXES	10,121,315.54	Net Valuation Taxable-County		Reserves for Receivables	5,238,645.13
RESERVE FOR UNCOLLECTED TAXES	588,023.47	State Equalized Valuation		Surplus Dec. 31, 1983	263,342.81
EXPENDITURES TOTAL	16,141,321.33	State Equalization Ratio		Total	7,668,421.66

1409
 Population 1980 **14,681**
 Population 1983 **14,674**
 S & P Rating
 Moody Rating **AAA**

General Tax Rate Per \$100. **2.27**
 State Equalized Tax Rate **2.36**

DOVER TOWN – MORRIS COUNTY
Form of Government:
Town Council
Number of Members on Governing Body – 9

PER CAPITA:
 Gross Debt **341.70**
 Net Debt **160.87**
 Debt Service **22.81**
 Total Tax Levy **464.60**
 Municipal Expenditures **317.33**

PER CENT:
 Gross Debt **2.01**
 Net Debt **.95**
 Tax Levy Collected **96.23**
 Tax Levy Cancelled, Abated or Adjusted **.94**

EXPENDITURES		REVENUES-REALIZED		1983 PROPERTY TAX	
GENERAL GOVERNMENT				STATE EQUALIZED TAX RATE	
Governing Body & Public Boards	39,400.00	1983 Property Taxes Collected	6,516,926.51	Local District School Taxes	1.22 3,499,340.75
Municipal Clerk		1983 Payments in Lieu of Taxes	70,421.60	Regional & Consolidated School Tax	
Financial Administration	90,520.00	Delinquent Tax & Lien Collections	220,059.89	School Taxes in Municipal Budget	
Assessment of Taxes	18,890.00	Business Personalty Replacement Taxes	299,009.32	County Taxes	.38 1,088,563.28
Collection of Taxes	28,924.92	Taxes from Public Utilities	522,571.00	County Library Taxes	
Planning, Housing & Development	16,845.00	Other Miscellaneous Tax Revenues		Local Municipal Purpose Taxes	.75 2,146,288.84
Human Resources	2,000.00	State Aid Revenues	178,637.86	Veteran & Senior Citizen Taxes	126,250.00
Elections	4,323.23	Federal Aid Revenues		Total Taxes for Rate Computation	2.35 6,860,442.87
General Administration (other)	403,028.08	State and Local Fiscal Assistance Act Utilized	182,332.73	Special District Taxes	
JUDICIARY		Sale of Acquired Property		Bank Corp. Taxes	51,151.60
Municipal Courts	70,865.00	Other Miscellaneous Revenues	734,399.34	Added and Omitted Taxes	32,166.82
PUBLIC SAFETY		Total	8,724,358.25	Total Taxes Levied - ABSTRACT	6,817,511.29
Fire Protection	178,331.02	Prior Years Surplus Appropriated	550,000.00	Total Taxes Billed	6,772,134.10
Police Protection	849,775.00	REVENUES TOTAL	9,274,358.25	1983 TAXES COLLECTED	6,516,926.51
Civil Defense & Disaster Control	2,010.00	Reserve For Uncollected Taxes	368,589.61	1983 Taxes Cancelled, Abated or Adjusted	63,735.92
Environmental Inspection & Control	27,634.00	CAPITAL OUTLAY TOTAL	248,067.04	Balance Outstanding Dec. 31, 1983	8,961.96
Other Public Safety				Transfer to Tax Title Liens or Foreclosed	182,509.71
PUBLIC WORKS		Public Enterprises	40,216.65	PRIOR YEARS TAXES OUTSTANDING	
Streets and Drainage	557,369.39	Recreation—Culture		Balance January 1, 1983	197,970.71
Sewers and Sewage Processing	97,526.00	Public Works	175,697.07	Collected in 1983	188,828.98
Garbage and Trash Disposal	400,000.00	Buildings and Grounds	32,153.32	Cancelled, Abated or Adjusted 1983	
Public Buildings and Grounds	37,800.00	Library and Education		Transfers to Tax Title Liens or Foreclosed	9,141.73
Other Public Works	9,000.00	Conservation		Balance December 31, 1983	
HEALTH and WELFARE		All Other		TAX TITLE LIENS OUTSTANDING	
Health Services Except Environmental	150,429.00	CAPITAL DEBT AUTHORIZED, DECEMBER 31, 1983		Balance January 1, 1983	37,074.68
Welfare-Public Assistance	36,690.00	ISSUED AND UNISSUED		Transfer From Taxes	19,444.53
Hospitals, Clinics, First Aid		SCHOOL GROSS DEBT		Redeemed in 1983	31,230.91
Animal, Insect, & Rodent Control	12,300.00	School Self-liquidating	1,100,000	Cancelled, Abated or Adjusted (1983)	
Other Welfare Services		Other	1,553,500	Transfers to Foreclosed Property	
RECREATION and CONSERVATION		Total	2,360,650	Balance December 31, 1983	25,288.30
Beaches and Boardwalks		ISSUED AND OUTSTANDING		PROPERTY ACQUIRED BY DEED OR	
Parks, Playgrounds, Shade Trees	150,236.00	School	1,100,000.00	FORECLOSURE	
Land Reclamation & Conservation		Self-Liquidating	1,506,000.00	Balance January 1, 1983	169,500.00
Other Recreational Services	26,360.00	Other	2,173,400.00	Transfers From Taxes or Liens	
EDUCATION (excluding schools)		Total	4,779,400.00	Sale for Cash (1983)	
Libraries	147,921.00	EQUALIZED VALUATION BASIS		Cancelled, Abated or Adjusted (1983)	
Other Educational Services		FOR NET DEBT COMPUTATION	248,945,796	Balance December 31, 1983	169,500.00
STATUTORY EXPENDITURES		REAL PROPERTY VALUATIONS		CURRENT FINANCES DECEMBER 31, 1983	
Pensions & F. I. C. A.	343,504.36	Code Class # of Parcels % VAL'N		ASSETS	
Employee Fringe Benefits	206,000.00	1 Vacant Land 278 1.41	4,037,500.00	Cash Dec. 31, 1983	1,194,698.34
Other Statutory Expenditures	10,000.00	2 Residential 3172 70.97	202,588,300.00	Taxes Receivable	182,509.71
CETA And Other Public Employment Programs		3 Farm		Tax Title Liens	25,288.30
MUNICIPAL FUNCTIONS TOTAL	3,917,682.00	4a Commercial 345 16.34	46,645,500.00	Foreclosed Property	169,500.00
CAPITAL IMPROVEMENTS *MEMU*	10,000.00	4b Industrial 45 7.91	22,566,500.00	Emergencies & Other Deferred Charges	
DEBT SERVICE		4c Apartments 30 3.36	9,601,200.00	State and Federal Aid Receivable	5,759.57
Principal Payments	160,000.00	Total 3870	285,439,000.00	Other Receivables	144,168.22
Interest Payments	174,733.50	Land Area 2.51 Sq. Miles		Total	1,721,924.14
DEFERRED CHARGES	35,560.42	Net Valuation Taxable-Municipal	296,914,858	LIABILITIES, RESERVES, AND SURPLUS	
SCHOOL, COUNTY, SPECIAL DISTRICT TAXES	4,587,904.03	Net Valuation Taxable-County	304,650,933	Cash Liabilities	395,234.65
RESERVE FOR UNCOLLECTED TAXES	368,589.61	State Equalized Valuation	286,267,358	Reserves for Receivables	521,466.23
EXPENDITURES TOTAL	9,244,469.56	State Equalization Ratio	103.92	Surplus Dec. 31, 1983	805,223.26
				Total	1,721,924.14

1507

Population 1980 **64,455**
 Population 1983 **66,990**
 S & P Rating **AAA**
 Moody Rating **AAA**

General Tax Rate Per \$100.
4.61
 State Equalized Tax Rate
2.38

DOVER TOWNSHIP – OCEAN COUNTY**Form of Government:****Township Committee****Number of Members on Governing Body – 5****PER CAPITA:**

Gross Debt **646.34**
 Net Debt **337.92**
 Debt Service **51.50**
 Total Tax Levy **792.33**
 Municipal Expenditures **337.99**

PER CENT:

Gross Debt **2.20**
 Net Debt **1.15**
 Tax Levy Collected **94.89**
 Tax Levy Cancelled, Abated
 or Adjusted **.30**

EXPENDITURES		REVENUES-REALIZED		1983 PROPERTY TAX	
GENERAL GOVERNMENT				STATE EQUALIZED TAX RATE \rightarrow	
Governing Body & Public Boards	79,950.00	1983 Property Taxes Collected		Local District School Taxes	
Municipal Clerk		1983 Payments in Lieu of Taxes		Regional & Consolidated School Tax 1.56	33,223,210.71
Financial Administration	155,790.00	Delinquent Tax & Lien Collections		School Taxes in Municipal Budget	
Assessment of Taxes	233,885.00	Business Personalty Replacement Taxes		County Taxes .44	* 9,463,302.85
Collection of Taxes	158,290.00	Taxes from Public Utilities		County Library Taxes .03	608,085.94
Planning, Housing & Development	212,651.00	Other Miscellaneous Tax Revenues		Local Municipal Purpose Taxes .35	7,567,265.60
Human Resources	86,944.00	State Aid Revenues		Veteran & Senior Citizen Taxes	938,300.00
Elections	11,750.00	Federal Aid Revenues		Total Taxes for Rate Computation 2.38	51,800,165.10
General Administration (other)	2,111,645.36	State and Local Fiscal Assistance Act Utilized		Special District Taxes	1,603,220.93
JUDICIARY		Sale of Acquired Property		Bank Corp. Taxes	101,189.82
Municipal Courts	278,350.00	Other Miscellaneous Revenues		Added and Omitted Taxes	511,942.01
PUBLIC SAFETY		Total		Total Taxes Levied - ABSTRACT	53,078,217.86
Fire Protection	4,600,147.67	Prior Years Surplus Appropriated		Total Taxes Billed	52,980,861.29
Police Protection	42,450.00	REVENUES TOTAL		1983 TAXES COLLECTED	50,271,899.36
Civil Defense & Disaster Control	193,575.00	Reserve For Uncollected Taxes		1983 Taxes Cancelled, Abated or Adjusted	160,764.55
Environmental Inspection & Control	18,540.00	CAPITAL OUTLAY TOTAL		Transfer to Tax Title Liens or Foreclosed	110,124.25
Other Public Safety				Balance Outstanding Dec. 31, 1983	2,438,073.13
PUBLIC WORKS				PRIOR YEARS TAXES OUTSTANDING	
Streets and Drainage	2,516,711.65	Public Enterprises		Balance January 1, 1983	2,696,426.52
Sewers and Sewage Processing	13,000.00	Recreation—Culture		Collected in 1983	2,533,901.49
Garbage and Trash Disposal	1,365,118.00	Public Works		Cancelled, Abated or Adjusted 1983	35,174.39
Public Buildings and Grounds	193,085.00	Buildings and Grounds		Transfers to Tax Title Liens or Foreclosed	33,163.43
Other Public Works	398,800.00	Library and Education		Balance December 31, 1983	94,187.21
HEALTH and WELFARE		Conservation		TAX TITLE LIENS OUTSTANDING	
Health Services Except Environmental	80,825.00	All Other		Balance January 1, 1983	343,824.43
Welfare-Public Assistance	71,616.00	CAPITAL DEBT AUTHORIZED, DECEMBER 31, 1983		Transfer From Taxes	150,746.74
Hospitals, Clinics, First Aid		ISSUED AND UNISSUED GROSS DEBT		Redeemed in 1983	220,608.53
Animal, Insect, & Rodent Control		School 20,259,714		Cancelled, Abated or Adjusted (1983)	
Other Welfare Services		Self-Liquidating 317,500		Transfers to Foreclosed Property	12,245.63
RECREATION and CONSERVATION		Other 22,720,771		Balance December 31, 1983	261,717.01
Beaches and Boardwalks	164,150.00	Total 43,297,986		PROPERTY ACQUIRED BY DEED OR FORECLOSURE	
Parks, Playgrounds, Shade Trees	590,412.95	ISSUED AND OUTSTANDING		Balance January 1, 1983	1,327,354.37
Land Reclamation & Conservation	35,449.00	School 20,259,714.46		Transfers From Taxes or Liens	12,245.63
Other Recreational Services	304,831.00	Self-Liquidating 22,665,500.00		Sale for Cash (1983)	164,495.00
EDUCATION (excluding schools)		Other 42,925,214.46		Cancelled, Abated or Adjusted (1983)	197,505.00
Libraries	6,200.00	EQUALIZED VALUATION BASIS		Balance December 31, 1983	977,600.00
Other Educational Services		FOR NET DEBT COMPUTATION		CURRENT FINANCES DECEMBER 31, 1983	
STATUTORY EXPENDITURES		REAL PROPERTY VALUATIONS		ASSETS	
Pensions & F. I. C. A.	1,456,127.63	Code Class # of Parcels % VAL'N		Cash Dec. 31, 1983	9,189,757.86
Employee Fringe Benefits	540,000.00	1 Vacant Land 5273 5.22		Taxes Receivable	2,532,260.34
Other Statutory Expenditures	24,163.97	2 Residential 26441 73.58		Tax Title Liens	261,717.01
CETA And Other Public Employment Programs		3 Farm 211 .82		Foreclosed Property	977,600.00
MUNICIPAL FUNCTIONS TOTAL	15,944,458.23	4a Commercial 758 15.07		Emergencies & Other Deferred Charges	444,000.00
CAPITAL IMPROVEMENTS *MEMO*	68,000.00	4b Industrial 12 3.13		State and Federal Aid Receivable	
DEBT SERVICE		4c Apartments 36 2.17		Other Receivables	226,591.15
Principal Payments	1,390,000.00	Total 32731		Total	13,631,926.36
Interest Payments	2,060,085.77	Land Area 41.62 Sq. Miles		LIABILITIES, RESERVES, AND SURPLUS	
DEFERRED CHARGES	198,435.30	Net Valuation Taxable-Municipal		Cash Liabilities	4,786,208.53
SCHOOL, COUNTY, SPECIAL DISTRICT TAXES	44,897,820.43	Net Valuation Taxable-County		Reserves for Receivables	3,998,168.50
RESERVE FOR UNCOLLECTED TAXES	3,049,155.80	State Equalized Valuation		Surplus Dec. 31, 1983	4,847,549.33
EXPENDITURES TOTAL	67,539,955.53	State Equalization Ratio		Total	13,631,926.36

0604
 Population 1980 **1,803**
 Population 1983 **1,857**
 S & P Rating
 Moody Rating

General Tax Rate Per \$100.
4.02
 State Equalized Tax Rate
2.81

DOWNE TOWNSHIP - CUMBERLAND CO.
Form of Government:
Township Committee
Number of Members on Governing Body - 3

PER CAPITA:
 Gross Debt **115.13**
 Net Debt **12.28**
 Debt Service **5.64**
 Total Tax Levy **474.32**
 Municipal Expenditures **243.18**

PER CENT:
 Gross Debt **.82**
 Net Debt **.09**
 Tax Levy Collected **88.41**
 Tax Levy Cancelled, Abated or Adjusted **.08**

EXPENDITURES		REVENUES-REALIZED		1983 PROPERTY TAX	
GENERAL GOVERNMENT				STATE EQUALIZED TAX RATE 1.68	
Governing Body & Public Boards		1983 Property Taxes Collected	780,113.74	Local District School Taxes	493,710.65
Municipal Clerk		1983 Payments in Lieu of Taxes		Regional & Consolidated School Tax	
Financial Administration	13,350.00	Delinquent Tax & Lien Collections	82,201.38	School Taxes in Municipal Budget	
Assessment of Taxes	15,380.00	Business Personalty Replacement Taxes	33,869.96	County Taxes	1.12 * 327,054.87
Collection of Taxes	13,850.00	Taxes from Public Utilities	170,339.00	County Library Taxes	
Planning, Housing & Development	3,500.00	Other Miscellaneous Tax Revenues		Local Municipal Purpose Taxes	
Human Resources		State Aid Revenues	12,168.26	Veteran & Senior Citizen Taxes	39,300.00
Elections	2,000.00	Federal Aid Revenues		Total Taxes for Rate Computation	2.80 860,065.52
General Administration (other)	56,000.00	State and Local Fiscal Assistance Act Utilized	18,711.00	Special District Taxes	59,022.00
JUDICIARY		Sale of Acquired Property		Bank Corp. Taxes	
Municipal Courts	9,600.00	Other Miscellaneous Revenues	69,562.86	Added and Omitted Taxes	1,025.46
PUBLIC SAFETY		Total	1,166,966.20	Total Taxes Levied - ABSTRACT	880,812.98
Fire Protection	3,000.00	Prior Years Surplus Appropriated	186,756.00	Total Taxes Billed	882,342.83
Police Protection	7,700.00	REVENUES TOTAL	1,353,722.20	1983 TAXES COLLECTED	780,113.74
Civil Defense & Disaster Control	1,000.00	Reserve For Uncollected Taxes	136,497.22	1983 Taxes Cancelled, Abated or Adjusted	679.90
Environmental Inspection & Control	10,280.00			Transfer to Tax Title Liens or Foreclosed	5,622.48
Other Public Safety				Balance Outstanding Dec. 31, 1983	95,926.71
PUBLIC WORKS		CAPITAL OUTLAY	TOTAL	PRIOR YEARS TAXES OUTSTANDING	
Streets and Drainage	124,350.00	Public Enterprises		Balance January 1, 1983	81,440.26
Sewers and Sewage Processing		Recreation—Culture		Collected in 1983	79,667.61
Garbage and Trash Disposal	4,400.00	Public Works		Cancelled, Abated or Adjusted 1983	
Public Buildings and Grounds	3,100.00	Buildings and Grounds		Transfers to Tax Title Liens or Foreclosed	867.68
Other Public Works		Library and Education		Balance December 31, 1983	904.97
HEALTH and WELFARE		Conservation		TAX TITLE LIENS OUTSTANDING	
Health Services Except Environmental	150.00	All Other		Balance January 1, 1983	38,663.60
Welfare-Public Assistance	8,800.00			Transfer From Taxes	6,613.92
Hospitals, Clinics, First Aid	1,750.00	CAPITAL DEBT AUTHORIZED, DECEMBER 31, 1983		Redeemed in 1983	2,533.77
Animal, Insect, & Rodent Control	8,900.00	ISSUED AND UNISSUED	GROSS DEBT	Cancelled, Abated or Adjusted (1983)	
Other Welfare Services		School	191,000	Transfers to Foreclosed Property	
RECREATION and CONSERVATION		Self-liquidating	22,800	Balance December 31, 1983	42,743.75
Beaches and Boardwalks		Other	213,800	PROPERTY ACQUIRED BY DEED OR FORECLOSURE	
Parks, Playgrounds, Shade Trees		Total	213,800	Balance January 1, 1983	6,000.00
Land Reclamation & Conservation				Transfers From Taxes or Liens	
Other Recreational Services		ISSUED AND OUTSTANDING	191,000.00	Sale for Cash (1983)	
EDUCATION (excluding schools)		School		Cancelled, Abated or Adjusted (1983)	
Libraries		Self-Liquidating	22,800.00	Balance December 31, 1983	6,000.00
Other Educational Services		Other	213,800.00	CURRENT FINANCES DECEMBER 31, 1983	
STATUTORY EXPENDITURES		Total	213,800.00	ASSETS	
Pensions & F. I. C. A.	10,000.00	EQUALIZED VALUATION BASIS	26,111,330	Cash Dec. 31, 1983	718,979.49
Employee Fringe Benefits	3,100.00	FOR NET DEBT COMPUTATION		Taxes Receivable	96,831.68
Other Statutory Expenditures	2,000.00	REAL PROPERTY VALUATIONS		Tax Title Liens	42,743.75
CETA And Other Public Employment Programs		Code Class # of Parcels % VAL'N	ASSESSED VALUATION	Foreclosed Property	6,000.00
MUNICIPAL FUNCTIONS		1 Vacant Land 1072 19.77	3,916,000.00	Emergencies & Other Deferred Charges	2,465.00
TOTAL	302,210.00	2 Residential 912 60.80	12,040,500.00	State and Federal Aid Receivable	
CAPITAL IMPROVEMENTS	*MEMO*	3 Farm 156 7.22	1,430,700.00	Other Receivables	20,574.91
DEBT SERVICE		4a Commercial 76 11.46	2,268,800.00	Total	887,594.83
Principal Payments	7,600.00	4b Industrial 5 .75	147,700.00	LIABILITIES, RESERVES, AND SURPLUS	
Interest Payments	2,872.80	4c Apartments		Cash Liabilities	447,577.98
		Total 2221	19,803,700.00	Reserves for Receivables	166,085.34
DEFERRED CHARGES		Land Area 54.35 Sq. Miles		Surplus Dec. 31, 1983	273,931.51
SCHOOL, COUNTY, SPECIAL DISTRICT TAXES	879,787.52	Net Valuation Taxable-Municipal	20,465,768	Total	887,594.83
RESERVE FOR UNCOLLECTED TAXES	136,497.22	Net Valuation Taxable-County	28,146,358		
EXPENDITURES	TOTAL	State Equalized Valuation	29,038,360		
	1,331,367.54	State Equalization Ratio	69.79		

0210
Population 1980 18,334
Population 1983 18,167
S & P Rating
Moody Rating AAA

General Tax Rate Per \$100. 3.99
State Equalized Tax Rate 2.69

DUMONT BOROUGH – BERGEN COUNTY
Form of Government:
Borough Council
Number of Members on Governing Body – 6

PER CAPITA:
Gross Debt 273.92
Net Debt 223.77
Debt Service 25.97
Total Tax Levy 654.91
Municipal Expenditures 281.17
PER CENT:
Gross Debt 1.22
Net Debt 1.00
Tax Levy Collected 97.28
Tax Levy Cancelled, Abated or Adjusted 1.60

EXPENDITURES		REVENUES-REALIZED		1983 PROPERTY TAX	
GENERAL GOVERNMENT				STATE EQUALIZED TAX RATE \rightarrow	
Governing Body & Public Boards		1983 Property Taxes Collected	11,770,684.45	Local District School Taxes 1.71	7,546,660.75
Municipal Clerk		1983 Payments in Lieu of Taxes		Regional & Consolidated School Tax	
Financial Administration	21,000.00	Delinquent Tax & Lien Collections	156,490.41	School Taxes in Municipal Budget	
Assessment of Taxes	17,750.00	Business Personalty Replacement Taxes	68,051.16	County Taxes .35	1,530,227.51
Collection of Taxes	59,616.00	Taxes from Public Utilities	897,182.00	County Library Taxes	
Planning, Housing & Development	5,275.00	Other Miscellaneous Tax Revenues		Local Municipal Purpose Taxes .63	2,790,883.79
Human Resources		State Aid Revenues	237,961.88	Veteran & Senior Citizen Taxes	215,200.00
Elections		Federal Aid Revenues		Total Taxes for Rate Computation 2.69	12,082,972.05
General Administration (other)	238,246.24	State and Local Fiscal Assistance Act Utilized	173,101.56	Special District Taxes	
JUDICIARY		Sale of Acquired Property		Bank Corp. Taxes	7,686.04
Municipal Courts	34,300.00	Other Miscellaneous Revenues	272,794.25	Added and Omitted Taxes	22,372.29
PUBLIC SAFETY		Total	13,576,265.71	Total Taxes Levied - ABSTRACT	11,897,830.38
Fire Protection	144,620.55	Prior Years Surplus Appropriated	425,000.00	Total Taxes Billed	12,099,705.34
Police Protection	1,221,130.11	REVENUES TOTAL	14,001,265.71	1983 TAXES COLLECTED	11,770,684.45
Civil Defense & Disaster Control		Reserve For Uncollected Taxes	228,617.68	1983 Taxes Cancelled, Abated or Adjusted	193,076.46
Environmental Inspection & Control	21,513.00	CAPITAL OUTLAY TOTAL	587,658.92	Transfer to Tax Title Liens or Foreclosed	6,619.41
Other Public Safety	19,895.46			Balance Outstanding Dec. 31, 1983	129,325.02
PUBLIC WORKS				PRIOR YEARS TAXES OUTSTANDING	
Streets and Drainage	497,415.41	Public Enterprises		Balance January 1, 1983	154,397.28
Sewers and Sewage Processing	506,860.97	Recreation—Culture	274,262.27	Collected in 1983	154,397.28
Garbage and Trash Disposal	586,992.00	Public Works	185,212.49	Cancelled, Abated or Adjusted 1983	
Public Buildings and Grounds	34,103.00	Buildings and Grounds	128,184.16	Transfers to Tax Title Liens or Foreclosed	
Other Public Works	52,080.41	Library and Education		Balance December 31, 1983	
HEALTH and WELFARE		Conservation		TAX TITLE LIENS OUTSTANDING	
Health Services Except Environmental	44,369.00	All Other		Balance January 1, 1983	28,905.53
Welfare-Public Assistance	8,713.00	CAPITAL DEBT AUTHORIZED, DECEMBER 31, 1983		Transfer From Taxes	6,619.41
Hospitals, Clinics, First Aid		ISSUED AND UNISSUED		Redeemed in 1983	2,093.13
Animal, Insect, & Rodent Control		SCHOOL	911,000	Cancelled, Abated or Adjusted (1983)	
Other Welfare Services		Self-liquidating	4,065,272	Transfers to Foreclosed Property	
RECREATION and CONSERVATION		Other	4,976,272	Balance December 31, 1983	33,431.81
Beaches and Boardwalks	4,125.00	Total	4,976,272	PROPERTY ACQUIRED BY DEED OR	
Parks, Playgrounds, Shade Trees		ISSUED AND OUTSTANDING		FORECLOSURE	
Land Reclamation & Conservation	45,980.00	School	911,000.00	Balance January 1, 1983	47,526.00
Other Recreational Services		Self-Liquidating	3,966,665.00	Transfers From Taxes or Liens	
EDUCATION (excluding schools)		Other	4,877,665.00	Sale for Cash (1983)	
Libraries	106,000.00	Total	4,877,665.00	Cancelled, Abated or Adjusted (1983)	
Other Educational Services	4,000.00	EQUALIZED VALUATION BASIS		Balance December 31, 1983	47,526.00
STATUTORY EXPENDITURES		FOR NET DEBT COMPUTATION	406,520,351	CURRENT FINANCES DECEMBER 31, 1983	
Pensions & F. I. C. A.	288,290.95	REAL PROPERTY VALUATIONS		ASSETS	
Employee Fringe Benefits	282,259.50	Code Class # of Parcels % VAL'N		Cash Dec. 31, 1983	412,090.74
Other Statutory Expenditures	6,891.78	1 Vacant Land 88 .59	1,719,100.00	Taxes Receivable	129,325.02
CETA And Other Public Employment Programs	4,251,427.38	2 Residential 4889 89.48	262,266,700.00	Tax Title Liens	33,431.81
MUNICIPAL FUNCTIONS TOTAL	8,000.00	3 Farm 1	3,200.00	Foreclosed Property	47,526.00
CAPITAL IMPROVEMENTS *MEMO*		4a Commercial 122 5.26	15,415,100.00	Emergencies & Other Deferred Charges	106,815.00
DEBT SERVICE		4b Industrial 12 .43	1,263,500.00	State and Federal Aid Receivable	
Principal Payments	180,000.00	4c Apartments 24 4.24	12,433,800.00	Other Receivables	2,234.50
Interest Payments	291,808.22	Total 5136	293,101,400.00	Total	731,423.07
DEFERRED CHARGES	156,182.94	Land Area 1.80 Sq. Miles		LIABILITIES, RESERVES, AND SURPLUS	
SCHOOL, COUNTY, SPECIAL DISTRICT TAXES	9,076,888.26	Net Valuation Taxable-Municipal	297,931,086	Cash Liabilities	217,859.76
RESERVE FOR UNCOLLECTED TAXES	228,617.68	Net Valuation Taxable-County	413,158,919	Reserves for Receivables	212,517.33
EXPENDITURES TOTAL	14,184,924.48	State Equalized Valuation	440,086,097	Surplus Dec. 31, 1983	301,045.98
		State Equalization Ratio	67.34	Total	731,423.07

1203
 Population 1980 6,593
 Population 1983 6,472
 S & P Rating
 Moody Rating

General Tax Rate Per \$100. 2.84
 State Equalized Tax Rate 2.79

DUNELLEN BOROUGH - MIDDLESEX CO.
Form of Government:
Borough Council
Number of Members on Governing Body - 6

PER CAPITA:
 Gross Debt 77.34
 Net Debt 67.61
 Debt Service 5.13
 Total Tax Levy 640.96
 Municipal Expenditures 255.32

PER CENT:
 Gross Debt .38
 Net Debt .33
 Tax Levy Collected 96.08
 Tax Levy Cancelled, Abated or Adjusted .01

EXPENDITURES		REVENUES-REALIZED		1983 PROPERTY TAX	
GENERAL GOVERNMENT				STATE EQUALIZED TAX RATE 1.70	
Governing Body & Public Boards		1983 Property Taxes Collected	3,993,375.43	Local District School Taxes	2,528,304.55
Municipal Clerk		1983 Payments in Lieu of Taxes		Regional & Consolidated School Tax	
Financial Administration	9,600.00	Delinquent Tax & Lien Collections	109,994.82	School Taxes in Municipal Budget	
Assessment of Taxes	9,006.00	Business Personalty Replacement Taxes	213,461.56	County Taxes	897,399.87
Collection of Taxes	31,339.00	Taxes from Public Utilities	335,593.00	County Library Taxes	
Planning, Housing & Development	1,500.00	Other Miscellaneous Tax Revenues		Local Municipal Purpose Taxes	712,737.04
Human Resources		State Aid Revenues	69,116.73	Veteran & Senior Citizen Taxes	85,850.00
Elections	2,000.00	Federal Aid Revenues		Total Taxes for Rate Computation	4,224,291.46
General Administration (other)	117,395.00	State and Local Fiscal Assistance Act Utilized	31,637.00	Special District Taxes	
JUDICIARY		Sale of Acquired Property		Bank Corp. Taxes	3,253.35
Municipal Courts	32,626.00	Other Miscellaneous Revenues	136,375.85	Added and Omitted Taxes	6,628.56
PUBLIC SAFETY		Total	4,889,554.39	Total Taxes Levied - ABSTRACT	4,148,323.37
Fire Protection	66,854.00	Prior Years Surplus Appropriated	24,500.00	Total Taxes Billed	4,156,429.15
Police Protection	516,689.28	REVENUES TOTAL	4,914,054.39	1983 TAXES COLLECTED	3,993,375.43
Civil Defense & Disaster Control	100.00	Reserve For Uncollected Taxes	189,000.00	1983 Taxes Cancelled, Abated or Adjusted	621.96
Environmental Inspection & Control	4,625.00	CAPITAL OUTLAY TOTAL	228,175.32	Transfer to Tax Title Liens or Foreclosed	31,501.28
Other Public Safety				Balance Outstanding Dec. 31, 1983	130,930.48
PUBLIC WORKS				PRIOR YEARS TAXES OUTSTANDING	
Streets and Drainage	170,257.00	Public Enterprises	1,750.00	Balance January 1, 1983	114,456.83
Sewers and Sewage Processing	88,724.00	Recreation—Culture	176,395.23	Collected in 1983	109,994.82
Garbage and Trash Disposal	3,360.00	Public Works	42,205.63	Cancelled, Abated or Adjusted 1983	
Public Buildings and Grounds	53,994.00	Buildings and Grounds	7,824.46	Transfers to Tax Title Liens or Foreclosed	4,462.01
Other Public Works		Library and Education		Balance December 31, 1983	
HEALTH and WELFARE		Conservation		TAX TITLE LIENS OUTSTANDING	
Health Services Except Environmental	9,590.00	All Other		Balance January 1, 1983	43,762.46
Welfare-Public Assistance	11,774.00	CAPITAL DEBT AUTHORIZED, DECEMBER 31, 1983		Transfer From Taxes	36,520.21
Hospitals, Clinics, First Aid	250.00	ISSUED AND UNISSUED GROSS DEBT		Redeemed in 1983	
Animal, Insect, & Rodent Control		School	63,000	Cancelled, Abated or Adjusted (1983)	
Other Welfare Services		Self-Liquidating	437,566	Transfers to Foreclosed Property	
RECREATION and CONSERVATION		Other	500,566	Balance December 31, 1983	80,282.67
Beaches and Boardwalks	3,700.00	Total	437,566	PROPERTY ACQUIRED BY DEED OR FORECLOSURE	
Parks, Playgrounds, Shade Trees	50.00	ISSUED AND OUTSTANDING		Balance January 1, 1983	
Land Reclamation & Conservation	36,600.00	School	63,000.00	Transfers From Taxes or Liens	
Other Recreational Services		Self-Liquidating	141,800.00	Sale for Cash (1983)	
EDUCATION (excluding schools)		Other	204,800.00	Cancelled, Abated or Adjusted (1983)	
Libraries	49,131.00	Total		Balance December 31, 1983	
Other Educational Services	10,000.00	EQUALIZED VALUATION BASIS		CURRENT FINANCES DECEMBER 31, 1983	
STATUTORY EXPENDITURES		FOR NET DEBT COMPUTATION	132,593,143	ASSETS	
Pensions & F. I. C. A.	116,190.41	REAL PROPERTY VALUATIONS		Cash Dec. 31, 1983	390,854.72
Employee Fringe Benefits	46,800.00	Code Class # of Parcels % VAL'N		Taxes Receivable	130,930.48
Other Statutory Expenditures	2,000.00	1 Vacant Land 70 .90	1,274,100.00	Tax Title Liens	80,282.67
CETA And Other Public Employment Programs		2 Residential 1787 80.64	114,661,500.00	Foreclosed Property	
MUNICIPAL FUNCTIONS TOTAL	1,394,154.69	3 Farm		Emergencies & Other Deferred Charges	24,485.85
CAPITAL IMPROVEMENTS *MEMO*	5,000.00	4a Commercial 102 11.86	16,856,100.00	State and Federal Aid Receivable	
DEBT SERVICE		4b Industrial 7 5.67	8,059,700.00	Other Receivables	2,905.50
Principal Payments	23,000.00	4c Apartments 4 .94	1,332,400.00	Total	629,459.22
Interest Payments	10,200.75	Total 1970	142,183,800.00	LIABILITIES, RESERVES, AND SURPLUS	
DEFERRED CHARGES	36,099.59	Land Area 1.04 Sq. Miles		Cash Liabilities	324,657.54
SCHOOL, COUNTY, SPECIAL DISTRICT TAXES	3,425,704.42	Net Valuation Taxable-Municipal	146,119,739	Reserves for Receivables	214,118.65
RESERVE FOR UNCOLLECTED TAXES	189,000.00	Net Valuation Taxable-County	154,221,045	Surplus Dec. 31, 1983	90,683.03
EXPENDITURES TOTAL	5,078,159.45	State Equalized Valuation	148,712,476	Total	629,459.22
		State Equalization Ratio	98.27		

1508

Population 1980 **1,009**
 Population 1983 **1,047**
 S & P Rating
 Moody Rating

General Tax Rate Per \$100. **2.71**
 State Equalized Tax Rate **2.08**

EAGLESWOOD TOWNSHIP – OCEAN CO.**Form of Government:****Township Committee****Number of Members on Governing Body – 3**

PER CAPITA:

Gross Debt **1,942.50**
 Net Debt **39.16**
 Debt Service **15.86**
 Total Tax Levy **793.68**
 Municipal Expenditures **451.99**

PER CENT:

Gross Debt **5.70**
 Net Debt **.11**
 Tax Levy Collected **76.03**
 Tax Levy Cancelled, Abated
 or Adjusted

EXPENDITURES		REVENUES-REALIZED		1983 PROPERTY TAX	
GENERAL GOVERNMENT				STATE EQUALIZED TAX RATE →	
Governing Body & Public Boards		1983 Property Taxes Collected	631,726.62	Local District School Taxes .72	285,116.00
Municipal Clerk		1983 Payments in Lieu of Taxes	11,148.00	Regional & Consolidated School Tax .76	299,481.71
Financial Administration	6,200.00	Delinquent Tax & Lien Collections	124,932.25	School Taxes in Municipal Budget	
Assessment of Taxes	2,289.00	Business Personalty Replacement Taxes	4,648.76	County Taxes .41	* 162,640.98
Collection of Taxes	14,082.46	Taxes from Public Utilities	135,966.00	County Library Taxes .03	10,458.90
Planning, Housing & Development	11,705.61	Other Miscellaneous Tax Revenues		Local Municipal Purpose Taxes .16	63,700.00
Human Resources		State Aid Revenues	5,865.03	Veteran & Senior Citizen Taxes	24,750.00
Elections		Federal Aid Revenues		Total Taxes for Rate Computation 2.08	846,147.59
General Administration (other)	69,764.94	State and Local Fiscal Assistance Act Utilized	22,389.00	Special District Taxes	
JUDICIARY		Sale of Acquired Property		Bank Corp. Taxes	88.25
Municipal Courts	16,663.93	Other Miscellaneous Revenues	55,865.54	Added and Omitted Taxes	9,493.07
PUBLIC SAFETY		Total	992,541.20	Total Taxes Levied - ABSTRACT	830,978.91
Fire Protection	20,000.00	Prior Years Surplus Appropriated	51,000.00	Total Taxes Billed	830,890.66
Police Protection	3,987.29	REVENUES TOTAL	1,043,541.20	1983 TAXES COLLECTED	631,726.62
Civil Defense & Disaster Control		Reserve For Uncollected Taxes	200,833.44	1983 Taxes Cancelled, Abated or Adjusted	
Environmental Inspection & Control	1,220.00	CAPITAL OUTLAY TOTAL	41,676.44	Transfer to Tax Title Liens or Foreclosed	50,000.00
Other Public Safety				Balance Outstanding Dec. 31, 1983	149,164.04
PUBLIC WORKS				PRIOR YEARS TAXES OUTSTANDING	
Streets and Drainage	37,263.80	Public Enterprises		Balance January 1, 1983	117,125.11
Sewers and Sewage Processing		Recreation—Culture		Collected in 1983	106,375.88
Garbage and Trash Disposal	36,469.22	Public Works	39,745.22	Cancelled, Abated or Adjusted 1983	
Public Buildings and Grounds	10,466.59	Buildings and Grounds	1,931.22	Transfers to Tax Title Liens or Foreclosed	
Other Public Works		Library and Education		Balance December 31, 1983	10,749.23
HEALTH and WELFARE		Conservation		TAX TITLE LIENS OUTSTANDING	
Health Services Except Environmental	150.00	All Other		Balance January 1, 1983	251,605.71
Welfare-Public Assistance	1,700.00	CAPITAL DEBT AUTHORIZED, DECEMBER 31, 1983		Transfer From Taxes	50,000.00
Hospitals, Clinics, First Aid		ISSUED AND UNISSUED		Redeemed in 1983	18,556.37
Animal, Insect, & Rodent Control	3,656.24	School	692,794	Cancelled, Abated or Adjusted (1983)	
Other Welfare Services		Self-liquidating	1,300,000	Transfers to Foreclosed Property	
RECREATION and CONSERVATION		Other	41,000	Balance December 31, 1983	283,049.34
Beaches and Boardwalks		Total	2,033,794	PROPERTY ACQUIRED BY DEED OR FORECLOSURE	
Parks, Playgrounds, Shade Trees				Balance January 1, 1983	386,355.18
Land Reclamation & Conservation				Transfers From Taxes or Liens	
Other Recreational Services	397.00			Sale for Cash (1983)	
EDUCATION (excluding schools)				Cancelled, Abated or Adjusted (1983)	24,961.18
Libraries	150.00			Balance December 31, 1983	361,394.00
Other Educational Services				CURRENT FINANCES DECEMBER 31, 1983	
STATUTORY EXPENDITURES				ASSETS	
Pensions & F. I. C. A.	6,848.99			Cash Dec. 31, 1983	221,618.80
Employee Fringe Benefits				Taxes Receivable	159,913.27
Other Statutory Expenditures	500.00			Tax Title Liens	283,049.34
CETA And Other Public Employment Programs				Foreclosed Property	361,394.00
MUNICIPAL FUNCTIONS TOTAL	243,515.07			Emergencies & Other Deferred Charges	18,355.07
CAPITAL IMPROVEMENTS *MEMO*	10,000.00			State and Federal Aid Receivable	15,116.83
DEBT SERVICE				Other Receivables	21,887.75
Principal Payments	16,000.00			Total	1,081,335.06
Interest Payments	603.00			LIABILITIES, RESERVES, AND SURPLUS	
DEFERRED CHARGES	12,281.90			Cash Liabilities	209,060.19
SCHOOL, COUNTY, SPECIAL DISTRICT TAXES	757,697.59			Reserves for Receivables	826,244.36
RESERVE FOR UNCOLLECTED TAXES	200,833.44			Surplus Dec. 31, 1983	46,030.51
EXPENDITURES TOTAL	1,230,931.00			Total	1,081,335.06

1008
Population 1980 3,468
Population 1983 3,624
S & P Rating
Moody Rating

General Tax Rate Per \$100. 1.73
State Equalized Tax Rate 1.86

EAST AMWELL TWP. - HUNTERDON CO.
Form of Government:
Township Committee
Number of Members on Governing Body - 3

PER CAPITA:
Gross Debt 49.99
Net Debt
Debt Service
Total Tax Levy 638.35
Municipal Expenditures 244.94
PER CENT:
Gross Debt .16
Net Debt
Tax Levy Collected 91.67
Tax Levy Cancelled, Abated or Adjusted 1.41

EXPENDITURES		REVENUES-REALIZED		1983 PROPERTY TAX	
GENERAL GOVERNMENT				STATE EQUALIZED TAX RATE	
Governing Body & Public Boards		1983 Property Taxes Collected	2,122,702.27	Local District School Taxes .78	951,124.00
Municipal Clerk		1983 Payments in Lieu of Taxes		Regional & Consolidated School Tax .56	679,513.11
Financial Administration	14,530.00	Delinquent Tax & Lien Collections	168,462.64	School Taxes in Municipal Budget	
Assessment of Taxes	19,850.00	Business Personalty Replacement Taxes	59,095.00	County Taxes .43	526,849.47
Collection of Taxes	18,525.00	Taxes from Public Utilities	188,027.00	County Library Taxes .03	31,574.60
Planning, Hausing & Development	20,225.00	Other Miscellaneous Tax Revenues		Local Municipal Purpose Taxes .06	73,039.14
Human Resources	2,900.00	State Aid Revenues	18,707.43	Veteran & Senior Citizen Taxes	29,100.00
Elections		Federal Aid Revenues		Total Taxes for Rate Computation 1.86	2,291,200.32
General Administration (other)	74,298.00	State and Local Fiscal Assistance Act Utilized	14,048.14	Special District Taxes	
JUDICIARY		Sale of Acquired Property		Bank Corp. Taxes	1,662.04
Municipal Courts	8,300.00	Other Miscellaneous Revenues	154,924.92	Added and Omitted Taxes	49,600.49
PUBLIC SAFETY		Total	2,725,967.40	Total Taxes Levied - ABSTRACT	2,313,362.85
Fire Protection	36,000.00	Prior Years Surplus Appropriated	300,000.00	Total Taxes Billed	2,315,599.54
Police Protection	28,050.00	REVENUES TOTAL	3,025,967.40	1983 TAXES COLLECTED	2,122,702.27
Civil Defense & Disaster Control	500.00	Reserve For Uncollected Taxes	198,088.77	1983 Taxes Cancelled, Abated or Adjusted	32,686.54
Environmental Inspection & Control	18,467.00	CAPITAL OUTLAY TOTAL	131,000.00	Transfer to Tax Title Liens or Foreclosed	4,271.25
Other Public Safety				Balance Outstanding Dec. 31, 1983	155,939.48
PUBLIC WORKS				PRIOR YEARS TAXES OUTSTANDING	
Streets and Drainage	330,500.14	Public Enterprises		Balance January 1, 1983	174,549.28
Sewers and Sewage Processing		Recreation—Culture		Collected in 1983	168,462.64
Garbage and Trash Disposal	8,000.00	Public Works		Cancelled, Abated or Adjusted 1983	523.71
Public Buildings and Grounds	40,600.00	Buildings and Grounds	131,000.00	Transfers to Tax Title Liens or Foreclosed	2,249.68
Other Public Works		Library and Education		Balance December 31, 1983	3,313.25
HEALTH and WELFARE		Conservation		TAX TITLE LIENS OUTSTANDING	
Health Services Except Environmental	8,500.00	All Other		Balance January 1, 1983	4,895.86
Welfare-Public Assistance	2,040.00	CAPITAL DEBT AUTHORIZED, DECEMBER 31, 1983		Transfer From Taxes	6,868.46
Hospitals, Clinics, First Aid		ISSUED AND UNISSUED		Redeemed in 1983	
Animal, Insect, & Rodent Control	1,700.00	School	181,149	Cancelled, Abated or Adjusted (1983)	
Other Welfare Services		Self-liquidating		Transfers to Foreclosed Property	
RECREATION and CONSERVATION		Other		Balance December 31, 1983	11,764.32
Beaches and Boardwalks		Total	181,149	PROPERTY ACQUIRED BY DEED OR FORECLOSURE	
Parks, Playgrounds, Shade Trees	500.00	ISSUED AND OUTSTANDING		Balance January 1, 1983	49,100.00
Land Reclamation & Conservation	700.00	School	181,149.62	Transfers From Taxes or Liens	
Other Recreational Services	12,375.00	Self-Liquidating		Sale for Cash (1983)	
EDUCATION (excluding schools)		Other		Cancelled, Abated or Adjusted (1983)	
Libraries		Total	181,149.62	Balance December 31, 1983	49,100.00
Other Educational Services		EQUALIZED VALUATION BASIS		CURRENT FINANCES DECEMBER 31, 1983	
STATUTORY EXPENDITURES		FOR NET DEBT COMPUTATION	114,332,825	ASSETS	
Pensions & F. I. C. A.	23,500.00	REAL PROPERTY VALUATIONS		Cash Dec. 31, 1983	621,790.05
Employee Fringe Benefits	19,000.00	Code Class # of Parcels % VAL'N		Taxes Receivable	159,252.73
Other Statutory Expenditures	500.00	1 Vacant Land 276 4.48	5,823,715.00	Tax Title Liens	11,764.32
CETA and Other Public Employment Programs		2 Residential 853 66.50	86,406,000.00	Foreclosed Property	49,100.00
MUNICIPAL FUNCTIONS		3 Farm 707 23.17	30,110,074.00	Emergencies & Other Deferred Charges	
CAPITAL IMPROVEMENTS		4a Commercial 47 5.24	6,814,592.00	State and Federal Aid Receivable	1,800.86
DEBT SERVICE		4b Industrial		Other Receivables	3,394.50
Principal Payments		4c Apartments 4 .60	777,200.00	Total	847,102.46
Interest Payments		Total	129,931,581.00	LIABILITIES, RESERVES, AND SURPLUS	
DEFERRED CHARGES		Land Area 28.10 Sq. Miles		Cash Liabilities	142,651.79
SCHOOL, COUNTY, SPECIAL DISTRICT TAXES	2,189,061.18	Net Valuation Taxable-Municipal	130,982,603	Reserves for Receivables	223,511.55
RESERVE FOR UNCOLLECTED TAXES	198,088.77	Net Valuation Taxable-County	115,308,097	Surplus Dec. 31, 1983	480,939.12
EXPENDITURES		State Equalized Valuation	121,793,553	Total	847,102.46
TOTAL	3,076,710.09	State Equalization Ratio	107.63		

1204

Population 1980 37,711
 Population 1983 38,327
 S & P Rating
 Moody Rating AA

General Tax Rate Per \$100.
2.47
 State Equalized Tax Rate
2.74

EAST BRUNSWICK TWP. - MIDDLESEX CO.**Form of Government:****Mayor-Council Plan E (OMCL 50)****Number of Members on Governing Body - 5****PER CAPITA:**

Gross Debt 850.63
 Net Debt 333.75
 Debt Service 54.30
 Total Tax Levy 889.50
 Municipal Expenditures 379.66

PER CENT:

Gross Debt 2.91
 Net Debt 1.14
 Tax Levy Collected 97.14
 Tax Levy Cancelled, Abated
or Adjusted .86

EXPENDITURES		REVENUES-REALIZED		1983 PROPERTY TAX	
GENERAL GOVERNMENT				STATE EQUALIZED TAX RATE 1.56	
Governing Body & Public Boards	179,942.00	1983 Property Taxes Collected	33,200,593.71	Local District School Taxes	18,969,069.50
Municipal Clerk		1983 Payments in Lieu of Taxes		Regional & Consolidated School Tax	
Financial Administration	129,965.00	Delinquent Tax & Lien Collections	721,569.26	School Taxes in Municipal Budget	
Assessment of Taxes	101,832.00	Business Personalty Replacement Taxes	587,008.88	County Taxes	7,300,297.52
Collection of Taxes	127,316.00	Taxes from Public Utilities	2,594,783.00	County Library Taxes	
Planning, Housing & Development	146,758.00	Other Miscellaneous Tax Revenues		Local Municipal Purpose Taxes	7,041,262.43
Human Resources	27,400.00	State Aid Revenues	350,278.41	Veteran & Senior Citizen Taxes	266,450.00
Elections		Federal Aid Revenues		Total Taxes for Rate Computation	33,577,079.45
General Administration (other)	2,326,613.11	State and Local Fiscal Assistance Act Utilized	374,298.00	Special District Taxes	490,930.00
JUDICIARY		Sale of Acquired Property		Bank Corp. Taxes	45,976.13
Municipal Courts	156,982.00	Other Miscellaneous Revenues	2,539,413.43	Added and Omitted Taxes	244,281.04
PUBLIC SAFETY		Total	40,367,944.69	Total Taxes Levied - ABSTRACT	34,091,816.62
Fire Protection	97,349.00	Prior Years Surplus Appropriated	950,000.00	Total Taxes Billed	34,177,330.60
Police Protection	2,746,735.00	REVENUES TOTAL	41,317,944.69	1983 TAXES COLLECTED	33,200,593.71
Civil Defense & Disaster Control	11,025.00	Reserve For Uncollected Taxes	675,630.69	1983 Taxes Cancelled, Abated or Adjusted	292,403.35
Environmental Inspection & Control	264,416.00	CAPITAL OUTLAY TOTAL	1,523,732.56	Transfer to Tax Title Liens or Foreclosed	
Other Public Safety		Public Enterprises		Balance Outstanding Dec. 31, 1983	684,333.54
PUBLIC WORKS		Recreation—Culture	26,741.53	PRIOR YEARS TAXES OUTSTANDING	
Streets and Drainage	957,504.00	Public Works	1,271,705.56	Balance January 1, 1983	764,362.34
Sewers and Sewage Processing	2,500.00	Buildings and Grounds	175,134.33	Collected in 1983	633,957.27
Garbage and Trash Disposal	906,000.00	Library and Education	50,151.14	Cancelled, Abated or Adjusted 1983	
Public Buildings and Grounds	127,465.00	Conservation		Transfers to Tax Title Liens or Foreclosed	25,504.88
Other Public Works	747,601.00	All Other		Balance December 31, 1983	104,900.19
HEALTH and WELFARE		CAPITAL DEBT AUTHORIZED, DECEMBER 31, 1983		TAX TITLE LIENS OUTSTANDING	
Health Services Except Environmental	112,673.00	ISSUED AND UNISSUED		Balance January 1, 1983	101,823.34
Welfare-Public Assistance	23,332.00	School	6,859,000	Transfer From Taxes	29,248.13
Hospitals, Clinics, First Aid		Self-liquidating	11,054,400	Redeemed in 1983	87,611.99
Animal, Insect, & Rodent Control		Other	14,688,820	Cancelled, Abated or Adjusted (1983)	
Other Welfare Services	6,322.00	Total	32,602,220	Transfers to Foreclosed Property	
RECREATION and CONSERVATION		ISSUED AND OUTSTANDING		Balance December 31, 1983	43,459.48
Beaches and Boardwalks		School	6,859,000.00	PROPERTY ACQUIRED BY DEED OR	
Parks, Playgrounds, Shade Trees	360,709.00	Self-Liquidating	11,051,900.00	FORECLOSURE	
Land Reclamation & Conservation	1,000.00	Other	14,332,800.00	Balance January 1, 1983	980,830.22
Other Recreational Services	344,534.00	Total	32,243,700.00	Transfers From Taxes or Liens	
EDUCATION (excluding schools)		EQUALIZED VALUATION BASIS		Sale for Cash (1983)	
Libraries	977,660.00	FOR NET DEBT COMPUTATION	1,122,017,323	Cancelled, Abated or Adjusted (1983)	
Other Educational Services	20,956.50	REAL PROPERTY VALUATIONS		Balance December 31, 1983	980,830.22
STATUTORY EXPENDITURES		Code Class # of Parcels % VAL'N		CURRENT FINANCES DECEMBER 31, 1983	
Pensions & F. I. C. A.	803,975.00	1 Vacant Land 817 2.37		ASSETS	
Employee Fringe Benefits		2 Residential 10165 72.74		Cash Dec. 31, 1983	1,648,337.42
Other Statutory Expenditures	3,000.00	3 Farm 199 .48		Taxes Receivable	789,233.73
CETA And Other Public Employment Programs		4a Commercial 391 14.43		Tax Title Liens	43,459.48
MUNICIPAL FUNCTIONS		4b Industrial 98 7.86		Foreclosed Property	980,830.22
CAPITAL IMPROVEMENTS		4c Apartments 10 2.11		Emergencies & Other Deferred Charges	240,000.00
DEBT SERVICE		Total 11680		State and Federal Aid Receivable	3,081.50
Principal Payments	1,159,000.00	Land Area 22.20 Sq. Miles		Other Receivables	57,441.13
Interest Payments	922,200.41	Net Valuation Taxable-Municipal	1,353,142,200	Total	3,762,383.48
		Net Valuation Taxable-County	1,244,270,624	LIABILITIES, RESERVES, AND SURPLUS	
		State Equalized Valuation	1,219,935,150	Cash Liabilities	1,407,483.78
		State Equalization Ratio	111.07	Reserves for Receivables	1,853,564.56
DEFERRED CHARGES				Surplus Dec. 31, 1983	501,335.14
SCHOOL, COUNTY, SPECIAL DISTRICT TAXES				Total	3,762,383.48
RESERVE FOR UNCOLLECTED TAXES					
EXPENDITURES					
TOTAL					

0803
Population 1980 4,144
Population 1983 4,211
S & P Rating
Moody Rating

General Tax Rate Per \$100. 1.97
State Equalized Tax Rate 2.08

EAST GREENWICH TWP. - GLOUCESTER CO.

Form of Government:
Township Committee

Number of Members on Governing Body - 3

PER CAPITA:
Gross Debt 122.11
Net Debt
Debt Service
Total Tax Levy 482.27
Municipal Expenditures 406.63

PER CENT:
Gross Debt .57
Net Debt
Tax Levy Collected 95.15
Tax Levy Cancelled, Abated or Adjusted .20

EXPENDITURES		REVENUES-REALIZED		1983 PROPERTY TAX	
GENERAL GOVERNMENT				STATE EQUALIZED TAX RATE	
Governing Body & Public Boards		1983 Property Taxes Collected	1,938,715.70	Local District School Taxes .73	716,484.60
Municipal Clerk		1983 Payments in Lieu of Taxes		Regional & Consolidated School Tax .72	701,098.32
Financial Administration	17,383.21	Delinquent Tax & Lien Collections	88,389.75	School Taxes in Municipal Budget	
Assessment of Taxes	9,925.00	Business Personalty Replacement Taxes	33,032.36	County Taxes .60	586,267.45
Collection of Taxes	14,570.00	Taxes from Public Utilities	1,034,805.00	County Library Taxes .02	16,115.28
Planning, Housing & Development	15,070.00	Other Miscellaneous Tax Revenues		Local Municipal Purpose Taxes	
Human Resources		State Aid Revenues	23,662.37	Veteran & Senior Citizen Taxes	37,600.00
Elections		Federal Aid Revenues		Total Taxes for Rate Computation 2.07	2,057,565.65
General Administration (other)	137,000.00	State and Local Fiscal Assistance Act Utilized	69,189.64	Special District Taxes	
JUDICIARY		Sale of Acquired Property		Bank Corp. Taxes	1,900.01
Municipal Courts	54,500.00	Other Miscellaneous Revenues	240,127.47	Added and Omitted Taxes	8,989.43
PUBLIC SAFETY		Total	3,427,922.29	Total Taxes Levied - ABSTRACT	2,030,855.09
Fire Protection	53,070.00	Prior Years Surplus Appropriated	523,279.25	Total Taxes Billed	2,037,526.36
Police Protection	417,324.00	REVENUES TOTAL	3,951,201.54	1983 TAXES COLLECTED	1,938,715.70
Civil Defense & Disaster Control	1,840.00	Reserve For Uncollected Taxes	191,500.00	1983 Taxes Cancelled, Abated or Adjusted	4,028.61
Environmental Inspection & Control	25,510.00	CAPITAL OUTLAY TOTAL	204,050.46	Transfer to Tax Title Liens or Foreclosed	14,822.48
Other Public Safety				Balance Outstanding Dec. 31, 1983	79,959.57
PUBLIC WORKS				PRIOR YEARS TAXES OUTSTANDING	
Streets and Drainage	253,057.41	Public Enterprises	24,078.46	Balance January 1, 1983	91,989.46
Sewers and Sewage Processing		Recreation—Culture		Collected in 1983	84,528.78
Garbage and Trash Disposal	55,000.00	Public Works		Cancelled, Abated or Adjusted 1983	17.06
Public Buildings and Grounds	34,000.00	Buildings and Grounds	179,972.00	Transfers to Tax Title Liens or Foreclosed	301.92
Other Public Works		Library and Education		Balance December 31, 1983	7,141.70
HEALTH and WELFARE		Conservation		TAX TITLE LIENS OUTSTANDING	
Health Services Except Environmental	24,040.00	All Other		Balance January 1, 1983	22,073.92
Welfare-Public Assistance	8,365.00	CAPITAL DEBT AUTHORIZED, DECEMBER 31, 1983		Transfer From Taxes	15,205.39
Hospitals, Clinics, First Aid		ISSUED AND UNISSUED		Redeemed in 1983	3,860.97
Animal, Insect, & Rodent Control	3,500.00	SCHOOL	514,210	Cancelled, Abated or Adjusted (1983)	
Other Welfare Services		Self-liquidating		Transfers to Foreclosed Property	
RECREATION and CONSERVATION		Other		Balance December 31, 1983	33,418.34
Beaches and Boardwalks		Total	514,210	PROPERTY ACQUIRED BY DEED OR	
Parks, Playgrounds, Shade Trees	23,250.00	ISSUED AND OUTSTANDING		FORECLOSURE	
Land Reclamation & Conservation		SCHOOL	514,210.11	Balance January 1, 1983	
Other Recreational Services	3,400.00	Self-Liquidating		Transfers From Taxes or Liens	
EDUCATION (excluding schools)		Other		Sale for Cash (1983)	
Libraries	5,800.00	Total	514,210.11	Cancelled, Abated or Adjusted (1983)	
Other Educational Services		EQUALIZED VALUATION BASIS		Balance December 31, 1983	
STATUTORY EXPENDITURES		FOR NET DEBT COMPUTATION	89,965,252	CURRENT FINANCES DECEMBER 31, 1983	
Pensions & F. I. C. A.	63,894.38	REAL PROPERTY VALUATIONS		ASSETS	
Employee Fringe Benefits	34,000.00	Code Class # of Parcels % VAL'N		Cash Dec. 31, 1983	1,436,413.97
Other Statutory Expenditures	3,000.00	1 Vacant Land 171 2.41	2,442,100.00	Taxes Receivable	87,101.27
CETA And Other Public Employment Programs		2 Residential 114 72.25	73,074,200.00	Tax Title Liens	33,418.34
MUNICIPAL FUNCTIONS TOTAL	1,257,499.00	3 Farm 376 11.80	11,938,000.00	Foreclosed Property	
CAPITAL IMPROVEMENTS *MEMO*		4a Commercial 53 9.08	9,186,800.00	Emergencies & Other Deferred Charges	
DEBT SERVICE		4b Industrial 8 3.49	3,534,700.00	State and Federal Aid Receivable	
Principal Payments		4c Apartments 8 .95	962,600.00	Other Receivables	
Interest Payments		Total 1730	101,138,400.00	Total	1,556,933.58
DEFERRED CHARGES	263,314.31	Land Area 14.89 Sq. Miles		LIABILITIES, RESERVES, AND SURPLUS	
SCHOOL, COUNTY, SPECIAL DISTRICT TAXES	2,019,965.05	Net Valuation Taxable-Municipal	103,009,489	Cash Liabilities	389,914.75
RESERVE FOR UNCOLLECTED TAXES	191,500.00	Net Valuation Taxable-County	94,618,072	Reserves for Receivables	120,519.61
EXPENDITURES TOTAL	3,732,278.96	State Equalized Valuation	97,755,254	Surplus Dec. 31, 1983	1,046,499.22
		State Equalization Ratio	195.48	Total	1,556,933.58

1410

Population 1980 9,319
 Population 1983 9,470
 S & P Rating
 Moody Rating AAA

General Tax Rate Per \$100. 4.12
 State Equalized Tax Rate 1.71

EAST HANOVER TOWNSHIP – MORRIS CO.
Form of Government:
Township Committee
Number of Members on Governing Body – 5

PER CAPITA:

Gross Debt 2,577.84
 Net Debt 2,250.26
 Debt Service 48.55
 Total Tax Levy 931.72
 Municipal Expenditures 463.12

PER CENT:

Gross Debt 5.30
 Net Debt 4.63
 Tax Levy Collected 98.48
 Tax Levy Cancelled, Abated or Adjusted .11

EXPENDITURES		REVENUES-REALIZED		1983 PROPERTY TAX	
GENERAL GOVERNMENT				STATE EQUALIZED TAX RATE → .74	
Governing Body & Public Boards		1983 Property Taxes Collected	8,690,025.94	Local District School Taxes	3,783,910.25
Municipal Clerk		1983 Payments in Lieu of Taxes		Regional & Consolidated School Tax	2,046,098.40
Financial Administration	72,000.00	Delinquent Tax & Lien Collections	136,595.20	School Taxes in Municipal Budget	
Assessment of Taxes	45,060.00	Business Personalty Replacement Taxes	279,511.80	County Taxes	2,185,078.02
Collection of Taxes	39,887.00	Taxes from Public Utilities	2,155,058.00	County Library Taxes	
Planning, Housing & Development	47,536.00	Other Miscellaneous Tax Revenues		Local Municipal Purpose Taxes	690,988.06
Human Resources	5,964.00	State Aid Revenues	55,111.08	Veteran & Senior Citizen Taxes	80,750.00
Elections	5,800.00	Federal Aid Revenues		Total Taxes for Rate Computation	8,786,824.73
General Administration (other)	564,563.00	State and Local Fiscal Assistance Act Utilized	62,044.00	Special District Taxes	
JUDICIARY		Sale of Acquired Property		Bank Corp. Taxes	12,637.01
Municipal Courts	34,644.00	Other Miscellaneous Revenues	1,192,885.62	Added and Omitted Taxes	104,666.40
PUBLIC SAFETY		Total	12,571,231.64	Total Taxes Levied - ABSTRACT	8,823,378.14
Fire Protection	85,705.00	Prior Years Surplus Appropriated	750,000.00	Total Taxes Billed	8,824,308.69
Police Protection	993,132.00	REVENUES TOTAL	13,321,231.64	1983 TAXES COLLECTED	8,690,025.94
Civil Defense & Disaster Control	10,945.00	Reserve For Uncollected Taxes	340,279.52	1983 Taxes Cancelled, Abated or Adjusted	9,379.94
Environmental Inspection & Control	55,121.00	CAPITAL OUTLAY TOTAL	13,653,614.02	Transfer to Tax Title Liens or Foreclosed	2,879.88
Other Public Safety				Balance Outstanding Dec. 31, 1983	122,022.93
PUBLIC WORKS				PRIOR YEARS TAXES OUTSTANDING	
Streets and Drainage	327,181.00	Public Enterprises	27,626.06	Balance January 1, 1983	134,010.42
Sewers and Sewage Processing	216,255.00	Recreation—Culture	31,569.90	Collected in 1983	132,931.67
Garbage and Trash Disposal	51,000.00	Public Works	12,840,026.71	Cancelled, Abated or Adjusted 1983	
Public Buildings and Grounds	100,339.00	Buildings and Grounds	375,719.54	Transfers to Tax Title Liens or Foreclosed	23.04
Other Public Works		Library and Education	378,671.81	Balance December 31, 1983	1,055.71
HEALTH and WELFARE		Conservation		TAX TITLE LIENS OUTSTANDING	
Health Services Except Environmental	86,044.00	All Other		Balance January 1, 1983	30,256.10
Welfare-Public Assistance	5,464.00	CAPITAL DEBT AUTHORIZED, DECEMBER 31, 1983		Transfer From Taxes	2,921.17
Hospitals, Clinics, First Aid	8,575.00	ISSUED AND UNISSUED		Redeemed in 1983	3,663.53
Animal, Insect, & Rodent Control		School	2,008,174	Cancelled, Abated or Adjusted (1983)	
Other Welfare Services		Self-Liquidating	1,094,000	Transfers to Foreclosed Property	
RECREATION and CONSERVATION		Other	21,309,996	Balance December 31, 1983	29,513.74
Beaches and Boardwalks		Total	24,412,170	PROPERTY ACQUIRED BY DEED OR FORECLOSURE	
Parks, Playgrounds, Shade Trees	4,500.00	ISSUED AND OUTSTANDING		Balance January 1, 1983	24,100.00
Land Reclamation & Conservation	6,100.00	School	2,008,174.37	Transfers From Taxes or Liens	
Other Recreational Services	251,478.00	Self-Liquidating	1,094,000.00	Sale for Cash (1983)	
EDUCATION (excluding schools)		Other	15,157,000.00	Cancelled, Abated or Adjusted (1983)	
Libraries	87,500.00	Total	18,259,174.37	Balance December 31, 1983	24,100.00
Other Educational Services		EQUALIZED VALUATION BASIS FOR NET DEBT COMPUTATION		CURRENT FINANCES DECEMBER 31, 1983	
STATUTORY EXPENDITURES				ASSETS	
Pensions & F. I. C. A.	203,164.00	REAL PROPERTY VALUATIONS		Cash Dec. 31, 1983	1,850,942.10
Employee Fringe Benefits	165,000.00	Code Class # of Parcels % VAL'N		Taxes Receivable	123,078.64
Other Statutory Expenditures		1 Vacant Land 406 4.13		Tax Title Liens	29,513.74
CETA And Other Public Employment Programs		2 Residential 2519 45.61		Foreclosed Property	24,100.00
MUNICIPAL FUNCTIONS		3 Farm 23 .29		Emergencies & Other Deferred Charges	25,140.10
CAPITAL IMPROVEMENTS		4a Commercial 141 42.89		State and Federal Aid Receivable	4,918.79
DEBT SERVICE		4b Industrial 39 7.08		Other Receivables	876,255.65
Principal Payments	53,540.00	4c Apartments		Total	2,933,949.02
Interest Payments	406,259.00	Total	3128	LIABILITIES, RESERVES, AND SURPLUS	
DEFERRED CHARGES		Land Area 8.21 Sq. Miles		Cash Liabilities	402,159.36
SCHOOL, COUNTY, SPECIAL DISTRICT TAXES	112,720.99	Net Valuation Taxable-Municipal	211,641,803	Reserves for Receivables	1,052,948.03
RESERVE FOR UNCOLLECTED TAXES	8,015,086.67	Net Valuation Taxable-County	609,332,530	Surplus Dec. 31, 1983	1,478,841.63
EXPENDITURES		State Equalized Valuation	506,707,719	Total	2,933,949.02
TOTAL	12,400,843.18	State Equalization Ratio	41.59		

0902
 Population 1980 **1,923**
 Population 1983 **1,932**
 S & P Rating
 Moody Rating

General Tax Rate Per \$100. **6.53**
 State Equalized Tax Rate **3.81**

EAST NEWARK BOROUGH – HUDSON CO.
Form of Government:
Borough Council
Number of Members on Governing Body – 6

PER CAPITA:
 Gross Debt **45.55**
 Net Debt **45.55**
 Debt Service **13.04**
 Total Tax Levy **558.67**
 Municipal Expenditures **464.16**

PER CENT:
 Gross Debt **.35**
 Net Debt **.35**
 Tax Levy Collected **93.71**
 Tax Levy Cancelled, Abated or Adjusted **1.58**

EXPENDITURES		REVENUES-REALIZED		1983 PROPERTY TAX	
GENERAL GOVERNMENT				STATE EQUALIZED TAX RATE	
Governing Body & Public Boards		1983 Property Taxes Collected	1,022,802.95	Local District School Taxes	.96
Municipal Clerk		1983 Payments in Lieu of Taxes		Regional & Consolidated School Tax	
Financial Administration	13,200.00	Delinquent Tax & Lien Collections	17,758.56	School Taxes in Municipal Budget	
Assessment of Taxes	4,668.00	Business Personalty Replacement Taxes	223,316.52	County Taxes	1.23 *
Collection of Taxes	5,630.00	Taxes from Public Utilities	98,118.00	County Library Taxes	
Planning, Housing & Development		Other Miscellaneous Tax Revenues		Local Municipal Purpose Taxes	1.62
Human Resources		State Aid Revenues	26,640.91	Veteran & Senior Citizen Taxes	
Elections	1,141.00	Federal Aid Revenues		Total Taxes for Rate Computation	3.81
General Administration (other)	120,168.70	State and Local Fiscal Assistance Act Utilized	31,557.00	Special District Taxes	
JUDICIARY		Sale of Acquired Property	52,784.09	Bank Corp. Taxes	6,533.85
Municipal Courts	18,698.00	Other Miscellaneous Revenues	1,472,978.03	Added and Omitted Taxes	1,171.07
PUBLIC SAFETY		Total		Total Taxes Levied - ABSTRACT	1,079,349.49
Fire Protection	18,209.00	Prior Years Surplus Appropriated	1,472,978.03	Total Taxes Billed	1,091,415.64
Police Protection	274,329.00	REVENUES	1,472,978.03	1983 TAXES COLLECTED	1,022,802.95
Civil Defense & Disaster Control		Reserve For Uncollected Taxes	21,288.67	1983 Taxes Cancelled, Abated or Adjusted	17,258.77
Environmental Inspection & Control	1,200.00	CAPITAL OUTLAY	11,000.00	Transfer to Tax Title Liens or Foreclosed	2,038.30
Other Public Safety		Total		Balance Outstanding Dec. 31, 1983	49,315.62
PUBLIC WORKS				PRIOR YEARS TAXES OUTSTANDING	
Streets and Drainage	26,099.33	Public Enterprises		Balance January 1, 1983	17,758.56
Sewers and Sewage Processing	151,042.00	Recreation—Culture		Collected in 1983	17,758.56
Garbage and Trash Disposal	59,634.01	Public Works		Cancelled, Abated or Adjusted 1983	
Public Buildings and Grounds	18,529.00	Buildings and Grounds	11,000.00	Transfers to Tax Title Liens or Foreclosed	
Other Public Works	15,091.00	Library and Education		Balance December 31, 1983	
HEALTH and WELFARE		Conservation		TAX TITLE LIENS OUTSTANDING	
Health Services Except Environmental	7,634.00	All Other		Balance January 1, 1983	15,138.55
Welfare-Public Assistance	6,810.00			Transfer From Taxes	2,038.30
Hospitals, Clinics, First Aid				Redeemed in 1983	
Animal, Insect, & Rodent Control				Cancelled, Abated or Adjusted (1983)	
Other Welfare Services				Transfers to Foreclosed Property	
RECREATION and CONSERVATION				Balance December 31, 1983	17,176.85
Beaches and Boardwalks	4,219.79			PROPERTY ACQUIRED BY DEED OR	
Parks, Playgrounds, Shade Trees				FORECLOSURE	
Land Reclamation & Conservation	7,976.25			Balance January 1, 1983	
Other Recreational Services				Transfers From Taxes or Liens	
EDUCATION (excluding schools)				Sale for Cash (1983)	
Libraries				Cancelled, Abated or Adjusted (1983)	
Other Educational Services				Balance December 31, 1983	
STATUTORY EXPENDITURES				CURRENT FINANCES DECEMBER 31, 1983	
Pensions & F. I. C. A.	54,476.00			ASSETS	
Employee Fringe Benefits	24,338.00			Cash Dec. 31, 1983	71,513.47
Other Statutory Expenditures	1,000.00			Taxes Receivable	49,315.62
CETA And Other Public Employment Programs				Tax Title Liens	17,176.85
MUNICIPAL FUNCTIONS				Foreclosed Property	
CAPITAL IMPROVEMENTS	*MEMO*			Emergencies & Other Deferred Charges	41,329.33
DEBT SERVICE				State and Federal Aid Receivable	
Principal Payments	10,000.00			Other Receivables	
Interest Payments	15,188.37			Total	179,335.27
DEFERRED CHARGES				LIABILITIES, RESERVES, AND SURPLUS	
SCHOOL, COUNTY, SPECIAL DISTRICT TAXES	16,186.99			Cash Liabilities	57,398.72
RESERVE FOR UNCOLLECTED TAXES	615,811.01			Reserves for Receivables	99,011.98
EXPENDITURES	1,512,568.12			Surplus Dec. 31, 1983	22,924.57
				Total	179,335.27

0705

Population 1980 **77,690**
 Population 1983 **77,170**
 S & P Rating
 Moody Rating **BAA**

General Tax Rate Per \$100. **10.43**
 State Equalized Tax Rate **8.07**

EAST ORANGE CITY – ESSEX COUNTY**Form of Government:****City Charter Act (P.L. 1908 c. 250)****Number of Members on Governing Body – 9****PER CAPITA:**

Gross Debt **546.77**
 Net Debt **186.26**
 Debt Service **71.92**
 Total Tax Levy **520.94**
 Municipal Expenditures **636.48**

PER CENT:

Gross Debt **9.08**
 Net Debt **3.09**
 Tax Levy Collected **84.35**
 Tax Levy Cancelled, Abated or Adjusted **3.50**

EXPENDITURES		REVENUES-REALIZED		1983 PROPERTY TAX	
GENERAL GOVERNMENT				STATE EQUALIZED TAX RATE 8.07	
Governing Body & Public Boards	376,166.51	1983 Property Taxes Collected	33,913,659.63	Local District School Taxes	1.59
Municipal Clerk	183,798.77	1983 Payments in Lieu of Taxes	918,425.31	Regional & Consolidated School Tax	
Financial Administration	354,549.62	Delinquent Tax & Lien Collections	2,815,911.14	School Taxes in Municipal Budget	.18
Assessment of Taxes	358,639.17	Business Personalty Replacement Taxes	1,418,776.76	County Taxes	1.14
Collection of Taxes	180,831.19	Taxes from Public Utilities	3,105,378.00	County Library Taxes	
Planning, Housing & Development	420,534.31	Other Miscellaneous Tax Revenues	167,704.00	Local Municipal Purpose Taxes	5.15
Human Resources	2,777,261.54	State Aid Revenues	8,142,425.91	Veteran & Senior Citizen Taxes	
Elections	16,600.00	Federal Aid Revenues	372,435.00	Total Taxes for Rate Computation	8.06
General Administration (other)	4,164,873.22	State and Local Fiscal Assistance Act Utilized	769,700.00	Special District Taxes	
JUDICIARY		Sale of Acquired Property	204,550.00	Bank Corp. Taxes	29,723.76
Municipal Courts	862,751.33	Other Miscellaneous Revenues	3,938,282.70	Added and Omitted Taxes	119,461.51
PUBLIC SAFETY		Total	55,767,248.45	Total Taxes Levied - ABSTRACT	40,201,051.23
Fire Protection	5,317,676.97	Prior Years Surplus Appropriated		Total Taxes Billed	40,205,862.76
Police Protection	6,060,397.36	REVENUES TOTAL	55,767,248.45	1983 TAXES COLLECTED	33,913,659.63
Civil Defense & Disaster Control	1,554.28	Reserve For Uncollected Taxes	5,391,092.17	1983 Taxes Cancelled, Abated or Adjusted	1,407,965.08
Environmental Inspection & Control	188,856.33	CAPITAL OUTLAY TOTAL	8,179,138.83	Transfer to Tax Title Liens or Foreclosed	2,178,810.48
Other Public Safety	18,893.67			Balance Outstanding Dec. 31, 1983	2,705,427.57
PUBLIC WORKS				PRIOR YEARS TAXES OUTSTANDING	
Streets and Drainage	2,160,109.46	Public Enterprises	824,864.90	Balance January 1, 1983	2,416,338.15
Sewers and Sewage Processing		Recreation—Culture		Collected in 1983	1,787,277.91
Garbage and Trash Disposal	1,264,481.23	Public Works	761,406.96	Cancelled, Abated or Adjusted 1983	4,923.94
Public Buildings and Grounds	1,396,726.68	Buildings and Grounds	328,153.97	Transfers to Tax Title Liens or Foreclosed	555,256.58
Other Public Works	38,000.00	Library and Education	6,264,713.00	Balance December 31, 1983	68,879.72
HEALTH and WELFARE		Conservation		TAX TITLE LIENS OUTSTANDING	
Health Services Except Environmental	1,826,266.14	All Other		Balance January 1, 1983	4,234,244.44
Welfare-Public Assistance	335,833.80	CAPITAL DEBT AUTHORIZED, DECEMBER 31, 1983		Transfer From Taxes	2,193,009.16
Hospitals, Clinics, First Aid		ISSUED AND UNISSUED GROSS DEBT		Redeemed in 1983	1,028,633.23
Animal, Insect, & Rodent Control	55,740.90	School	24,140,713	Cancelled, Abated or Adjusted (1983)	92,854.73
Other Welfare Services	283,780.00	Self-liquidating	3,500,000	Transfers to Foreclosed Property	851,812.97
RECREATION and CONSERVATION		Other	14,553,212	Balance December 31, 1983	4,453,952.67
Beaches and Boardwalks		Total	42,193,925	PROPERTY ACQUIRED BY DEED OR FORECLOSURE	
Parks, Playgrounds, Shade Trees	886,004.62	ISSUED AND OUTSTANDING		Balance January 1, 1983	9,542,385.25
Land Reclamation & Conservation		School	24,029,713.00	Transfers From Taxes or Liens	1,435,853.88
Other Recreational Services	891,948.36	Self-Liquidating	3,500,000.00	Sale for Cash (1983)	
EDUCATION (excluding schools)		Other	12,896,000.00	Cancelled, Abated or Adjusted (1983)	4,122,654.70
Libraries	1,143,751.07	Total	40,425,713.00	Balance December 31, 1983	6,855,584.43
Other Educational Services	10,840.00	EQUALIZED VALUATION BASIS		CURRENT FINANCES DECEMBER 31, 1983	
STATUTORY EXPENDITURES		FOR NET DEBT COMPUTATION	464,915,238	ASSETS	
Pensions & F. I. C. A.	3,859,236.90	REAL PROPERTY VALUATIONS		Cash Dec. 31, 1983	4,192,404.50
Employee Fringe Benefits	1,135,000.00	Code Class # of Parcels % VAL'N		Taxes Receivable	2,774,307.29
Other Statutory Expenditures	300,000.00	1 Vacant Land 373 1.08		Tax Title Liens	4,453,952.67
CETA And Other Public Employment Programs	372,435.00	2 Residential 8118 49.20		Foreclosed Property	6,855,584.43
MUNICIPAL FUNCTIONS		3 Farm		Emergencies & Other Deferred Charges	2,522,822.89
CAPITAL IMPROVEMENTS *MEMO*	123,000.00	4a Commercial 652 21.68		State and Federal Aid Receivable	442,647.11
DEBT SERVICE		4b Industrial 40 1.97		Other Receivables	3,150,542.45
Principal Payments	1,938,000.00	4c Apartments 362 26.07		Total	24,392,261.34
Interest Payments	3,612,183.57	Total 9545		LIABILITIES, RESERVES, AND SURPLUS	
TYPE I SCHL DEBT *MEMO	3,541,153.03	Land Area 4.00 Sq. Miles		Cash Liabilities	8,244,255.39
DEFERRED CHARGES	932,176.51	Net Valuation Taxable-Municipal	384,337,500	Reserves for Receivables	15,681,661.04
SCHOOL, COUNTY, SPECIAL DISTRICT TAXES	14,459,240.75	Net Valuation Taxable-County	521,424,876	Surplus Dec. 31, 1983	466,344.91
RESERVE FOR UNCOLLECTED TAXES	5,391,092.17	State Equalized Valuation	490,526,093	Total	24,392,261.34
EXPENDITURES	63,576,231.43	State Equalization Ratio	77.34		

0212
Population 1980 7,849
Population 1983 7,789
S & P Rating
Moody Rating A

General Tax Rate Per \$100. 1.98
State Equalized Tax Rate 1.69

EAST RUTHERFORD BORO. - BERGEN CO.
Form of Government:
Borough Council
Number of Members on Governing Body - 6

PER CAPITA:
Gross Debt 593.18
Net Debt 570.78
Debt Service 88.47
Total Tax Levy 559.93
Municipal Expenditures 628.80
PER CENT:
Gross Debt 1.92
Net Debt 1.84
Tax Levy Collected 94.98
Tax Levy Cancelled, Abated or Adjusted .12

EXPENDITURES		REVENUES-REALIZED		1983 PROPERTY TAX	
GENERAL GOVERNMENT				STATE EQUALIZED TAX RATE	
Governing Body & Public Boards	29,700.00	1983 Property Taxes Collected		Local District School Taxes .68	1,742,919.00
Municipal Clerk		1983 Payments in Lieu of Taxes		Regional & Consolidated School Tax .32	811,694.52
Financial Administration	43,115.00	Delinquent Tax & Lien Collections		School Taxes in Municipal Budget	
Assessment of Taxes	23,595.00	Business Personalty Replacement Taxes		County Taxes .40	1,020,399.68
Collection of Taxes	36,744.63	Taxes from Public Utilities		County Library Taxes	
Planning, Housing & Development	11,690.15	Other Miscellaneous Tax Revenues		Local Municipal Purpose Taxes .30	764,064.35
Human Resources		State Aid Revenues		Veteran & Senior Citizen Taxes	98,000.00
Elections	1,768.23	Federal Aid Revenues		Total Taxes for Rate Computation 1.70	4,437,077.55
General Administration (other)	551,576.48	State and Local Fiscal Assistance Act Utilized		Special District Taxes	
JUDICIARY		Sale of Acquired Property		Bank Corp. Taxes	8,057.97
Municipal Courts	48,246.00	Other Miscellaneous Revenues		Added and Omitted Taxes	14,133.92
PUBLIC SAFETY		Total		Total Taxes Levied - ABSTRACT	4,361,269.44
Fire Protection	146,050.00	Prior Years Surplus Appropriated		Total Taxes Billed	4,140,224.71
Police Protection	828,028.65	REVENUES TOTAL		1983 TAXES COLLECTED	5,049.00
Civil Defense & Disaster Control	562.50	Reserve For Uncollected Taxes		1983 Taxes Cancelled, Abated or Adjusted	
Environmental Inspection & Control	7,486.00	CAPITAL OUTLAY TOTAL		Transfer to Tax Title Liens or Foreclosed	
Other Public Safety				Balance Outstanding Dec. 31, 1983	213,694.15
PUBLIC WORKS		Public Enterprises		PRIOR YEARS TAXES OUTSTANDING	
Streets and Drainage	577,964.33	Recreation—Culture		Balance January 1, 1983	583,608.06
Sewers and Sewage Processing	563,200.00	Public Works		Collected in 1983	61,436.91
Garbage and Trash Disposal	311,268.00	Buildings and Grounds		Cancelled, Abated or Adjusted 1983	
Public Buildings and Grounds	20,110.00	Library and Education		Transfers to Tax Title Liens or Foreclosed	
Other Public Works	92,920.00	Conservation		Balance December 31, 1983	522,171.15
HEALTH and WELFARE		All Other		TAX TITLE LIENS OUTSTANDING	
Health Services Except Environmental	21,805.81	CAPITAL DEBT AUTHORIZED, DECEMBER 31, 1983		Balance January 1, 1983	1,469,993.05
Welfare-Public Assistance	5,790.00	ISSUED AND UNISSUED GROSS DEBT		Transfer From Taxes	
Hospitals, Clinics, First Aid		School 30,000		Redeemed in 1983	1,034,454.50
Animal, Insect, & Rodent Control		Self-liquidating 4,590,256		Cancelled, Abated or Adjusted (1983)	
Other Welfare Services		Other 4,620,256		Transfers to Foreclosed Property	
RECREATION and CONSERVATION		Total 4,445,833		Balance December 31, 1983	435,538.55
Beaches and Boardwalks		ISSUED AND OUTSTANDING		PROPERTY ACQUIRED BY DEED OR	
Parks, Playgrounds, Shade Trees		School 30,000.00		FORECLOSURE	
Land Reclamation & Conservation		Self-Liquidating 2,810,158.15		Balance January 1, 1983	3,000.00
Other Recreational Services	63,574.00	Other 2,840,158.15		Transfers From Taxes or Liens	
EDUCATION (excluding schools)		Total 2,840,158.15		Sale for Cash (1983)	
Libraries	78,400.00	EQUALIZED VALUATION BASIS		Cancelled, Abated or Adjusted (1983)	
Other Educational Services		FOR NET DEBT COMPUTATION		Balance December 31, 1983	3,000.00
STATUTORY EXPENDITURES		REAL PROPERTY VALUATIONS		CURRENT FINANCES DECEMBER 31, 1983	
Pensions & F. I. C. A.	211,887.00	Code Class # of Parcels % VAL'N		ASSETS	
Employee Fringe Benefits	86,726.67	1 Vacant Land 149 11.51		Cash Dec. 31, 1983	4,627,137.73
Other Statutory Expenditures	30,000.00	2 Residential 1495 25.62		Taxes Receivable	735,865.30
CETA And Other Public Employment Programs		3 Farm		Tax Title Liens	435,538.55
MUNICIPAL FUNCTIONS TOTAL	3,792,208.45	4a Commercial 177 10.64		Foreclosed Property	3,000.00
CAPITAL IMPROVEMENTS *MEMO*	10,000.00	4b Industrial 124 47.25		Emergencies & Other Deferred Charges	35,807.63
DEBT SERVICE		4c Apartments 28 4.98		State and Federal Aid Receivable	15,153.77
Principal Payments	350,000.00	Total 1973		Other Receivables	835,927.59
Interest Payments	339,072.50	Land Area 3.70 Sq. Miles		Total	6,688,430.57
DEFERRED CHARGES	57,023.09	Net Valuation Taxable-Municipal		LIABILITIES, RESERVES, AND SURPLUS	
SCHOOL, COUNTY, SPECIAL DISTRICT TAXES	3,575,013.20	Net Valuation Taxable-County		Cash Liabilities	3,240,713.36
RESERVE FOR UNCOLLECTED TAXES	359,456.29	State Equalized Valuation		Reserves for Receivables	2,010,331.44
EXPENDITURES TOTAL	8,472,773.53	State Equalization Ratio 85.46		Surplus Dec. 31, 1983	1,437,385.77
				Total	6,688,430.57

1101

Population 1980 21,041
 Population 1983 21,865
 S & P Rating
 Moody Rating AAA

General Tax Rate Per \$100.
 5.15
 State Equalized Tax Rate
 2.80

EAST WINDSOR TOWNSHIP – MERCER CO.
Form of Government:
Council-Manager Plan E (OMCL 50)
Number of Members on Governing Body – 7

PER CAPITA:
 Gross Debt 898.19
 Net Debt 424.42
 Debt Service 51.85
 Total Tax Levy 668.97
 Municipal Expenditures 296.84

PER CENT:
 Gross Debt 4.33
 Net Debt 2.05
 Tax Levy Collected 97.91
 Tax Levy Cancelled, Abated or Adjusted .18

EXPENDITURES		REVENUES-REALIZED		1983 PROPERTY TAX	
GENERAL GOVERNMENT				STATE EQUALIZED TAX RATE →	
Governing Body & Public Boards	55,634.00	1983 Property Taxes Collected	14,307,108.75	Local District School Taxes	
Municipal Clerk	140,872.00	1983 Payments in Lieu of Taxes		Regional & Consolidated School Tax	1.53
Financial Administration	160,759.00	Delinquent Tax & Lien Collections	344,420.26	School Taxes in Municipal Budget	
Assessment of Taxes	69,980.00	Business Personalty Replacement Taxes	283,939.52	County Taxes	.69
Collection of Taxes		Taxes from Public Utilities	1,002,047.00	County Library Taxes	.04
Planning, Housing & Development	36,398.00	Other Miscellaneous Tax Revenues		Local Municipal Purpose Taxes	.54
Human Resources		State Aid Revenues	267,010.44	Veteran & Senior Citizen Taxes	
Elections	4,500.00	Federal Aid Revenues		Total Taxes for Rate Computation	2.80
General Administration (other)	658,587.00	State and Local Fiscal Assistance Act Utilized	193,872.45	Special District Taxes	
JUDICIARY		Sale of Acquired Property	1,402,391.66	Bank Corp. Taxes	
Municipal Courts	98,355.00	Other Miscellaneous Revenues	17,800,790.08	Added and Omitted Taxes	
PUBLIC SAFETY		Total	17,800,790.08	Total Taxes Levied - ABSTRACT	
Fire Protection	73,129.00	Prior Years Surplus Appropriated	962,500.00	Total Taxes Billed	
Police Protection	1,630,280.45	REVENUES TOTAL	18,763,290.08	1983 TAXES COLLECTED	
Civil Defense & Disaster Control	100.00	Reserve For Uncollected Taxes	810,524.72	1983 Taxes Cancelled, Abated or Adjusted	
Environmental Inspection & Control	140,541.00	CAPITAL OUTLAY TOTAL	934,278.35	Transfer to Tax Title Liens or Foreclosed	
Other Public Safety				Balance Outstanding Dec. 31, 1983	
PUBLIC WORKS				PRIOR YEARS TAXES OUTSTANDING	
Streets and Drainage	355,327.00	Public Enterprises		Balance January 1, 1983	
Sewers and Sewage Processing		Recreation—Culture	284,070.55	Collected in 1983	
Garbage and Trash Disposal		Public Works	488,110.84	Cancelled, Abated or Adjusted 1983	
Public Buildings and Grounds	298,968.00	Buildings and Grounds	162,096.96	Transfers to Tax Title Liens or Foreclosed	
Other Public Works	3,000.00	Library and Education		Balance December 31, 1983	
HEALTH and WELFARE		Conservation		TAX TITLE LIENS OUTSTANDING	
Health Services Except Environmental	154,286.00	All Other		Balance January 1, 1983	
Welfare-Public Assistance	17,575.00	CAPITAL DEBT AUTHORIZED, DECEMBER 31, 1983		Transfer From Taxes	
Hospitals, Clinics, First Aid		ISSUED AND UNISSUED GROSS DEBT		Redeemed in 1983	
Animal, Insect, & Rodent Control	16,978.00	School	10,358,987	Cancelled, Abated or Adjusted (1983)	
Other Welfare Services		Self-liquidating	9,279,842	Transfers to Foreclosed Property	
RECREATION and CONSERVATION		Other	19,638,830	Balance December 31, 1983	
Beaches and Boardwalks		Total	9,279,842	PROPERTY ACQUIRED BY DEED OR	
Parks, Playgrounds, Shade Trees	31,547.00	ISSUED AND OUTSTANDING		FORECLOSURE	
Land Reclamation & Conservation	800.00	School	10,358,987.72	Balance January 1, 1983	
Other Recreational Services	106,240.00	Self-Liquidating	8,490,000.00	Transfers From Taxes or Liens	
EDUCATION (excluding schools)		Other	18,848,987.72	Sale for Cash (1983)	
Libraries	4,200.00	Total	18,848,987.72	Cancelled, Abated or Adjusted (1983)	
Other Educational Services		EQUALIZED VALUATION BASIS		Balance December 31, 1983	
STATUTORY EXPENDITURES		FOR NET DEBT COMPUTATION	453,112,317	CURRENT FINANCES DECEMBER 31, 1983	
Pensions & F. I. C. A.	412,733.00	REAL PROPERTY VALUATIONS		ASSETS	
Employee Fringe Benefits		Code Class # of Parcels % VAL'N		Cash Dec. 31, 1983	
Other Statutory Expenditures	20,631.55	1 Vacant Land 253 1.86	5,080,900.00	Taxes Receivable	
CETA And Other Public Employment Programs	4,491,421.00	2 Residential 4420 58.30	159,353,670.00	Tax Title Liens	
MUNICIPAL FUNCTIONS TOTAL		3 Farm 264 1.63	4,475,900.00	Foreclosed Property	
CAPITAL IMPROVEMENTS *MEMO*		4a Commercial 141 19.32	52,816,200.00	Emergencies & Other Deferred Charges	
DEBT SERVICE		4b Industrial 12 6.68	18,255,458.00	State and Federal Aid Receivable	
Principal Payments	490,000.00	4c Apartments 19 12.21	33,371,700.00	Other Receivables	
Interest Payments	643,733.08	Total 5109	273,353,828.00	Total	
DEFERRED CHARGES		Land Area 15.60 Sq. Miles		LIABILITIES, RESERVES, AND SURPLUS	
SCHOOL, COUNTY, SPECIAL DISTRICT TAXES	54,820.00	Net Valuation Taxable-Municipal	276,049,623	Cash Liabilities	
RESERVE FOR UNCOLLECTED TAXES	11,747,664.71	Net Valuation Taxable-County	459,018,309	Reserves for Receivables	
EXPENDITURES TOTAL		State Equalized Valuation	505,092,125	Surplus Dec. 31, 1983	
	18,238,163.51	State Equalization Ratio	54.41	Total	

0311

Population 1980 3,814
 Population 1983 3,896
 S & P Rating
 Moody Rating

General Tax Rate Per \$100. 4.09
 State Equalized Tax Rate 2.77

EASTAMPTON TWP. BURLINGTON COUNTY
Form of Government:
Council-Manager Plan E (OMCL 50)
Number of Members on Governing Body - 3

PER CAPITA:
 Gross Debt 445.13
 Net Debt 50.36
 Debt Service 1.39
 Total Tax Levy 471.49
 Municipal Expenditures 217.98

PER CENT:
 Gross Debt 2.93
 Net Debt .33
 Tax Levy Collected 95.47
 Tax Levy Cancelled, Abated or Adjusted

EXPENDITURES		REVENUES-REALIZED		1983 PROPERTY TAX	
GENERAL GOVERNMENT				STATE EQUALIZED TAX RATE	
Governing Body & Public Boards		1983 Property Taxes Collected	1,753,028.87	Local District School Taxes 1.14	722,026.00
Municipal Clerk		1983 Payments in Lieu of Taxes		Regional & Consolidated School Tax .73	459,209.91
Financial Administration	20,490.00	Delinquent Tax & Lien Collections	105,358.41	School Taxes in Municipal Budget	
Assessment of Taxes	4,051.00	Business Personalty Replacement Taxes	17,258.68	County Taxes .59	372,129.80
Collection of Taxes	15,447.00	Taxes from Public Utilities	267,297.00	County Library Taxes .03	20,768.85
Planning, Housing & Development	18,090.00	Other Miscellaneous Tax Revenues		Local Municipal Purpose Taxes .28	173,666.69
Human Resources		State Aid Revenues	29,539.20	Veteran & Senior Citizen Taxes	24,300.00
Elections	718.00	Federal Aid Revenues		Total Taxes for Rate Computation 2.77	1,772,101.25
General Administration (other)	153,897.00	State and Local Fiscal Assistance Act Utilized	20,576.00	Special District Taxes	76,350.00
JUDICIARY		Sale of Acquired Property		Bank Corp. Taxes	1,201.41
Municipal Courts	17,956.00	Other Miscellaneous Revenues	169,652.19	Added and Omitted Taxes	11,570.20
PUBLIC SAFETY		Total	2,362,710.35	Total Taxes Levied - ABSTRACT	1,836,922.86
Fire Protection		Prior Years Surplus Appropriated	153,000.00	Total Taxes Billed	1,836,220.98
Police Protection	298,832.39	REVENUES TOTAL	2,515,710.35	1983 TAXES COLLECTED	1,753,028.87
Civil Defense & Disaster Control	1,000.00	Reserve For Uncollected Taxes	112,772.13	1983 Taxes Cancelled, Abated or Adjusted	2,260.37
Environmental Inspection & Control	8,204.00	CAPITAL OUTLAY TOTAL	266,268.96	Transfer to Tax Title Liens or Foreclosed Balance Outstanding Dec. 31, 1983	80,931.74
Other Public Safety				PRIOR YEARS TAXES OUTSTANDING	
PUBLIC WORKS				Balance January 1, 1983	79,746.18
Streets and Drainage	28,013.15	Public Enterprises		Collected in 1983	67,717.11
Sewers and Sewage Processing		Recreation—Culture		Cancelled, Abated or Adjusted 1983	2.15
Garbage and Trash Disposal	57,900.00	Public Works	266,268.96	Transfers to Tax Title Liens or Foreclosed Balance December 31, 1983	12,026.92
Public Buildings and Grounds	18,013.00	Buildings and Grounds		TAX TITLE LIENS OUTSTANDING	
Other Public Works	29,297.00	Library and Education		Balance January 1, 1983	37,641.30
HEALTH and WELFARE		Conservation		Transfer From Taxes	2,260.37
Health Services Except Environmental Welfare-Public Assistance	6,000.00	All Other		Redeemed in 1983	37,641.30
Hospitals, Clinics, First Aid		CAPITAL DEBT AUTHORIZED, DECEMBER 31, 1983		Cancelled, Abated or Adjusted (1983)	
Animal, Insect, & Rodent Control		ISSUED AND UNISSUED		Transfers to Foreclosed Property	
Other Welfare Services	50.00	School	1,538,000	Balance December 31, 1983	2,260.37
RECREATION and CONSERVATION		Self-liquidating	196,212	PROPERTY ACQUIRED BY DEED OR FORECLOSURE	
Beaches and Boardwalks		Other	196,212	Balance January 1, 1983	
Parks, Playgrounds, Shade Trees	6,500.00	Total	1,734,212	Transfers From Taxes or Liens	
Land Reclamation & Conservation	500.00			Sale for Cash (1983)	
Other Recreational Services		ISSUED AND OUTSTANDING		Cancelled, Abated or Adjusted (1983)	
EDUCATION (excluding schools)		School	1,538,000.00	Balance December 31, 1983	
Libraries		Self-Liquidating	178,800.00	CURRENT FINANCES DECEMBER 31, 1983	
Other Educational Services		Other	1,716,800.00	ASSETS	
STATUTORY EXPENDITURES		EQUALIZED VALUATION BASIS FOR NET DEBT COMPUTATION	59,265,033	Cash Dec. 31, 1983	794,910.04
Pensions & F. I. C. A.	37,905.00	REAL PROPERTY VALUATIONS		Taxes Receivable	92,958.66
Employee Fringe Benefits		Code Class # of Parcels % VAL'N	ASSESSED VALUATION	Tax Title Liens	2,260.37
Other Statutory Expenditures	4,000.00	1 Vacant Land 105 4.01	1,691,790.00	Foreclosed Property	
CETA And Other Public Employment Programs		2 Residential 816 68.54	28,923,050.00	Emergencies & Other Deferred Charges	16,800.00
MUNICIPAL FUNCTIONS		3 Farm 61 2.94	1,242,450.00	State and Federal Aid Receivable	2,235.37
CAPITAL IMPROVEMENTS		4a Commercial 28 10.20	4,304,950.00	Other Receivables	7,025.67
DEBT SERVICE		4b Industrial 2 .30	126,150.00	Total	916,190.11
Principal Payments	5,400.00	4c Apartments 6 14.01	5,910,900.00	LIABILITIES, RESERVES, AND SURPLUS	
Interest Payments		Total 1018	42,199,290.00	Cash Liabilities	571,166.03
DEFERRED CHARGES		Land Area 5.63 Sq. Miles		Reserves for Receivables	102,244.70
SCHOOL, COUNTY, SPECIAL DISTRICT TAXES	1,650,484.56	Net Valuation Taxable-Municipal	42,751,886	Surplus Dec. 31, 1983	242,779.38
RESERVE FOR UNCOLLECTED TAXES	112,772.13	Net Valuation Taxable-County	62,143,559	Total	916,190.11
EXPENDITURES		State Equalized Valuation	62,839,547		
TOTAL	2,499,720.23	State Equalization Ratio	67.75		

1311
Population 1980 12,703
Population 1983 13,091
S & P Rating
Moody Rating AAA

General Tax Rate Per \$100. 3.34
State Equalized Tax Rate 2.82

EATONTOWN BOROUGH – MONMOUTH CO.
Form of Government:
Borough Council
Number of Members on Governing Body – 6

PER CAPITA:
Gross Debt 615.15
Net Debt 587.80
Debt Service 53.61
Total Tax Levy 666.45
Municipal Expenditures 410.39
PER CENT:
Gross Debt 3.06
Net Debt 2.93
Tax Levy Collected 97.53
Tax Levy Cancelled, Abated or Adjusted 1.40

EXPENDITURES		REVENUES-REALIZED		1983 PROPERTY TAX	
GENERAL GOVERNMENT				STATE EQUALIZED TAX RATE → .92	
Governing Body & Public Boards		1983 Property Taxes Collected	8,488,039.00	Local District School Taxes	2,828,779.00
Municipal Clerk		1983 Payments in Lieu of Taxes	95,000.00	Regional & Consolidated School Tax	1,767,460.10
Financial Administration	60,038.00	Delinquent Tax & Lien Collections	150,247.84	School Taxes in Municipal Budget	
Assessment of Taxes	141,900.22	Business Personalty Replacement Taxes	250,471.68	County Taxes	1,524,915.45
Collection of Taxes	26,102.00	Taxes from Public Utilities	696,429.00	County Library Taxes	57,620.84
Planning, Housing & Development	55,244.76	Other Miscellaneous Tax Revenues		Local Municipal Purpose Taxes	2,492,152.50
Human Resources		State Aid Revenues	156,270.22	Veteran & Senior Citizen Taxes	59,600.00
Elections	2,156.11	Federal Aid Revenues		Total Taxes for Rate Computation	8,730,527.89
General Administration (other)	468,881.07	State and Local Fiscal Assistance Act Utilized	93,311.14	Special District Taxes	
JUDICIARY		Sale of Acquired Property		Bank Corp. Taxes	21,708.58
Municipal Courts	103,016.72	Other Miscellaneous Revenues	767,551.84	Added and Omitted Taxes	31,840.10
PUBLIC SAFETY		Total	10,697,320.72	Total Taxes Levied - ABSTRACT	8,724,476.57
Fire Protection	84,653.63	Prior Years Surplus Appropriated	750,000.00	Total Taxes Billed	8,702,767.99
Police Protection	1,141,234.93	REVENUES TOTAL	11,447,320.72	1983 TAXES COLLECTED	8,488,039.00
Civil Defense & Disaster Control	2,350.00	Reserve For Uncollected Taxes	698,807.12	1983 Taxes Cancelled, Abated or Adjusted	121,684.22
Environmental Inspection & Control	72,330.00	CAPITAL OUTLAY TOTAL	325,925.31	Transfer to Tax Title Liens or Foreclosed	11,800.68
Other Public Safety				Balance Outstanding Dec. 31, 1983	81,244.09
PUBLIC WORKS				PRIOR YEARS TAXES OUTSTANDING	
Streets and Drainage	566,855.98	Public Enterprises	610.89	Balance January 1, 1983	156,392.81
Sewers and Sewage Processing		Recreation—Culture	272,932.95	Collected in 1983	131,676.42
Garbage and Trash Disposal	3,000.00	Public Works	52,381.47	Cancelled, Abated or Adjusted 1983	5,558.25
Public Buildings and Grounds	129,431.38	Buildings and Grounds		Transfers to Tax Title Liens or Foreclosed	16,980.15
Other Public Works	69,500.00	Library and Education		Balance December 31, 1983	2,177.99
HEALTH and WELFARE		Conservation		TAX TITLE LIENS OUTSTANDING	
Health Services Except Environmental	55,292.00	All Other		Balance January 1, 1983	20,328.10
Welfare-Public Assistance	8,417.00	CAPITAL DEBT AUTHORIZED, DECEMBER 31, 1983		Transfer From Taxes	31,343.90
Hospitals, Clinics, First Aid		ISSUED AND UNISSUED GROSS DEBT NET DEBT		Redeemed in 1983	18,571.42
Animal, Insect, & Rodent Control	2,279.15	School 358,040		Cancelled, Abated or Adjusted (1983)	11,939.58
Other Welfare Services		Self-liquidating 7,694,829	7,694,829	Transfers to Foreclosed Property	
RECREATION and CONSERVATION		Other 8,052,870	7,694,829	Balance December 31, 1983	21,161.00
Beaches and Boardwalks		ISSUED AND OUTSTANDING		PROPERTY ACQUIRED BY DEED OR FORECLOSURE	
Parks, Playgrounds, Shade Trees	296,450.44	School 358,040.51		Balance January 1, 1983	435,110.00
Land Reclamation & Conservation	2,609.95	Self-liquidating 4,824,725.00		Transfers From Taxes or Liens	53,800.00
Other Recreational Services	74,780.00	Other 5,182,765.51		Sale for Cash (1983)	
EDUCATION (excluding schools)		Total		Cancelled, Abated or Adjusted (1983)	
Libraries	23,818.47	EQUALIZED VALUATION BASIS FOR NET DEBT COMPUTATION	262,912,295	Balance December 31, 1983	488,910.00
Other Educational Services		REAL PROPERTY VALUATIONS		CURRENT FINANCES DECEMBER 31, 1983 ASSETS	
STATUTORY EXPENDITURES		Code Class # of Parcels % VAL'N ASSESSED VALUATION		Cash Dec. 31, 1983	1,764,873.04
Pensions & F. I. C. A.	283,689.64	1 Vacant Land 237 5.96	15,078,700.00	Taxes Receivable	83,422.08
Employee Fringe Benefits	184,286.95	2 Residential 1672 24.99	63,256,900.00	Tax Title Liens	21,161.00
Other Statutory Expenditures	5,500.00	3 Farm 4 .03	81,700.00	Foreclosed Property	488,910.00
CETA And Other Public Employment Programs		4a Commercial 150 45.34	114,740,360.00	Emergencies & Other Deferred Charges	175,092.08
MUNICIPAL FUNCTIONS TOTAL	3,863,818.40	4b Industrial 33 10.58	26,782,728.00	State and Federal Aid Receivable	61,778.39
CAPITAL IMPROVEMENTS *MEMO*	65,000.00	4c Apartments 19 13.10	33,151,100.00	Other Receivables	94,544.05
DEBT SERVICE		Total 2115	253,091,488.00	Total	2,689,780.64
Principal Payments	366,700.00	Land Area 5.80 Sq. Miles		LIABILITIES, RESERVES, AND SURPLUS	
Interest Payments	335,066.58	Net Valuation Taxable-Municipal	259,382,664	Cash Liabilities	586,759.80
DEFERRED CHARGES		Net Valuation Taxable-County	285,465,264	Reserves for Receivables	688,137.13
SCHOOL, COUNTY, SPECIAL DISTRICT TAXES	6,178,775.39	State Equalized Valuation	306,482,879	Surplus Dec. 31, 1983	1,414,883.71
RESERVE FOR UNCOLLECTED TAXES	698,807.12	State Equalization Ratio	84.31	Total	2,689,780.64
EXPENDITURES TOTAL	11,551,246.79				

0213

Population 1980 4,628

Population 1983 4,575

S & P Rating

Moody Rating BAA1

General Tax Rate Per \$100.

4.00

State Equalized Tax Rate

2.12

EDGEWATER BOROUGH - BERGEN COUNTY

Form of Government:

Borough Council

Number of Members on Governing Body - 6

PER CAPITA:

Gross Debt 304.15

Net Debt 304.15

Debt Service 39.24

Total Tax Levy 1,091.87

Municipal Expenditures 1,035.33

PER CENT:

Gross Debt .71

Net Debt .71

Tax Levy Collected 90.19

Tax Levy Cancelled, Abated

or Adjusted .14

EXPENDITURES		REVENUES-REALIZED		1983 PROPERTY TAX	
GENERAL GOVERNMENT				STATE EQUALIZED TAX RATE	
Governing Body & Public Boards	22,000.00	1983 Property Taxes Collected		Local District School Taxes	1,617,027.16
Municipal Clerk		1983 Payments in Lieu of Taxes		Regional & Consolidated School Tax	
Financial Administration	28,200.00	Delinquent Tax & Lien Collections		School Taxes in Municipal Budget	
Assessment of Taxes	110,712.11	Business Personalty Replacement Taxes		County Taxes	786,257.39
Collection of Taxes	18,600.42	Taxes from Public Utilities		County Library Taxes	
Planning, Housing & Development	29,458.88	Other Miscellaneous Tax Revenues		Local Municipal Purpose Taxes	2,536,047.41
Human Resources		State Aid Revenues		Veteran & Senior Citizen Taxes	32,100.00
Elections	1,359.12	Federal Aid Revenues		Total Taxes for Rate Computation	4,971,431.96
General Administration (other)	343,087.51	State and Local Fiscal Assistance Act Utilized		Special District Taxes	
JUDICIARY		Sale of Acquired Property		Bank Corp. Taxes	7,975.19
Municipal Courts	46,644.10	Other Miscellaneous Revenues		Added and Omitted Taxes	47,976.44
PUBLIC SAFETY		Total		Total Taxes Levied - ABSTRACT	4,995,283.59
Fire Protection	703,755.02	Prior Years Surplus Appropriated		Total Taxes Billed	4,960,533.28
Police Protection	760,858.65	REVENUES TOTAL		1983 TAXES COLLECTED	4,474,007.03
Civil Defense & Disaster Control	240.00	Reserve For Uncollected Taxes		1983 Taxes Cancelled, Abated or Adjusted	7,061.66
Environmental Inspection & Control	45,360.00	CAPITAL OUTLAY TOTAL		Transfer to Tax Title Liens or Foreclosed	147,141.00
Other Public Safety				Balance Outstanding Dec. 31, 1983	332,323.59
PUBLIC WORKS				PRIOR YEARS TAXES OUTSTANDING	
Streets and Drainage	394,657.88	Public Enterprises		Balance January 1, 1983	314,081.98
Sewers and Sewage Processing	355,495.86	Recreation—Culture		Collected in 1983	258,761.76
Garbage and Trash Disposal	178,450.74	Public Works		Cancelled, Abated or Adjusted 1983	
Public Buildings and Grounds	65,000.00	Buildings and Grounds		Transfers to Tax Title Liens or Foreclosed	9,242.30
Other Public Works		Library and Education		Balance December 31, 1983	46,077.92
HEALTH and WELFARE		Conservation		TAX TITLE LIENS OUTSTANDING	
Health Services Except Environmental	12,980.00	All Other		Balance January 1, 1983	407,684.04
Welfare-Public Assistance	14,500.00	CAPITAL DEBT AUTHORIZED, DECEMBER 31, 1983		Transfer From Taxes	157,548.37
Hospitals, Clinics, First Aid		ISSUED AND UNISSUED GROSS DEBT NET DEBT		Redeemed in 1983	151,355.91
Animal, Insect, & Rodent Control	3,300.00	School		Cancelled, Abated or Adjusted (1983)	
Other Welfare Services	27,083.63	Self-liquidating		Transfers to Foreclosed Property	
RECREATION and CONSERVATION		Other		Balance December 31, 1983	413,876.50
Beaches and Boardwalks		Total		PROPERTY ACQUIRED BY DEED OR	
Parks, Playgrounds, Shade Trees	4,941.41			FORECLOSURE	
Land Reclamation & Conservation		ISSUED AND OUTSTANDING		Balance January 1, 1983	382,175.00
Other Recreational Services	55,598.89	School		Transfers From Taxes or Liens	
EDUCATION (excluding schools)		Self-Liquidating		Sale for Cash (1983)	
Libraries	62,000.00	Other		Cancelled, Abated or Adjusted (1983)	
Other Educational Services		Total		Balance December 31, 1983	382,175.00
STATUTORY EXPENDITURES		EQUALIZED VALUATION BASIS		CURRENT FINANCES DECEMBER 31, 1983	
Pensions & F. I. C. A.	437,312.15	FOR NET DEBT COMPUTATION		ASSETS	
Employee Fringe Benefits	129,617.45	REAL PROPERTY VALUATIONS		Cash Dec. 31, 1983	907,178.77
Other Statutory Expenditures	16,000.00	Code Class # of Parcels % VAL'N		Taxes Receivable	378,401.51
CETA And Other Public Employment Programs		1 Vacant Land 114 5.11		Tax Title Liens	413,876.50
MUNICIPAL FUNCTIONS TOTAL	3,867,213.82	2 Residential 1195 44.70		Foreclosed Property	382,175.00
CAPITAL IMPROVEMENTS *MEMO*	137,000.00	3 Farm		Emergencies & Other Deferred Charges	86,198.70
DEBT SERVICE		4a Commercial 78 9.02		State and Federal Aid Receivable	22,000.00
Principal Payments	34,000.00	4b Industrial 41 32.06		Other Receivables	58,976.13
Interest Payments	145,537.67	4c Apartments 44 9.11		Total	2,248,806.61
DEFERRED CHARGES	87,904.18	Total 1472		LIABILITIES, RESERVES, AND SURPLUS	
SCHOOL, COUNTY, SPECIAL DISTRICT TAXES	2,403,284.55	Land Area .70 Sq. Miles		Cash Liabilities	422,998.35
RESERVE FOR UNCOLLECTED TAXES	602,000.00	Net Valuation Taxable-Municipal		Reserves for Receivables	1,233,429.14
EXPENDITURES TOTAL	7,139,940.22	Net Valuation Taxable-County		Surplus Dec. 31, 1983	592,379.12
		State Equalized Valuation		Total	2,248,806.61
		State Equalization Ratio			

0312
Population 1980 9,273
Population 1983 9,293
S & P Rating
Moody Rating A

General Tax Rate Per \$100. 3.58
State Equalized Tax Rate 2.50

EDGEWATER PARK TWP. – BURLINGTON CO.
Form of Government:
Township Committee
Number of Members on Governing Body – 5

PER CAPITA:
Gross Debt 307.18
Net Debt 192.58
Debt Service 44.71
Total Tax Levy 384.35
Municipal Expenditures 192.08
PER CENT:
Gross Debt 2.16
Net Debt 1.35
Tax Levy Collected 95.80
Tax Levy Cancelled, Abated or Adjusted .71

EXPENDITURES		REVENUES-REALIZED		1983 PROPERTY TAX	
GENERAL GOVERNMENT				STATE EQUALIZED TAX RATE 1.38	
Governing Body & Public Boards		1983 Property Taxes Collected	3,418,200.81	Local District School Taxes	1,901,479.50
Municipal Clerk		1983 Payments in Lieu of Taxes		Regional & Consolidated School Tax	
Financial Administration	21,335.00	Delinquent Tax & Lien Collections	100,038.09	School Taxes in Municipal Budget	
Assessment of Taxes	7,618.00	Business Personalty Replacement Taxes	99,527.32	County Taxes	.59 813,990.86
Collection of Taxes	22,172.00	Taxes from Public Utilities	393,818.00	County Library Taxes	.03 46,144.45
Planning, Housing & Development	11,325.00	Other Miscellaneous Tax Revenues		Local Municipal Purpose Taxes	.50 694,000.00
Human Resources		State Aid Revenues	83,457.29	Veteran & Senior Citizen Taxes	53,700.00
Elections		Federal Aid Revenues		Total Taxes for Rate Computation	2.50 3,509,314.81
General Administration (other)	193,767.00	State and Local Fiscal Assistance Act Utilized	35,167.00	Special District Taxes	106,628.00
JUDICIARY		Sale of Acquired Property		Bank Corp. Taxes	4,825.12
Municipal Courts	34,084.00	Other Miscellaneous Revenues	148,692.06	Added and Omitted Taxes	4,694.91
PUBLIC SAFETY		Total	4,278,900.57	Total Taxes Levied - ABSTRACT	3,571,762.84
Fire Protection	950.00	Prior Years Surplus Appropriated	340,000.00	Total Taxes Billed	3,568,205.40
Police Protection	441,342.00	REVENUES TOTAL	4,618,900.57	1983 TAXES COLLECTED	3,418,200.81
Civil Defense & Disaster Control	1,650.00	Reserve For Uncollected Taxes	213,711.00	1983 Taxes Cancelled, Abated or Adjusted	25,317.09
Environmental Inspection & Control	12,860.00			Transfer to Tax Title Liens or Foreclosed	3.69
Other Public Safety		CAPITAL OUTLAY TOTAL	90,012.95	Balance Outstanding Dec. 31, 1983	124,683.81
PUBLIC WORKS				PRIOR YEARS TAXES OUTSTANDING	
Streets and Drainage	114,141.00	Public Enterprises		Balance January 1, 1983	100,044.31
Sewers and Sewage Processing	5,370.00	Recreation—Culture	62,361.57	Collected in 1983	100,038.09
Garbage and Trash Disposal	112,000.00	Public Works	2,270.80	Cancelled, Abated or Adjusted 1983	
Public Buildings and Grounds	30,822.00	Buildings and Grounds	25,380.58	Transfers to Tax Title Liens or Foreclosed	
Other Public Works		Library and Education		Balance December 31, 1983	6.22
HEALTH and WELFARE		Conservation		TAX TITLE LIENS OUTSTANDING	
Health Services Except Environmental	3,280.00	All Other		Balance January 1, 1983	3,247.63
Welfare-Public Assistance	4,680.00			Transfer From Taxes	3.69
Hospitals, Clinics, First Aid		CAPITAL DEBT AUTHORIZED, DECEMBER 31, 1983		Redeemed in 1983	
Animal, Insect, & Rodent Control		ISSUED AND UNISSUED GROSS DEBT		Cancelled, Abated or Adjusted (1983)	
Other Welfare Services		School 1,065,000		Transfers to Foreclosed Property	
RECREATION and CONSERVATION		Self-Liquidating 1,789,652	1,789,652	Balance December 31, 1983	3,251.32
Beaches and Boardwalks		Other 2,854,652	1,789,652	PROPERTY ACQUIRED BY DEED OR FORECLOSURE	
Parks, Playgrounds, Shade Trees	4,150.00	Total		Balance January 1, 1983	9,300.00
Land Reclamation & Conservation	150.00			Transfers From Taxes or Liens	
Other Recreational Services	27,155.00	ISSUED AND OUTSTANDING		Sale for Cash (1983)	
EDUCATION (excluding schools)		School 1,065,000.00	1,065,000.00	Cancelled, Abated or Adjusted (1983)	
Libraries	1,500.00	Self-Liquidating 1,738,000.00	2,803,000.00	Balance December 31, 1983	9,300.00
Other Educational Services		Other 2,803,000.00		CURRENT FINANCES DECEMBER 31, 1983	
STATUTORY EXPENDITURES		Total		ASSETS	
Pensions & F. I. C. A.	70,000.00	EQUALIZED VALUATION BASIS FOR NET DEBT COMPUTATION	132,092,993	Cash Dec. 31, 1983	540,761.00
Employee Fringe Benefits	29,400.00	REAL PROPERTY VALUATIONS		Taxes Receivable	124,690.03
Other Statutory Expenditures	6,000.00	Code Class # of Parcels % VAL'N		Tax Title Liens	3,251.32
CETA And Other Public Employment Programs		1 Vacant Land 96 2.26	2,161,530.00	Foreclosed Property	9,300.00
MUNICIPAL FUNCTIONS		2 Residential 2141 68.89	65,881,470.00	Emergencies & Other Deferred Charges	
CAPITAL IMPROVEMENTS *MEMO*		3 Farm 20 .40	384,165.00	State and Federal Aid Receivable	
DEBT SERVICE		4a Commercial 58 15.69	15,007,170.00	Other Receivables	2,378.47
Principal Payments	200,000.00	4b Industrial 10 1.93	1,845,300.00	Total	680,380.82
Interest Payments	215,519.50	4c Apartments 6 10.83	10,357,600.00	LIABILITIES, RESERVES, AND SURPLUS	
		Total 2331	95,637,235.00	Cash Liabilities	226,656.74
DEFERRED CHARGES		Land Area 2.86 Sq. Miles		Reserves for Receivables	139,619.82
SCHOOL, COUNTY, SPECIAL DISTRICT TAXES	2,868,242.81	Net Valuation Taxable-Municipal	96,572,098	Surplus Dec. 31, 1983	314,104.26
RESERVE FOR UNCOLLECTED TAXES	213,711.00	Net Valuation Taxable-County	138,071,216	Total	680,380.82
EXPENDITURES TOTAL	4,653,224.31	State Equalized Valuation	137,637,600		
		State Equalization Ratio	69.96		

1205

Population 1980 **70,193**
 Population 1983 **73,377**
 S & P Rating **AA-**
 Moody Rating **AA**

General Tax Rate Per \$100. **2.37**
 State Equalized Tax Rate **2.30**

EDISON TOWNSHIP – MIDDLESEX COUNTY**Form of Government:****Mayor-Council Plan E (OMCL 50)****Number of Members on Governing Body – 7****PER CAPITA:**

Gross Debt **598.58**
 Net Debt **338.33**
 Debt Service **63.78**
 Total Tax Levy **795.24**
 Municipal Expenditures **442.71**

PER CENT:

Gross Debt **2.05**
 Net Debt **1.16**
 Tax Levy Collected **96.26**
 Tax Levy Cancelled, Abated or Adjusted **.46**

EXPENDITURES		REVENUES-REALIZED		1983 PROPERTY TAX	
GENERAL GOVERNMENT				STATE EQUALIZED TAX RATE	
Governing Body & Public Boards	51,126.00	1983 Property Taxes Collected	56,120,073.72	Local District School Taxes	1.44
Municipal Clerk	109,179.25	1983 Payments in Lieu of Taxes	30,794.25	Regional & Consolidated School Tax	
Financial Administration	315,110.22	Delinquent Tax & Lien Collections	750,113.25	School Taxes in Municipal Budget	.10
Assessment of Taxes	155,274.44	Business Personalty Replacement Taxes	1,328,231.00	County Taxes	.61
Collection of Taxes	114,768.58	Taxes from Public Utilities	14,716,127.00	County Library Taxes	
Planning, Housing & Development	82,487.68	Other Miscellaneous Tax Revenues		Local Municipal Purpose Taxes	.16
Human Resources		State Aid Revenues	518,639.66	Veteran & Senior Citizen Taxes	
Elections		Federal Aid Revenues		Total Taxes for Rate Computation	2.31
General Administration (other)	2,909,580.44	State and Local Fiscal Assistance Act Utilized	710,638.00	Special District Taxes	
JUDICIARY		Sale of Acquired Property	3,019,201.27	Bank Corp. Taxes	66,539.25
Municipal Courts	182,489.65	Other Miscellaneous Revenues	6,289,406.85	Added and Omitted Taxes	
PUBLIC SAFETY		Total	83,483,225.00	Total Taxes Levied - ABSTRACT	58,352,112.37
Fire Protection	3,880,870.68	Prior Years Surplus Appropriated	1,200,000.00	Total Taxes Billed	58,300,728.40
Police Protection	5,826,824.54	REVENUES	84,683,225.00	1983 TAXES COLLECTED	56,120,073.72
Civil Defense & Disaster Control	2,250.00	Reserve For Uncollected Taxes	2,600,000.00	1983 Taxes Cancelled, Abated or Adjusted	266,323.09
Environmental Inspection & Control	429,436.50			Transfer to Tax Title Liens or Foreclosed	47,609.82
Other Public Safety		CAPITAL OUTLAY	TOTAL	Balance Outstanding Dec. 31, 1983	1,866,721.77
PUBLIC WORKS				PRIOR YEARS TAXES OUTSTANDING	
Streets and Drainage	1,937,942.15	Public Enterprises	38,581.82	Balance January 1, 1983	751,060.68
Sewers and Sewage Processing	624,174.67	Recreation—Culture	61,304.33	Collected in 1983	725,020.22
Garbage and Trash Disposal	244,212.67	Public Works	1,238,254.15	Cancelled, Abated or Adjusted 1983	
Public Buildings and Grounds	998,076.58	Buildings and Grounds	34,331.43	Transfers to Tax Title Liens or Foreclosed	16,275.87
Other Public Works	181,100.00	Library and Education	3,968,826.14	Balance December 31, 1983	9,764.59
HEALTH and WELFARE		Conservation		TAX TITLE LIENS OUTSTANDING	
Health Services Except Environmental	485,884.79	All Other		Balance January 1, 1983	112,162.91
Welfare-Public Assistance	43,248.75			Transfer From Taxes	66,456.65
Hospitals, Clinics, First Aid		CAPITAL DEBT AUTHORIZED, DECEMBER 31, 1983		Redeemed in 1983	25,093.03
Animal, Insect, & Rodent Control		ISSUED AND UNISSUED	GROSS DEBT	Cancelled, Abated or Adjusted (1983)	
Other Welfare Services	250.00	School	17,957,000	Transfers to Foreclosed Property	
RECREATION and CONSERVATION		Self-liquidating	929,000	Balance December 31, 1983	153,526.53
Beaches and Boardwalks		Other	25,036,155	PROPERTY ACQUIRED BY DEED OR FORECLOSURE	
Parks, Playgrounds, Shade Trees	250.00	Total	43,922,155	Balance January 1, 1983	1,494,684.50
Land Reclamation & Conservation	464,719.43			Transfers From Taxes or Liens	
Other Recreational Services		ISSUED AND OUTSTANDING		Sale for Cash (1983)	978,700.00
EDUCATION (excluding schools)		School	16,774,000.00	Cancelled, Abated or Adjusted (1983)	217,770.00
Libraries	741,271.48	Self-Liquidating	929,000.00	Balance December 31, 1983	298,214.50
Other Educational Services		Other	23,031,000.00	CURRENT FINANCES DECEMBER 31, 1983	
STATUTORY EXPENDITURES		Total	40,734,000.00	ASSETS	
Pensions & F. I. C. A.	2,018,500.00	EQUALIZED VALUATION BASIS		Cash Dec. 31, 1983	12,340,538.97
Employee Fringe Benefits	1,715,000.00	FOR NET DEBT COMPUTATION	2,137,633,721	Taxes Receivable	1,876,486.36
Other Statutory Expenditures	58,000.00	REAL PROPERTY VALUATIONS		Tax Title Liens	153,526.53
CETA And Other Public Employment Programs		Code Class # of Parcels % VAL'N	ASSESSED VALUATION	Foreclosed Property	298,214.50
MUNICIPAL FUNCTIONS		1 Vacant Land 2303 4.44	100,247,500.00	Emergencies & Other Deferred Charges	1,507,146.90
CAPITAL IMPROVEMENTS	*MEMO*	2 Residential 16753 58.00	1,308,640,900.00	State and Federal Aid Receivable	134,758.85
DEBT SERVICE		3 Farm 22 .04	930,400.00	Other Receivables	1,090,115.16
Principal Payments	2,410,000.00	4a Commercial 586 9.89	223,065,600.00	Total	17,400,787.27
Interest Payments	2,269,752.55	4b Industrial 264 22.32	503,488,300.00	LIABILITIES, RESERVES, AND SURPLUS	
TYPE I SCHL DEBT *MEMO	2,241,051.25	4c Apartments 81 5.31	119,842,100.00	Cash Liabilities	8,874,567.77
DEFERRED CHARGES	1,632,781.28	Total 20009	2,256,214,800.00	Reserves for Receivables	3,392,887.72
SCHOOL, COUNTY, SPECIAL DISTRICT TAXES	52,479,586.24	Land Area 30.65 Sq. Miles		Surplus Dec. 31, 1983	5,133,331.78
RESERVE FOR UNCOLLECTED TAXES	2,600,000.00	Net Valuation Taxable-Municipal	2,279,587,835	Total	17,400,787.27
EXPENDITURES	84,964,148.57	Net Valuation Taxable-County	2,462,491,529		
		State Equalized Valuation	2,345,222,460		
		State Equalization Ratio	97.20		

1981/3000

* ABOVE DEBT SERVICE INCLUDES TYPE I SCHOOL DEBT

198

0107
 Population 1980 **4,618**
 Population 1983 **4,704**
 S & P Rating
 Moody Rating **AAA**

General Tax Rate Per \$100. **4.01**
 State Equalized Tax Rate
3.03

EGG HARBOR CITY – ATLANTIC COUNTY
Form of Government:
Special Charter (P.L. 1858 c. 152)
Number of Members on Governing Body – 9

PER CAPITA:
 Gross Debt **891.97**
 Net Debt **192.18**
 Debt Service **45.34**
 Total Tax Levy **429.74**
 Municipal Expenditures **360.15**

PER CENT:
 Gross Debt **6.84**
 Net Debt **1.47**
 Tax Levy Collected **92.97**
 Tax Levy Cancelled, Abated or Adjusted **.15**

EXPENDITURES		REVENUES-REALIZED		1983 PROPERTY TAX	
GENERAL GOVERNMENT				STATE EQUALIZED TAX RATE → .92	
Governing Body & Public Boards	12,600.00	1983 Property Taxes Collected	1,876,392.16	Local District School Taxes	607,593.00
Municipal Clerk	29,533.32	1983 Payments in Lieu of Taxes		Regional & Consolidated School Tax	428,370.09
Financial Administration	31,397.94	Delinquent Tax & Lien Collections	97,760.83	School Taxes in Municipal Budget	
Assessment of Taxes	25,499.00	Business Personalty Replacement Taxes	62,001.00	County Taxes	* 317,754.87
Collection of Taxes	26,822.00	Taxes from Public Utilities	272,175.00	County Library Taxes	16,741.02
Planning, Housing & Development	11,100.00	Other Miscellaneous Tax Revenues		Local Municipal Purpose Taxes	630,155.48
Human Resources		State Aid Revenues	69,467.52	Veteran & Senior Citizen Taxes	73,500.00
Elections	2,026.94	Federal Aid Revenues		Total Taxes for Rate Computation	3.03 2,074,114.46
General Administration (other)	116,562.54	State and Local Fiscal Assistance Act Utilized	38,677.21	Special District Taxes	
JUDICIARY		Sole of Acquired Property		Bank Corp. Taxes	5,353.63
Municipal Courts	31,534.42	Other Miscellaneous Revenues	381,481.90	Added and Omitted Taxes	15,513.04
PUBLIC SAFETY		Total	2,797,955.62	Total Taxes Levied - ABSTRACT	2,021,481.13
Fire Protection	14,000.00	Prior Years Surplus Appropriated	210,000.00	Total Taxes Billed	2,018,380.16
Police Protection	494,012.71	REVENUES TOTAL	3,007,955.62	1983 TAXES COLLECTED	1,876,392.16
Civil Defense & Disaster Control	650.00	Reserve For Uncollected Taxes	118,514.91	1983 Taxes Cancelled, Abated or Adjusted	2,992.84
Environmental Inspection & Control	33,703.58			Transfer to Tax Title Liens or Foreclosed	18,042.46
Other Public Safety		CAPITAL OUTLAY TOTAL	79,857.31	Balance Outstanding Dec. 31, 1983	120,952.70
PUBLIC WORKS				PRIOR YEARS TAXES OUTSTANDING	
Streets and Drainage	154,050.00	Public Enterprises	25,954.40	Balance January 1, 1983	96,917.75
Sewers and Sewage Processing	3,200.00	Recreation—Culture		Collected in 1983	84,761.68
Garbage and Trash Disposal	59,825.44	Public Works	53,705.41	Cancelled, Abated or Adjusted 1983	
Public Buildings and Grounds	91,000.00	Buildings and Grounds	197.50	Transfers to Tax Title Liens or Foreclosed	5,454.05
Other Public Works	2,850.00	Library and Education		Balance December 31, 1983	6,702.02
HEALTH and WELFARE		Conservation		TAX TITLE LIENS OUTSTANDING	
Health Services Except Environmental		All Other		Balance January 1, 1983	177,093.99
Welfare-Public Assistance	3,283.17	CAPITAL DEBT AUTHORIZED, DECEMBER 31, 1983		Transfer From Taxes	25,018.19
Hospitals, Clinics, First Aid		ISSUED AND UNISSUED GROSS DEBT NET DEBT		Redeemed in 1983	12,999.15
Animal, Insect, & Rodent Control	5,520.00	School 898,827		Cancelled, Abated or Adjusted (1983)	
Other Welfare Services		Self-liquidating 2,393,000		Transfers to Foreclosed Property	6,271.22
RECREATION and CONSERVATION		Other 904,000	904,000	Balance December 31, 1983	182,841.81
Beaches and Boardwalks		Total 4,195,827	904,000	PROPERTY ACQUIRED BY DEED OR FORECLOSURE	
Parks, Playgrounds, Shade Trees	19,287.39	ISSUED AND OUTSTANDING		Balance January 1, 1983	214,605.40
Land Reclamation & Conservation		School 898,827.53		Transfers From Taxes or Liens	6,271.22
Other Recreational Services	8,400.00	Self-Liquidating 243,000.00		Sale for Cash (1983)	101,314.46
EDUCATION (excluding schools)		Other		Cancelled, Abated or Adjusted (1983)	
Libraries		Total 1,141,827.53		Balance December 31, 1983	119,562.16
Other Educational Services		EQUALIZED VALUATION BASIS FOR NET DEBT COMPUTATION	61,325,373	CURRENT FINANCES DECEMBER 31, 1983	
STATUTORY EXPENDITURES		REAL PROPERTY VALUATIONS		ASSETS	
Pensions & F. I. C. A.	72,084.19	Code Class # of Parcels % VAL'N		Cash Dec. 31, 1983	608,729.79
Employee Fringe Benefits	53,500.00	1 Vacant Land 856 1.92	921,500.00	Taxes Receivable	127,654.72
Other Statutory Expenditures	7,900.00	2 Residential 1186 69.43	33,304,700.00	Tax Title Liens	182,841.81
CETA And Other Public Employment Programs		3 Farm		Foreclosed Property	119,562.16
MUNICIPAL FUNCTIONS TOTAL	1,310,342.64	4a Commercial 154 18.83	9,030,300.00	Emergencies & Other Deferred Charges	56,185.69
CAPITAL IMPROVEMENTS *MEMO*		4b Industrial 11 4.41	2,113,200.00	State and Federal Aid Receivable	9,000.00
DEBT SERVICE		4c Apartments 11 5.42	2,599,000.00	Other Receivables	29,993.29
Principal Payments	115,896.63	Total 2218	47,968,700.00	Total	1,133,967.46
Interest Payments	97,366.93	Land Area 10.89 Sq. Miles		LIABILITIES, RESERVES, AND SURPLUS	
DEFERRED CHARGES	52,045.35	Net Valuation Taxable-Municipal	49,945,011	Cash Liabilities	480,547.72
SCHOOL, COUNTY, SPECIAL DISTRICT TAXES	1,370,458.98	Net Valuation Taxable-County	67,415,557	Reserves for Receivables	460,051.98
RESERVE FOR UNCOLLECTED TAXES	118,514.91	State Equalized Valuation	65,401,804	Surplus Dec. 31, 1983	193,367.76
EXPENDITURES TOTAL	3,064,625.44	State Equalization Ratio	75.63	Total	1,133,967.46

0108
Population 1980 19,381
Population 1983 20,186
S & P Rating
Moody Rating AAA

General Tax Rate Per \$100. 3.01
State Equalized Tax Rate 1.91

EGG HARBOR TOWNSHIP - ATLANTIC CO.
Form of Government:
Township Committee
Number of Members on Governing Body - 5

PER CAPITA:
Gross Debt 730.37
Net Debt
Debt Service
Total Tax Levy 524.78
Municipal Expenditures 325.44
PER CENT:
Gross Debt 2.79
Net Debt
Tax Levy Collected 91.39
Tax Levy Cancelled, Abated or Adjusted .02

EXPENDITURES		REVENUES-REALIZED		1983 PROPERTY TAX	
GENERAL GOVERNMENT		STATE EQUALIZED TAX RATE		1.38	
Governing Body & Public Boards		1983 Property Taxes Collected	9,686,537.55	Local District School Taxes	7,596,930.00
Municipal Clerk		1983 Payments in Lieu of Taxes		Regional & Consolidated School Tax	
Financial Administration	103,100.00	Delinquent Tax & Lien Collections	891,689.24	School Taxes in Municipal Budget	
Assessment of Taxes	105,700.00	Business Personalty Replacement Taxes	115,564.12	County Taxes	* 2,766,349.32
Collection of Taxes	124,300.00	Taxes from Public Utilities	3,870,871.00	County Library Taxes	145,769.75
Planning, Housing & Development	114,500.00	Other Miscellaneous Tax Revenues		Local Municipal Purpose Taxes	
Human Resources		State Aid Revenues	111,481.74	Veteran & Senior Citizen Taxes	135,900.00
Elections	11,250.00	Federal Aid Revenues		Total Taxes for Rate Computation	1.91 10,644,949.07
General Administration (other)	580,434.00	State and Local Fiscal Assistance Act Utilized	70,105.69	Special District Taxes	
JUDICIARY		Sale of Acquired Property	64,000.00	Bank Corp. Taxes	7,409.79
Municipal Courts	184,000.00	Other Miscellaneous Revenues	1,516,074.19	Added and Omitted Taxes	76,842.33
PUBLIC SAFETY		Total	16,326,323.53	Total Taxes Levied - ABSTRACT	10,593,301.19
Fire Protection	139,000.00	Prior Years Surplus Appropriated	2,445,000.00	Total Taxes Billed	10,599,691.90
Police Protection	2,053,005.69	REVENUES TOTAL	18,771,323.53	1983 TAXES COLLECTED	9,686,537.55
Civil Defense & Disaster Control	20,000.00	Reserve For Uncollected Taxes	1,007,771.01	1983 Taxes Cancelled, Abated or Adjusted	2,179.24
Environmental Inspection & Control	201,800.00			Transfer to Tax Title Liens or Foreclosed	79,050.88
Other Public Safety				Balance Outstanding Dec. 31, 1983	831,924.23
PUBLIC WORKS		CAPITAL OUTLAY TOTAL	99,335.00	PRIOR YEARS TAXES OUTSTANDING	
Streets and Drainage	819,000.00	Public Enterprises		Balance January 1, 1983	870,552.14
Sewers and Sewage Processing		Recreation—Culture		Collected in 1983	846,646.01
Garbage and Trash Disposal	180,000.00	Public Works	98,965.00	Cancelled, Abated or Adjusted 1983	
Public Buildings and Grounds	154,000.00	Buildings and Grounds	370.00	Transfers to Tax Title Liens or Foreclosed	
Other Public Works		Library and Education		Balance December 31, 1983	23,906.13
HEALTH and WELFARE		Conservation		TAX TITLE LIENS OUTSTANDING	
Health Services Except Environmental	12,000.00	All Other		Balance January 1, 1983	152,238.62
Welfare-Public Assistance	19,400.00			Transfer From Taxes	83,430.81
Hospitals, Clinics, First Aid				Redeemed in 1983	45,043.23
Animal, Insect, & Rodent Control	57,500.00			Cancelled, Abated or Adjusted (1983)	
Other Welfare Services				Transfers to Foreclosed Property	4,784.77
RECREATION and CONSERVATION				Balance December 31, 1983	185,841.43
Beaches and Boardwalks				PROPERTY ACQUIRED BY DEED OR	
Parks, Playgrounds, Shade Trees	92,700.00			FORECLOSURE	
Land Reclamation & Conservation				Balance January 1, 1983	1,393,278.10
Other Recreational Services	5,000.00			Transfers From Taxes or Liens	4,784.77
EDUCATION (excluding schools)				Sale for Cash (1983)	
Libraries				Cancelled, Abated or Adjusted (1983)	64,000.00
Other Educational Services				Balance December 31, 1983	1,334,062.87
STATUTORY EXPENDITURES				CURRENT FINANCES DECEMBER 31, 1983	
Pensions & F. I. C. A.	347,000.00			ASSETS	
Employee Fringe Benefits	209,000.00			Cash Dec. 31, 1983	5,264,416.58
Other Statutory Expenditures	25,000.00			Taxes Receivable	855,830.36
CETA And Other Public Employment Programs				Tax Title Liens	185,841.43
MUNICIPAL FUNCTIONS TOTAL	5,557,689.69			Foreclosed Property	1,334,062.87
CAPITAL IMPROVEMENTS *MEMO*	250,000.00			Emergencies & Other Deferred Charges	
DEBT SERVICE				State and Federal Aid Receivable	42,476.02
Principal Payments				Other Receivables	48,244.65
Interest Payments				Total	7,730,871.91
DEFERRED CHARGES	3,837.06			LIABILITIES, RESERVES, AND SURPLUS	
SCHOOL, COUNTY, SPECIAL DISTRICT TAXES	10,509,049.07			Cash Liabilities	802,005.28
RESERVE FOR UNCOLLECTED TAXES	1,007,771.01			Reserves for Receivables	2,423,979.31
EXPENDITURES TOTAL	17,078,346.83			Surplus Dec. 31, 1983	4,504,887.32
				Total	7,730,871.91

2004
Population 1980 106,201
Population 1983 107,597
S & P Rating A
Moody Rating AAA

General Tax Rate Per \$100. 4.84
State Equalized Tax Rate 3.50

ELIZABETH CITY – UNION COUNTY
Form of Government:
Mayor–Council Plan F (OMCL 50)
Number of Members on Governing Body – 9

PER CAPITA:
Gross Debt 524.38
Net Debt 185.39
Debt Service 74.23
Total Tax Levy 435.97
Municipal Expenditures 489.66
PER CENT:
Gross Debt 4.58
Net Debt 1.62
Tax Levy Collected 96.24
Tax Levy Cancelled, Abated or Adjusted .16

EXPENDITURES		REVENUES-REALIZED		1983 PROPERTY TAX	
GENERAL GOVERNMENT				STATE EQUALIZED TAX RATE	
Governing Body & Public Boards	268,082.00	1983 Property Taxes Collected	44,994,414.97	Local District School Taxes 1.50	19,948,811.00
Municipal Clerk	101,395.00	1983 Payments in Lieu of Taxes	813,242.22	Regional & Consolidated School Tax	
Financial Administration	610,554.50	Delinquent Tax & Lien Collections	1,462,340.24	School Taxes in Municipal Budget .18	2,375,210.61
Assessment of Taxes	121,514.00	Business Personalty Replacement Taxes	2,867,348.76	County Taxes .48	6,329,951.09
Collection of Taxes	206,732.00	Taxes from Public Utilities	12,306,024.00	County Library Taxes	
Planning, Housing & Development	383,776.00	Other Miscellaneous Tax Revenues	47,802.81	Local Municipal Purpose Taxes 1.34	17,841,303.33
Human Resources	3,266,504.50	State Aid Revenues	8,073,724.47	Veteran & Senior Citizen Taxes	648,550.00
Elections	25,900.00	Federal Aid Revenues	1,486,789.00	Total Taxes for Rate Computation 3.50	47,143,826.03
General Administration (other)	4,084,365.93	State and Local Fiscal Assistance Act Utilized	1,358,395.25	Special District Taxes	
JUDICIARY	371,462.00	Sale of Acquired Property	2,000.00	Bank Corp. Taxes	206,115.64
Municipal Courts		Other Miscellaneous Revenues	5,372,906.62	Added and Omitted Taxes	207,928.52
PUBLIC SAFETY		Total	78,784,988.34	Total Taxes Levied - ABSTRACT	46,909,320.19
Fire Protection	6,820,450.00	Prior Years Surplus Appropriated	571,430.62	Total Taxes Billed	46,750,048.15
Police Protection	6,768,003.15	REVENUES TOTAL	79,356,418.96	1983 TAXES COLLECTED	44,994,414.97
Civil Defense & Disaster Control	19,723.00	Reserve For Uncollected Taxes	2,324,763.81	1983 Taxes Cancelled, Abated or Adjusted	76,074.74
Environmental Inspection & Control	138,763.00			Transfer to Tax Title Liens or Foreclosed	316,457.39
Other Public Safety		CAPITAL OUTLAY TOTAL	6,158,677.80	Balance Outstanding Dec. 31, 1983	1,363,101.05
PUBLIC WORKS				PRIOR YEARS TAXES OUTSTANDING	
Streets and Drainage	2,287,847.79	Public Enterprises		Balance January 1, 1983	1,259,205.59
Sewers and Sewage Processing		Recreation—Culture	282,022.43	Collected in 1983	1,175,884.69
Garbage and Trash Disposal	2,812,147.98	Public Works	233,486.11	Cancelled, Abated or Adjusted 1983	88.15
Public Buildings and Grounds	894,415.00	Buildings and Grounds	4,765,170.20	Transfers to Tax Title Liens or Foreclosed	78,836.17
Other Public Works	332,099.00	Library and Education		Balance December 31, 1983	4,396.58
HEALTH and WELFARE		Conservation	877,999.06	TAX TITLE LIENS OUTSTANDING	
Health Services Except Environmental	1,656,996.00	All Other		Balance January 1, 1983	1,317,697.16
Welfare-Public Assistance	682,249.00			Transfer From Taxes	421,573.29
Hospitals, Clinics, First Aid		CAPITAL DEBT AUTHORIZED, DECEMBER 31, 1983		Redeemed in 1983	271,855.87
Animal, Insect, & Rodent Control		ISSUED AND UNISSUED		Cancelled, Abated or Adjusted (1983)	39,493.78
Other Welfare Services	299,050.00	School	36,070,000	Transfers to Foreclosed Property	159,181.38
RECREATION and CONSERVATION		Self-liquidating	20,351,250	Balance December 31, 1983	1,268,739.42
Beaches and Boardwalks		Other	56,421,250	PROPERTY ACQUIRED BY DEED OR FORECLOSURE	
Parks, Playgrounds, Shade Trees		Total		Balance January 1, 1983	709,428.02
Land Reclamation & Conservation				Transfers From Taxes or Liens	159,181.38
Other Recreational Services	1,777,221.00	ISSUED AND OUTSTANDING		Sale for Cash (1983)	2,000.00
EDUCATION (excluding schools)		School	36,070,000.00	Cancelled, Abated or Adjusted (1983)	600.00
Libraries	911,500.00	Self-Liquidating	15,854,000.00	Balance December 31, 1983	866,009.40
Other Educational Services		Other	51,924,000.00	CURRENT FINANCES DECEMBER 31, 1983	
STATUTORY EXPENDITURES		Total		ASSETS	
Pensions & F. I. C. A.	4,531,136.22	EQUALIZED VALUATION BASIS		Cash Dec. 31, 1983	15,158,118.87
Employee Fringe Benefits	150,000.00	FOR NET DEBT COMPUTATION	1,231,263,619	Taxes Receivable	1,367,497.63
Other Statutory Expenditures	250,000.00	REAL PROPERTY VALUATIONS		Tax Title Liens	1,268,739.42
CETA And Other Public Employment Programs	1,486,789.00	Code Class # of Parcels % VAL'N	ASSESSED VALUATION	Foreclosed Property	866,009.40
MUNICIPAL FUNCTIONS		1 Vacant Land 773 1.57	14,713,300.00	Emergencies & Other Deferred Charges	
CAPITAL IMPROVEMENTS		2 Residential 13581 47.08	440,493,400.00	State and Federal Aid Receivable	2,973.19
MEMO		3 Farm		Other Receivables	4,952,219.24
DEBT SERVICE		4a Commercial 2051 19.80	185,273,600.00	Total	23,615,557.75
Principal Payments	3,875,200.00	4b Industrial 227 16.38	153,228,600.00	LIABILITIES, RESERVES, AND SURPLUS	
Interest Payments	4,111,548.40	4c Apartments 591 15.17	141,988,400.00	Cash Liabilities	13,459,517.48
TYPE I SCHL DEBT *MEMO		Total 17223	935,697,300.00	Reserves for Receivables	6,045,677.28
DEFERRED CHARGES	1,116,187.69	Land Area 11.69 Sq. Miles		Surplus Dec. 31, 1983	4,110,362.99
SCHOOL, COUNTY, SPECIAL DISTRICT TAXES	28,653,972.70	Net Valuation Taxable-Municipal	961,614,042	Total	23,615,557.75
RESERVE FOR UNCOLLECTED TAXES	2,324,763.81	Net Valuation Taxable-County	1,309,656,886		
EXPENDITURES		State Equalized Valuation	1,329,635,976		
TOTAL	81,340,348.67	State Equalization Ratio	72.31		

1981/3000

* ABOVE DEBT SERVICE INCLUDES TYPE I SCHOOL DEBT

0804

Population 1980 **3,187**
 Population 1983 **3,334**
 S & P Rating
 Moody Rating

General Tax Rate Per \$100.
3.31
 State Equalized Tax Rate
2.02

ELK TOWNSHIP – GLOUCESTER COUNTY

Form of Government:
Township Committee

Number of Members on Governing Body – 3

PER CAPITA:

Gross Debt **113.99**
 Net Debt **63.74**
 Debt Service
 Total Tax Levy **327.99**
 Municipal Expenditures **230.67**

PER CENT:

Gross Debt **.77**
 Net Debt **.43**
 Tax Levy Collected **88.23**
 Tax Levy Cancelled, Abated
 or Adjusted **.22**

EXPENDITURES		REVENUES-REALIZED		1983 PROPERTY TAX	
GENERAL GOVERNMENT				STATE EQUALIZED TAX RATE 	
Governing Body & Public Boards		1983 Property Taxes Collected	966,104.66	Local District School Taxes .57	308,323.00
Municipal Clerk		1983 Payments in Lieu of Taxes		Regional & Consolidated School Tax .60	323,422.42
Financial Administration	23,843.92	Delinquent Tax & Lien Collections	112,957.50	School Taxes in Municipal Budget	
Assessment of Taxes	50,900.00	Business Personalty Replacement Taxes	19,123.16	County Taxes .57	305,234.30
Collection of Taxes	15,700.00	Taxes from Public Utilities	231,482.00	County Library Taxes .02	8,388.32
Planning, Housing & Development	7,100.00	Other Miscellaneous Tax Revenues		Local Municipal Purpose Taxes .27	145,000.00
Human Resources		State Aid Revenues	27,979.68	Veteran & Senior Citizen Taxes	39,800.00
Elections	1,950.00	Federal Aid Revenues		Total Taxes for Rate Computation 2.03	1,130,168.04
General Administration (other)	69,400.00	State and Local Fiscal Assistance Act Utilized	26,586.92	Special District Taxes	
JUDICIARY		Sale of Acquired Property		Bank Corp. Taxes	485.85
Municipal Courts	25,360.00	Other Miscellaneous Revenues	142,004.50	Added and Omitted Taxes	2,667.86
PUBLIC SAFETY		Total	1,526,238.42	Total Taxes Levied - ABSTRACT	1,093,521.75
Fire Protection	28,000.00	Prior Years Surplus Appropriated	120,323.09	Total Taxes Billed	1,094,961.87
Police Protection	189,000.00	REVENUES TOTAL	1,646,561.51	1983 TAXES COLLECTED	966,104.66
Civil Defense & Disaster Control	300.00	Reserve For Uncollected Taxes	136,800.00	1983 Taxes Cancelled, Abated or Adjusted	2,383.20
Environmental Inspection & Control	14,800.00			Transfer to Tax Title Liens or Foreclosed	8,092.95
Other Public Safety				Balance Outstanding Dec. 31, 1983	118,381.06
PUBLIC WORKS		CAPITAL OUTLAY TOTAL		PRIOR YEARS TAXES OUTSTANDING	
Streets and Drainage	81,500.00	Public Enterprises		Balance January 1, 1983	115,412.30
Sewers and Sewage Processing		Recreation—Culture		Collected in 1983	107,911.20
Garbage and Trash Disposal	37,000.00	Public Works		Cancelled, Abated or Adjusted 1983	29.92
Public Buildings and Grounds	24,000.00	Buildings and Grounds		Transfers to Tax Title Liens or Foreclosed	5,898.35
Other Public Works		Library and Education		Balance December 31, 1983	1,572.83
HEALTH and WELFARE		Conservation		TAX TITLE LIENS OUTSTANDING	
Health Services Except Environmental	1,900.00	All Other		Balance January 1, 1983	8,396.80
Welfare-Public Assistance	4,450.00			Transfer From Taxes	14,278.36
Hospitals, Clinics, First Aid		CAPITAL DEBT AUTHORIZED, DECEMBER 31, 1983		Redeemed in 1983	5,046.30
Animal, Insect, & Rodent Control	14,560.00	ISSUED AND UNISSUED		Cancelled, Abated or Adjusted (1983)	
Other Welfare Services		School	167,532	Transfers to Foreclosed Property	103.70
RECREATION and CONSERVATION		Self-liquidating	212,500	Balance December 31, 1983	17,525.16
Beaches and Boardwalks		Other	380,032	PROPERTY ACQUIRED BY DEED OR FORECLOSURE	
Parks, Playgrounds, Shade Trees	200.00	Total	212,500	Balance January 1, 1983	203,194.00
Land Reclamation & Conservation	8,700.00			Transfers From Taxes or Liens	156.66
Other Recreational Services		ISSUED AND OUTSTANDING		Sale for Cash (1983)	3,500.00
EDUCATION (excluding schools)		School	167,532.19	Cancelled, Abated or Adjusted (1983)	12,088.66
Libraries		Self-Liquidating		Balance December 31, 1983	187,762.00
Other Educational Services		Other		CURRENT FINANCES DECEMBER 31, 1983	
STATUTORY EXPENDITURES		Total	167,532.19	ASSETS	
Pensions & F. I. C. A.	23,500.00	EQUALIZED VALUATION BASIS		Cash Dec. 31, 1983	498,730.57
Employee Fringe Benefits	7,600.00	FOR NET DEBT COMPUTATION	49,036,718	Taxes Receivable	119,953.89
Other Statutory Expenditures	2,500.00	REAL PROPERTY VALUATIONS		Tax Title Liens	17,525.16
CETA And Other Public Employment Programs		Code Class # of Parcels % VAL'N	ASSESSED VALUATION	Foreclosed Property	187,762.00
MUNICIPAL FUNCTIONS TOTAL	632,263.92	1 Vacant Land 471 5.43	1,745,100.00	Emergencies & Other Deferred Charges	40,000.00
CAPITAL IMPROVEMENTS *MEMO*		2 Residential 907 71.32	22,906,150.00	State and Federal Aid Receivable	
DEBT SERVICE		3 Farm 391 20.24	6,501,850.00	Other Receivables	16,647.32
Principal Payments		4a Commercial 25 3.01	966,200.00	Total	880,618.94
Interest Payments		4b Industrial		LIABILITIES, RESERVES, AND SURPLUS	
DEFERRED CHARGES		4c Apartments		Cash Liabilities	104,377.25
SCHOOL, COUNTY, SPECIAL DISTRICT TAXES		Total 1794	32,119,300.00	Reserves for Receivables	341,888.37
SCHOOL, COUNTY, SPECIAL DISTRICT TAXES		Land Area 19.60 Sq. Miles		Surplus Dec. 31, 1983	434,353.32
RESERVE FOR UNCOLLECTED TAXES	136,800.00	Net Valuation Taxable-Municipal	32,999,818	Total	880,618.94
EXPENDITURES TOTAL	1,714,431.96	Net Valuation Taxable-County	49,332,803		
		State Equalized Valuation	53,414,657		
		State Equalization Ratio	61.14		

1702
Population 1980 1,569
Population 1983 1,605
S & P Rating
Moody Rating

General Tax Rate Per \$100. 4.02
State Equalized Tax Rate 2.51

ELMER BOROUGH – SALEM COUNTY
Form of Government:
Borough Council
Number of Members on Governing Body – 6

PER CAPITA:
Gross Debt 310.59
Net Debt
Debt Service
Total Tax Levy 374.87
Municipal Expenditures 170.22
PER CENT:
Gross Debt 2.34
Net Debt
Tax Levy Collected 93.22
Tax Levy Cancelled, Abated or Adjusted .27

EXPENDITURES		REVENUES-REALIZED		1983 PROPERTY TAX	
GENERAL GOVERNMENT				STATE EQUALIZED TAX RATE	
Governing Body & Public Boards		1983 Property Taxes Collected	551,882.10	Local District School Taxes 1.41	332,391.00
Municipal Clerk		1983 Payments in Lieu of Taxes		Regional & Consolidated School Tax	
Financial Administration	8,850.00	Delinquent Tax & Lien Collections	29,618.97	School Taxes in Municipal Budget	
Assessment of Taxes	2,800.00	Business Personalty Replacement Taxes	17,679.40	County Taxes	185,864.88
Collection of Taxes	3,800.00	Taxes from Public Utilities	72,930.00	County Library Taxes	
Planning, Housing & Development	850.00	Other Miscellaneous Tax Revenues		Local Municipal Purpose Taxes	72,157.96
Human Resources		State Aid Revenues	15,552.40	Veteran & Senior Citizen Taxes	21,900.00
Elections		Federal Aid Revenues		Total Taxes for Rate Computation 2.51	612,313.84
General Administration (other)	31,575.00	State and Local Fiscal Assistance Act Utilized	6,892.75	Special District Taxes	
JUDICIARY	4,700.00	Sale of Acquired Property		Bank Corp. Taxes	11,248.13
Municipal Courts		Other Miscellaneous Revenues	52,213.43	Added and Omitted Taxes	
PUBLIC SAFETY		Total	746,769.05	Total Taxes Levied - ABSTRACT	601,661.97
Fire Protection	28,155.00	Prior Years Surplus Appropriated	67,859.29	Total Taxes Billed	591,989.82
Police Protection	34,795.00	REVENUES TOTAL	814,628.34	1983 TAXES COLLECTED	551,882.10
Civil Defense & Disaster Control	300.00	Reserve For Uncollected Taxes	58,998.40	1983 Taxes Cancelled, Abated or Adjusted	1,619.02
Environmental Inspection & Control	3,750.00			Transfer to Tax Title Liens or Foreclosed	
Other Public Safety		CAPITAL OUTLAY TOTAL	38,801.90	Balance Outstanding Dec. 31, 1983	38,488.70
PUBLIC WORKS	34,100.00	Public Enterprises	21,501.90	PRIOR YEARS TAXES OUTSTANDING	
Streets and Drainage		Recreation—Culture		Balance January 1, 1983	29,618.97
Sewers and Sewage Processing		Public Works		Collected in 1983	29,618.97
Garbage and Trash Disposal	25,385.86	Buildings and Grounds	17,300.00	Cancelled, Abated or Adjusted 1983	
Public Buildings and Grounds	16,300.00	Library and Education		Transfers to Tax Title Liens or Foreclosed	
Other Public Works		Conservation		Balance December 31, 1983	
HEALTH and WELFARE		All Other		TAX TITLE LIENS OUTSTANDING	
Health Services Except Environmental	1,700.00			Balance January 1, 1983	
Welfare-Public Assistance	800.00	CAPITAL DEBT AUTHORIZED, DECEMBER 31, 1983		Transfer From Taxes	
Hospitals, Clinics, First Aid	1,650.00	ISSUED AND UNISSUED		Redeemed in 1983	
Animal, Insect, & Rodent Control	150.00	School		Cancelled, Abated or Adjusted (1983)	
Other Welfare Services		Self-liquidating	498,500	Transfers to Foreclosed Property	
RECREATION and CONSERVATION		Other		Balance December 31, 1983	
Beaches and Boardwalks		Total	498,500	PROPERTY ACQUIRED BY DEED OR FORECLOSURE	
Parks, Playgrounds, Shade Trees	5,100.00	ISSUED AND OUTSTANDING		Balance January 1, 1983	
Land Reclamation & Conservation	1,500.00	School		Transfers From Taxes or Liens	
Other Recreational Services	1,100.00	Self-Liquidating	450,000.00	Sale for Cash (1983)	
EDUCATION (excluding schools)		Other		Cancelled, Abated or Adjusted (1983)	
Libraries		Total	450,000.00	Balance December 31, 1983	
Other Educational Services		EQUALIZED VALUATION BASIS		CURRENT FINANCES DECEMBER 31, 1983	
STATUTORY EXPENDITURES	6,050.00	FOR NET DEBT COMPUTATION	21,317,433	ASSETS	
Pensions & F. I. C. A.		REAL PROPERTY VALUATIONS		Cash Dec. 31, 1983	394,815.76
Employee Fringe Benefits		Code Class # of Parcels % VAL'N		Taxes Receivable	38,488.70
Other Statutory Expenditures	800.00	1 Vacant Land 80 1.44		Tax Title Liens	
CETA And Other Public Employment Programs	214,210.86	2 Residential 469 75.28		Foreclosed Property	
MUNICIPAL FUNCTIONS	23,800.00	3 Farm 18 .85		Emergencies & Other Deferred Chorges	
CAPITAL IMPROVEMENTS	*MEMO*	4a Commercial 56 22.44		State and Federal Aid Receivable	
DEBT SERVICE		4b Industrial		Other Receivables	346.50
Principal Payments		4c Apartments		Total	433,650.96
Interest Payments		Total 623	13,826,800.00	LIABILITIES, RESERVES, AND SURPLUS	
DEFERRED CHARGES		Land Area .80 Sq. Miles		Cash Liabilities	32,286.84
SCHOOL, COUNTY, SPECIAL DISTRICT TAXES	518,255.88	Net Valuation Taxable-Municipal	14,726,115	Reserves for Receivables	38,835.20
RESERVE FOR UNCOLLECTED TAXES	58,998.40	Net Valuation Taxable-County	22,575,432	Surplus Dec. 31, 1983	362,528.92
EXPENDITURES TOTAL	791,465.14	State Equalized Valuation	23,037,091	Total	433,650.96
		State Equalization Ratio	62.49		

0211
Population 1980 18,377
Population 1983 18,315
S & P Rating
Moody Rating A1

General Tax Rate Per \$100.
2.77
State Equalized Tax Rate
1.83

ELMWOOD PARK BOROUGH – BERGEN CO.
Form of Government:
Borough Council
Number of Members on Governing Body – 6

PER CAPITA:		PER CENT:	
Gross Debt	263.23	Gross Debt	.93
Net Debt	189.22	Net Debt	.67
Debt Service	27.05	Tax Levy Collected	97.28
Total Tax Levy	559.72	Tax Levy Cancelled, Abated or Adjusted	.58
Municipal Expenditures	294.23		

EXPENDITURES		REVENUES-REALIZED		1983 PROPERTY TAX	
GENERAL GOVERNMENT				STATE EQUALIZED TAX RATE \rightarrow 1.00	
Governing Body & Public Boards	10,100.00	1983 Property Taxes Collected		Local District School Taxes	5,590,517.69
Municipal Clerk		9,959,706.36		Regional & Consolidated School Tax	
Financial Administration	21,085.00	1983 Payments in Lieu of Taxes		School Taxes in Municipal Budget	
Assessment of Taxes	23,718.00	Delinquent Tax & Lien Collections		County Taxes	1,948,200.59
Collection of Taxes	58,407.67	Business Personalty Replacement Taxes		County Library Taxes	
Planning, Housing & Development	5,850.00	Taxes from Public Utilities		Local Municipal Purpose Taxes	2,623,733.77
Human Resources		Other Miscellaneous Tax Revenues		Veteran & Senior Citizen Taxes	271,400.00
Elections	3,100.00	State Aid Revenues		Total Taxes for Rate Computation	1.82 10,433,852.05
General Administration (other)	401,345.19	Federal Aid Revenues		Special District Taxes	
JUDICIARY		State and Local Fiscal Assistance Act Utilized		Bank Corp. Taxes	38,745.77
Municipal Courts	46,006.22	Sale of Acquired Property		Added and Omitted Taxes	50,117.10
PUBLIC SAFETY		Other Miscellaneous Revenues		Total Taxes Levied - ABSTRACT	10,251,314.92
Fire Protection	79,283.00	Total		Total Taxes Billed	10,237,709.90
Police Protection	1,006,556.90	Prior Years Surplus Appropriated		1983 TAXES COLLECTED	9,959,706.36
Civil Defense & Disaster Control	300.00	REVENUES TOTAL		1983 Taxes Cancelled, Abated or Adjusted	59,236.46
Environmental Inspection & Control	44,515.78	Reserve For Uncollected Taxes		Transfer to Tax Title Liens or Foreclosed	7,212.94
Other Public Safety		CAPITAL OUTLAY TOTAL		Balance Outstanding Dec. 31; 1983	211,554.14
PUBLIC WORKS				PRIOR YEARS TAXES OUTSTANDING	
Streets and Drainage	286,383.11	Public Enterprises		Balance January 1, 1983	205,099.70
Sewers and Sewage Processing	1,066,139.47	Recreation—Culture		Collected in 1983	165,659.21
Garbage and Trash Disposal	493,230.00	Public Works		Cancelled, Abated or Adjusted 1983	1,141.10
Public Buildings and Grounds	42,306.68	Buildings and Grounds		Transfers to Tax Title Liens or Foreclosed	6,242.97
Other Public Works	57,328.63	Library and Education		Balance December 31, 1983	32,056.42
HEALTH and WELFARE		Conservation		TAX TITLE LIENS OUTSTANDING	
Health Services Except Environmental	80,837.12	All Other		Balance January 1, 1983	22,999.16
Welfare-Public Assistance	8,200.37	CAPITAL DEBT AUTHORIZED, DECEMBER 31, 1983		Transfer From Taxes	14,659.84
Hospitals, Clinics, First Aid		ISSUED AND UNISSUED GROSS DEBT NET DEBT		Redeemed in 1983	
Animal, Insect, & Rodent Control		School 419,134		Cancelled, Abated or Adjusted (1983)	
Other Welfare Services		Self-liquidating 786,452		Transfers to Foreclosed Property	
RECREATION and CONSERVATION		Other 3,615,480		Balance December 31, 1983	37,659.00
Beaches and Boardwalks		Total 4,821,066		PROPERTY ACQUIRED BY DEED OR FORECLOSURE	
Parks, Playgrounds, Shade Trees	5,600.00	ISSUED AND OUTSTANDING		Balance January 1, 1983	268,200.00
Land Reclamation & Conservation		School 419,134.00		Transfers From Taxes or Liens	
Other Recreational Services	138,440.52	Self-Liquidating 766,000.00		Sale for Cash (1983)	
EDUCATION (excluding schools)		Other 2,573,000.00		Cancelled, Abated or Adjusted (1983)	
Libraries	138,000.00	Total 3,758,134.00		Balance December 31, 1983	268,200.00
Other Educational Services		EQUALIZED VALUATION BASIS		CURRENT FINANCES DECEMBER 31, 1983	
STATUTORY EXPENDITURES		FOR NET DEBT COMPUTATION		ASSETS	
Pensions & F. I. C. A.	264,519.23	REAL PROPERTY VALUATIONS		Cash Dec. 31, 1983	440,561.19
Employee Fringe Benefits	97,078.22	Code Class # of Parcels % VAL'N		Taxes Receivable	243,610.56
Other Statutory Expenditures		ASSESSED VALUATION		Tax Title Liens	37,659.00
CETA And Other Public Employment Programs		1 Vacant Land 145 1.67		Foreclosed Property	268,200.00
MUNICIPAL FUNCTIONS TOTAL	4,378,331.11	2 Residential 4427 68.50		Emergencies & Other Deferred Charges	155,785.93
CAPITAL IMPROVEMENTS *MEMO*		3 Farm 9 .17		State and Federal Aid Receivable	6,706.90
DEBT SERVICE		4a Commercial 192 13.13		Other Receivables	2,200.82
Principal Payments	310,000.00	4b Industrial 70 13.19		Total	1,154,724.40
Interest Payments	185,458.39	4c Apartments 16 3.34		LIABILITIES, RESERVES, AND SURPLUS	
DEFERRED CHARGES	255,142.60	Total 4859 365,768,500.00		Cash Liabilities	412,509.19
SCHOOL, COUNTY, SPECIAL DISTRICT TAXES	7,538,718.28	Land Area 2.50 Sq. Miles		Reserves for Receivables	551,670.38
RESERVE FOR UNCOLLECTED TAXES	259,923.78	Net Valuation Taxable-Municipal		Surplus Dec. 31, 1983	190,544.83
EXPENDITURES TOTAL	12,927,574.16	Net Valuation Taxable-County		Total	1,154,724.40
		State Equalized Valuation			
		State Equalization Ratio			

1703

Population 1980 1,290
 Population 1983 1,307
 S & P Rating
 Moody Rating

General Tax Rate Per \$100. 1.93
 State Equalized Tax Rate 1.92

EL SINBORO TOWNSHIP – SALEM COUNTY**Form of Government:****Township Committee****Number of Members on Governing Body – 3****PER CAPITA:**

Gross Debt 39.79
 Net Debt
 Debt Service
 Total Tax Levy 338.55
 Municipal Expenditures 152.89

PER CENT:

Gross Debt .25
 Net Debt
 Tax Levy Collected 96.90
 Tax Levy Cancelled, Abated or Adjusted

EXPENDITURES		REVENUES-REALIZED		1983 PROPERTY TAX	
GENERAL GOVERNMENT				STATE EQUALIZED TAX RATE 1.17	
Governing Body & Public Boards		1983 Property Taxes Collected	428,757.82	Local District School Taxes	268,993.00
Municipal Clerk		1983 Payments in Lieu of Taxes		Regional & Consolidated School Tax	
Financial Administration	10,150.00	Delinquent Tax & Lien Collections	26,603.03	School Taxes in Municipal Budget	
Assessment of Taxes	3,800.00	Business Personality Replacement Taxes	8,728.88	County Taxes	173,490.08
Collection of Taxes	5,500.00	Taxes from Public Utilities	80,159.00	County Library Taxes	
Planning, Housing & Development	1,650.00	Other Miscellaneous Tax Revenues		Local Municipal Purpose Taxes	
Human Resources		State Aid Revenues	8,157.11	Veteran & Senior Citizen Taxes	25,350.00
Elections		Federal Aid Revenues		Total Taxes for Rate Computation	467,833.08
General Administration (other)	33,575.00	State and Local Fiscal Assistance Act Utilized	4,928.00	Special District Taxes	
JUDICIARY		Sale of Acquired Property		Bank Corp. Taxes	
Municipal Courts	4,500.00	Other Miscellaneous Revenues	49,866.79	Added and Omitted Taxes	
PUBLIC SAFETY		Total	607,200.63	Total Taxes Levied - ABSTRACT	442,483.08
Fire Protection	13,780.00	Prior Years Surplus Appropriated	77,241.99	Total Taxes Billed	442,483.08
Police Protection	11,775.00	REVENUES TOTAL	684,442.62	1983 TAXES COLLECTED	428,757.82
Civil Defense & Disaster Control	800.00	Reserve For Uncollected Taxes	48,509.23	1983 Taxes Cancelled, Abated or Adjusted	
Environmental Inspection & Control	2,850.00			Transfer to Tax Title Liens or Foreclosed	
Other Public Safety				Balance Outstanding Dec. 31, 1983	13,725.26
PUBLIC WORKS		CAPITAL OUTLAY TOTAL		PRIOR YEARS TAXES OUTSTANDING	
Streets and Drainage	32,700.00	Public Enterprises		Balance January 1, 1983	26,649.19
Sewers and Sewage Processing		Recreation—Culture		Collected in 1983	26,603.03
Garbage and Trash Disposal	17,847.00	Public Works		Cancelled, Abated or Adjusted 1983	
Public Buildings and Grounds		Buildings and Grounds		Transfers to Tax Title Liens or Foreclosed	
Other Public Works		Library and Education		Balance December 31, 1983	46.16
HEALTH and WELFARE		Conservation		TAX TITLE LIENS OUTSTANDING	
Health Services Except Environmental	375.00	All Other		Balance January 1, 1983	2,688.24
Welfare-Public Assistance	1,900.00			Transfer From Taxes	
Hospitals, Clinics, First Aid	300.00			Redeemed in 1983	
Animal, Insect, & Rodent Control	500.00			Cancelled, Abated or Adjusted (1983)	
Other Welfare Services				Transfers to Foreclosed Property	
RECREATION and CONSERVATION				Balance December 31, 1983	2,688.24
Beaches and Boardwalks				PROPERTY ACQUIRED BY DEED OR	
Parks, Playgrounds, Shade Trees				FORECLOSURE	
Land Reclamation & Conservation				Balance January 1, 1983	1,800.00
Other Recreational Services				Transfers From Taxes or Liens	
EDUCATION (excluding schools)				Sale for Cash (1983)	
Libraries				Cancelled, Abated or Adjusted (1983)	
Other Educational Services				Balance December 31, 1983	1,800.00
STATUTORY EXPENDITURES				CURRENT FINANCES DECEMBER 31, 1983	
Pensions & F. I. C. A.	7,400.00			ASSETS	
Employee Fringe Benefits				Cash Dec. 31, 1983	285,320.40
Other Statutory Expenditures	300.00			Taxes Receivable	13,771.42
CETA And Other Public Employment Programs				Tax Title Liens	2,688.24
MUNICIPAL FUNCTIONS				Foreclosed Property	1,800.00
CAPITAL IMPROVEMENTS				Emergencies & Other Deferred Charges	25.88
DEBT SERVICE				State and Federal Aid Receivable	
Principal Payments				Other Receivables	542.12
Interest Payments				Total	304,148.06
DEFERRED CHARGES				LIABILITIES, RESERVES, AND SURPLUS	
SCHOOL, COUNTY, SPECIAL DISTRICT TAXES	1,610.75			Cash Liabilities	157,979.72
RESERVE FOR UNCOLLECTED TAXES	442,483.08			Reserves for Receivables	18,801.78
EXPENDITURES				Surplus Dec. 31, 1983	127,366.56
TOTAL	642,305.06			Total	304,148.06

0214
Population 1980 7,793
Population 1983 7,719
S & P Rating
Moody Rating A1

General Tax Rate Per \$100.
3.63
State Equalized Tax Rate
2.45

EMERSON BOROUGH – BERGEN COUNTY
Form of Government:
Borough Council
Number of Members on Governing Body – 6

PER CAPITA:
Gross Debt 233.74
Net Debt 178.81
Debt Service 20.66
Total Tax Levy 811.18
Municipal Expenditures 301.49
PER CENT:
Gross Debt .74
Net Debt .57
Tax Levy Collected 97.69
Tax Levy Cancelled, Abated or Adjusted .02

EXPENDITURES		REVENUES-REALIZED		1983 PROPERTY TAX	
GENERAL GOVERNMENT				STATE EQUALIZED TAX RATE \rightarrow 1.69	
Governing Body & Public Boards		1983 Property Taxes Collected	6,121,851.63	Local District School Taxes	4,319,282.00
Municipal Clerk	17,376.00	1983 Payments in Lieu of Taxes		Regional & Consolidated School Tax	
Financial Administration	8,350.00	Delinquent Tax & Lien Collections	207,507.87	School Taxes in Municipal Budget	
Assessment of Taxes	16,825.00	Business Personalty Replacement Taxes	71,940.76	County Taxes	910,137.81
Collection of Taxes	9,150.00	Taxes from Public Utilities	463,575.00	County Library Taxes	
Planning, Housing & Development		Other Miscellaneous Tax Revenues		Local Municipal Purpose Taxes	1,008,565.48
Human Resources	1,790.00	State Aid Revenues	67,058.15	Veteran & Senior Citizen Taxes	75,100.00
Elections	248,923.00	Federal Aid Revenues	47,150.00	Total Taxes for Rate Computation	6,313,085.29
General Administration (other)		State and Local Fiscal Assistance Act Utilized		Special District Taxes	
JUDICIARY		Sale of Acquired Property	327,005.19	Bank Corp. Taxes	11,070.28
Municipal Courts	18,350.00	Other Miscellaneous Revenues	7,306,088.60	Added and Omitted Taxes	12,467.89
PUBLIC SAFETY		Total	7,306,088.60	Total Taxes Levied - ABSTRACT	6,261,523.46
Fire Protection	93,474.00	Prior Years Surplus Appropriated	270,000.00	Total Taxes Billed	6,266,323.73
Police Protection	581,704.58	REVENUES TOTAL	7,576,088.60	1983 TAXES COLLECTED	6,121,851.63
Civil Defense & Disaster Control	6,085.00	Reserve For Uncollected Taxes	298,435.25	1983 Taxes Cancelled, Abated or Adjusted	1,491.93
Environmental Inspection & Control	9,200.00	CAPITAL OUTLAY TOTAL	271,389.75	Transfer to Tax Title Liens or Foreclosed	159.72
Other Public Safety				Balance Outstanding Dec. 31, 1983	142,820.45
PUBLIC WORKS				PRIOR YEARS TAXES OUTSTANDING	
Streets and Drainage	187,021.00	Public Enterprises		Balance January 1, 1983	198,204.64
Sewers and Sewage Processing	50.00	Recreation—Culture		Collected in 1983	196,469.03
Garbage and Trash Disposal	150,145.00	Public Works	261,942.91	Cancelled, Abated or Adjusted 1983	
Public Buildings and Grounds	40,960.00	Buildings and Grounds	9,446.84	Transfers to Tax Title Liens or Foreclosed	40.00
Other Public Works	127,375.00	Library and Education		Balance December 31, 1983	1,695.61
HEALTH and WELFARE		Conservation		TAX TITLE LIENS OUTSTANDING	
Health Services Except Environmental	30,138.14	All Other		Balance January 1, 1983	12,682.67
Welfare-Public Assistance	5,900.00	CAPITAL DEBT AUTHORIZED, DECEMBER 31, 1983		Transfer From Taxes	202.22
Hospitals, Clinics, First Aid		ISSUED AND UNISSUED		Redeemed in 1983	11,038.84
Animal, Insect, & Rodent Control	2,000.00	School	424,000	Cancelled, Abated or Adjusted (1983)	
Other Welfare Services		Self-liquidating	1,324	Transfers to Foreclosed Property	
RECREATION and CONSERVATION		Other	1,378,918	Balance December 31, 1983	1,846.05
Beaches and Boardwalks		Total	1,804,243	PROPERTY ACQUIRED BY DEED OR FORECLOSURE	
Parks, Playgrounds, Shade Trees		ISSUED AND OUTSTANDING		Balance January 1, 1983	19,500.00
Land Reclamation & Conservation	6,176.00	School	424,000.00	Transfers From Taxes or Liens	
Other Recreational Services	28,500.00	Self-Liquidating		Sale for Cash (1983)	
EDUCATION (excluding schools)		Other	1,106,950.00	Cancelled, Abated or Adjusted (1983)	
Libraries	58,000.00	Total	1,530,950.00	Balance December 31, 1983	19,500.00
Other Educational Services	5,000.00	EQUALIZED VALUATION BASIS		CURRENT FINANCES DECEMBER 31, 1983	
STATUTORY EXPENDITURES		FOR NET DEBT COMPUTATION	243,351,978	ASSETS	
Pensions & F. I. C. A.	125,493.97	REAL PROPERTY VALUATIONS		Cash Dec. 31, 1983	2,674,531.89
Employee Fringe Benefits	72,791.00	Code Class # of Parcels % VAL'N		Taxes Receivable	144,516.06
Other Statutory Expenditures		1 Vacant Land 123 1.22		Tax Title Liens	1,846.05
CETA And Other Public Employment Programs		2 Residential 2118 81.32		Foreclosed Property	19,500.00
MUNICIPAL FUNCTIONS TOTAL	1,850,777.69	3 Farm 2 .04		Emergencies & Other Deferred Charges	12,304.99
CAPITAL IMPROVEMENTS *MEMO*	15,000.00	4a Commercial 93 16.81		State and Federal Aid Receivable	1,800.29
DEBT SERVICE		4b Industrial 10 .62		Other Receivables	65,196.46
Principal Payments	91,000.00	4c Apartments		Total	2,919,695.74
Interest Payments	68,451.10	Total	2346	LIABILITIES, RESERVES, AND SURPLUS	
DEFERRED CHARGES	18,522.30	Land Area 2.20 Sq. Miles		Cash Liabilities	2,306,460.04
SCHOOL, COUNTY, SPECIAL DISTRICT TAXES	5,229,419.81	Net Valuation Taxable-Municipal	172,282,530	Reserves for Receivables	231,058.57
RESERVE FOR UNCOLLECTED TAXES	298,435.25	Net Valuation Taxable-County	247,216,342	Surplus Dec. 31, 1983	382,177.13
EXPENDITURES TOTAL	7,556,606.15	State Equalized Valuation	254,531,082	Total	2,919,695.74
		State Equalization Ratio	67.58		

0215
Population 1980 23,701
Population 1983 23,855
S & P Rating AAA
Moody Rating AAA

General Tax Rate Per \$100. 4.84
State Equalized Tax Rate 3.32

ENGLEWOOD CITY – BERGEN COUNTY
Form of Government:
Special Charter – (CH 124 – 1978)
Number of Members on Governing Body – 5

PER CAPITA:
Gross Debt 785.36
Net Debt 589.04
Debt Service 126.50
Total Tax Levy 1,124.18
Municipal Expenditures 786.45

PER CENT:
Gross Debt 2.65
Net Debt 1.99
Tax Levy Collected 95.23
Tax Levy Cancelled, Abated or Adjusted 1.02

EXPENDITURES		REVENUES-REALIZED		1983 PROPERTY TAX	
GENERAL GOVERNMENT				STATE EQUALIZED TAX RATE	
Governing Body & Public Boards	12,800.00	1983 Property Taxes Collected	25,498,146.22	Local District School Taxes	1.35
Municipal Clerk	101,229.00	1983 Payments in Lieu of Taxes	268,288.62	Regional & Consolidated School Tax	
Financial Administration	185,605.00	Delinquent Tax & Lien Collections	1,257,963.08	School Taxes in Municipal Budget	.09
Assessment of Taxes	60,633.00	Business Personalty Replacement Taxes	648,290.56	County Taxes	.35
Collection of Taxes	62,861.00	Taxes from Public Utilities	1,988,294.00	County Library Taxes	
Planning, Housing & Development	64,758.00	Other Miscellaneous Tax Revenues		Local Municipal Purpose Taxes	1.52
Human Resources	13,700.00	State Aid Revenues	217,839.38	Veteran & Senior Citizen Taxes	
Elections		Federal Aid Revenues		Total Taxes for Rate Computation	3.31
General Administration (other)	2,210,249.00	State and Local Fiscal Assistance Act Utilized	383,082.00	Special District Taxes	
JUDICIARY		Sale of Acquired Property	60,411.37	Bank Corp. Taxes	79,120.75
Municipal Courts	140,801.00	Other Miscellaneous Revenues	1,413,677.43	Added and Omitted Taxes	156,939.81
PUBLIC SAFETY		Total	31,735,992.66	Total Taxes Levied - ABSTRACT	26,817,430.56
Fire Protection	1,392,373.00	Prior Years Surplus Appropriated	626,255.00	Total Taxes Billed	26,775,151.73
Police Protection	2,885,048.56	REVENUES TOTAL	32,362,247.66	1983 TAXES COLLECTED	25,498,146.22
Civil Defense & Disaster Control	4,550.00	Reserve For Uncollected Taxes	1,604,302.23	1983 Taxes Cancelled, Abated or Adjusted	272,939.28
Environmental Inspection & Control	170,767.00			Transfer to Tax Title Liens or Foreclosed	132,569.76
Other Public Safety		CAPITAL OUTLAY	TOTAL	Balance Outstanding Dec. 31, 1983	871,496.47
PUBLIC WORKS				PRIOR YEARS TAXES OUTSTANDING	
Streets and Drainage	1,100,528.00	Public Enterprises		Balance January 1, 1983	1,205,467.73
Sewers and Sewage Processing	824,770.68	Recreation—Culture		Collected in 1983	1,167,697.72
Garbage and Trash Disposal	845,710.00	Public Works	636,384.89	Cancelled, Abated or Adjusted 1983	
Public Buildings and Grounds	585,168.00	Buildings and Grounds	467,851.92	Transfers to Tax Title Liens or Foreclosed	37,770.01
Other Public Works	127,488.00	Library and Education	590,965.23	Balance December 31, 1983	
HEALTH and WELFARE		Conservation		TAX TITLE LIENS OUTSTANDING	
Health Services Except Environmental	356,395.00	All Other		Balance January 1, 1983	318,713.92
Welfare-Public Assistance	160,352.00			Transfer From Taxes	178,271.42
Hospitals, Clinics, First Aid		CAPITAL DEBT AUTHORIZED, DECEMBER 31, 1983		Redeemed in 1983	90,265.36
Animal, Insect, & Rodent Control	55,043.00	ISSUED AND UNISSUED	GROSS DEBT	Cancelled, Abated or Adjusted (1983)	
Other Welfare Services	45,720.00	School	4,683,350	Transfers to Foreclosed Property	
RECREATION and CONSERVATION		Self-Liquidating	14,051,473	Balance December 31, 1983	406,719.98
Beaches and Boardwalks		Other	18,734,823	PROPERTY ACQUIRED BY DEED OR FORECLOSURE	
Parks, Playgrounds, Shade Trees	177,895.00	Total	14,051,473	Balance January 1, 1983	469,279.00
Land Reclamation & Conservation	11,495.00	ISSUED AND OUTSTANDING		Transfers From Taxes or Liens	
Other Recreational Services	222,086.00	School	4,637,900.00	Sale for Cash (1983)	60,411.37
EDUCATION (excluding schools)		Self-Liquidating	13,659,274.00	Cancelled, Abated or Adjusted (1983)	95,688.63
Libraries	499,000.00	Other	18,297,174.00	Balance December 31, 1983	313,179.00
Other Educational Services		Total		CURRENT FINANCES DECEMBER 31, 1983	
STATUTORY EXPENDITURES		EQUALIZED VALUATION BASIS		ASSETS	
Pensions & F. I. C. A.	1,540,000.00	FOR NET DEBT COMPUTATION	707,803,418	Cash Dec. 31, 1983	3,776,539.02
Employee Fringe Benefits		REAL PROPERTY VALUATIONS		Taxes Receivable	871,496.47
Other Statutory Expenditures	70,000.00	Code Class # of Parcels % VAL'N	ASSESSED VALUATION	Tax Title Liens	406,719.98
CETA And Other Public Employment Programs		1 Vacant Land 200 1.26	6,771,200.00	Foreclosed Property	313,179.00
MUNICIPAL FUNCTIONS		2 Residential 5227 68.33	365,786,400.00	Emergencies & Other Deferred Charges	
CAPITAL IMPROVEMENTS	*MEMO*	3 Farm		State and Federal Aid Receivable	8,226.44
DEBT SERVICE		4a Commercial 420 12.81	68,598,800.00	Other Receivables	42,041.31
Principal Payments	1,447,537.77	4b Industrial 145 12.31	65,907,200.00	Total	5,418,202.22
Interest Payments	1,570,127.08	4c Apartments 65 5.28	28,287,700.00	LIABILITIES, RESERVES, AND SURPLUS	
TYPE I SCHL DEBT *MEMO	729,749.00	Total 6057	535,351,300.00	Cash Liabilities	2,222,108.95
DEFERRED CHARGES	211,684.37	Land Area 4.90 Sq. Miles		Reserves for Receivables	1,633,436.76
SCHOOL, COUNTY, SPECIAL DISTRICT TAXES	14,370,152.03	Net Valuation Taxable-Municipal	549,963,048	Surplus Dec. 31, 1983	1,562,656.51
RESERVE FOR UNCOLLECTED TAXES	1,604,302.23	Net Valuation Taxable-County	759,479,958	Total	5,418,202.22
EXPENDITURES	TOTAL	State Equalized Valuation	795,007,229		
		State Equalization Ratio	68.60		

0216

Population 1980 **5,698**
 Population 1983 **5,762**
 S & P Rating
 Moody Rating **AA**

General Tax Rate Per \$100. **2.28**
 State Equalized Tax Rate **1.12**

ENGLEWOOD CLIFFS BORO. - BERGEN CO.
Form of Government:
Borough Council
Number of Members on Governing Body - 6

PER CAPITA:
 Gross Debt **620.19**
 Net Debt **542.53**
 Debt Service **80.56**
 Total Tax Levy **1,267.67**
 Municipal Expenditures **609.07**

PER CENT:
 Gross Debt **.63**
 Net Debt **.55**
 Tax Levy Collected **97.91**
 Tax Levy Cancelled, Abated or Adjusted **.21**

EXPENDITURES		REVENUES-REALIZED		1983 PROPERTY TAX	
GENERAL GOVERNMENT				STATE EQUALIZED TAX RATE ↓	
Governing Body & Public Boards	11,000.00	1983 Property Taxes Collected	7,128,532.13	Local District School Taxes .47	3,039,117.00
Municipal Clerk		1983 Payments in Lieu of Taxes		Regional & Consolidated School Tax	
Financial Administration	13,500.00	Delinquent Tax & Lien Collections	94,071.41	School Taxes in Municipal Budget	
Assessment of Taxes	23,281.00	Business Personalty Replacement Taxes	296,197.32	County Taxes .35	2,273,059.98
Collection of Taxes	38,110.00	Taxes from Public Utilities	568,918.00	County Library Taxes	
Planning, Housing & Development	19,680.00	Other Miscellaneous Tax Revenues		Local Municipal Purpose Taxes .30	1,950,176.11
Human Resources		State Aid Revenues	40,044.01	Veteran & Senior Citizen Taxes	32,500.00
Elections		Federal Aid Revenues		Total Taxes for Rate Computation 1.12	7,294,853.09
General Administration (other)	239,117.00	State and Local Fiscal Assistance Act Utilized	38,708.00	Special District Taxes	
JUDICIARY		Sale of Acquired Property		Bank Corp. Taxes	31,561.16
Municipal Courts	27,050.00	Other Miscellaneous Revenues	353,797.72	Added and Omitted Taxes	10,408.74
PUBLIC SAFETY		Total	8,520,268.59	Total Taxes Levied - ABSTRACT	7,304,322.99
Fire Protection	82,260.00	Prior Years Surplus Appropriated	350,000.00	Total Taxes Billed	7,280,935.15
Police Protection	933,824.00	REVENUES TOTAL	8,870,268.59	1983 TAXES COLLECTED	7,128,532.13
Civil Defense & Disaster Control	500.00	Reserve For Uncollected Taxes	256,000.00	1983 Taxes Cancelled, Abated or Adjusted	14,952.24
Environmental Inspection & Control	17,050.00	CAPITAL OUTLAY TOTAL	151,956.15	Transfer to Tax Title Liens or Foreclosed	
Other Public Safety		Public Enterprises		Balance Outstanding Dec. 31, 1983	137,450.78
PUBLIC WORKS		Recreation—Culture		PRIOR YEARS TAXES OUTSTANDING	
Streets and Drainage	410,196.00	Public Works	124,074.65	Balance January 1, 1983	94,071.41
Sewers and Sewage Processing	296,458.62	Buildings and Grounds	27,881.50	Collected in 1983	94,071.41
Garbage and Trash Disposal	87,850.00	Library and Education		Cancelled, Abated or Adjusted 1983	
Public Buildings and Grounds	40,575.00	Conservation		Transfers to Tax Title Liens or Foreclosed	
Other Public Works	94,000.00	All Other		Balance December 31, 1983	
HEALTH and WELFARE		CAPITAL DEBT AUTHORIZED, DECEMBER 31, 1983		TAX TITLE LIENS OUTSTANDING	
Health Services Except Environmental	24,450.00	ISSUED AND UNISSUED		Balance January 1, 1983	
Welfare-Public Assistance	16,350.00	School	400,000	Transfer From Taxes	
Hospitals, Clinics, First Aid		Self-liquidating		Redeemed in 1983	
Animal, Insect, & Rodent Control		Other	3,173,530	Cancelled, Abated or Adjusted (1983)	
Other Welfare Services		Total	3,573,530	Transfers to Foreclosed Property	
RECREATION and CONSERVATION		ISSUED AND OUTSTANDING		Balance December 31, 1983	
Beaches and Boardwalks	64,637.00	School	400,000.00	PROPERTY ACQUIRED BY DEED OR	
Parks, Playgrounds, Shade Trees		Self-Liquidating		FORECLOSURE	
Land Reclamation & Conservation	7,500.00	Other	2,848,850.00	Balance January 1, 1983	39,528.00
Other Recreational Services		Total	3,248,850.00	Transfers From Taxes or Liens	
EDUCATION (excluding schools)		EQUALIZED VALUATION BASIS		Sale for Cash (1983)	
Libraries	61,400.00	FOR NET DEBT COMPUTATION	570,503,833	Cancelled, Abated or Adjusted (1983)	
Other Educational Services		REAL PROPERTY VALUATIONS		Balance December 31, 1983	39,528.00
STATUTORY EXPENDITURES		Code Class # of Parcels % VAL'N		CURRENT FINANCES DECEMBER 31, 1983	
Pensions & F. I. C. A.	171,124.00	1 Vacant Land 185 2.49		ASSETS	
Employee Fringe Benefits	74,800.00	2 Residential 1748 50.19		Cash Dec. 31, 1983	1,171,030.65
Other Statutory Expenditures	10,840.00	3 Farm		Taxes Receivable	137,450.78
CETA And Other Public Employment Programs		4a Commercial 103 47.09		Tax Title Liens	
MUNICIPAL FUNCTIONS TOTAL	2,765,552.62	4b Industrial 1 .03		Foreclosed Property	39,528.00
CAPITAL IMPROVEMENTS *MEMO*	100,000.00	4c Apartments 2 .21		Emergencies & Other Deferred Charges	
DEBT SERVICE		Total 2039		State and Federal Aid Receivable	7,510.76
Principal Payments	202,000.00	Land Area 1.80 Sq. Miles		Other Receivables	7,197.93
Interest Payments	262,200.84	Net Valuation Taxable-Municipal	318,882,737	Total	1,362,718.12
		Net Valuation Taxable-County	634,621,690	LIABILITIES, RESERVES, AND SURPLUS	
		State Equalized Valuation	646,475,535	Cash Liabilities	391,818.30
		State Equalization Ratio	49.22	Reserves for Receivables	184,176.71
DEFERRED CHARGES	23,695.88			Surplus Dec. 31, 1983	786,723.11
SCHOOL, COUNTY, SPECIAL DISTRICT TAXES	5,312,176.98			Total	1,362,718.12
RESERVE FOR UNCOLLECTED TAXES	256,000.00				
EXPENDITURES TOTAL	8,821,626.32				

1312
Population 1980 976
Population 1983 992
S & P Rating
Moody Rating

General Tax Rate Per \$100. 2.37
State Equalized Tax Rate 2.59

ENGLISHTOWN BORO. - MONMOUTH CO.
Form of Government:
Borough Council
Number of Members on Governing Body - 6

PER CAPITA:
Gross Debt 990.94
Net Debt 140.16
Debt Service
Total Tax Levy 579.77
Municipal Expenditures 294.05

PER CENT:
Gross Debt 5.38
Net Debt .76
Tax Levy Collected 93.27
Tax Levy Cancelled, Abated or Adjusted

EXPENDITURES		REVENUES-REALIZED		1983 PROPERTY TAX	
GENERAL GOVERNMENT				STATE EQUALIZED TAX RATE →	
Governing Body & Public Boards	3,050.00	1983 Property Taxes Collected		Local District School Taxes	
Municipal Clerk	7,300.00	1983 Payments in Lieu of Taxes		Regional & Consolidated School Tax	1.64
Financial Administration	8,500.00	Delinquent Tax & Lien Collections		School Taxes in Municipal Budget	
Assessment of Taxes	4,030.00	Business Personalty Replacement Taxes		County Taxes	.52 *
Collection of Taxes	3,621.00	Taxes from Public Utilities		County Library Taxes	.02
Planning, Housing & Development	5,653.16	Other Miscellaneous Tax Revenues		Local Municipal Purpose Taxes	.42
Human Resources		State Aid Revenues		Veteran & Senior Citizen Taxes	
Elections	700.00	Federal Aid Revenues		Total Taxes for Rate Computation	2.60
General Administration (other)	44,321.84	State and Local Fiscal Assistance Act Utilized		Special District Taxes	
JUDICIARY		Sale of Acquired Property		Bank Corp. Taxes	706.23
Municipal Courts	9,925.00	Other Miscellaneous Revenues		Added and Omitted Taxes	
PUBLIC SAFETY		Total		Total Taxes Levied - ABSTRACT	575,130.71
Fire Protection	10,529.00	Prior Years Surplus Appropriated		Total Taxes Billed	574,454.89
Police Protection	42,175.00	REVENUES TOTAL		1983 TAXES COLLECTED	535,819.32
Civil Defense & Disaster Control		Reserve For Uncollected Taxes		1983 Taxes Cancelled, Abated or Adjusted	
Environmental Inspection & Control	6,500.00	CAPITAL OUTLAY TOTAL		Transfer to Tax Title Liens or Foreclosed	
Other Public Safety				Balance Outstanding Dec. 31, 1983	38,635.57
PUBLIC WORKS		Public Enterprises		PRIOR YEARS TAXES OUTSTANDING	
Streets and Drainage	16,950.00	Recreation—Culture		Balance January 1, 1983	30,401.19
Sewers and Sewage Processing		Public Works		Collected in 1983	29,897.84
Garbage and Trash Disposal	21,094.19	Buildings and Grounds		Cancelled, Abated or Adjusted 1983	
Public Buildings and Grounds	22,901.14	Library and Education		Transfers to Tax Title Liens or Foreclosed	
Other Public Works		Conservation		Balance December 31, 1983	503.35
HEALTH and WELFARE		All Other		TAX TITLE LIENS OUTSTANDING	
Health Services Except Environmental		CAPITAL DEBT AUTHORIZED, DECEMBER 31, 1983		Balance January 1, 1983	8,561.93
Welfare-Public Assistance	4,300.00	ISSUED AND UNISSUED GROSS DEBT NET DEBT		Transfer From Taxes	
Hospitals, Clinics, First Aid	500.00	School 221,300		Redeemed in 1983	
Animal, Insect, & Rodent Control	400.00	Self-liquidating 711,342		Cancelled, Abated or Adjusted (1983)	
Other Welfare Services		Other 50,370		Transfers to Foreclosed Property	
RECREATION and CONSERVATION		Total 983,013		Balance December 31, 1983	4,428.06
Beaches and Boardwalks		ISSUED AND OUTSTANDING		PROPERTY ACQUIRED BY DEED OR FORECLOSURE	
Parks, Playgrounds, Shade Trees		School 221,300.54		Balance January 1, 1983	100.00
Land Reclamation & Conservation		Self-Liquidating 670,012.63		Transfers From Taxes or Liens	
Other Recreational Services	1,155.81	Other		Sale for Cash (1983)	
EDUCATION (excluding schools)		Total 891,313.17		Cancelled, Abated or Adjusted (1983)	
Libraries		EQUALIZED VALUATION BASIS		Balance December 31, 1983	100.00
Other Educational Services		FOR NET DEBT COMPUTATION		CURRENT FINANCES DECEMBER 31, 1983	
STATUTORY EXPENDITURES		REAL PROPERTY VALUATIONS		ASSETS	
Pensions & F. I. C. A.	9,072.78	Code Class # of Parcels % VAL'N		Cash Dec. 31, 1983	235,086.23
Employee Fringe Benefits	3,000.00	1 Vacant Land 39 11.89		Taxes Receivable	39,138.92
Other Statutory Expenditures	2,500.00	2 Residential 240 73.17		Tax Title Liens	4,428.06
CETA And Other Public Employment Programs		3 Farm 10 3.05		Foreclosed Property	100.00
MUNICIPAL FUNCTIONS TOTAL	228,178.92	4a Commercial 32 9.76		Emergencies & Other Deferred Charges	15,981.18
CAPITAL IMPROVEMENTS *MEMO*	2,500.00	4b Industrial 5 1.52		State and Federal Aid Receivable	
DEBT SERVICE		4c Apartments 2 .61		Other Receivables	65,562.56
Principal Payments		Total 328		Total	360,296.95
Interest Payments		Land Area .57 Sq. Miles		LIABILITIES, RESERVES, AND SURPLUS	
DEFERRED CHARGES	8,757.74	Net Valuation Taxable-Municipal		Cash Liabilities	89,324.83
SCHOOL, COUNTY, SPECIAL DISTRICT TAXES	482,274.48	Net Valuation Taxable-County		Reserves for Receivables	109,229.54
RESERVE FOR UNCOLLECTED TAXES	54,758.73	State Equalized Valuation		Surplus Dec. 31, 1983	161,742.58
EXPENDITURES TOTAL	773,969.87	State Equalization Ratio		Total	360,296.95

0706
 Population 1980 **2,363**
 Population 1983 **2,394**
 S & P Rating
 Moody Rating

General Tax Rate Per \$100. **5.08**
 State Equalized Tax Rate **2.30**

ESSEX FELS TOWNSHIP – ESSEX COUNTY
Form of Government:
Borough Council
Number of Members on Governing Body – 6

PER CAPITA:
 Gross Debt **217.81**
 Net Debt **5.43**
 Debt Service
 Total Tax Levy **1,449.02**
 Municipal Expenditures **504.77**

PER CENT:
 Gross Debt **.37**
 Net Debt **.01**
 Tax Levy Collected **98.99**
 Tax Levy Cancelled, Abated or Adjusted

EXPENDITURES		REVENUES-REALIZED		1983 PROPERTY TAX	
GENERAL GOVERNMENT				STATE EQUALIZED TAX RATE	
Governing Body & Public Boards		1983 Property Taxes Collected	3,438,323.35	Local District School Taxes .44	669,961.00
Municipal Clerk		1983 Payments in Lieu of Taxes		Regional & Consolidated School Tax .58	866,525.14
Financial Administration	30,375.00	Delinquent Tax & Lien Collections	44,147.66	School Taxes in Municipal Budget	
Assessment of Taxes	7,280.00	Business Personalty Replacement Taxes	6,004.24	County Taxes 1.06	1,602,562.39
Collection of Taxes	5,490.12	Taxes from Public Utilities	215,341.00	County Library Taxes	
Planning, Housing & Development	1,850.00	Other Miscellaneous Tax Revenues		Local Municipal Purpose Taxes .22	327,003.52
Human Resources		State Aid Revenues	17,089.49	Veteran & Senior Citizen Taxes	9,350.00
Elections	700.00	Federal Aid Revenues		Total Taxes for Rate Computation 2.30	3,475,402.05
General Administration (other)	105,801.38	State and Local Fiscal Assistance Act Utilized	10,352.21	Special District Taxes	
JUDICIARY		Sale of Acquired Property		Bank Corp. Taxes	2,909.61
Municipal Courts	27,598.00	Other Miscellaneous Revenues	277,311.63	Added and Omitted Taxes	
PUBLIC SAFETY		Total	4,008,569.58	Total Taxes Levied - ABSTRACT	3,468,961.66
Fire Protection	16,410.50	Prior Years Surplus Appropriated	370,000.00	Total Taxes Billed	3,473,362.41
Police Protection	363,100.21	REVENUES TOTAL	4,378,569.58	1983 TAXES COLLECTED	3,438,323.35
Civil Defense & Disaster Control	230.00	Reserve For Uncollected Taxes	344,981.17	1983 Taxes Cancelled, Abated or Adjusted	
Environmental Inspection & Control	3,373.00			Transfer to Tax Title Liens or Foreclosed	
Other Public Safety		CAPITAL OUTLAY TOTAL		Balance Outstanding Dec. 31, 1983	35,039.06
PUBLIC WORKS				PRIOR YEARS TAXES OUTSTANDING	
Streets and Drainage	141,363.00	Public Enterprises		Balance January 1, 1983	47,563.43
Sewers and Sewage Processing	56,204.00	Recreation—Culture		Collected in 1983	44,147.66
Garbage and Trash Disposal		Public Works		Cancelled, Abated or Adjusted 1983	
Public Buildings and Grounds	17,382.00	Buildings and Grounds		Transfers to Tax Title Liens or Foreclosed	
Other Public Works		Library and Education		Balance December 31, 1983	3,415.77
HEALTH and WELFARE		Conservation		TAX TITLE LIENS OUTSTANDING	
Health Services Except Environmental	4,833.00	All Other		Balance January 1, 1983	
Welfare-Public Assistance	3,175.00			Transfer From Taxes	
Hospitals, Clinics, First Aid		CAPITAL DEBT AUTHORIZED, DECEMBER 31, 1983		Redeemed in 1983	
Animal, Insect, & Rodent Control		ISSUED AND UNISSUED GROSS DEBT NET DEBT		Cancelled, Abated or Adjusted (1983)	
Other Welfare Services		School 508,430		Transfers to Foreclosed Property	
RECREATION and CONSERVATION		Self-liquidating 13,000 13,000		Balance December 31, 1983	
Beaches and Boardwalks		Other 13,000 13,000		PROPERTY ACQUIRED BY DEED OR	
Parks, Playgrounds, Shade Trees		Total 521,430 13,000		FORECLOSURE	
Land Reclamation & Conservation	19,527.00			Balance January 1, 1983	1,900.00
Other Recreational Services		ISSUED AND OUTSTANDING		Transfers From Taxes or Liens	
EDUCATION (excluding schools)		School 508,430.39		Sale for Cash (1983)	
Libraries		Self-Liquidating		Cancelled, Abated or Adjusted (1983)	
Other Educational Services		Other		Balance December 31, 1983	1,900.00
STATUTORY EXPENDITURES		Total 508,430.39		CURRENT FINANCES DECEMBER 31, 1983	
Pensions & F. I. C. A.	58,702.34	EQUALIZED VALUATION BASIS		ASSETS	
Employee Fringe Benefits		FOR NET DEBT COMPUTATION	139,290,002	Cash Dec. 31, 1983	1,550,821.35
Other Statutory Expenditures		REAL PROPERTY VALUATIONS		Taxes Receivable	38,454.83
CETA And Other Public Employment Programs		Code Class # of Parcels % VAL'N		Tax Title Liens	
MUNICIPAL FUNCTIONS TOTAL	863,394.55	1 Vacant Land 35 1.17	796,700.00	Foreclosed Property	1,900.00
CAPITAL IMPROVEMENTS *MEMO*		2 Residential 725 96.32	65,534,200.00	Emergencies & Other Deferred Charges	
DEBT SERVICE		3 Farm		State and Federal Aid Receivable	4,976.64
Principal Payments		4a Commercial 6 2.51	1,707,200.00	Other Receivables	4,044.65
Interest Payments		4b Industrial		Total	1,600,197.47
DEFERRED CHARGES	47.40	4c Apartments		LIABILITIES, RESERVES, AND SURPLUS	
SCHOOL, COUNTY, SPECIAL DISTRICT TAXES	3,139,048.53	Total 766 68,038,100.00		Cash Liabilities	1,015,614.62
RESERVE FOR UNCOLLECTED TAXES	344,981.17	Land Area 1.30 Sq. Miles		Reserves for Receivables	44,399.48
EXPENDITURES TOTAL	4,347,471.65	Net Valuation Taxable-Municipal	68,316,000	Surplus Dec. 31, 1983	540,183.37
		Net Valuation Taxable-County	141,817,651	Total	1,600,197.47
		State Equalized Valuation	150,306,786		
		State Equalization Ratio	45.35		

0109
 Population 1980 **848**
 Population 1983 **937**
 S & P Rating
 Moody Rating

General Tax Rate Per \$100.
3.46
 State Equalized Tax Rate
1.64

ESTELL MANOR CITY - ATLANTIC COUNTY
Form of Government:
Small Municipality Plan D (OMCL 50)
Number of Members on Governing Body - 5

PER CAPITA:
 Gross Debt **225.19**
 Net Debt
 Debt Service
 Total Tax Levy **678.30**
 Municipal Expenditures **388.45**
 PER CENT:
 Gross Debt **.63**
 Net Debt
 Tax Levy Collected **83.81**
 Tax Levy Cancelled, Abated or Adjusted **.01**

EXPENDITURES		REVENUES-REALIZED		1983 PROPERTY TAX	
GENERAL GOVERNMENT				STATE EQUALIZED TAX RATE 1.19	
Governing Body & Public Boards		1983 Property Taxes Collected	532,938.00	Local District School Taxes	458,017.26
Municipal Clerk		1983 Payments in Lieu of Taxes		Regional & Consolidated School Tax	
Financial Administration	11,900.00	Delinquent Tax & Lien Collections	58,609.26	School Taxes in Municipal Budget	
Assessment of Taxes	26,700.00	Business Personalty Replacement Taxes	7,679.48	County Taxes	.42 * 163,475.67
Collection of Taxes	5,000.00	Taxes from Public Utilities	157,746.00	County Library Taxes	.02 8,733.90
Planning, Housing & Development	13,385.00	Other Miscellaneous Tax Revenues		Local Municipal Purpose Taxes	
Human Resources		State Aid Revenues	6,035.39	Veteran & Senior Citizen Taxes	13,600.00
Elections		Federal Aid Revenues		Total Taxes for Rate Computation	1.63 643,826.83
General Administration (other)	76,475.00	State and Local Fiscal Assistance Act Utilized	5,058.84	Special District Taxes	
JUDICIARY		Sale of Acquired Property		Bank Corp. Taxes	
Municipal Courts	8,030.00	Other Miscellaneous Revenues	72,110.89	Added and Omitted Taxes	5,338.20
PUBLIC SAFETY		Total	840,177.86	Total Taxes Levied - ABSTRACT	635,565.03
Fire Protection	10,000.00	Prior Years Surplus Appropriated	172,200.50	Total Taxes Billed	635,870.65
Police Protection	11,250.00	REVENUES TOTAL	1,012,378.36	1983 TAXES COLLECTED	532,938.00
Civil Defense & Disaster Control	1,150.00	Reserve For Uncollected Taxes	78,000.00	1983 Taxes Cancelled, Abated or Adjusted	47.32
Environmental Inspection & Control	450.00			Transfer to Tax Title Liens or Foreclosed	20,742.00
Other Public Safety				Balance Outstanding Dec. 31, 1983	82,143.33
PUBLIC WORKS		CAPITAL OUTLAY TOTAL		PRIOR YEARS TAXES OUTSTANDING	
Streets and Drainage	64,110.84	Public Enterprises		Balance January 1, 1983	55,443.27
Sewers and Sewage Processing		Recreation—Culture		Collected in 1983	52,172.79
Garbage and Trash Disposal	11,000.00	Public Works		Cancelled, Abated or Adjusted 1983	2,183.35
Public Buildings and Grounds	14,000.00	Buildings and Grounds		Transfers to Tax Title Liens or Foreclosed	1,087.13
Other Public Works		Library and Education		Balance December 31, 1983	
HEALTH and WELFARE		Conservation		TAX TITLE LIENS OUTSTANDING	
Health Services Except Environmental	1,050.00	All Other		Balance January 1, 1983	132,362.33
Welfare-Public Assistance	5,900.00			Transfer From Taxes	22,196.60
Hospitals, Clinics, First Aid		CAPITAL DEBT AUTHORIZED, DECEMBER 31, 1983		Redeemed in 1983	6,436.47
Animal, Insect, & Rodent Control	10,200.00	ISSUED AND UNISSUED GROSS DEBT NET DEBT		Cancelled, Abated or Adjusted (1983)	510.69
Other Welfare Services		School 211,000		Transfers to Foreclosed Property	
RECREATION and CONSERVATION		Self-Liquidating		Balance December 31, 1983	147,611.77
Beaches and Boardwalks		Other		PROPERTY ACQUIRED BY DEED OR FORECLOSURE	
Parks, Playgrounds, Shade Trees		Total 211,000		Balance January 1, 1983	275,225.00
Land Reclamation & Conservation	1,625.00	ISSUED AND OUTSTANDING		Transfers From Taxes or Liens	
Other Recreational Services	500.00	School	211,000.00	Sale for Cash (1983)	
EDUCATION (excluding schools)		Self-Liquidating		Cancelled, Abated or Adjusted (1983)	
Libraries		Other		Balance December 31, 1983	275,225.00
Other Educational Services		Total	211,000.00	CURRENT FINANCES DECEMBER 31, 1983	
STATUTORY EXPENDITURES		EQUALIZED VALUATION BASIS		ASSETS	
Pensions & F. I. C. A.	9,750.00	FOR NET DEBT COMPUTATION	33,481,346	Cash Dec. 31, 1983	543,774.58
Employee Fringe Benefits		REAL PROPERTY VALUATIONS		Taxes Receivable	82,143.33
Other Statutory Expenditures	1,000.00	Code Class # of Parcels % VAL'N		Tax Title Liens	147,611.77
CETA And Other Public Employment Programs		1 Vacant Land 1872 43.57	7,842,060.00	Foreclosed Property	275,225.00
MUNICIPAL FUNCTIONS TOTAL	283,475.84	2 Residential 326 42.62	7,669,569.00	Emergencies & Other Deferred Charges	
CAPITAL IMPROVEMENTS *MEMO*	10,000.00	3 Farm 73 8.47	1,524,259.00	State and Federal Aid Receivable	
DEBT SERVICE		4a Commercial 16 3.19	574,580.00	Other Receivables	7,810.99
Principal Payments		4b Industrial 5 1.64	295,240.00	Total	1,056,565.67
Interest Payments		4c Apartments 1 .51	91,180.00	LIABILITIES, RESERVES, AND SURPLUS	
		Total 2293	17,996,888.00	Cash Liabilities	321,754.61
DEFERRED CHARGES	2,500.00	Land Area 53.75 Sq. Miles		Reserves for Receivables	512,791.09
SCHOOL, COUNTY, SPECIAL DISTRICT TAXES	630,226.83	Net Valuation Taxable-Municipal	18,223,480	Surplus Dec. 31, 1983	222,019.97
RESERVE FOR UNCOLLECTED TAXES	78,000.00	Net Valuation Taxable-County	35,171,105	Total	1,056,565.67
EXPENDITURES TOTAL	994,202.67	State Equalized Valuation	38,234,803		
		State Equalization Ratio	47.35		

0313

Population 1980 **21,508**
 Population 1983 **24,299**
 S & P Rating **AAA**
 Moody Rating **AAA**

General Tax Rate Per \$100. **2.59**
 State Equalized Tax Rate **2.22**

EVESHAM TOWNSHIP – BURLINGTON CO.**Form of Government:****Council-Manager Plan B (OMCL 50)****Number of Members on Governing Body – 5****PER CAPITA:**

Gross Debt **578.43**
 Net Debt **271.01**
 Debt Service **31.52**
 Total Tax Levy **582.76**
 Municipal Expenditures **223.22**

PER CENT:

Gross Debt **2.60**
 Net Debt **1.22**
 Tax Levy Collected **97.06**
 Tax Levy Cancelled, Abated or Adjusted **.41**

EXPENDITURES		REVENUES-REALIZED		1983 PROPERTY TAX	
GENERAL GOVERNMENT				STATE EQUALIZED TAX RATE	
Governing Body & Public Boards	19,150.00	1983 Property Taxes Collected	13,729,553.44	Local District School Taxes	.87
Municipal Clerk	67,240.00	1983 Payments in Lieu of Taxes	543,938.65	Regional & Consolidated School Tax	.57
Financial Administration	129,656.00	Delinquent Tax & Lien Collections	100,223.12	School Taxes in Municipal Budget	
Assessment of Taxes	65,513.00	Business Personality Replacement Taxes	1,748,578.05	County Taxes	.57
Collection of Taxes	83,999.00	Taxes from Public Utilities		County Library Taxes	.03
Planning, Housing & Development	189,231.87	Other Miscellaneous Tax Revenues		Local Municipal Purpose Taxes	.18
Human Resources		State Aid Revenues	124,170.14	Veteran & Senior Citizen Taxes	
Elections		Federal Aid Revenues	109,270.43	Total Taxes for Rate Computation	2.22
General Administration (other)	597,503.00	State and Local Fiscal Assistance Act Utilized		Special District Taxes	
JUDICIARY		Sale of Acquired Property	1,225,645.29	Bank Corp. Taxes	
Municipal Courts	41,352.00	Other Miscellaneous Revenues	17,581,379.12	Added and Omitted Taxes	
PUBLIC SAFETY		Total	1,232,090.00	Total Taxes Levied - ABSTRACT	
Fire Protection	1,165,154.00	Prior Years Surplus Appropriated	18,813,469.12	Total Taxes Billed	
Police Protection	200.00	REVENUES	676,216.93	1983 TAXES COLLECTED	
Civil Defense & Disaster Control	90,099.00	Reserve For Uncollected Taxes	688,363.50	1983 Taxes Cancelled, Abated or Adjusted	
Environmental Inspection & Control		CAPITAL OUTLAY		Transfer to Tax Title Liens or Foreclosed	
Other Public Safety		TOTAL		Balance Outstanding Dec. 31, 1983	
PUBLIC WORKS					
Streets and Drainage	518,572.36	Public Enterprises		PRIOR YEARS TAXES OUTSTANDING	
Sewers and Sewage Processing	316,831.25	Recreation—Culture	26,148.80	Balance January 1, 1983	444,991.71
Garbage and Trash Disposal	71,988.00	Public Works	644,357.24	Collected in 1983	429,711.43
Public Buildings and Grounds		Buildings and Grounds	17,857.46	Cancelled, Abated or Adjusted 1983	4,425.98
Other Public Works		Library and Education		Transfers to Tax Title Liens or Foreclosed	93.31
HEALTH and WELFARE		Conservation		Balance December 31, 1983	10,760.99
Health Services Except Environmental	8,250.00	All Other		TAX TITLE LIENS OUTSTANDING	
Welfare-Public Assistance	8,150.00	CAPITAL DEBT AUTHORIZED, DECEMBER 31, 1983		Balance January 1, 1983	178,778.01
Hospitals, Clinics, First Aid		ISSUED AND UNISSUED		Transfer From Taxes	12,088.12
Animal, Insect, & Rodent Control		GROSS DEBT		Redeemed in 1983	132,990.81
Other Welfare Services		School	7,103,024	Cancelled, Abated or Adjusted (1983)	
RECREATION and CONSERVATION		Self-liquidating	74,500	Transfers to Foreclosed Property	6,291.27
Beaches and Boardwalks		Other	6,877,632	Balance December 31, 1983	51,584.05
Parks, Playgrounds, Shade Trees	220.00	Total	14,055,157	PROPERTY ACQUIRED BY DEED OR FORECLOSURE	
Land Reclamation & Conservation	1,000.00	ISSUED AND OUTSTANDING		Balance January 1, 1983	277,489.55
Other Recreational Services	104,152.61	School	6,989,156.40	Transfers From Taxes or Liens	6,291.27
EDUCATION (excluding schools)		Self-Liquidating		Sale for Cash (1983)	
Libraries	72,196.40	Other	4,510,632.70	Cancelled, Abated or Adjusted (1983)	
Other Educational Services		Total	11,499,789.10	Balance December 31, 1983	283,780.82
STATUTORY EXPENDITURES		EQUALIZED VALUATION BASIS		CURRENT FINANCES DECEMBER 31, 1983	
Pensions & F. I. C. A.	319,879.21	FOR NET DEBT COMPUTATION		ASSETS	
Employee Fringe Benefits	17,000.00	REAL PROPERTY VALUATIONS		Cash Dec. 31, 1983	4,695,631.14
Other Statutory Expenditures		Code Class # of Parcels % VAL'N		Taxes Receivable	357,636.08
CETA and Other Public Employment Programs		1 Vacant Land 2402 7.88		Tax Title Liens	51,584.05
MUNICIPAL FUNCTIONS		2 Residential 6160 73.46		Foreclosed Property	283,780.82
CAPITAL IMPROVEMENTS		3 Farm 271 1.45		Emergencies & Other Deferred Charges	1,600.00
MEMO		4a Commercial 226 13.03		State and Federal Aid Receivable	47,120.09
DEBT SERVICE		4b Industrial 7 .93		Other Receivables	57,628.61
Principal Payments	440,000.00	4c Apartments 8 3.25		Total	5,494,980.79
Interest Payments	325,929.75	Total	9074	LIABILITIES, RESERVES, AND SURPLUS	
DEFERRED CHARGES		Land Area 29.65 Sq. Miles		Cash Liabilities	2,841,117.07
SCHOOL, COUNTY, SPECIAL DISTRICT TAXES	94,600.10	Net Valuation Taxable-Municipal	502,252,455	Reserves for Receivables	746,755.56
RESERVE FOR UNCOLLECTED TAXES	12,439,083.68	Net Valuation Taxable-County	563,031,717	Surplus Dec. 31, 1983	1,907,108.16
EXPENDITURES		State Equalized Valuation	585,473,294	Total	5,494,980.79
TOTAL	17,863,168.16	State Equalization Ratio	85.58		

1102

Population 1980 34,842
 Population 1983 34,985
 S & P Rating
 Moody Rating A

General Tax Rate Per \$100. 9.48
 State Equalized Tax Rate 2.74

EWING TOWNSHIP – MERCER COUNTY

Form of Government:

Township Committee

Number of Members on Governing Body – 5

PER CAPITA:

Gross Debt 155.46
 Net Debt 124.94
 Debt Service 26.07
 Total Tax Levy 607.91
 Municipal Expenditures 319.64

PER CENT:

Gross Debt .76
 Net Debt .61
 Tax Levy Collected 96.55
 Tax Levy Cancelled, Abated or Adjusted .82

EXPENDITURES		REVENUES-REALIZED		1983 PROPERTY TAX STATE EQUALIZED TAX RATE	
GENERAL GOVERNMENT					
Governing Body & Public Boards		1983 Property Taxes Collected	20,521,681.21	Local District School Taxes 1.65	12,709,790.06
Municipal Clerk		1983 Payments in Lieu of Taxes		Regional & Consolidated School Tax	
Financial Administration	24,063.08	Delinquent Tax & Lien Collections	606,086.25	School Taxes in Municipal Budget	
Assessment of Taxes	61,260.00	Business Personalty Replacement Taxes	1,268,157.60	County Taxes	.78 5,996,576.13
Collection of Taxes	119,641.84	Taxes from Public Utilities	2,223,516.00	County Library Taxes	.05 366,495.24
Planning, Housing & Development	28,592.04	Other Miscellaneous Tax Revenues	685,523.75	Local Municipal Purpose Taxes	.25 1,955,597.25
Human Resources		State Aid Revenues	614,975.55	Veteran & Senior Citizen Taxes	396,300.00
Elections	10,000.00	Federal Aid Revenues		Total Taxes for Rate Computation	2.73 21,424,758.68
General Administration (other)	615,355.10	State and Local Fiscal Assistance Act Utilized	161,960.95	Special District Taxes	
JUDICIARY		Sale of Acquired Property		Bank Corp. Taxes	24,154.62
Municipal Courts	87,698.95	Other Miscellaneous Revenues	3,326,694.84	Added and Omitted Taxes	215,130.26
PUBLIC SAFETY		Total	29,408,596.15	Total Taxes Levied - ABSTRACT	21,267,743.56
Fire Protection	360,686.26	Prior Years Surplus Appropriated	580,000.00	Total Taxes Billed	21,255,098.29
Police Protection	1,942,378.63	REVENUES TOTAL	29,988,596.15	1983 TAXES COLLECTED	20,521,681.21
Civil Defense & Disaster Control	6,202.39	Reserve For Uncollected Taxes	877,000.00	1983 Taxes Cancelled, Abated or Adjusted	175,288.94
Environmental Inspection & Control	89,074.33	CAPITAL OUTLAY	616,826.33	Transfer to Tax Title Liens or Foreclosed	65,171.13
Other Public Safety		Total		Balance Outstanding Dec. 31, 1983	492,957.01
PUBLIC WORKS		Public Enterprises		PRIOR YEARS TAXES OUTSTANDING	
Streets and Drainage	879,985.18	Recreation—Culture		Balance January 1, 1983	557,085.65
Sewers and Sewage Processing	2,986,369.34	Public Works	586,089.33	Collected in 1983	514,686.33
Garbage and Trash Disposal	504,415.28	Buildings and Grounds	30,737.00	Cancelled, Abated or Adjusted 1983	
Public Buildings and Grounds	184,843.98	Library and Education		Transfers to Tax Title Liens or Foreclosed	36,144.71
Other Public Works	14,352.00	Conservation		Balance December 31, 1983	6,254.61
HEALTH and WELFARE		All Other		TAX TITLE LIENS OUTSTANDING	
Health Services Except Environmental	73,915.20	CAPITAL DEBT AUTHORIZED, DECEMBER 31, 1983		Balance January 1, 1983	181,486.41
Welfare-Public Assistance	33,730.02	ISSUED AND UNISSUED		Transfer From Taxes	111,334.59
Hospitals, Clinics, First Aid		SCHOOL	1,068,000	Redeemed in 1983	91,399.92
Animal, Insect, & Rodent Control	10,625.34	Self-liquidating	4,370,851	Cancelled, Abated or Adjusted (1983)	
Other Welfare Services		Other	5,438,851	Transfers to Foreclosed Property	
RECREATION and CONSERVATION		Total		Balance December 31, 1983	201,421.08
Beaches and Boardwalks		ISSUED AND OUTSTANDING		PROPERTY ACQUIRED BY DEED OR FORECLOSURE	
Parks, Playgrounds, Shade Trees	340,513.92	School	1,068,000.00	Balance January 1, 1983	133,057.00
Land Reclamation & Conservation	2,500.00	Self-Liquidating	3,520,000.00	Transfers From Taxes or Liens	
Other Recreational Services	89,433.35	Other	4,588,000.00	Sale for Cash (1983)	
EDUCATION (excluding schools)		Total		Cancelled, Abated or Adjusted (1983)	11,480.00
Libraries		EQUALIZED VALUATION BASIS FOR NET DEBT COMPUTATION	716,389,291	Balance December 31, 1983	121,577.00
Other Educational Services	500.00	REAL PROPERTY VALUATIONS		CURRENT FINANCES DECEMBER 31, 1983	
STATUTORY EXPENDITURES		Code Class # of Parcels % VAL'N		ASSETS	
Pensions & F. I. C. A.	619,084.79	1 Vacant Land 949 1.46	3,171,151.00	Cash Dec. 31, 1983	1,717,489.86
Employee Fringe Benefits	264,532.14	2 Residential 9191 64.06	139,281,290.00	Taxes Receivable	499,211.62
Other Statutory Expenditures	15,000.00	3 Farm 14 .19	411,510.00	Tax Title Liens	201,421.08
CETA And Other Public Employment Programs		4a Commercial 457 21.39	46,511,350.00	Foreclosed Property	121,577.00
MUNICIPAL FUNCTIONS		4b Industrial 34 7.08	15,394,450.00	Emergencies & Other Deferred Charges	4,209.04
CAPITAL IMPROVEMENTS	*MEMO*	4c Apartments 15 5.83	12,666,710.00	State and Federal Aid Receivable	30,215.32
DEBT SERVICE		Total 10660	217,436,461.00	Other Receivables	207,635.97
Principal Payments	661,000.00	Land Area 15.13 Sq. Miles		Total	2,781,759.89
Interest Payments	251,163.60	Net Valuation Taxable-Municipal	221,940,601	LIABILITIES, RESERVES, AND SURPLUS	
DEFERRED CHARGES		Net Valuation Taxable-County	787,512,936	Cash Liabilities	803,497.22
SCHOOL, COUNTY, SPECIAL DISTRICT TAXES		State Equalized Valuation	757,573,721	Reserves for Receivables	1,014,514.25
RESERVE FOR UNCOLLECTED TAXES		State Equalization Ratio	28.88	Surplus Dec. 31, 1983	963,748.42
EXPENDITURES	TOTAL			Total	2,781,759.89

1313
Population 1980 5,679
Population 1983 5,611
S & P Rating
Moody Rating

General Tax Rate Per \$100. 3.40
State Equalized Tax Rate 2.54

FAIR HAVEN BOROUGH – MONMOUTH CO.
Form of Government:
Borough Council
Number of Members on Governing Body – 6

PER CAPITA:
Gross Debt 276.20
Net Debt 220.26
Debt Service 21.58
Total Tax Levy 865.81
Municipal Expenditures 270.17

PER CENT:
Gross Debt .88
Net Debt .70
Tax Levy Collected 97.89
Tax Levy Cancelled, Abated or Adjusted

EXPENDITURES		REVENUES-REALIZED		1983 PROPERTY TAX	
GENERAL GOVERNMENT				STATE EQUALIZED TAX RATE	
Governing Body & Public Boards		1983 Property Taxes Collected	4,746,251.22	Local District School Taxes .94	1,785,638.00
Municipal Clerk	7,600.00	1983 Payments in Lieu of Taxes	130,763.87	Regional & Consolidated School Tax .64	1,208,881.61
Financial Administration	12,631.00	Delinquent Tax & Lien Collections	24,922.36	School Taxes in Municipal Budget	
Assessment of Taxes	40,823.00	Business Personalty Replacement Taxes	322,953.00	County Taxes .51	970,654.99
Collection of Taxes	3,458.35	Taxes from Public Utilities		County Library Taxes .02	36,663.48
Planning, Housing & Development		Other Miscellaneous Tax Revenues	49,264.63	Local Municipal Purpose Taxes .44	828,842.00
Human Resources		State Aid Revenues	18,000.00	Veteran & Senior Citizen Taxes	51,850.00
Elections	147,913.56	Federal Aid Revenues		Total Taxes for Rate Computation 2.55	4,882,530.08
General Administration (other)	11,387.00	State and Local Fiscal Assistance Act Utilized	132,290.28	Special District Taxes	
JUDICIARY		State and Local Fiscal Assistance Act Utilized	5,424,445.36	Bank Corp. Taxes	9,766.05
Municipal Courts	35,301.00	Sale of Acquired Property	130,000.00	Added and Omitted Taxes	17,635.57
PUBLIC SAFETY		Other Miscellaneous Revenues	5,554,445.36	Total Taxes Levied - ABSTRACT	4,858,081.70
Fire Protection	354,025.00	Total	147,315.00	Total Taxes Billed	4,746,251.22
Police Protection	1.00	Prior Years Surplus Appropriated		1983 TAXES COLLECTED	
Civil Defense & Disaster Control	13,900.00	REVENUES TOTAL	679,072.63	1983 Taxes Cancelled, Abated or Adjusted	
Environmental Inspection & Control		Reserve For Uncollected Taxes		Transfer to Tax Title Liens or Foreclosed	
Other Public Safety		CAPITAL OUTLAY TOTAL		Balance Outstanding Dec. 31, 1983	102,064.43
PUBLIC WORKS				PRIOR YEARS TAXES OUTSTANDING	
Streets and Drainage	212,697.02	Public Enterprises	22,273.00	Balance January 1, 1983	130,763.87
Sewers and Sewage Processing	94,897.00	Recreation—Culture	36,440.37	Collected in 1983	130,763.87
Garbage and Trash Disposal	23,627.97	Public Works	620,359.26	Cancelled, Abated or Adjusted 1983	
Public Buildings and Grounds	28,080.00	Buildings and Grounds		Transfers to Tax Title Liens or Foreclosed	
Other Public Works		Library and Education		Balance December 31, 1983	
HEALTH and WELFARE		Conservation		TAX TITLE LIENS OUTSTANDING	
Health Services Except Environmental	10,810.00	All Other		Balance January 1, 1983	9,680.80
Welfare-Public Assistance	1,004.98	CAPITAL DEBT AUTHORIZED, DECEMBER 31, 1983		Transfer From Taxes	
Hospitals, Clinics, First Aid		ISSUED AND UNISSUED		Redeemed in 1983	
Animal, Insect, & Rodent Control		School	313,896	Cancelled, Abated or Adjusted (1983)	
Other Welfare Services		Self-liquidating	1,235,857	Transfers to Foreclosed Property	
RECREATION and CONSERVATION		Other	1,549,754	Balance December 31, 1983	9,680.80
Beaches and Boardwalks	6,060.00	Total	1,235,857	PROPERTY ACQUIRED BY DEED OR	
Parks, Playgrounds, Shade Trees	105.14	ISSUED AND OUTSTANDING		FORECLOSURE	
Land Reclamation & Conservation	21,533.50	School	313,896.95	Balance January 1, 1983	11,200.00
Other Recreational Services		Self-Liquidating	544,500.00	Transfers From Taxes or Liens	
EDUCATION (excluding schools)		Other	858,396.95	Sale for Cash (1983)	
Libraries	23,230.50	Total		Cancelled, Abated or Adjusted (1983)	
Other Educational Services		EQUALIZED VALUATION BASIS	175,956,056	Balance December 31, 1983	11,200.00
STATUTORY EXPENDITURES		FOR NET DEBT COMPUTATION		CURRENT FINANCES DECEMBER 31, 1983	
Pensions & F. I. C. A.	112,041.15	REAL PROPERTY VALUATIONS		ASSETS	
Employee Fringe Benefits	61,555.00	Code Class # of Parcels % VAL'N	ASSESSED VALUATION	Cash Dec. 31, 1983	689,360.42
Other Statutory Expenditures	2,500.00	1 Vacant Land 71 .86	1,414,200.00	Taxes Receivable	102,064.43
CETA And Other Public Employment Programs	1,225,182.17	2 Residential 1861 81.17	132,824,900.00	Tax Title Liens	9,680.80
MUNICIPAL FUNCTIONS TOTAL	19,250.00	3 Farm		Foreclosed Property	11,200.00
CAPITAL IMPROVEMENTS *MEMO*		4a Commercial 54 4.41	7,215,500.00	Emergencies & Other Deferred Charges	27,478.94
DEBT SERVICE		4b Industrial		State and Federal Aid Receivable	
Principal Payments	69,000.00	4c Apartments		Other Receivables	151,950.84
Interest Payments	52,110.00	Total 1986	141,454,600.00	Total	991,735.43
DEFERRED CHARGES		Land Area 1.55 Sq. Miles		LIABILITIES, RESERVES, AND SURPLUS	
SCHOOL, COUNTY, SPECIAL DISTRICT TAXES	22,309.89	Net Valuation Taxable-Municipal	141,897,233	Cash Liabilities	484,818.21
RESERVE FOR UNCOLLECTED TAXES	4,001,838.08	Net Valuation Taxable-County	178,758,463	Reserves for Receivables	274,896.07
EXPENDITURES TOTAL	147,315.00	State Equalized Valuation	189,704,875	Surplus Dec. 31, 1983	232,021.15
	5,517,755.14	State Equalization Ratio	74.74	Total	991,735.43

0217
Population 1980 32,229
Population 1983 31,664
S & P Rating
Moody Rating

General Tax Rate Per \$100.
3.02
State Equalized Tax Rate
2.25

FAIR LAWN BOROUGH – BERGEN COUNTY
Form of Government:
Council-Manager (1923)
Number of Members on Governing Body – 5

PER CAPITA:
Gross Debt 225.08
Net Debt 180.43
Debt Service 5.35
Total Tax Levy 753.51
Municipal Expenditures 314.10
PER CENT:
Gross Debt .70
Net Debt .56
Tax Levy Collected 97.86
Tax Levy Cancelled, Abated or Adjusted 1.04

EXPENDITURES		REVENUES-REALIZED		1983 PROPERTY TAX	
GENERAL GOVERNMENT				STATE EQUALIZED TAX RATE	
Governing Body & Public Boards		1983 Property Taxes Collected	23,299,088.21	Local District School Taxes	1.44
Municipal Clerk		1983 Payments in Lieu of Taxes		Regional & Consolidated School Tax	
Financial Administration	113,530.00	Delinquent Tax & Lien Collections	476,126.56	School Taxes in Municipal Budget	
Assessment of Taxes	127,915.00	Business Personalty Replacement Taxes	758,666.52	County Taxes	.37
Collection of Taxes	134,200.00	Taxes from Public Utilities	2,914,171.00	County Library Taxes	
Planning, Housing & Development	25,775.00	Other Miscellaneous Tax Revenues		Local Municipal Purpose Taxes	.44
Human Resources	15,233.00	State Aid Revenues	327,617.12	Veteran & Senior Citizen Taxes	
Elections		Federal Aid Revenues		Total Taxes for Rate Computation	2.25
General Administration (other)	756,429.70	State and Local Fiscal Assistance Act Utilized	162,996.38	Special District Taxes	
JUDICIARY		Sale of Acquired Property		Bank Corp. Taxes	56,743.35
Municipal Courts	86,450.00	Other Miscellaneous Revenues	821,218.64	Added and Omitted Taxes	107,191.55
PUBLIC SAFETY		Total	28,759,884.43	Total Taxes Levied - ABSTRACT	23,859,147.00
Fire Protection	167,275.00	Prior Years Surplus Appropriated	990,000.00	Total Taxes Billed	23,808,159.88
Police Protection	1,793,610.18	REVENUES TOTAL	29,749,884.43	1983 TAXES COLLECTED	23,299,088.21
Civil Defense & Disaster Control	16,150.00	Reserve For Uncollected Taxes	1,211,560.37	1983 Taxes Cancelled, Abated or Adjusted	248,143.83
Environmental Inspection & Control	126,190.00	CAPITAL OUTLAY TOTAL	1,273,325.74	Transfer to Tax Title Liens or Foreclosed	5,254.80
Other Public Safety		Public Enterprises	137,188.48	Balance Outstanding Dec. 31, 1983	255,673.04
PUBLIC WORKS		Recreation—Culture		PRIOR YEARS TAXES OUTSTANDING	
Streets and Drainage	511,900.00	Public Works	1,136,137.26	Balance January 1, 1983	244,871.39
Sewers and Sewage Processing	889,535.49	Buildings and Grounds		Collected in 1983	238,063.28
Garbage and Trash Disposal	863,001.00	Library and Education		Cancelled, Abated or Adjusted 1983	320.55
Public Buildings and Grounds	286,500.00	Conservation		Transfers to Tax Title Liens or Foreclosed	
Other Public Works		All Other		Balance December 31, 1983	6,487.56
HEALTH and WELFARE		CAPITAL DEBT AUTHORIZED, DECEMBER 31, 1983		TAX TITLE LIENS OUTSTANDING	
Health Services Except Environmental	192,770.00	ISSUED AND UNISSUED		Balance January 1, 1983	34,149.80
Welfare-Public Assistance	97,558.38	School	609,000	Transfer From Taxes	6,596.62
Hospitals, Clinics, First Aid		Self-liquidating	777,000	Redeemed in 1983	
Animal, Insect, & Rodent Control		Other	5,741,000	Cancelled, Abated or Adjusted (1983)	
Other Welfare Services		Total	7,127,000	Transfers to Foreclosed Property	
RECREATION and CONSERVATION		ISSUED AND OUTSTANDING		Balance December 31, 1983	40,746.42
Beaches and Boardwalks		School	609,000.00	PROPERTY ACQUIRED BY DEED OR FORECLOSURE	
Parks, Playgrounds, Shade Trees	417,600.00	Self-Liquidating		Balance January 1, 1983	148,110.00
Land Reclamation & Conservation		Other	1,677,000.00	Transfers From Taxes or Liens	
Other Recreational Services	338,500.00	Total	2,286,000.00	Sale for Cash (1983)	
EDUCATION (excluding schools)		EQUALIZED VALUATION BASIS		Cancelled, Abated or Adjusted (1983)	
Libraries	704,700.00	FOR NET DEBT COMPUTATION	1,014,179,403	Balance December 31, 1983	148,110.00
Other Educational Services		REAL PROPERTY VALUATIONS		CURRENT FINANCES DECEMBER 31, 1983	
STATUTORY EXPENDITURES		Code Class # of Parcels % VAL'N		ASSETS	
Pensions & F. I. C. A.	641,125.30	1 Vacant Land 243 .61	4,751,600.00	Cash Dec. 31, 1983	5,241,927.62
Employee Fringe Benefits	259,000.00	2 Residential 9827 76.47	593,820,900.00	Taxes Receivable	262,160.60
Other Statutory Expenditures		3 Farm 1	15,700.00	Tax Title Liens	40,746.42
CETA And Other Public Employment Programs		4a Commercial 262 7.59	58,977,850.00	Foreclosed Property	148,110.00
MUNICIPAL FUNCTIONS TOTAL	8,564,948.05	4b Industrial 67 12.79	99,299,100.00	Emergencies & Other Deferred Charges	80,000.00
CAPITAL IMPROVEMENTS *MEMO*	130,000.00	4c Apartments 15 2.54	19,721,200.00	State and Federal Aid Receivable	14,733.00
DEBT SERVICE		Total 10415	776,586,350.00	Other Receivables	26,950.98
Principal Payments	90,000.00	Land Area 5.30 Sq. Miles		Total	5,814,628.62
Interest Payments	79,305.00	Net Valuation Taxable-Municipal	785,835,044	LIABILITIES, RESERVES, AND SURPLUS	
DEFERRED CHARGES		Net Valuation Taxable-County	1,070,301,561	Cash Liabilities	3,412,937.25
SCHOOL, COUNTY, SPECIAL DISTRICT TAXES		State Equalized Valuation	1,050,749,675	Reserves for Receivables	477,968.00
RESERVE FOR UNCOLLECTED TAXES		State Equalization Ratio	74.57	Surplus Dec. 31, 1983	1,923,723.37
EXPENDITURES TOTAL	19,104,421.54			Total	5,814,628.62
	1,211,560.37				
	29,050,234.96				

0605
 Population 1980 **5,693**
 Population 1983 **5,783**
 S & P Rating
 Moody Rating **AAA**

General Tax Rate Per \$100. **4.70**
 State Equalized Tax Rate **2.49**

FAIRFIELD TOWNSHIP – CUMBERLAND CO.
Form of Government:
Township Committee
Number of Members on Governing Body – 3

PER CAPITA:
 Gross Debt **288.96**
 Net Debt
 Debt Service
 Total Tax Levy **249.38**
 Municipal Expenditures **169.31**

PER CENT:
 Gross Debt **3.20**
 Net Debt
 Tax Levy Collected **79.32**
 Tax Levy Cancelled, Abated or Adjusted

EXPENDITURES		REVENUES-REALIZED		1983 PROPERTY TAX	
GENERAL GOVERNMENT				STATE EQUALIZED TAX RATE 2.49	
Governing Body & Public Boards		1983 Property Taxes Collected		Local District School Taxes .87	499,652.00
Municipal Clerk		1983 Payments in Lieu of Taxes		Regional & Consolidated School Tax .52	299,526.77
Financial Administration	15,300.00	Delinquent Tax & Lien Collections		School Taxes in Municipal Budget	
Assessment of Taxes	12,700.00	Business Personalty Replacement Taxes		County Taxes 1.10	636,361.39
Collection of Taxes	18,300.00	Taxes from Public Utilities		County Library Taxes	
Planning, Housing & Development	6,300.00	Other Miscellaneous Tax Revenues		Local Municipal Purpose Taxes	
Human Resources		State Aid Revenues		Veteran & Senior Citizen Taxes	58,100.00
Elections	3,000.00	Federal Aid Revenues		Total Taxes for Rate Computation 2.49	1,493,640.16
General Administration (other)	129,050.00	State and Local Fiscal Assistance Act Utilized		Special District Taxes	
JUDICIARY		Sale of Acquired Property		Bank Corp. Taxes	902.39
Municipal Courts	23,300.00	Other Miscellaneous Revenues		Added and Omitted Taxes	5,720.28
PUBLIC SAFETY		Total		Total Taxes Levied - ABSTRACT	1,442,162.83
Fire Protection	42,000.00	Prior Years Surplus Appropriated		Total Taxes Billed	1,441,260.44
Police Protection	166,100.00	REVENUES TOTAL		1983 TAXES COLLECTED	1,143,183.19
Civil Defense & Disaster Control	500.00	Reserve For Uncollected Taxes		1983 Taxes Cancelled, Abated or Adjusted	
Environmental Inspection & Control	7,400.00	CAPITAL OUTLAY TOTAL		Transfer to Tax Title Liens or Foreclosed	
Other Public Safety				Balance Outstanding Dec. 31, 1983	298,077.25
PUBLIC WORKS				PRIOR YEARS TAXES OUTSTANDING	
Streets and Drainage	137,450.00	Public Enterprises		Balance January 1, 1983	232,022.57
Sewers and Sewage Processing		Recreation—Culture		Collected in 1983	212,731.30
Garbage and Trash Disposal	27,800.00	Public Works		Cancelled, Abated or Adjusted 1983	
Public Buildings and Grounds	17,200.00	Buildings and Grounds		Transfers to Tax Title Liens or Foreclosed	
Other Public Works	32,000.00	Library and Education		Balance December 31, 1983	19,291.27
HEALTH and WELFARE		Conservation		TAX TITLE LIENS OUTSTANDING	
Health Services Except Environmental	300.00	All Other		Balance January 1, 1983	23,342.38
Welfare-Public Assistance	12,000.00	CAPITAL DEBT AUTHORIZED, DECEMBER 31, 1983		Transfer From Taxes	
Hospitals, Clinics, First Aid		ISSUED AND UNISSUED GROSS DEBT NET DEBT		Redeemed in 1983	23,342.38
Animal, Insect, & Rodent Control	4,000.00	SCHOOL SELF-LIQUIDATING OTHER TOTAL		Cancelled, Abated or Adjusted (1983)	
Other Welfare Services		ISSUED AND OUTSTANDING		Transfers to Foreclosed Property	
RECREATION and CONSERVATION		SCHOOL SELF-LIQUIDATING OTHER TOTAL		Balance December 31, 1983	50,270.00
Beaches and Boardwalks		EQUALIZED VALUATION BASIS FOR NET DEBT COMPUTATION		PROPERTY ACQUIRED BY DEED OR FORECLOSURE	
Parks, Playgrounds, Shade Trees	10,000.00	REAL PROPERTY VALUATIONS		Balance January 1, 1983	74,500.00
Land Reclamation & Conservation	500.00	Code Class # of Parcels % VAL'N		Transfers From Taxes or Liens	
Other Recreational Services		1 Vacant Land 951 5.79		Sale for Cash (1983)	24,230.00
EDUCATION (excluding schools)		2 Residential 1372 73.84		Cancelled, Abated or Adjusted (1983)	
Libraries		3 Farm 285 11.38		Balance December 31, 1983	50,270.00
Other Educational Services		4a Commercial 59 8.99		CURRENT FINANCES DECEMBER 31, 1983	
STATUTORY EXPENDITURES		4b Industrial		ASSETS	
Pensions & F. I. C. A.	25,401.60	4c Apartments		Cash Dec. 31, 1983	1,422,663.02
Employee Fringe Benefits	20,000.00	Total 2667		Taxes Receivable	317,368.52
Other Statutory Expenditures	2,000.00	Land Area 43.40 Sq. Miles		Tax Title Liens	
CETA And Other Public Employment Programs		Net Valuation Taxable-Municipal		Foreclosed Property	50,270.00
MUNICIPAL FUNCTIONS TOTAL	712,601.66	Net Valuation Taxable-County		Emergencies & Other Deferred Charges	451.66
CAPITAL IMPROVEMENTS *MEMO*	100,000.00	State Equalized Valuation		State and Federal Aid Receivable	17,419.66
DEBT SERVICE		State Equalization Ratio		Other Receivables	10,462.30
Principal Payments				Total	1,818,635.16
Interest Payments				LIABILITIES, RESERVES, AND SURPLUS	
DEFERRED CHARGES	4,161.46			Cash Liabilities	478,293.80
SCHOOL, COUNTY, SPECIAL DISTRICT TAXES	1,435,540.16			Reserves for Receivables	378,100.82
RESERVE FOR UNCOLLECTED TAXES	262,328.66			Surplus Dec. 31, 1983	962,240.54
EXPENDITURES TOTAL	2,414,631.94			Total	1,818,635.16

*Includes County Health Service Taxes or County Vocational School Taxes. See Table 13.

0707

Population 1980 **7,987**
 Population 1983 **8,102**
 S & P Rating
 Moody Rating

General Tax Rate Per \$100. **3.41**
 State Equalized Tax Rate **2.39**

FAIRFIELD TOWNSHIP – ESSEX COUNTY**Form of Government:****Small Municipality Plan C (OMCL 50)****Number of Members on Governing Body – 5****PER CAPITA:**

Gross Debt **1,868.74**
 Net Debt **802.98**
 Debt Service **69.20**
 Total Tax Levy **1,557.47**
 Municipal Expenditures **610.62**

PER CENT:

Gross Debt **3.19**
 Net Debt **1.37**
 Tax Levy Collected **98.30**
 Tax Levy Cancelled, Abated or Adjusted **.03**

EXPENDITURES		REVENUES-REALIZED		1983 PROPERTY TAX	
GENERAL GOVERNMENT				STATE EQUALIZED TAX RATE	
Governing Body & Public Boards		1983 Property Taxes Collected	12,412,145.88	Local District School Taxes	.42
Municipal Clerk		1983 Payments in Lieu of Taxes		Regional & Consolidated School Tax	.61
Financial Administration	86,700.00	Delinquent Tax & Lien Collections	157,345.35	School Taxes in Municipal Budget	
Assessment of Taxes	37,600.00	Business Personalty Replacement Taxes	507,852.00	County Taxes	1.10
Collection of Taxes	63,350.00	Taxes from Public Utilities	805,462.00	County Library Taxes	
Planning, Housing & Development	43,200.00	Other Miscellaneous Tax Revenues		Local Municipal Purpose Taxes	.25
Human Resources	7,500.00	State Aid Revenues	48,740.44	Veteran & Senior Citizen Taxes	
Elections	2,400.00	Federal Aid Revenues		Total Taxes for Rate Computation	2.38
General Administration (other)	544,010.00	State and Local Fiscal Assistance Act Utilized	113,284.00	Special District Taxes	
JUDICIARY		Sale of Acquired Property		Bank Corp. Taxes	24,439.79
Municipal Courts	61,100.00	Other Miscellaneous Revenues	961,617.95	Added and Omitted Taxes	209,423.11
PUBLIC SAFETY		Total	15,006,447.62	Total Taxes Levied - ABSTRACT	12,618,599.07
Fire Protection	104,710.00	Prior Years Surplus Appropriated	1,240,000.00	Total Taxes Billed	12,626,740.33
Police Protection	920,700.00	REVENUES	16,246,447.62	1983 TAXES COLLECTED	12,412,145.88
Civil Defense & Disaster Control	7,500.00	Reserve For Uncollected Taxes	244,044.10	1983 Taxes Cancelled, Abated or Adjusted	4,074.95
Environmental Inspection & Control	20,540.00	CAPITAL OUTLAY	678,627.05	Transfer to Tax Title Liens or Foreclosed	1,017.33
Other Public Safety		Total		Balance Outstanding Dec. 31, 1983	209,502.17
PUBLIC WORKS				PRIOR YEARS TAXES OUTSTANDING	
Streets and Drainage	382,727.00	Public Enterprises	74,828.31	Balance January 1, 1983	199,789.89
Sewers and Sewage Processing	802,131.00	Recreation—Culture	124,773.07	Collected in 1983	157,245.35
Garbage and Trash Disposal	216,000.00	Public Works	164,332.62	Cancelled, Abated or Adjusted 1983	2,043.89
Public Buildings and Grounds	46,300.00	Buildings and Grounds	218,134.26	Transfers to Tax Title Liens or Foreclosed	
Other Public Works	62,000.00	Library and Education	96,558.79	Balance December 31, 1983	40,500.65
HEALTH and WELFARE		Conservation		TAX TITLE LIENS OUTSTANDING	
Health Services Except Environmental	32,950.00	All Other		Balance January 1, 1983	40,835.13
Welfare-Public Assistance	7,140.00	CAPITAL DEBT AUTHORIZED, DECEMBER 31, 1983		Transfer From Taxes	1,017.33
Hospitals, Clinics, First Aid		ISSUED AND UNISSUED		Redeemed in 1983	100.00
Animal, Insect, & Rodent Control		School	1,882,208	Cancelled, Abated or Adjusted (1983)	
Other Welfare Services	200.00	Self-liquidating	8,095,286	Transfers to Foreclosed Property	
RECREATION and CONSERVATION		Other	5,163,071	Balance December 31, 1983	41,752.46
Beaches and Boardwalks		Total	15,140,566	PROPERTY ACQUIRED BY DEED OR FORECLOSURE	
Parks, Playgrounds, Shade Trees	135,500.00	ISSUED AND OUTSTANDING		Balance January 1, 1983	585,538.00
Land Reclamation & Conservation		School	1,882,208.18	Transfers From Taxes or Liens	
Other Recreational Services	3,300.00	Self-Liquidating	7,974,000.00	Sale for Cash (1983)	
EDUCATION (excluding schools)		Other	4,845,000.00	Cancelled, Abated or Adjusted (1983)	
Libraries	125,000.00	Total	14,701,208.18	Balance December 31, 1983	585,538.00
Other Educational Services		EQUALIZED VALUATION BASIS		CURRENT FINANCES DECEMBER 31, 1983	
STATUTORY EXPENDITURES		FOR NET DEBT COMPUTATION	475,105,079	ASSETS	
Pensions & F. I. C. A.	232,400.00	REAL PROPERTY VALUATIONS		Cash Dec. 31, 1983	1,818,692.10
Employee Fringe Benefits	135,500.00	Code Class # of Parcels % VAL'N		Taxes Receivable	250,002.82
Other Statutory Expenditures	12,500.00	1 Vacant Land 414 3.45		Tax Title Liens	41,752.46
CETA And Other Public Employment Programs		2 Residential 2168 34.94		Foreclosed Property	585,538.00
MUNICIPAL FUNCTIONS	4,092,958.00	3 Farm 22 .16		Emergencies & Other Deferred Charges	36,000.00
CAPITAL IMPROVEMENTS	*MEMO* 125,000.00	4a Commercial 186 17.00		State and Federal Aid Receivable	4,249.05
DEBT SERVICE		4b Industrial 261 44.45		Other Receivables	52,457.71
Principal Payments	120,000.00	4c Apartments		Total	2,788,692.14
Interest Payments	440,677.72	Total 3051	355,674,600.00	LIABILITIES, RESERVES, AND SURPLUS	
DEFERRED CHARGES	49,532.10	Land Area 10.58 Sq. Miles		Cash Liabilities	580,782.72
SCHOOL, COUNTY, SPECIAL DISTRICT TAXES	11,075,675.97	Net Valuation Taxable-Municipal	364,144,200	Reserves for Receivables	929,750.99
RESERVE FOR UNCOLLECTED TAXES	244,044.10	Net Valuation Taxable-County	507,406,576	Surplus Dec. 31, 1983	1,278,158.43
EXPENDITURES		State Equalized Valuation	516,431,040	Total	2,788,692.14
TOTAL	16,022,887.89	State Equalization Ratio	70.02		

0218
Population 1980 10,519
Population 1983 10,485
S & P Rating
Moody Rating A

General Tax Rate Per \$100. 3.19
State Equalized Tax Rate 2.30

FAIRVIEW BOROUGH – BERGEN COUNTY
Form of Government:
Borough Council
Number of Members on Governing Body – 6

PER CAPITA:
Gross Debt 180.95
Net Debt 165.88
Debt Service 26.93
Total Tax Levy 536.31
Municipal Expenditures 342.12

PER CENT:
Gross Debt .84
Net Debt .77
Tax Levy Collected 96.06
Tax Levy Cancelled, Abated or Adjusted .08

EXPENDITURES		REVENUES-REALIZED		1983 PROPERTY TAX	
GENERAL GOVERNMENT				STATE EQUALIZED TAX RATE → 1.14	
Governing Body & Public Boards		1983 Property Taxes Collected	5,390,130.94	Local District School Taxes	2,766,305.00
Municipal Clerk		1983 Payments in Lieu of Taxes	52,374.20	Regional & Consolidated School Tax	
Financial Administration	19,701.00	Delinquent Tax & Lien Collections	173,939.90	School Taxes in Municipal Budget	
Assessment of Taxes	23,020.00	Business Personalty Replacement Taxes	212,946.84	County Taxes	883,807.81
Collection of Taxes	79,786.75	Taxes from Public Utilities	528,715.00	County Library Taxes	
Planning, Housing & Development	5,551.00	Other Miscellaneous Tax Revenues		Local Municipal Purpose Taxes	1,940,016.00
Human Resources		State Aid Revenues	129,700.18	Veteran & Senior Citizen Taxes	151,650.00
Elections		Federal Aid Revenues		Total Taxes for Rate Computation	5,741,178.81
General Administration (other)	546,639.16	State and Local Fiscal Assistance Act Utilized	140,201.55	Special District Taxes	
JUDICIARY		Sale of Acquired Property		Bank Corp. Taxes	14,311.64
Municipal Courts	29,512.40	Other Miscellaneous Revenues	309,886.50	Added and Omitted Taxes	18,796.44
PUBLIC SAFETY		Total	6,937,895.11	Total Taxes Levied - ABSTRACT	5,623,236.89
Fire Protection	76,281.24	Prior Years Surplus Appropriated	287,000.00	Total Taxes Billed	5,610,990.28
Police Protection	752,017.03	REVENUES TOTAL	7,224,895.11	1983 TAXES COLLECTED	5,390,130.94
Civil Defense & Disaster Control	1,040.00	Reserve For Uncollected Taxes	223,221.00	1983 Taxes Cancelled, Abated or Adjusted	4,768.10
Environmental Inspection & Control	33,943.05	CAPITAL OUTLAY TOTAL	574,451.59	Transfer to Tax Title Liens or Foreclosed	1,709.84
Other Public Safety				Balance Outstanding Dec. 31, 1983	214,381.40
PUBLIC WORKS				PRIOR YEARS TAXES OUTSTANDING	
Streets and Drainage	319,610.66	Public Enterprises		Balance January 1, 1983	176,101.42
Sewers and Sewage Processing	330,275.57	Recreation—Culture		Collected in 1983	173,939.90
Garbage and Trash Disposal	120,034.09	Public Works	533,292.05	Cancelled, Abated or Adjusted 1983	
Public Buildings and Grounds	65,932.30	Buildings and Grounds	41,159.54	Transfers to Tax Title Liens or Foreclosed	
Other Public Works	26,860.00	Library and Education		Balance December 31, 1983	2,161.52
HEALTH and WELFARE		Conservation		TAX TITLE LIENS OUTSTANDING	
Health Services Except Environmental	45,349.41	All Other		Balance January 1, 1983	6,665.30
Welfare-Public Assistance	37,420.25	CAPITAL DEBT AUTHORIZED, DECEMBER 31, 1983		Transfer From Taxes	1,709.84
Hospitals, Clinics, First Aid		ISSUED AND UNISSUED		Redeemed in 1983	
Animal, Insect, & Rodent Control		School	158,000	Cancelled, Abated or Adjusted (1983)	
Other Welfare Services		Self-liquidating	1,739,258	Transfers to Foreclosed Property	
RECREATION and CONSERVATION		Other	1,897,258	Balance December 31, 1983	8,375.14
Beaches and Boardwalks		Total	1,739,258	PROPERTY ACQUIRED BY DEED OR FORECLOSURE	
Parks, Playgrounds, Shade Trees	19,541.00			Balance January 1, 1983	250.00
Land Reclamation & Conservation		ISSUED AND OUTSTANDING		Transfers From Taxes or Liens	
Other Recreational Services	23,640.00	School	158,000.00	Sale for Cash (1983)	
EDUCATION (excluding schools)		Self-Liquidating	1,736,358.00	Cancelled, Abated or Adjusted (1983)	
Libraries	58,123.00	Other	1,894,358.00	Balance December 31, 1983	250.00
Other Educational Services		Total		CURRENT FINANCES DECEMBER 31, 1983	
STATUTORY EXPENDITURES		EQUALIZED VALUATION BASIS		ASSETS	
Pensions & F. I. C. A.	240,125.87	FOR NET DEBT COMPUTATION	225,607,988	Cash Dec. 31, 1983	1,070,457.01
Employee Fringe Benefits	114,800.00	REAL PROPERTY VALUATIONS		Taxes Receivable	216,542.92
Other Statutory Expenditures	15,000.00	Code Class # of Parcels % VAL'N	ASSESSED VALUATION	Tax Title Liens	8,375.14
CETA And Other Public Employment Programs		1 Vacant Land 102 1.48	2,576,300.00	Foreclosed Property	250.00
MUNICIPAL FUNCTIONS TOTAL	2,984,203.78	2 Residential 1913 63.72	111,212,100.00	Emergencies & Other Deferred Charges	
CAPITAL IMPROVEMENTS *MEMO*	21,600.00	3 Farm		State and Federal Aid Receivable	3,649.18
DEBT SERVICE		4a Commercial 200 17.85	31,157,200.00	Other Receivables	890.48
Principal Payments	140,000.00	4b Industrial 132 10.71	18,693,100.00	Total	1,300,164.73
Interest Payments	142,370.31	4c Apartments 60 6.24	10,885,900.00	LIABILITIES, RESERVES, AND SURPLUS	
		Total 2407	174,524,600.00	Cash Liabilities	702,189.73
DEFERRED CHARGES	97,316.22	Land Area .90 Sq. Miles		Reserves for Receivables	226,058.54
SCHOOL, COUNTY, SPECIAL DISTRICT TAXES	3,650,112.81	Net Valuation Taxable-Municipal	175,303,882	Surplus Dec. 31, 1983	371,916.46
RESERVE FOR UNCOLLECTED TAXES	223,221.00	Net Valuation Taxable-County	239,021,882	Total	1,300,164.73
EXPENDITURES TOTAL	7,237,224.12	State Equalized Valuation	242,574,418		
		State Equalization Ratio	72.18		

2005
Population 1980 7,767
Population 1983 7,689
S & P Rating
Moody Rating A1

General Tax Rate Per \$100. 2.69
State Equalized Tax Rate 2.73

FANWOOD BOROUGH – UNION COUNTY
Form of Government:
Borough Council
Number of Members on Governing Body – 6

PER CAPITA:
Gross Debt 388.05
Net Debt 286.18
Debt Service 29.46
Total Tax Levy 772.76
Municipal Expenditures 293.21
PER CENT:
Gross Debt 1.47
Net Debt 1.08
Tax Levy Collected 98.07
Tax Levy Cancelled, Abated or Adjusted .26

EXPENDITURES		REVENUES-REALIZED		1983 PROPERTY TAX	
GENERAL GOVERNMENT				STATE EQUALIZED TAX RATE →	
Governing Body & Public Boards		1983 Property Taxes Collected	5,817,618.33	Local District School Taxes	
Municipal Clerk		1983 Payments in Lieu of Taxes		Regional & Consolidated School Tax	1.83
Financial Administration	30,354.90	Delinquent Tax & Lien Collections	126,600.29	School Taxes in Municipal Budget	
Assessment of Taxes	10,079.20	Business Personalty Replacement Taxes	40,123.32	County Taxes	.48
Collection of Taxes	10,193.12	Taxes from Public Utilities	665,292.00	County Library Taxes	
Planning, Housing & Development	4,190.00	Other Miscellaneous Tax Revenues		Local Municipal Purpose Taxes	.41
Human Resources		State Aid Revenues	76,781.85	Veteran & Senior Citizen Taxes	
Elections		Federal Aid Revenues		Total Taxes for Rate Computation	2.72
General Administration (other)	237,233.43	State and Local Fiscal Assistance Act Utilized	38,640.00	Special District Taxes	
JUDICIARY		Sale of Acquired Property		Bank Corp. Taxes	9,363.63
Municipal Courts	23,057.97	Other Miscellaneous Revenues	206,272.06	Added and Omitted Taxes	2,000.47
PUBLIC SAFETY		Total	6,973,327.85	Total Taxes Levied - ABSTRACT	5,941,714.54
Fire Protection	72,798.72	Prior Years Surplus Appropriated	352,000.00	Total Taxes Billed	5,932,350.91
Police Protection	638,484.20	REVENUES TOTAL	7,325,327.85	1983 TAXES COLLECTED	5,817,618.33
Civil Defense & Disaster Control	2,080.43	Reserve For Uncollected Taxes	183,000.00	1983 Taxes Cancelled, Abated or Adjusted	15,225.05
Environmental Inspection & Control	16,460.00			Transfer to Tax Title Liens or Foreclosed	4,656.91
Other Public Safety		CAPITAL OUTLAY TOTAL	512,580.63	Balance Outstanding Dec. 31, 1983	94,850.62
PUBLIC WORKS				PRIOR YEARS TAXES OUTSTANDING	
Streets and Drainage	265,001.40	Public Enterprises		Balance January 1, 1983	126,989.84
Sewers and Sewage Processing	110,000.00	Recreation—Culture	18,361.42	Collected in 1983	121,765.39
Garbage and Trash Disposal	12,000.00	Public Works	212,135.47	Cancelled, Abated or Adjusted 1983	
Public Buildings and Grounds		Buildings and Grounds	270,222.65	Transfers to Tax Title Liens or Foreclosed	5,224.45
Other Public Works		Library and Education	11,861.09	Balance December 31, 1983	
HEALTH and WELFARE		Conservation		TAX TITLE LIENS OUTSTANDING	
Health Services Except Environmental	23,695.00	All Other		Balance January 1, 1983	11,549.00
Welfare-Public Assistance	9,330.00			Transfer From Taxes	10,794.69
Hospitals, Clinics, First Aid		CAPITAL DEBT AUTHORIZED, DECEMBER 31, 1983		Redeemed in 1983	4,834.90
Animal, Insect, & Rodent Control	1.00	ISSUED AND UNISSUED		Cancelled, Abated or Adjusted (1983)	
Other Welfare Services		School	731,240	Transfers to Foreclosed Property	6,685.16
RECREATION and CONSERVATION		Self-liquidating	2,252,447	Balance December 31, 1983	10,823.63
Beaches and Boardwalks		Other	2,200,405	PROPERTY ACQUIRED BY DEED OR FORECLOSURE	
Parks, Playgrounds, Shade Trees	63,311.00	Total	2,983,688	Balance January 1, 1983	6,043.84
Land Reclamation & Conservation	1,810.00			Transfers From Taxes or Liens	6,685.16
Other Recreational Services	1,500.00	ISSUED AND OUTSTANDING		Sale for Cash (1983)	
EDUCATION (excluding schools)		School	731,240.72	Cancelled, Abated or Adjusted (1983)	
Libraries	101,610.00	Self-Liquidating	1,760,000.00	Balance December 31, 1983	12,729.00
Other Educational Services		Other	2,491,240.72	CURRENT FINANCES DECEMBER 31, 1983	
STATUTORY EXPENDITURES		Total		ASSETS	
Pensions & F. I. C. A.	130,386.32	EQUALIZED VALUATION BASIS		Cash Dec. 31, 1983	561,315.38
Employee Fringe Benefits	62,408.32	FOR NET DEBT COMPUTATION	203,042,389	Taxes Receivable	94,850.62
Other Statutory Expenditures	6,000.00	REAL PROPERTY VALUATIONS		Tax Title Liens	10,823.63
CETA And Other Public Employment Programs		Code Class # of Parcels % VAL'N		Foreclosed Property	12,729.00
MUNICIPAL FUNCTIONS		1 Vacant Land 66 .95		Emergencies & Other Deferred Charges	39,000.00
CAPITAL IMPROVEMENTS	*MEMO*	2 Residential 2426 92.54		State and Federal Aid Receivable	2,685.41
DEBT SERVICE		3 Farm		Other Receivables	3,833.94
Principal Payments	150,000.00	4a Commercial 48 4.89		Total	725,237.98
Interest Payments	76,537.50	4b Industrial 21 1.62		LIABILITIES, RESERVES, AND SURPLUS	
		4c Apartments		Cash Liabilities	201,882.60
		Total 2561		Reserves for Receivables	122,237.19
DEFERRED CHARGES		Land Area 1.29 Sq. Miles		Surplus Dec. 31, 1983	401,118.19
SCHOOL, COUNTY, SPECIAL DISTRICT TAXES	13,000.00	Net Valuation Taxable-Municipal	220,581,203	Total	725,237.98
RESERVE FOR UNCOLLECTED TAXES	5,028,905.86	Net Valuation Taxable-County	202,957,184		
EXPENDITURES		State Equalized Valuation	217,579,882		
TOTAL	7,283,428.37	State Equalization Ratio	101.39		

1807
Population 1980 677
Population 1983 708
S & P Rating
Moody Rating

General Tax Rate Per \$100.
2.71
State Equalized Tax Rate
1.45

FAR HILLS BORO. - SOMERSET CO.
Form of Government:
Borough Council
Number of Members on Governing Body - 6

PER CAPITA:
Gross Debt 478.46
Net Debt 478.46
Debt Service 53.02
Total Tax Levy 1,203.91
Municipal Expenditures 690.90

PER CENT:
Gross Debt .58
Net Debt .58
Tax Levy Collected 95.11
Tax Levy Cancelled, Abated or Adjusted

EXPENDITURES		REVENUES-REALIZED		1983 PROPERTY TAX	
GENERAL GOVERNMENT				STATE EQUALIZED TAX RATE .39	
Governing Body & Public Boards		1983 Property Taxes Collected 810,035.01		Local District School Taxes	230,000.00
Municipal Clerk		1983 Payments in Lieu of Taxes 30,121.03		Regional & Consolidated School Tax	
Financial Administration	9,680.00	Delinquent Tax & Lien Collections 10,591.10		School Taxes in Municipal Budget	
Assessment of Taxes	2,984.00	Business Personalty Replacement Taxes 46,792.00		County Taxes	313,653.34
Collection of Taxes	3,677.80	Taxes from Public Utilities 5,292.01		County Library Taxes	-34.76
Planning, Housing & Development	12,999.81	Other Miscellaneous Tax Revenues 2,647.96		Local Municipal Purpose Taxes	306,268.44
Human Resources		Federal Aid Revenues 67,514.47		Veteran & Senior Citizen Taxes	4,050.00
Elections		State and Local Fiscal Assistance Act Utilized 972,993.64		Total Taxes for Rate Computation	853,937.02
General Administration (other)	110,897.08	Sale of Acquired Property 110,000.00		Special District Taxes	
JUDICIARY		Other Miscellaneous Revenues 31,028.17		Bank Corp. Taxes	1,698.21
Municipal Courts	4,391.00	Prior Years Surplus Appropriated 50,476.11		Added and Omitted Taxes	781.84
PUBLIC SAFETY		TOTAL 1,082,993.64		Total Taxes Levied - ABSTRACT	852,367.07
Fire Protection	14,499.03	CAPITAL OUTLAY		Total Taxes Billed	851,664.23
Police Protection	97,774.40	Public Enterprises		1983 TAXES COLLECTED	810,035.01
Civil Defense & Disaster Control		Recreation—Culture		1983 Taxes Cancelled, Abated or Adjusted	
Environmental Inspection & Control	9,810.76	Public Works		Transfer to Tax Title Liens or Foreclosed	3,769.61
Other Public Safety		Buildings and Grounds		Balance Outstanding Dec. 31, 1983	37,859.61
PUBLIC WORKS		Library and Education		PRIOR YEARS TAXES OUTSTANDING	
Streets and Drainage	23,000.00	Conservation		Balance January 1, 1983	30,121.83
Sewers and Sewage Processing	55,000.00	All Other		Collected in 1983	30,121.03
Garbage and Trash Disposal	4,191.20	CAPITAL DEBT AUTHORIZED, DECEMBER 31, 1983		Cancelled, Abated or Adjusted 1983	.80
Public Buildings and Grounds	10,899.94	ISSUED AND UNISSUED		Transfers to Tax Title Liens or Foreclosed	
Other Public Works		SCHOOL		Balance December 31, 1983	
HEALTH and WELFARE		GROSS DEBT		TAX TITLE LIENS OUTSTANDING	
Health Services Except Environmental	2,760.00	NET DEBT		Balance January 1, 1983	6,778.42
Welfare-Public Assistance	272.18			Transfer From Taxes	3,769.61
Hospitals, Clinics, First Aid	1,200.00			Redeemed in 1983	
Animal, Insect, & Rodent Control				Cancelled, Abated or Adjusted (1983)	
Other Welfare Services				Transfers to Foreclosed Property	
RECREATION and CONSERVATION				Balance December 31, 1983	10,548.03
Beaches and Boardwalks				PROPERTY ACQUIRED BY DEED OR FORECLOSURE	
Parks, Playgrounds, Shade Trees	4,797.82			Balance January 1, 1983	
Land Reclamation & Conservation	49.99			Transfers From Taxes or Liens	
Other Recreational Services	456.06			Sale for Cash (1983)	
EDUCATION (excluding schools)				Cancelled, Abated or Adjusted (1983)	
Libraries	15,655.00			Balance December 31, 1983	
Other Educational Services				CURRENT FINANCES DECEMBER 31, 1983	
STATUTORY EXPENDITURES				ASSETS	
Pensions & F. I. C. A.	15,211.00			Cash Dec. 31, 1983	205,566.25
Employee Fringe Benefits				Taxes Receivable	37,859.61
Other Statutory Expenditures	1,200.00			Tax Title Liens	10,548.03
CETA And Other Public Employment Programs				Foreclosed Property	
MUNICIPAL FUNCTIONS TOTAL	400,507.07			Emergencies & Other Deferred Charges	24,817.57
CAPITAL IMPROVEMENTS *MEMO*	50,000.00			State and Federal Aid Receivable	4,140.76
DEBT SERVICE				Other Receivables	3,758.87
Principal Payments	35,000.00			Total	287,091.09
Interest Payments	2,537.50			LIABILITIES, RESERVES, AND SURPLUS	
DEFERRED CHARGES	635.29			Cash Liabilities	85,272.76
SCHOOL, COUNTY, SPECIAL DISTRICT TAXES	543,618.58			Reserves for Receivables	52,166.51
RESERVE FOR UNCOLLECTED TAXES	50,476.11			Surplus Dec. 31, 1983	149,651.82
EXPENDITURES TOTAL	1,032,774.55			Total	287,091.09

1314
Population 1980 1,348
Population 1983 1,352
S & P Rating
Moody Rating

General Tax Rate Per \$100. 2.96
State Equalized Tax Rate 2.85

FARMINGDALE BORO. – MONMOUTH CO.
Form of Government:
Borough Council
Number of Members on Governing Body – 6

PER CAPITA:
Gross Debt 2,289.16
Net Debt 1,539.98
Debt Service 108.08
Total Tax Levy 595.19
Municipal Expenditures 266.46
PER CENT:
Gross Debt 11.77
Net Debt 7.92
Tax Levy Collected 95.55
Tax Levy Cancelled, Abated or Adjusted .11

EXPENDITURES		REVENUES-REALIZED		1983 PROPERTY TAX	
GENERAL GOVERNMENT				STATE EQUALIZED TAX RATE	
Governing Body & Public Boards		1983 Property Taxes Collected	757,829.27	Local District School Taxes 1.56	435,173.12
Municipal Clerk		1983 Payments in Lieu of Taxes		Regional & Consolidated School Tax .57	158,072.17
Financial Administration	5,497.38	Delinquent Tax & Lien Collections	34,113.01	School Taxes in Municipal Budget	
Assessment of Taxes	5,781.07	Business Personalty Replacement Taxes	22,076.82	County Taxes .57	* 157,370.50
Collection of Taxes	4,453.24	Taxes from Public Utilities	54,544.00	County Library Taxes .02	5,790.19
Planning, Housing & Development	350.00	Other Miscellaneous Tax Revenues		Local Municipal Purpose Taxes .13	35,863.55
Human Resources		State Aid Revenues	9,370.55	Veteran & Senior Citizen Taxes	11,250.00
Elections	1,900.00	Federal Aid Revenues	5,147.00	Total Taxes for Rate Computation 2.85	803,519.53
General Administration (other)	43,742.81	State and Local Fiscal Assistance Act Utilized		Special District Taxes	
JUDICIARY		Sale of Acquired Property	145,079.25	Bank Corp. Taxes	11,657.97
Municipal Courts	6,791.68	Other Miscellaneous Revenues	188,500.00	Added and Omitted Taxes	772.78
PUBLIC SAFETY		Total	1,028,159.90	Total Taxes Levied - ABSTRACT	804,700.28
Fire Protection	6,340.00	Prior Years Surplus Appropriated	188,500.00	Total Taxes Billed	793,144.61
Police Protection	26,760.00	REVENUES TOTAL	1,216,659.90	1983 TAXES COLLECTED	757,829.27
Civil Defense & Disaster Control	100.00	Reserve For Uncollected Taxes	61,365.62	1983 Taxes Cancelled, Abated or Adjusted	871.11
Environmental Inspection & Control	1,789.12	CAPITAL OUTLAY TOTAL	1,326,307.93	Transfer to Tax Title Liens or Foreclosed	2,688.83
Other Public Safety				Balance Outstanding Dec. 31, 1983	31,755.40
PUBLIC WORKS				PRIOR YEARS TAXES OUTSTANDING	
Streets and Drainage	21,408.73	Public Enterprises		Balance January 1, 1983	30,327.69
Sewers and Sewage Processing		Recreation—Culture		Collected in 1983	29,871.05
Garbage and Trash Disposal	700.00	Public Works	1,310,763.80	Cancelled, Abated or Adjusted 1983	
Public Buildings and Grounds	11,796.59	Buildings and Grounds	15,544.13	Transfers to Tax Title Liens or Foreclosed	130.03
Other Public Works		Library and Education		Balance December 31, 1983	326.61
HEALTH and WELFARE		Conservation		TAX TITLE LIENS OUTSTANDING	
Health Services Except Environmental		All Other		Balance January 1, 1983	4,384.58
Welfare-Public Assistance	100.00	CAPITAL DEBT AUTHORIZED, DECEMBER 31, 1983		Transfer From Taxes	2,936.05
Hospitals, Clinics, First Aid		ISSUED AND UNISSUED		Redeemed in 1983	4,241.96
Animal, Insect, & Rodent Control		School	974,628	Cancelled, Abated or Adjusted (1983)	
Other Welfare Services		Self-Liquidating	198,000	Transfers to Foreclosed Property	
RECREATION and CONSERVATION		Other	1,922,318	Balance December 31, 1983	3,078.67
Beaches and Boardwalks		Total	3,094,946	PROPERTY ACQUIRED BY DEED OR	
Parks, Playgrounds, Shade Trees	900.00			FORECLOSURE	
Land Reclamation & Conservation		ISSUED AND OUTSTANDING		Balance January 1, 1983	
Other Recreational Services	1,200.00	School	974,628.66	Transfers From Taxes or Liens	
EDUCATION (excluding schools)		Self-Liquidating	198,000.00	Sale for Cash (1983)	
Libraries		Other	1,810,000.00	Cancelled, Abated or Adjusted (1983)	
Other Educational Services		Total	2,982,628.66	Balance December 31, 1983	
STATUTORY EXPENDITURES		EQUALIZED VALUATION BASIS		CURRENT FINANCES DECEMBER 31, 1983	
Pensions & F. I. C. A.	6,856.54	FOR NET DEBT COMPUTATION	26,287,663	ASSETS	
Employee Fringe Benefits	2,500.00	REAL PROPERTY VALUATIONS		Cash Dec. 31, 1983	616,562.89
Other Statutory Expenditures	800.00	Code Class # of Parcels % VAL'N	ASSESSED VALUATION	Taxes Receivable	32,082.01
CETA And Other Public Employment Programs		1 Vacant Land 53 2.73	674,300.00	Tax Title Liens	3,078.67
MUNICIPAL FUNCTIONS TOTAL	149,767.16	2 Residential 289 61.00	15,048,200.00	Foreclosed Property	
CAPITAL IMPROVEMENTS *MEMO*	500.00	3 Farm 4 1.20	295,400.00	Emergencies & Other Deferred Charges	9,925.00
DEBT SERVICE		4a Commercial 32 16.63	4,103,400.00	State and Federal Aid Receivable	5,000.00
Principal Payments	124,400.00	4b Industrial 5 6.66	1,643,400.00	Other Receivables	108,702.46
Interest Payments	21,723.00	4c Apartments 2 11.77	2,904,800.00	Total	775,351.03
		Total 385	24,669,500.00	LIABILITIES, RESERVES, AND SURPLUS	
DEFERRED CHARGES	3,000.00	Land Area .50 Sq. Miles		Cash Liabilities	370,125.75
SCHOOL, COUNTY, SPECIAL DISTRICT TAXES	756,405.98	Net Valuation Taxable-Municipal	26,780,614	Reserves for Receivables	131,038.39
RESERVE FOR UNCOLLECTED TAXES	61,365.62	Net Valuation Taxable-County	28,279,578	Surplus Dec. 31, 1983	274,186.89
EXPENDITURES TOTAL	1,116,661.76	State Equalized Valuation	27,735,404	Total	775,351.03
		State Equalization Ratio	96.31		

0314
Population 1980 597
Population 1983 617
S & P Rating
Moody Rating

General Tax Rate Per \$100. 3.83
State Equalized Tax Rate 2.23

FIELDSBORO BORO. - BURLINGTON CO.
Form of Government:
Borough Council
Number of Members on Governing Body - 6

PER CAPITA:
Gross Debt 456.50
Net Debt 451.02
Debt Service 15.78
Total Tax Levy 363.04
Municipal Expenditures 291.13

PER CENT:
Gross Debt 3.40
Net Debt 3.36
Tax Levy Collected 85.47
Tax Levy Cancelled, Abated or Adjusted

EXPENDITURES		REVENUES-REALIZED		1983 PROPERTY TAX	
GENERAL GOVERNMENT				STATE EQUALIZED TAX RATE 1.45	
Governing Body & Public Boards		1983 Property Taxes Collected	191,466.80	Local District School Taxes	145,579.00
Municipal Clerk		1983 Payments in Lieu of Taxes	29,039.12	Regional & Consolidated School Tax	
Financial Administration	4,500.00	Delinquent Tax & Lien Collections	65,648.24	School Taxes in Municipal Budget	
Assessment of Taxes	1,400.00	Business Personalty Replacement Taxes	30,640.00	County Taxes	59,950.32
Collection of Taxes	4,950.00	Taxes from Public Utilities	4,179.68	County Library Taxes	3,340.36
Planning, Housing & Development	1,275.00	Other Miscellaneous Tax Revenues	4,797.00	Local Municipal Purpose Taxes	14,400.00
Human Resources		State Aid Revenues	26,798.78	Veteran & Senior Citizen Taxes	7,000.00
Elections		Federal Aid Revenues	352,569.62	Total Taxes for Rate Computation	230,269.68
General Administration (other)	39,249.73	Sale of Acquired Property	38,239.00	Special District Taxes	
JUDICIARY		Other Miscellaneous Revenues	32,000.00	Bank Corp. Taxes	
Municipal Courts	5,150.00	REVENUES TOTAL	390,808.62	Added and Omitted Taxes	728.73
PUBLIC SAFETY		Prior Years Surplus Appropriated	375.00	Total Taxes Levied - ABSTRACT	223,998.41
Fire Protection	3,150.00	CAPITAL OUTLAY TOTAL	375.00	Total Taxes Billed	224,020.47
Police Protection	17,545.00	Public Enterprises	150.00	1983 TAXES COLLECTED	191,466.80
Civil Defense & Disaster Control	750.00	Recreation—Culture	225.00	1983 Taxes Cancelled, Abated or Adjusted	
Environmental Inspection & Control		Public Works		Transfer to Tax Title Liens or Foreclosed	4,499.37
Other Public Safety		Buildings and Grounds		Balance Outstanding Dec. 31, 1983	28,054.30
PUBLIC WORKS		Library and Education		PRIOR YEARS TAXES OUTSTANDING	
Streets and Drainage	22,200.00	Conservation		Balance January 1, 1983	26,615.37
Sewers and Sewage Processing	15,997.00	All Other		Collected in 1983	23,676.86
Garbage and Trash Disposal	6,500.00	CAPITAL DEBT AUTHORIZED, DECEMBER 31, 1983		Cancelled, Abated or Adjusted 1983	
Public Buildings and Grounds		ISSUED AND UNISSUED GROSS DEBT NET DEBT		Transfers to Tax Title Liens or Foreclosed	988.29
Other Public Works		School		Balance December 31, 1983	1,950.22
HEALTH and WELFARE		Self-liquidating	281,659	TAX TITLE LIENS OUTSTANDING	
Health Services Except Environmental	100.00	Other	278,278	Balance January 1, 1983	15,756.34
Welfare-Public Assistance	400.00	Total	278,278	Transfer From Taxes	5,589.20
Hospitals, Clinics, First Aid		ISSUED AND OUTSTANDING		Redeemed in 1983	5,362.26
Animal, Insect, & Rodent Control		School		Cancelled, Abated or Adjusted (1983)	
Other Welfare Services		Self-Liquidating	29,000.00	Transfers to Foreclosed Property	
RECREATION and CONSERVATION		Other	29,000.00	Balance December 31, 1983	15,983.28
Beaches and Boardwalks	3,375.00	Total	8,284,030	PROPERTY ACQUIRED BY DEED OR FORECLOSURE	
Parks, Playgrounds, Shade Trees		EQUALIZED VALUATION BASIS FOR NET DEBT COMPUTATION		Balance January 1, 1983	300.00
Land Reclamation & Conservation		REAL PROPERTY VALUATIONS		Transfers From Taxes or Liens	
Other Recreational Services		Code Class # of Parcels % VAL'N		Sale for Cash (1983)	
EDUCATION (excluding schools)		1 Vacant Land 30 2.85	164,490.00	Cancelled, Abated or Adjusted (1983)	
Libraries	50.00	2 Residential 166 63.23	3,648,370.00	Balance December 31, 1983	300.00
Other Educational Services		3 Farm 6 7.00	404,050.00	CURRENT FINANCES DECEMBER 31, 1983	
STATUTORY EXPENDITURES		4a Commercial 1 26.92	1,553,100.00	ASSETS	
Pensions & F. I. C. A.	4,591.15	4c Apartments 203	5,770,010.00	Cash Dec. 31, 1983	99,857.24
Employee Fringe Benefits	600.00	Total Land Area .30 Sq. Miles	5,827,029	Taxes Receivable	30,004.52
Other Statutory Expenditures		Net Valuation Taxable-Municipal	9,994,865	Tax Title Liens	15,983.28
CETA And Other Public Employment Programs	131,782.88	Net Valuation Taxable-County	9,977,944	Foreclosed Property	300.00
MUNICIPAL FUNCTIONS TOTAL	1,000.00	State Equalized Valuation	58.16	Emergencies & Other Deferred Charges	3,201.90
CAPITAL IMPROVEMENTS *MEMO*		State Equalization Ratio		State and Federal Aid Receivable	
DEBT SERVICE				Other Receivables	810.07
Principal Payments	8,000.00			Total	150,157.01
Interest Payments	1,733.30			LIABILITIES, RESERVES, AND SURPLUS	
DEFERRED CHARGES	6,110.07			Cash Liabilities	66,696.59
SCHOOL, COUNTY, SPECIAL DISTRICT TAXES	208,869.68			Reserves for Receivables	47,097.87
RESERVE FOR UNCOLLECTED TAXES	32,000.00			Surplus Dec. 31, 1983	36,362.55
EXPENDITURES TOTAL	388,495.93			Total	150,157.01

1009
Population 1980 4,132
Population 1983 4,237
S & P Rating
Moody Rating A1

General Tax Rate Per \$100. 3.68
State Equalized Tax Rate 2.12

FLEMINGTON BORO. - HUNTERDON CO.
Form of Government:
Borough Council
Number of Members on Governing Body - 6

PER CAPITA:
Gross Debt 400.77
Net Debt 138.85
Debt Service
Total Tax Levy 737.56
Municipal Expenditures 368.45
PER CENT:
Gross Debt 1.38
Net Debt .48
Tax Levy Collected 96.36
Tax Levy Cancelled, Abated or Adjusted .18

EXPENDITURES		REVENUES-REALIZED		1983 PROPERTY TAX	
GENERAL GOVERNMENT				STATE EQUALIZED TAX RATE	
Governing Body & Public Boards		1983 Property Taxes Collected	2,992,547.75	Local District School Taxes	
Municipal Clerk		1983 Payments in Lieu of Taxes		Regional & Consolidated School Tax	1.35
Financial Administration	19,051.93	Delinquent Tax & Lien Collections	105,110.69	School Taxes in Municipal Budget	
Assessment of Taxes	8,605.39	Business Personalty Replacement Taxes	108,091.24	County Taxes	.39
Collection of Taxes	8,540.39	Taxes from Public Utilities	213,930.00	County Library Taxes	
Planning, Housing & Development	32,555.58	Other Miscellaneous Tax Revenues		Local Municipal Purpose Taxes	.38
Human Resources		State Aid Revenues	32,574.62	Veteran & Senior Citizen Taxes	
Elections		Federal Aid Revenues		Total Taxes for Rate Computation	2.12
General Administration (other)	141,600.00	State and Local Fiscal Assistance Act Utilized	22,283.49	Special District Taxes	
JUDICIARY		Sale of Acquired Property		Bank Corp. Taxes	
Municipal Courts	26,400.00	Other Miscellaneous Revenues	458,407.50	Added and Omitted Taxes	
PUBLIC SAFETY		Total	3,932,945.29	Total Taxes Levied - ABSTRACT	3,125,025.43
Fire Protection	32,581.69	Prior Years Surplus Appropriated	215,109.00	Total Taxes Billed	3,105,534.52
Police Protection	286,500.00	REVENUES TOTAL	4,148,054.29	1983 TAXES COLLECTED	2,992,547.75
Civil Defense & Disaster Control		Reserve For Uncollected Taxes	136,712.41	1983 Taxes Cancelled, Abated or Adjusted	5,597.28
Environmental Inspection & Control	11,407.69	CAPITAL OUTLAY TOTAL	304,282.48	Transfer to Tax Title Liens or Foreclosed	3,481.28
Other Public Safety				Balance Outstanding Dec. 31, 1983	103,908.21
PUBLIC WORKS				PRIOR YEARS TAXES OUTSTANDING	
Streets and Drainage	180,814.86	Public Enterprises	62,963.01	Balance January 1, 1983	106,943.99
Sewers and Sewage Processing	322,473.08	Recreation—Culture		Collected in 1983	105,110.69
Garbage and Trash Disposal	61,000.00	Public Works	238,872.59	Cancelled, Abated or Adjusted 1983	
Public Buildings and Grounds	22,534.62	Buildings and Grounds	2,446.88	Transfers to Tax Title Liens or Foreclosed	1,801.54
Other Public Works		Library and Education		Balance December 31, 1983	31.76
HEALTH and WELFARE		Conservation		TAX TITLE LIENS OUTSTANDING	
Health Services Except Environmental	1,709.62	All Other		Balance January 1, 1983	
Welfare-Public Assistance	4,926.93	CAPITAL DEBT AUTHORIZED, DECEMBER 31, 1983		Transfer From Taxes	5,358.49
Hospitals, Clinics, First Aid		ISSUED AND UNISSUED		Redeemed in 1983	
Animal, Insect, & Rodent Control	2,100.00	School	865,707	Cancelled, Abated or Adjusted (1983)	
Other Welfare Services		Self-liquidating	354,000	Transfers to Foreclosed Property	
RECREATION and CONSERVATION		Other	478,371	Balance December 31, 1983	5,358.49
Beaches and Boardwalks		Total	1,698,079	PROPERTY ACQUIRED BY DEED OR FORECLOSURE	
Parks, Playgrounds, Shade Trees	4,000.00	ISSUED AND OUTSTANDING		Balance January 1, 1983	24,000.00
Land Reclamation & Conservation	2,762.82	School	274,584.82	Transfers From Taxes or Liens	
Other Recreational Services	11,000.00	Self-Liquidating	354,000.00	Sale for Cash (1983)	
EDUCATION (excluding schools)		Other		Cancelled, Abated or Adjusted (1983)	
Libraries	70,048.08	Total	628,584.82	Balance December 31, 1983	24,000.00
Other Educational Services		EQUALIZED VALUATION BASIS		CURRENT FINANCES DECEMBER 31, 1983	
STATUTORY EXPENDITURES		FOR NET DEBT COMPUTATION	123,337,426	ASSETS	
Pensions & F. I. C. A.	72,500.00	REAL PROPERTY VALUATIONS		Cash Dec. 31, 1983	583,878.00
Employee Fringe Benefits	37,000.00	Code Class # of Parcels % VAL'N	ASSESSED VALUATION	Taxes Receivable	103,939.97
Other Statutory Expenditures	1,500.00	1 Vacant Land 62 2.38	1,942,200.00	Tax Title Liens	5,358.49
CETA And Other Public Employment Programs		2 Residential 779 45.44	37,034,100.00	Foreclosed Property	24,000.00
MUNICIPAL FUNCTIONS		3 Farm 2 .01	6,700.00	Emergencies & Other Deferred Charges	762.82
CAPITAL IMPROVEMENTS	*MEMO*	4a Commercial 184 38.31	31,220,500.00	State and Federal Aid Receivable	430.80
DEBT SERVICE		4b Industrial 1 .20	166,600.00	Other Receivables	83,212.32
Principal Payments		4c Apartments 9 13.66	11,129,800.00	Total	801,582.40
Interest Payments		Total 1037	81,499,900.00	LIABILITIES, RESERVES, AND SURPLUS	
DEFERRED CHARGES		Land Area 1.10 Sq. Miles		Cash Liabilities	274,851.09
SCHOOL, COUNTY, SPECIAL DISTRICT TAXES		Net Valuation Taxable-Municipal	83,484,000	Reserves for Receivables	216,510.78
RESERVE FOR UNCOLLECTED TAXES		Net Valuation Taxable-County	123,851,946	Surplus Dec. 31, 1983	310,220.53
EXPENDITURES	TOTAL	State Equalized Valuation	143,453,145	Total	801,582.40
		State Equalization Ratio	57.61		

0315

Population 1980 9,084
 Population 1983 9,169
 S & P Rating
 Moody Rating AAA

General Tax Rate Per \$100. 3.11
 State Equalized Tax Rate 2.39

FLORENCE TWP. – BURLINGTON COUNTY**Form of Government:****Mayor-Council Plan F (OMCL 50)****Number of Members on Governing Body – 5****PER CAPITA:**

Gross Debt 560.06
 Net Debt 446.69
 Debt Service 40.23
 Total Tax Levy 494.37
 Municipal Expenditures 306.39

PER CENT:

Gross Debt 3.10
 Net Debt 2.48
 Tax Levy Collected 94.74
 Tax Levy Cancelled, Abated or Adjusted .03

EXPENDITURES		REVENUES-REALIZED		1983 PROPERTY TAX	
GENERAL GOVERNMENT				STATE EQUALIZED TAX RATE 1.42	
Governing Body & Public Boards	19,050.00	1983 Property Taxes Collected	4,286,701.29	Local District School Taxes	2,540,575.50
Municipal Clerk	48,380.00	1983 Payments in Lieu of Taxes		Regional & Consolidated School Tax	
Financial Administration	41,800.00	Delinquent Tax & Lien Collections	270,104.88	School Taxes in Municipal Budget	
Assessment of Taxes	23,750.00	Business Personalty Replacement Taxes	415,378.96	County Taxes	.61 1,089,896.39
Collection of Taxes	40,300.00	Taxes from Public Utilities	564,158.59	County Library Taxes	.03 60,805.37
Planning, Housing & Development	39,254.25	Other Miscellaneous Tax Revenues		Local Municipal Purpose Taxes	.33 597,894.27
Human Resources		State Aid Revenues	78,108.84	Veteran & Senior Citizen Taxes	157,950.00
Elections	1,000.00	Federal Aid Revenues		Total Taxes for Rate Computation	2.39 4,447,121.53
General Administration (other)	190,400.00	State and Local Fiscal Assistance Act Utilized	51,942.86	Special District Taxes	200,000.00
JUDICIARY		Sale of Acquired Property		Bank Corp. Taxes	10,558.91
Municipal Courts	24,325.00	Other Miscellaneous Revenues	431,662.80	Added and Omitted Taxes	33,122.54
PUBLIC SAFETY		Total	6,098,058.22	Total Taxes Levied - ABSTRACT	4,532,852.98
Fire Protection	1,106.00	Prior Years Surplus Appropriated	625,053.25	Total Taxes Billed	4,524,570.55
Police Protection	523,983.00	REVENUES TOTAL	6,723,111.47	1983 TAXES COLLECTED	4,286,701.29
Civil Defense & Disaster Control	1,200.00	Reserve For Uncollected Taxes	616,577.14	1983 Taxes Cancelled, Abated or Adjusted	1,173.60
Environmental Inspection & Control	19,300.00	CAPITAL OUTLAY TOTAL	277,543.76	Transfer to Tax Title Liens or Foreclosed	24,591.64
Other Public Safety		Public Enterprises	81,716.50	Balance Outstanding Dec. 31, 1983	212,104.02
PUBLIC WORKS		Recreation—Culture	52,954.55	PRIOR YEARS TAXES OUTSTANDING	
Streets and Drainage	195,377.70	Public Works	27,667.87	Balance January 1, 1983	237,332.25
Sewers and Sewage Processing	189,793.66	Buildings and Grounds	115,204.84	Collected in 1983	228,532.58
Garbage and Trash Disposal		Library and Education		Cancelled, Abated or Adjusted 1983	660.33
Public Buildings and Grounds	97,858.23	Conservation		Transfers to Tax Title Liens or Foreclosed	1,501.76
Other Public Works		All Other		Balance December 31, 1983	6,637.58
HEALTH and WELFARE		CAPITAL DEBT AUTHORIZED, DECEMBER 31, 1983		TAX TITLE LIENS OUTSTANDING	
Health Services Except Environmental	2,750.00	ISSUED AND UNISSUED		Balance January 1, 1983	73,582.52
Welfare-Public Assistance	11,240.00	School	106,000	Transfer From Taxes	26,247.37
Hospitals, Clinics, First Aid		Self-Liquidating	2,025,890	Redeemed in 1983	41,572.30
Animal, Insect, & Rodent Control	3,325.24	Other	3,003,267	Cancelled, Abated or Adjusted (1983)	
Other Welfare Services		Total	5,135,177	Transfers to Foreclosed Property	
RECREATION and CONSERVATION		ISSUED AND OUTSTANDING		Balance December 31, 1983	58,257.59
Beaches and Boardwalks		School	106,000.00	PROPERTY ACQUIRED BY DEED OR FORECLOSURE	
Parks, Playgrounds, Shade Trees	75,107.00	Self-Liquidating	2,016,140.00	Balance January 1, 1983	10,115.01
Land Reclamation & Conservation	170.00	Other	2,961,175.00	Transfers From Taxes or Liens	
Other Recreational Services	44,805.00	Total	5,083,315.00	Sale for Cash (1983)	
EDUCATION (excluding schools)		EQUALIZED VALUATION BASIS		Cancelled, Abated or Adjusted (1983)	
Libraries	22,300.00	FOR NET DEBT COMPUTATION	165,417,527	Balance December 31, 1983	10,115.01
Other Educational Services		REAL PROPERTY VALUATIONS		CURRENT FINANCES DECEMBER 31, 1983	
STATUTORY EXPENDITURES		Code Class # of Parcels % VAL'N		ASSETS	
Pensions & F. I. C. A.	133,213.39	1 Vacant Land 278 4.03	5,461,880.00	Cash Dec. 31, 1983	1,425,257.16
Employee Fringe Benefits	58,500.00	2 Residential 2907 68.92	93,474,075.00	Taxes Receivable	218,741.60
Other Statutory Expenditures	4,512.61	3 Farm 141 1.86	2,524,185.00	Tax Title Liens	58,257.59
CETA And Other Public Employment Programs		4a Commercial 137 10.21	13,842,340.00	Foreclosed Property	10,115.01
MUNICIPAL FUNCTIONS		4b Industrial 18 13.78	18,691,390.00	Emergencies & Other Deferred Charges	9,000.00
CAPITAL IMPROVEMENTS		4c Apartments 9 1.20	1,625,765.00	State and Federal Aid Receivable	
DEBT SERVICE		Total 3490	135,619,635.00	Other Receivables	2,678.00
Principal Payments	139,225.00	Land Area 9.65 Sq. Miles		Total	1,724,049.36
Interest Payments	229,638.40	Net Valuation Taxable-Municipal	137,774,457	LIABILITIES, RESERVES, AND SURPLUS	
DEFERRED CHARGES		Net Valuation Taxable-County	181,938,916	Cash Liabilities	318,138.07
SCHOOL, COUNTY, SPECIAL DISTRICT TAXES	3,891,277.26	State Equalized Valuation	178,402,109	Reserves for Receivables	289,792.20
RESERVE FOR UNCOLLECTED TAXES	616,577.14	State Equalization Ratio	76.95	Surplus Dec. 31, 1983	1,116,119.09
EXPENDITURES				Total	1,724,049.36
TOTAL	6,700,612.60				

1411
Population 1980 9,359
Population 1983 10,225
S & P Rating
Moody Rating AA1

General Tax Rate Per \$100. 2.29
State Equalized Tax Rate 1.58

FLORHAM PARK BOROUGH - MORRIS CO.
Form of Government:
Borough Council
Number of Members on Governing Body - 6

PER CAPITA:
Gross Debt 502.39
Net Debt 323.37
Debt Service 69.94
Total Tax Levy 977.92
Municipal Expenditures 380.14
PER CENT:
Gross Debt .96
Net Debt .62
Tax Levy Collected 98.92
Tax Levy Cancelled, Abated or Adjusted .33

EXPENDITURES		REVENUES-REALIZED		1983 PROPERTY TAX	
GENERAL GOVERNMENT				STATE EQUALIZED TAX RATE →	
Governing Body & Public Boards		1983 Property Taxes Collected	9,852,721.64	Local District School Taxes .50	3,000,000.00
Municipal Clerk		1983 Payments in Lieu of Taxes		Regional & Consolidated School Tax .40	2,418,828.71
Financial Administration	78,226.00	Delinquent Tax & Lien Collections	183,378.90	School Taxes in Municipal Budget	
Assessment of Taxes	35,464.79	Business Personalty Replacement Taxes	229,767.60	County Taxes .40	2,396,608.35
Collection of Taxes	3,100.00	Taxes from Public Utilities	779,842.43	County Library Taxes	
Planning, Housing & Development	30,641.00	Other Miscellaneous Tax Revenues		Local Municipal Purpose Taxes .27	1,645,994.55
Human Resources	3,000.00	State Aid Revenues	93,126.85	Veteran & Senior Citizen Taxes	56,450.00
Elections	2,800.00	Federal Aid Revenues		Total Taxes for Rate Computation 1.57	9,517,881.61
General Administration (other)	478,919.21	State and Local Fiscal Assistance Act Utilized	90,960.00	Special District Taxes	
JUDICIARY		Sale of Acquired Property		Bank Corp. Taxes	55,397.11
Municipal Courts	29,457.00	Other Miscellaneous Revenues	390,652.45	Added and Omitted Taxes	482,430.02
PUBLIC SAFETY		Total	11,620,449.87	Total Taxes Levied - ABSTRACT	9,999,258.74
Fire Protection	54,449.30	Prior Years Surplus Appropriated	680,000.00	Total Taxes Billed	9,959,900.46
Police Protection	721,006.00	REVENUES TOTAL	12,300,449.87	1983 TAXES COLLECTED	9,852,721.64
Civil Defense & Disaster Control	2,500.00	Reserve For Uncollected Taxes	378,929.42	1983 Taxes Cancelled, Abated or Adjusted	32,921.53
Environmental Inspection & Control	41,698.00	CAPITAL OUTLAY TOTAL	206,214.31	Transfer to Tax Title Liens or Foreclosed	8,470.84
Other Public Safety				Balance Outstanding Dec. 31, 1983	65,780.45
PUBLIC WORKS				PRIOR YEARS TAXES OUTSTANDING	
Streets and Drainage	312,637.00	Public Enterprises	46,019.68	Balance January 1, 1983	170,045.48
Sewers and Sewage Processing	90,000.00	Recreation—Culture	1,469.47	Collected in 1983	166,001.02
Garbage and Trash Disposal	86,032.00	Public Works	155,534.97	Cancelled, Abated or Adjusted 1983	
Public Buildings and Grounds	143,771.00	Buildings and Grounds	423.34	Transfers to Tax Title Liens or Foreclosed	3,181.18
Other Public Works	54,100.00	Library and Education	2,766.85	Balance December 31, 1983	863.28
HEALTH and WELFARE		Conservation		TAX TITLE LIENS OUTSTANDING	
Health Services Except Environmental	22,106.00	All Other		Balance January 1, 1983	11,035.16
Welfare-Public Assistance	2,100.00			Transfer From Taxes	11,658.02
Hospitals, Clinics, First Aid				Redeemed in 1983	17,377.88
Animal, Insect, & Rodent Control	2,200.00			Cancelled, Abated or Adjusted (1983)	
Other Welfare Services				Transfers to Foreclosed Property	
RECREATION and CONSERVATION				Balance December 31, 1983	5,315.30
Beaches and Boardwalks				PROPERTY ACQUIRED BY DEED OR FORECLOSURE	
Parks, Playgrounds, Shade Trees	5,000.00			Balance January 1, 1983	13,140.00
Land Reclamation & Conservation				Transfers From Taxes or Liens	
Other Recreational Services	125,679.58			Sale for Cash (1983)	
EDUCATION (excluding schools)				Cancelled, Abated or Adjusted (1983)	
Libraries	136,754.00			Balance December 31, 1983	13,140.00
Other Educational Services				CURRENT FINANCES DECEMBER 31, 1983	
STATUTORY EXPENDITURES				ASSETS	
Pensions & F. I. C. A.	205,253.00			Cash Dec. 31, 1983	1,668,614.25
Employee Fringe Benefits	116,313.00			Taxes Receivable	66,643.73
Other Statutory Expenditures	9,649.00			Tax Title Liens	5,315.30
CETA And Other Public Employment Programs				Foreclosed Property	13,140.00
MUNICIPAL FUNCTIONS TOTAL	2,792,855.88			Emergencies & Other Deferred Charges	
CAPITAL IMPROVEMENTS *MEMO*	5,000.00			State and Federal Aid Receivable	14,931.63
DEBT SERVICE				Other Receivables	8,635.00
Principal Payments	265,639.00			Total	1,777,279.91
Interest Payments	449,491.44			LIABILITIES, RESERVES, AND SURPLUS	
DEFERRED CHARGES				Cash Liabilities	535,850.67
SCHOOL, COUNTY, SPECIAL DISTRICT TAXES	7,815,437.06			Reserves for Receivables	93,734.03
RESERVE FOR UNCOLLECTED TAXES	378,929.42			Surplus Dec. 31, 1983	1,147,695.21
EXPENDITURES TOTAL	11,702,352.80			Total	1,777,279.91

0110

Population 1980 1,892
 Population 1983 1,932
 S & P Rating
 Moody Rating

General Tax Rate Per \$100.
 5.99
 State Equalized Tax Rate
 1.83

FOLSOM BOROUGH – ATLANTIC COUNTY

Form of Government:

Borough Council

Number of Members on Governing Body – 6

PER CAPITA:

Gross Debt 293.40
 Net Debt 272.70
 Debt Service 61.74
 Total Tax Levy 530.31
 Municipal Expenditures 261.23

PER CENT:

Gross Debt 1.28
 Net Debt 1.19
 Tax Levy Collected 93.15
 Tax Levy Cancelled, Abated
 or Adjusted

EXPENDITURES		REVENUES-REALIZED		1983 PROPERTY TAX	
GENERAL GOVERNMENT				STATE EQUALIZED TAX RATE $\frac{1.15}{1.83}$	
Governing Body & Public Boards		1983 Property Taxes Collected	955,190.15	Local District School Taxes	646,006.75
Municipal Clerk		1983 Payments in Lieu of Taxes		Regional & Consolidated School Tax	
Financial Administration	9,800.00	Delinquent Tax & Lien Collections	87,173.12	School Taxes in Municipal Budget	
Assessment of Taxes	6,850.00	Business Personalty Replacement Taxes	22,272.56	County Taxes	* 196,468.34
Collection of Taxes	10,950.00	Taxes from Public Utilities	140,882.00	County Library Taxes	.02 10,310.95
Planning, Housing & Development	4,150.00	Other Miscellaneous Tax Revenues		Local Municipal Purpose Taxes	.30 169,024.23
Human Resources	3,750.00	State Aid Revenues	13,651.37	Veteran & Senior Citizen Taxes	21,100.00
Elections		Federal Aid Revenues		Total Taxes for Rate Computation	1.82 1,042,910.27
General Administration (other)	74,525.00	State and Local Fiscal Assistance Act Utilized	13,592.00	Special District Taxes	
JUDICIARY		Sale of Acquired Property	5,000.00	Bank Corp. Taxes	
Municipal Courts	11,500.00	Other Miscellaneous Revenues	60,064.07	Added and Omitted Taxes	2,752.89
PUBLIC SAFETY		Total	1,297,825.27	Total Taxes Levied - ABSTRACT	1,024,563.16
Fire Protection	17,500.00	Prior Years Surplus Appropriated	80,000.00	Total Taxes Billed	1,025,463.43
Police Protection	3,200.00	REVENUES TOTAL	1,377,825.27	1983 TAXES COLLECTED	955,190.15
Civil Defense & Disaster Control	500.00	Reserve For Uncollected Taxes	84,456.74	1983 Taxes Cancelled, Abated or Adjusted	
Environmental Inspection & Control	7,350.00	CAPITAL OUTLAY TOTAL	29,697.20	Transfer to Tax Title Liens or Foreclosed	4,906.87
Other Public Safety		Public Enterprises		Balance Outstanding Dec. 31, 1983	65,366.41
PUBLIC WORKS		Recreation—Culture	18,885.18	PRIOR YEARS TAXES OUTSTANDING	
Streets and Drainage	31,795.00	Public Works	10,812.02	Balance January 1, 1983	104,938.85
Sewers and Sewage Processing		Buildings and Grounds		Collected in 1983	82,282.73
Garbage and Trash Disposal	52,500.00	Library and Education		Cancelled, Abated or Adjusted 1983	135.45
Public Buildings and Grounds	9,500.00	Conservation		Transfers to Tax Title Liens or Foreclosed	1,750.26
Other Public Works		All Other		Balance December 31, 1983	20,770.41
HEALTH and WELFARE		CAPITAL DEBT AUTHORIZED, DECEMBER 31, 1983		TAX TITLE LIENS OUTSTANDING	
Health Services Except Environmental	300.00	ISSUED AND UNISSUED		Balance January 1, 1983	8,886.22
Welfare-Public Assistance	950.00	School	40,000	Transfer From Taxes	6,964.29
Hospitals, Clinics, First Aid	500.00	Self-liquidating		Redeemed in 1983	4,890.39
Animal, Insect, & Rodent Control	1,100.00	Other	526,847	Cancelled, Abated or Adjusted (1983)	
Other Welfare Services		Total	566,847	Transfers to Foreclosed Property	
RECREATION and CONSERVATION		ISSUED AND OUTSTANDING		Balance December 31, 1983	10,960.12
Beaches and Boardwalks		School	40,000.00	PROPERTY ACQUIRED BY DEED OR	
Parks, Playgrounds, Shade Trees	10,000.00	Self-Liquidating		FORECLOSURE	
Land Reclamation & Conservation	100.00	Other	485,000.00	Balance January 1, 1983	21,477.00
Other Recreational Services		Total	525,000.00	Transfers From Taxes or Liens	
EDUCATION (excluding schools)		EQUALIZED VALUATION BASIS		Sale for Cash (1983)	5,000.00
Libraries		FOR NET DEBT COMPUTATION	44,325,203	Cancelled, Abated or Adjusted (1983)	
Other Educational Services		REAL PROPERTY VALUATIONS		Balance December 31, 1983	16,477.00
STATUTORY EXPENDITURES		Code Class # of Parcels % VAL'N		CURRENT FINANCES DECEMBER 31, 1983	
Pensions & F. I. C. A.	10,184.29	1 Vacant Land 649 9.23	1,513,005.00	ASSETS	
Employee Fringe Benefits		2 Residential 602 68.30	11,194,815.00	Cash Dec. 31, 1983	425,940.42
Other Statutory Expenditures	1,700.00	3 Farm 44 1.29	211,000.00	Taxes Receivable	86,136.82
CETA and Other Public Employment Programs		4a Commercial 38 6.35	1,040,600.00	Tax Title Liens	10,960.12
MUNICIPAL FUNCTIONS		4b Industrial 11 14.84	2,431,910.00	Foreclosed Property	16,477.00
CAPITAL IMPROVEMENTS	*MEMO*	4c Apartments		Emergencies & Other Deferred Charges	499.18
DEBT SERVICE		Total	16,391,330.00	State and Federal Aid Receivable	4,754.60
Principal Payments	54,999.00	Land Area 8.40 Sq. Miles		Other Receivables	12,447.86
Interest Payments	64,273.87	Net Valuation Taxable-Municipal	17,073,630	Total	557,216.00
DEFERRED CHARGES	32,258.53	Net Valuation Taxable-County	41,521,880	LIABILITIES, RESERVES, AND SURPLUS	
SCHOOL, COUNTY, SPECIAL DISTRICT TAXES	852,786.04	State Equalized Valuation	54,442,644	Cash Liabilities	250,718.99
RESERVE FOR UNCOLLECTED TAXES	84,456.74	State Equalization Ratio	30.49	Reserves for Receivables	126,021.80
EXPENDITURES TOTAL	1,357,478.47			Surplus Dec. 31, 1983	180,475.21
				Total	557,216.00

0219
Population 1980 32,449
Population 1983 32,730
S & P Rating AAA
Moody Rating AAA

General Tax Rate Per \$100. 2.33
State Equalized Tax Rate 1.85

FORT LEE BOROUGH – BERGEN COUNTY
Form of Government:
Borough Council
Number of Members on Governing Body – 6

PER CAPITA:
Gross Debt 733.18
Net Debt 400.03
Debt Service 58.75
Total Tax Levy 768.21
Municipal Expenditures 425.11
PER CENT:
Gross Debt 2.01
Net Debt 1.10
Tax Levy Collected 95.35
Tax Levy Cancelled, Abated or Adjusted .77

EXPENDITURES		REVENUES-REALIZED		1983 PROPERTY TAX	
GENERAL GOVERNMENT				STATE EQUALIZED TAX RATE →	
Governing Body & Public Boards	44,456.00	1983 Property Taxes Collected	23,945,251.32	Local District School Taxes .81	11,025,353.16
Municipal Clerk	94,833.00	1983 Payments in Lieu of Taxes	93,670.21	Regional & Consolidated School Tax	
Financial Administration	36,150.00	Delinquent Tax & Lien Collections	756,789.95	School Taxes in Municipal Budget	
Assessment of Taxes	80,571.00	Business Personalty Replacement Taxes	147,976.44	County Taxes .33	4,523,807.81
Collection of Taxes	114,638.54	Taxes from Public Utilities	1,163,044.00	County Library Taxes	
Planning, Housing & Development	9,369.00	Other Miscellaneous Tax Revenues		Local Municipal Purpose Taxes .70	9,470,163.42
Human Resources		State Aid Revenues	341,162.71	Veteran & Senior Citizen Taxes	183,850.00
Elections	4,530.00	Federal Aid Revenues	220,625.00	Total Taxes for Rate Computation 1.84	25,203,174.39
General Administration (other)	968,672.50	State and Local Fiscal Assistance Act Utilized		Special District Taxes	
JUDICIARY		Sale of Acquired Property	1,701,223.03	Bank Corp. Taxes	47,152.78
Municipal Courts	217,534.00	Other Miscellaneous Revenues	28,369,742.66	Added and Omitted Taxes	76,950.97
PUBLIC SAFETY		Total	29,014,742.66	Total Taxes Levied - ABSTRACT	25,143,428.14
Fire Protection	801,039.00	Prior Years Surplus Appropriated	645,000.00	Total Taxes Billed	25,114,124.59
Police Protection	2,882,532.60	REVENUES TOTAL	29,014,742.66	1983 TAXES COLLECTED	23,945,251.32
Civil Defense & Disaster Control		Reserve For Uncollected Taxes	1,444,706.00	1983 Taxes Cancelled, Abated or Adjusted	194,374.39
Environmental Inspection & Control	172,361.00	CAPITAL OUTLAY TOTAL	4,972,658.69	Transfer to Tax Title Liens or Foreclosed	358.82
Other Public Safety		Public Enterprises		Balance Outstanding Dec. 31, 1983	974,140.06
PUBLIC WORKS		Recreation—Culture		PRIOR YEARS TAXES OUTSTANDING	
Streets and Drainage	617,019.00	Public Works	4,719,014.76	Balance January 1, 1983	1,844,955.58
Sewers and Sewage Processing	1,257,440.00	Buildings and Grounds	253,643.93	Collected in 1983	756,789.95
Garbage and Trash Disposal	387,500.00	Library and Education		Cancelled, Abated or Adjusted 1983	95,431.61
Public Buildings and Grounds	155,906.00	Conservation		Transfers to Tax Title Liens or Foreclosed	
Other Public Works	179,105.00	All Other		Balance December 31, 1983	992,734.02
HEALTH and WELFARE		CAPITAL DEBT AUTHORIZED, DECEMBER 31, 1983		TAX TITLE LIENS OUTSTANDING	
Health Services Except Environmental	207,343.00	ISSUED AND UNISSUED		Balance January 1, 1983	2,093.06
Welfare-Public Assistance	51,098.00	School	8,904,000	Transfer From Taxes	358.82
Hospitals, Clinics, First Aid		Self-liquidating	15,093,037	Redeemed in 1983	
Animal, Insect, & Rodent Control		Other	23,997,037	Cancelled, Abated or Adjusted (1983)	
Other Welfare Services		Total	23,997,037	Transfers to Foreclosed Property	
RECREATION and CONSERVATION		ISSUED AND OUTSTANDING		Balance December 31, 1983	2,451.88
Beaches and Boardwalks		School	8,904,000.00	PROPERTY ACQUIRED BY DEED OR FORECLOSURE	
Parks, Playgrounds, Shade Trees	351,239.00	Self-liquidating	15,079,000.00	Balance January 1, 1983	8,220.00
Land Reclamation & Conservation		Other	23,983,000.00	Transfers From Taxes or Liens	
Other Recreational Services	193,418.00	Total		Sale for Cash (1983)	
EDUCATION (excluding schools)		EQUALIZED VALUATION BASIS		Cancelled, Abated or Adjusted (1983)	
Libraries	391,334.00	FOR NET DEBT COMPUTATION	1,195,502,597	Balance December 31, 1983	8,220.00
Other Educational Services		REAL PROPERTY VALUATIONS		CURRENT FINANCES DECEMBER 31, 1983	
STATUTORY EXPENDITURES		Code Class # of Parcels % VAL'N		ASSETS	
Pensions & F. I. C. A.	768,210.00	1 Vacant Land 265 2.59	27,520,400.00	Cash Dec. 31, 1983	2,250,700.00
Employee Fringe Benefits	401,800.00	2 Residential 4244 33.96	361,268,500.00	Taxes Receivable	1,966,874.08
Other Statutory Expenditures	1,000.00	3 Farm		Tax Title Liens	2,451.88
CETA And Other Public Employment Programs		4a Commercial 308 18.46	196,361,432.00	Foreclosed Property	8,220.00
MUNICIPAL FUNCTIONS TOTAL	10,389,098.64	4b Industrial 16 .93	9,868,800.00	Emergencies & Other Deferred Charges	56,631.04
CAPITAL IMPROVEMENTS *MEMO*	260,000.00	4c Apartments 101 44.07	468,845,800.00	State and Federal Aid Receivable	3,699.50
DEBT SERVICE		Total 4934	1,063,864,932.00	Other Receivables	63,448.89
Principal Payments	1,116,000.00	Land Area 2.50 Sq. Miles		Total	4,352,025.39
Interest Payments	807,044.90	Net Valuation Taxable-Municipal	1,074,556,807	LIABILITIES, RESERVES, AND SURPLUS	
DEFERRED CHARGES	157,023.27	Net Valuation Taxable-County	1,261,363,084	Cash Liabilities	1,481,681.05
SCHOOL, COUNTY, SPECIAL DISTRICT TAXES	15,549,160.97	State Equalized Valuation	1,352,600,215	Reserves for Receivables	2,040,994.85
RESERVE FOR UNCOLLECTED TAXES	1,444,706.00	State Equalization Ratio	79.28	Surplus Dec. 31, 1983	829,349.49
EXPENDITURES TOTAL	29,463,033.78			Total	4,352,025.39

1905
Population 1980 4,654
Population 1983 4,967
S & P Rating
Moody Rating

General Tax Rate Per \$100. 2.82
State Equalized Tax Rate 2.57

FRANKFORD TOWNSHIP – SUSSEX CO.
Form of Government:
Township Committee
Number of Members on Governing Body – 3

PER CAPITA:
Gross Debt 207.30
Net Debt
Debt Service
Total Tax Levy 718.37
Municipal Expenditures 270.17
PER CENT:
Gross Debt .80
Net Debt
Tax Levy Collected 89.34
Tax Levy Cancelled, Abated or Adjusted .20

EXPENDITURES		REVENUES-REALIZED		1983 PROPERTY TAX	
GENERAL GOVERNMENT				STATE EQUALIZED TAX RATE 1.13	
Governing Body & Public Boards		1983 Property Taxes Collected	3,191,681.41	Local District School Taxes	1,562,866.00
Municipal Clerk		1983 Payments in Lieu of Taxes		Regional & Consolidated School Tax .55	768,442.77
Financial Administration	21,000.00	Delinquent Tax & Lien Collections	361,592.57	School Taxes in Municipal Budget	
Assessment of Taxes	20,000.00	Business Personalty Replacement Taxes	61,589.64	County Taxes .55	* 766,879.78
Collection of Taxes	32,000.00	Taxes from Public Utilities	286,507.00	County Library Taxes .03	44,967.25
Planning, Housing & Development	24,200.00	Other Miscellaneous Tax Revenues		Local Municipal Purpose Taxes .30	408,723.78
Human Resources		State Aid Revenues	31,987.97	Veteran & Senior Citizen Taxes	39,700.00
Elections		Federal Aid Revenues		Total Taxes for Rate Computation 2.56	3,591,579.58
General Administration (other)	139,725.00	State and Local Fiscal Assistance Act Utilized	35,762.22	Special District Taxes	
JUDICIARY		Sale of Acquired Property		Bank Corp. Taxes	2,805.72
Municipal Courts	25,000.00	Other Miscellaneous Revenues	202,477.62	Added and Omitted Taxes	13,461.90
PUBLIC SAFETY		Total	4,171,598.43	Total Taxes Levied - ABSTRACT	3,568,147.20
Fire Protection	39,400.00	Prior Years Surplus Appropriated	298,164.52	Total Taxes Billed	3,572,570.98
Police Protection	6,500.00	REVENUES TOTAL	4,469,762.95	1983 TAXES COLLECTED	3,191,681.41
Civil Defense & Disaster Control	1,200.00	Reserve For Uncollected Taxes	410,767.78	1983 Taxes Cancelled, Abated or Adjusted	7,228.82
Environmental Inspection & Control	18,500.00	CAPITAL OUTLAY TOTAL	236,617.03	Transfer to Tax Title Liens or Foreclosed	75,709.52
Other Public Safety				Balance Outstanding Dec. 31, 1983	297,951.23
PUBLIC WORKS				PRIOR YEARS TAXES OUTSTANDING	
Streets and Drainage	351,473.87	Public Enterprises		Balance January 1, 1983	301,390.83
Sewers and Sewage Processing		Recreation—Culture		Collected in 1983	279,113.88
Garbage and Trash Disposal	4,500.00	Public Works	233,840.73	Cancelled, Abated or Adjusted 1983	1,632.00
Public Buildings and Grounds	25,900.00	Buildings and Grounds	2,776.30	Transfers to Tax Title Liens or Foreclosed	13,247.42
Other Public Works	58,000.00	Library and Education		Balance December 31, 1983	7,397.53
HEALTH and WELFARE		Conservation		TAX TITLE LIENS OUTSTANDING	
Health Services Except Environmental *	24,400.00	All Other		Balance January 1, 1983	199,477.29
Welfare-Public Assistance	8,800.00	CAPITAL DEBT AUTHORIZED, DECEMBER 31, 1983		Transfer From Taxes	91,851.38
Hospitals, Clinics, First Aid	3,000.00	ISSUED AND UNISSUED GROSS DEBT		Redeemed in 1983	82,478.69
Animal, Insect, & Rodent Control	11,300.00	School	1,029,643	Cancelled, Abated or Adjusted (1983)	
Other Welfare Services		Self-liquidating		Transfers to Foreclosed Property	
RECREATION and CONSERVATION		Other		Balance December 31, 1983	208,849.98
Beaches and Boardwalks		Total	1,029,643	PROPERTY ACQUIRED BY DEED OR FORECLOSURE	
Parks, Playgrounds, Shade Trees				Balance January 1, 1983	700.00
Land Reclamation & Conservation				Transfers From Taxes or Liens	
Other Recreational Services	9,200.00			Sale for Cash (1983)	
EDUCATION (excluding schools)				Cancelled, Abated or Adjusted (1983)	
Libraries		ISSUED AND OUTSTANDING		Balance December 31, 1983	700.00
Other Educational Services		School	1,029,643.19	CURRENT FINANCES DECEMBER 31, 1983	
STATUTORY EXPENDITURES		Self-Liquidating		ASSETS	
Pensions & F. I. C. A.	37,000.00	Other		Cash Dec. 31, 1983	655,912.46
Employee Fringe Benefits	24,000.00	Total	1,029,643.19	Taxes Receivable	305,348.76
Other Statutory Expenditures	5,000.00			Tax Title Liens	208,849.98
CETA And Other Public Employment Programs	890,098.87	EQUALIZED VALUATION BASIS FOR NET DEBT COMPUTATION	128,604,592	Foreclosed Property	700.00
MUNICIPAL FUNCTIONS TOTAL	183,500.00	REAL PROPERTY VALUATIONS		Emergencies & Other Deferred Charges	18,385.30
CAPITAL IMPROVEMENTS *MEMO*		Code Class # of Parcels % VAL'N		State and Federal Aid Receivable	
DEBT SERVICE		1 Vacant Land 944 9.76	12,191,500.00	Other Receivables	100.00
Principal Payments		2 Residential 1697 72.13	90,139,599.00	Total	1,189,296.50
Interest Payments		3 Farm 514 10.64	13,303,250.00	LIABILITIES, RESERVES, AND SURPLUS	
		4a Commercial 85 7.00	8,747,550.00	Cash Liabilities	213,064.59
		4b Industrial 9 .41	511,700.00	Reserves for Receivables	514,998.74
		4c Apartments 1 .06	79,600.00	Surplus Dec. 31, 1983	461,233.17
		Total 3250	124,973,199.00	Total	1,189,296.50
DEFERRED CHARGES	41,045.43	Land Area 34.70 Sq. Miles			
SCHOOL, COUNTY, SPECIAL DISTRICT TAXES	3,143,155.80	Net Valuation Taxable-Municipal	126,330,147		
RESERVE FOR UNCOLLECTED TAXES	410,767.78	Net Valuation Taxable-County	133,243,344		
EXPENDITURES TOTAL	4,485,067.88	State Equalized Valuation	138,343,903		
		State Equalization Ratio	91.23		

1906
Population 1980 4,486
Population 1983 4,494
S & P Rating
Moody Rating

General Tax Rate Per \$100.
7.27
State Equalized Tax Rate
3.15

FRANKLIN BOROUGH – SUSSEX COUNTY
Form of Government:
Borough Council
Number of Members on Governing Body – 6

PER CAPITA:
Gross Debt 2,212.40
Net Debt 75.39
Debt Service 9.55
Total Tax Levy 577.31
Municipal Expenditures 350.67
PER CENT:
Gross Debt 12.98
Net Debt .44
Tax Levy Collected 95.65
Tax Levy Cancelled, Abated or Adjusted .23

EXPENDITURES		REVENUES-REALIZED		1983 PROPERTY TAX	
GENERAL GOVERNMENT				STATE EQUALIZED TAX RATE	
Governing Body & Public Boards		1983 Property Taxes Collected	2,464,815.45	Local District School Taxes 1.02	827,866.50
Municipal Clerk		1983 Payments in Lieu of Taxes		Regional & Consolidated School Tax 1.28	1,041,151.97
Financial Administration	31,808.00	Delinquent Tax & Lien Collections	108,459.98	School Taxes in Municipal Budget	
Assessment of Taxes	42,950.00	Business Personalty Replacement Taxes	68,315.80	County Taxes .57 *	464,099.55
Collection of Taxes	18,791.00	Taxes from Public Utilities	619,581.00	County Library Taxes .03	27,207.97
Planning, Housing & Development	27,290.00	Other Miscellaneous Tax Revenues		Local Municipal Purpose Taxes .25	204,499.08
Human Resources		State Aid Revenues	39,923.26	Veteran & Senior Citizen Taxes	56,200.00
Elections	1,365.00	Federal Aid Revenues		Total Taxes for Rate Computation 3.15	2,621,025.07
General Administration (other)	159,208.00	State and Local Fiscal Assistance Act Utilized	37,290.00	Special District Taxes	
JUDICIARY		Sale of Acquired Property		Bank Corp. Taxes	18,476.76
Municipal Courts	13,919.00	Other Miscellaneous Revenues	195,423.68	Added and Omitted Taxes	11,122.45
PUBLIC SAFETY		Total	3,533,815.17	Total Taxes Levied - ABSTRACT	2,594,424.28
Fire Protection	42,400.00	Prior Years Surplus Appropriated	337,500.00	Total Taxes Billed	2,576,929.77
Police Protection	263,942.00	REVENUES TOTAL	3,871,315.17	1983 TAXES COLLECTED	2,464,815.45
Civil Defense & Disaster Control	90.00	Reserve For Uncollected Taxes	186,405.80	1983 Taxes Cancelled, Abated or Adjusted	5,923.07
Environmental Inspection & Control	10,810.00	CAPITAL OUTLAY TOTAL	3,046,751.71	Transfer to Tax Title Liens or Foreclosed	1,454.01
Other Public Safety		Public Enterprises	2,916,523.71	Balance Outstanding Dec. 31, 1983	104,737.24
PUBLIC WORKS		Recreation—Culture		PRIOR YEARS TAXES OUTSTANDING	
Streets and Drainage	430,043.00	Public Works	41,000.00	Balance January 1, 1983	104,787.45
Sewers and Sewage Processing	5,000.00	Buildings and Grounds	89,228.00	Collected in 1983	103,514.68
Garbage and Trash Disposal	92,750.00	Library and Education		Cancelled, Abated or Adjusted 1983	
Public Buildings and Grounds	23,000.00	Conservation		Transfers to Tax Title Liens or Foreclosed	1,272.77
Other Public Works		All Other		Balance December 31, 1983	
HEALTH and WELFARE		CAPITAL DEBT AUTHORIZED, DECEMBER 31, 1983		TAX TITLE LIENS OUTSTANDING	
Health Services Except Environmental	14,706.00	ISSUED AND UNISSUED		Balance January 1, 1983	6,002.55
Welfare-Public Assistance	14,000.00	School	3,177,225	Balance December 31, 1983	2,868.62
Hospitals, Clinics, First Aid		Self-liquidating	6,426,509	Transfer From Taxes	4,945.30
Animal, Insect, & Rodent Control	470.00	Other	338,800	Redeemed in 1983	
Other Welfare Services		Total	9,942,534	Cancelled, Abated or Adjusted (1983)	
RECREATION and CONSERVATION		ISSUED AND OUTSTANDING		Transfers to Foreclosed Property	3,925.87
Beaches and Boardwalks		School	3,177,225.52	Balance December 31, 1983	
Parks, Playgrounds, Shade Trees	200.00	Self-Liquidating	6,423,299.00	PROPERTY ACQUIRED BY DEED OR	
Land Reclamation & Conservation	17,500.00	Other	338,800.00	FORECLOSURE	
Other Recreational Services		Total	9,939,324.52	Balance January 1, 1983	53,500.00
EDUCATION (excluding schools)		EQUALIZED VALUATION BASIS		Transfers From Taxes or Liens	
Libraries		FOR NET DEBT COMPUTATION	76,607,000	Sale for Cash (1983)	
Other Educational Services	200.00	REAL PROPERTY VALUATIONS		Cancelled, Abated or Adjusted (1983)	
STATUTORY EXPENDITURES		Code Class # of Parcels % VAL'N		Balance December 31, 1983	53,500.00
Pensions & F. I. C. A.	74,017.72	1 Vacant Land 167 3.43	1,180,025.00	CURRENT FINANCES DECEMBER 31, 1983	
Employee Fringe Benefits	33,762.00	2 Residential 1087 65.64	22,586,425.00	ASSETS	
Other Statutory Expenditures	9,504.00	3 Farm 41 1.55	530,600.00	Cash Dec. 31, 1983	814,434.27
CETA And Other Public Employment Programs		4a Commercial 121 23.03	7,924,800.00	Taxes Receivable	104,737.24
MUNICIPAL FUNCTIONS TOTAL	1,327,725.72	4b Industrial 6 4.33	1,488,900.00	Tax Title Liens	3,925.87
CAPITAL IMPROVEMENTS *MEMO*	8,000.00	4c Apartments 14 2.03	699,300.00	Foreclosed Property	53,500.00
DEBT SERVICE		Total 1436	34,410,050.00	Emergencies & Other Deferred Charges	35,000.00
Principal Payments	25,000.00	Land Area 4.40 Sq. Miles		State and Federal Aid Receivable	19,800.33
Interest Payments	17,940.00	Net Valuation Taxable-Municipal	35,293,085	Other Receivables	10,584.08
DEFERRED CHARGES	18,833.37	Net Valuation Taxable-County	80,335,343	Total	1,041,981.79
SCHOOL, COUNTY, SPECIAL DISTRICT TAXES	2,360,325.99	State Equalized Valuation	80,335,283	LIABILITIES, RESERVES, AND SURPLUS	
RESERVE FOR UNCOLLECTED TAXES	186,405.80	State Equalization Ratio	43.31	Cash Liabilities	305,729.90
EXPENDITURES TOTAL	3,936,230.88			Reserves for Receivables	172,747.19
				Surplus Dec. 31, 1983	563,504.70
				Total	1,041,981.79

0805

Population 1980 12,396
 Population 1983 13,101
 S & P Rating
 Moody Rating

General Tax Rate Per \$100.
 3.57
 State Equalized Tax Rate
 2.15

FRANKLIN TOWNSHIP – GLOUCESTER CO.

Form of Government:

Township Committee

Number of Members on Governing Body – 5

PER CAPITA:

Gross Debt 123.15
 Net Debt 48.23
 Debt Service 36.84
 Total Tax Levy 402.22
 Municipal Expenditures 247.45

PER CENT:

Gross Debt .78
 Net Debt .31
 Tax Levy Collected 87.11
 Tax Levy Cancelled, Abated
 or Adjusted .14

EXPENDITURES		REVENUES-REALIZED		1983 PROPERTY TAX	
GENERAL GOVERNMENT				STATE EQUALIZED TAX RATE	
Governing Body & Public Boards	15,000.00	1983 Property Taxes Collected		Local District School Taxes	.58
Municipal Clerk	32,506.69	1983 Payments in Lieu of Taxes		Regional & Consolidated School Tax	.63
Financial Administration	60,458.51	Delinquent Tax & Lien Collections		School Taxes in Municipal Budget	
Assessment of Taxes	48,681.89	Business Personalty Replacement Taxes		County Taxes	.58
Collection of Taxes	73,092.28	Taxes from Public Utilities		County Library Taxes	
Planning, Housing & Development	18,776.00	Other Miscellaneous Tax Revenues		Local Municipal Purpose Taxes	.36
Human Resources	13,123.83	State Aid Revenues		Veteran & Senior Citizen Taxes	
Elections	3,557.57	Federal Aid Revenues		Total Taxes for Rate Computation	2.15
General Administration (other)	225,017.25	State and Local Fiscal Assistance Act Utilized		Special District Taxes	
JUDICIARY		Sale of Acquired Property		Bank Corp. Taxes	
Municipal Courts	50,689.02	Other Miscellaneous Revenues		Added and Omitted Taxes	
PUBLIC SAFETY		Total		Total Taxes Levied - ABSTRACT	
Fire Protection	4,431.30	Prior Years Surplus Appropriated		Total Taxes Billed	
Police Protection	581,479.35	REVENUES TOTAL		1983 TAXES COLLECTED	
Civil Defense & Disaster Control	2,078.00	Reserve For Uncollected Taxes		1983 Taxes Cancelled, Abated or Adjusted	
Environmental Inspection & Control	58,754.01	CAPITAL OUTLAY TOTAL		Transfer to Tax Title Liens or Foreclosed	
Other Public Safety	16,499.60			Balance Outstanding Dec. 31, 1983	
PUBLIC WORKS				PRIOR YEARS TAXES OUTSTANDING	
Streets and Drainage	333,349.68	Public Enterprises		Balance January 1, 1983	
Sewers and Sewage Processing		Recreation—Culture		Collected in 1983	
Garbage and Trash Disposal	125,282.45	Public Works		Cancelled, Abated or Adjusted 1983	
Public Buildings and Grounds	56,998.00	Buildings and Grounds		Transfers to Tax Title Liens or Foreclosed	
Other Public Works	14,952.00	Library and Education		Balance December 31, 1983	
HEALTH and WELFARE		Conservation		TAX TITLE LIENS OUTSTANDING	
Health Services Except Environmental	2,111.00	All Other		Balance January 1, 1983	
Welfare-Public Assistance	7,742.20	CAPITAL DEBT AUTHORIZED, DECEMBER 31, 1983		Transfer From Taxes	
Hospitals, Clinics, First Aid		ISSUED AND UNISSUED GROSS DEBT		Redeemed in 1983	
Animal, Insect, & Rodent Control	14,190.86	School		Cancelled, Abated or Adjusted (1983)	
Other Welfare Services		Self-liquidating		Transfers to Foreclosed Property	
RECREATION and CONSERVATION		Other		Balance December 31, 1983	
Beaches and Boardwalks	63,688.77	Total		PROPERTY ACQUIRED BY DEED OR	
Parks, Playgrounds, Shade Trees	729.00	ISSUED AND OUTSTANDING		FORECLOSURE	
Land Reclamation & Conservation	56,850.00	School		Balance January 1, 1983	
Other Recreational Services		Self-Liquidating		Transfers From Taxes or Liens	
EDUCATION (excluding schools)		Other		Sale for Cash (1983)	
Libraries	45,526.93	Total		Cancelled, Abated or Adjusted (1983)	
Other Educational Services	10,188.00	EQUALIZED VALUATION BASIS		Balance December 31, 1983	
STATUTORY EXPENDITURES		FOR NET DEBT COMPUTATION		CURRENT FINANCES DECEMBER 31, 1983	
Pensions & F. I. C. A.	133,854.27	REAL PROPERTY VALUATIONS		ASSETS	
Employee Fringe Benefits	55,174.87	Code Class # of Parcels % VAL'N		Cash Dec. 31, 1983	
Other Statutory Expenditures	9,707.26	1 Vacant Land 2446 10.20		Taxes Receivable	
CETA And Other Public Employment Programs	2,134,510.59	2 Residential 3586 71.20		Tax Title Liens	
MUNICIPAL FUNCTIONS TOTAL	5,000.00	3 Farm 938 9.67		Foreclosed Property	
CAPITAL IMPROVEMENTS *MEMO*		4a Commercial 181 8.21		Emergencies & Other Deferred Charges	
DEBT SERVICE		4b Industrial 9 .72		State and Federal Aid Receivable	
Principal Payments	396,023.60	4c Apartments 7160		Other Receivables	
Interest Payments	86,613.31	Total		Total	
DEFERRED CHARGES	1,871.45	Land Area 56.47 Sq. Miles		LIABILITIES, RESERVES, AND SURPLUS	
SCHOOL, COUNTY, SPECIAL DISTRICT TAXES	4,360,819.00	Net Valuation Taxable-Municipal		Cash Liabilities	
RESERVE FOR UNCOLLECTED TAXES	622,802.66	Net Valuation Taxable-County		Reserves for Receivables	
EXPENDITURES TOTAL	7,602,640.61	State Equalized Valuation		Surplus Dec. 31, 1983	
		State Equalization Ratio		Total	

1010
Population 1980 2,294
Population 1983 2,387
S & P Rating
Moody Rating

General Tax Rate Per \$100.
1.89
State Equalized Tax Rate
2.01

FRANKLIN TOWNSHIP – HUNTERDON CO.
Form of Government:
Township Committee
Number of Members on Governing Body – 3

PER CAPITA:
Gross Debt 205.73
Net Debt
Debt Service
Total Tax Levy 971.97
Municipal Expenditures 264.50
PER CENT:
Gross Debt .55
Net Debt
Tax Levy Collected 93.50
Tax Levy Cancelled, Abated or Adjusted .78

EXPENDITURES		REVENUES-REALIZED		1983 PROPERTY TAX	
GENERAL GOVERNMENT				STATE EQUALIZED TAX RATE	
Governing Body & Public Boards		1983 Property Taxes Collected	2,166,622.64	Local District School Taxes .73	838,214.00
Municipal Clerk	11,000.00	1983 Payments in Lieu of Taxes		Regional & Consolidated School Tax .77	876,162.39
Financial Administration	10,285.00	Delinquent Tax & Lien Collections	124,217.10	School Taxes in Municipal Budget	
Assessment of Taxes	12,600.00	Business Personalty Replacement Taxes	53,401.64	County Taxes .42	477,992.14
Collection of Taxes	20,542.00	Taxes from Public Utilities	154,361.00	County Library Taxes .03	28,629.69
Planning, Housing & Development		Other Miscellaneous Tax Revenues		Local Municipal Purpose Taxes .07	75,455.96
Human Resources		State Aid Revenues	15,336.72	Veteran & Senior Citizen Taxes	22,850.00
Elections		Federal Aid Revenues		Total Taxes for Rate Computation 2.02	2,319,304.18
General Administration (other)	62,175.00	State and Local Fiscal Assistance Act Utilized	9,552.00	Special District Taxes	
JUDICIARY		Sale of Acquired Property		Bank Corp. Taxes	2,934.11
Municipal Courts	8,500.00	Other Miscellaneous Revenues	108,216.40	Added and Omitted Taxes	20,699.18
PUBLIC SAFETY		Total	2,631,707.50	Total Taxes Levied - ABSTRACT	2,320,087.47
Fire Protection	25,111.00	Prior Years Surplus Appropriated	100,000.00	Total Taxes Billed	2,317,262.47
Police Protection	65,255.00	REVENUES TOTAL	2,731,707.50	1983 TAXES COLLECTED	2,166,622.64
Civil Defense & Disaster Control	650.00	Reserve For Uncollected Taxes	210,282.39	1983 Taxes Cancelled, Abated or Adjusted	18,042.55
Environmental Inspection & Control	16,008.00			Transfer to Tax Title Liens or Foreclosed	5,600.07
Other Public Safety				Balance Outstanding Dec. 31, 1983	126,997.21
PUBLIC WORKS		CAPITAL OUTLAY TOTAL		PRIOR YEARS TAXES OUTSTANDING	
Streets and Drainage	114,100.00	Public Enterprises		Balance January 1, 1983	161,749.93
Sewers and Sewage Processing		Recreation—Culture		Collected in 1983	119,210.23
Garbage and Trash Disposal	9,700.00	Public Works		Cancelled, Abated or Adjusted 1983	36,056.62
Public Buildings and Grounds		Buildings and Grounds		Transfers to Tax Title Liens or Foreclosed	4,263.20
Other Public Works		Library and Education		Balance December 31, 1983	2,219.88
HEALTH and WELFARE		Conservation		TAX TITLE LIENS OUTSTANDING	
Health Services Except Environmental	5,385.00	All Other		Balance January 1, 1983	10,237.58
Welfare-Public Assistance	1,050.00			Transfer From Taxes	9,863.27
Hospitals, Clinics, First Aid		CAPITAL DEBT AUTHORIZED, DECEMBER 31, 1983		Redeemed in 1983	5,006.87
Animal, Insect, & Rodent Control	2,300.00	ISSUED AND UNISSUED GROSS DEBT		Cancelled, Abated or Adjusted (1983)	
Other Welfare Services		School 491,086		Transfers to Foreclosed Property	
RECREATION and CONSERVATION		Self-Liquidating		Balance December 31, 1983	15,093.98
Beaches and Boardwalks		Other		PROPERTY ACQUIRED BY DEED OR	
Parks, Playgrounds, Shade Trees	9,000.00	Total 491,086		FORECLOSURE	
Land Reclamation & Conservation	5,000.00	ISSUED AND OUTSTANDING		Balance January 1, 1983	
Other Recreational Services		School 491,086.40		Transfers From Taxes or Liens	
EDUCATION (excluding schools)		Self-Liquidating		Sale for Cash (1983)	
Libraries		Other		Cancelled, Abated or Adjusted (1983)	
Other Educational Services		Total 491,086.40		Balance December 31, 1983	
STATUTORY EXPENDITURES		EQUALIZED VALUATION BASIS		CURRENT FINANCES DECEMBER 31, 1983	
Pensions & F. I. C. A.	23,000.00	FOR NET DEBT COMPUTATION	88,752,488	ASSETS	
Employee Fringe Benefits	13,500.00	REAL PROPERTY VALUATIONS		Cash Dec. 31, 1983	677,157.46
Other Statutory Expenditures	500.00	Code Class # of Parcels % VAL'N	ASSESSED VALUATION	Taxes Receivable	129,217.09
CETA And Other Public Employment Programs		1 Vacant Land 188 4.83	4,860,540.00	Tax Title Liens	15,093.98
MUNICIPAL FUNCTIONS TOTAL	415,659.00	2 Residential 561 55.01	55,409,530.00	Foreclosed Property	
CAPITAL IMPROVEMENTS *MEMO*	20,000.00	3 Farm 607 29.39	29,598,815.00	Emergencies & Other Deferred Charges	16,200.00
DEBT SERVICE		4a Commercial 21 9.27	9,341,200.00	State and Federal Aid Receivable	
Principal Payments		4b Industrial 7 1.25	1,260,364.00	Other Receivables	12,495.73
Interest Payments		4c Apartments 2 .26	258,000.00	Total	850,164.26
DEFERRED CHARGES	5,424.85	Total 1386	100,729,249.00	LIABILITIES, RESERVES, AND SURPLUS	
SCHOOL, COUNTY, SPECIAL DISTRICT TAXES	2,220,998.22	Land Area 23.30 Sq. Miles		Cash Liabilities	544,663.94
RESERVE FOR UNCOLLECTED TAXES	210,282.39	Net Valuation Taxable-Municipal	121,511,288	Reserves for Receivables	156,806.80
EXPENDITURES TOTAL	2,852,364.46	Net Valuation Taxable-County	106,084,610	Surplus Dec. 31, 1983	148,693.52
		State Equalized Valuation	115,518,466	Total	850,164.26
		State Equalization Ratio	106.33		

1808
Population 1980 31,358
Population 1983 32,955
S & P Rating
Moody Rating A

General Tax Rate Per \$100.
3.02
State Equalized Tax Rate
2.61

FRANKLIN TOWNSHIP – SOMERSET CO.
Form of Government:
Council-Manager Plan D (OMCL 50)
Number of Members on Governing Body – 9

PER CAPITA:
Gross Debt 341.75
Net Debt 282.83
Debt Service 37.23
Total Tax Levy 792.13
Municipal Expenditures 322.04
PER CENT:
Gross Debt 1.32
Net Debt 1.10
Tax Levy Collected 97.28
Tax Levy Cancelled, Abated or Adjusted .38

EXPENDITURES		REVENUES-REALIZED		1983 PROPERTY TAX	
GENERAL GOVERNMENT		1983 Property Taxes Collected		STATE EQUALIZED TAX RATE	
Governing Body & Public Boards	47,100.00	1983 Payments in Lieu of Taxes		Local District School Taxes 1.68	
Municipal Clerk	74,133.00	Delinquent Tax & Lien Collections		Regional & Consolidated School Tax	
Financial Administration	132,493.00	Business Personalty Replacement Taxes		School Taxes in Municipal Budget	
Assessment of Taxes	172,900.00	Taxes from Public Utilities		County Taxes .48	
Collection of Taxes	74,706.00	Other Miscellaneous Tax Revenues		County Library Taxes	
Planning, Housing & Development	257,294.00	State Aid Revenues		Local Municipal Purpose Taxes .45	
Human Resources	1,000.00	Federal Aid Revenues		Veteran & Senior Citizen Taxes	
Elections	13,700.00	State and Local Fiscal Assistance Act Utilized		Total Taxes for Rate Computation 2.61	
General Administration (other)	1,331,982.00	Sale of Acquired Property		Special District Taxes	
JUDICIARY		Other Miscellaneous Revenues		Bank Corp. Taxes	
Municipal Courts		Total		Added and Omitted Taxes	
PUBLIC SAFETY		Prior Years Surplus Appropriated		Total Taxes Levied - ABSTRACT	
Fire Protection	113,065.00	REVENUES		Total Taxes Billed	
Police Protection	2,161,080.00	Reserve For Uncollected Taxes		1983 TAXES COLLECTED	
Civil Defense & Disaster Control	5,050.00	CAPITAL OUTLAY		1983 Taxes Cancelled, Abated or Adjusted	
Environmental Inspection & Control	207,224.00	Public Enterprises		Transfer to Tax Title Liens or Foreclosed	
Other Public Safety		Recreation—Culture		Balance Outstanding Dec. 31, 1983	
PUBLIC WORKS		Public Works		PRIOR YEARS TAXES OUTSTANDING	
Streets and Drainage	980,916.00	Buildings and Grounds		Balance January 1, 1983	
Sewers and Sewage Processing		Library and Education		Collected in 1983	
Garbage and Trash Disposal	257,981.00	Conservation		Cancelled, Abated or Adjusted 1983	
Public Buildings and Grounds	213,308.00	All Other		Transfers to Tax Title Liens or Foreclosed	
Other Public Works		CAPITAL DEBT AUTHORIZED, DECEMBER 31, 1983		Balance December 31, 1983	
HEALTH and WELFARE		ISSUED AND UNISSUED		TAX TITLE LIENS OUTSTANDING	
Health Services Except Environmental	162,747.50	GROSS DEBT		Balance January 1, 1983	
Welfare-Public Assistance	27,560.00	NET DEBT		Transfer From Taxes	
Hospitals, Clinics, First Aid		SCHOOL		Redeemed in 1983	
Animal, Insect, & Rodent Control		Self-Liquidating		Cancelled, Abated or Adjusted (1983)	
Other Welfare Services	7,234.13	Other		Transfers to Foreclosed Property	
RECREATION and CONSERVATION		Total		Balance December 31, 1983	
Beaches and Boardwalks	163,750.00	ISSUED AND OUTSTANDING		PROPERTY ACQUIRED BY DEED OR	
Parks, Playgrounds, Shade Trees		SCHOOL		FORECLOSURE	
Land Reclamation & Conservation	172,590.00	Self-Liquidating		Balance January 1, 1983	
Other Recreational Services		Other		Transfers From Taxes or Liens	
EDUCATION (excluding schools)		Total		Sale for Cash (1983)	
Libraries	296,753.00	EQUALIZED VALUATION BASIS		Cancelled, Abated or Adjusted (1983)	
Other Educational Services		FOR NET DEBT COMPUTATION		Balance December 31, 1983	
STATUTORY EXPENDITURES		REAL PROPERTY VALUATIONS		CURRENT FINANCES DECEMBER 31, 1983	
Pensions & F. I. C. A.	584,192.57	Code Class # of Parcels % VAL'N		ASSETS	
Employee Fringe Benefits	340,000.00	1 Vacant Land 1600 5.09		Cash Dec. 31, 1983	
Other Statutory Expenditures	18,000.00	2 Residential 7689 62.47		Taxes Receivable	
CETA And Other Public Employment Programs	7,821,759.20	3 Farm 550 2.17		Tax Title Liens	
MUNICIPAL FUNCTIONS		4a Commercial 263 12.01		Foreclosed Property	
CAPITAL IMPROVEMENTS		4b Industrial 100 13.43		Emergencies & Other Deferred Charges	
DEBT SERVICE		4c Apartments 21 4.83		State and Federal Aid Receivable	
Principal Payments	353,026.00	Total 10223		Other Receivables	
Interest Payments	873,918.10	Land Area 46.90 Sq. Miles		Total	
DEFERRED CHARGES		Net Valuation Taxable-Municipal		LIABILITIES, RESERVES, AND SURPLUS	
SCHOOL, COUNTY, SPECIAL DISTRICT TAXES	21,010,119.02	Net Valuation Taxable-County		Cash Liabilities	
RESERVE FOR UNCOLLECTED TAXES	1,475,158.08	State Equalized Valuation		Reserves for Receivables	
EXPENDITURES		State Equalization Ratio		Surplus Dec. 31, 1983	
TOTAL	31,622,979.18			Total	

2105
Population 1980 2,341
Population 1983 2,338
S & P Rating
Moody Rating

General Tax Rate Per \$100. 2.26
State Equalized Tax Rate 2.19

FRANKLIN TOWNSHIP – WARREN COUNTY
Form of Government:
Township Committee
Number of Members on Governing Body – 3

PER CAPITA:
Gross Debt 169.22
Net Debt
Debt Service
Total Tax Levy 516.69
Municipal Expenditures 187.72
PER CENT:
Gross Debt .78
Net Debt
Tax Levy Collected 90.68
Tax Levy Cancelled, Abated or Adjusted .10

EXPENDITURES		REVENUES-REALIZED		1983 PROPERTY TAX	
GENERAL GOVERNMENT				STATE EQUALIZED TAX RATE	
Governing Body & Public Boards		1983 Property Taxes Collected	1,096,731.10	Local District School Taxes .70	380,083.00
Municipal Clerk	12,240.00	1983 Payments in Lieu of Taxes		Regional & Consolidated School Tax .79	430,571.81
Financial Administration	10,483.44	Delinquent Tax & Lien Collections	106,328.51	School Taxes in Municipal Budget	
Assessment of Taxes	10,396.81	Business Personalty Replacement Taxes	67,476.00	County Taxes .65	* 353,995.91
Collection of Taxes	13,237.28	Taxes from Public Utilities	176,719.00	County Library Taxes .04	19,241.71
Planning, Housing & Development		Other Miscellaneous Tax Revenues		Local Municipal Purpose Taxes	
Human Resources		State Aid Revenues	13,786.20	Veteran & Senior Citizen Taxes	28,650.00
Elections		Federal Aid Revenues		Total Taxes for Rate Computation 2.18	1,212,542.43
General Administration (other)	81,227.67	State and Local Fiscal Assistance Act Utilized	22,251.67	Special District Taxes	
JUDICIARY		Sale of Acquired Property	227,258.44	Bank Corp. Taxes	528.52
Municipal Courts	12,176.41	Other Miscellaneous Revenues	227,258.44	Added and Omitted Taxes	23,605.67
PUBLIC SAFETY		Total	1,710,550.92	Total Taxes Levied - ABSTRACT	1,208,026.62
Fire Protection	15,000.00	Prior Years Surplus Appropriated	270,004.45	Total Taxes Billed	1,209,436.84
Police Protection	14,218.24	REVENUES TOTAL	1,960,555.37	1983 TAXES COLLECTED	1,096,731.10
Civil Defense & Disaster Control		Reserve For Uncollected Taxes	123,600.00	1983 Taxes Cancelled, Abated or Adjusted	1,229.35
Environmental Inspection & Control		CAPITAL OUTLAY TOTAL	12,454.52	Transfer to Tax Title Liens or Foreclosed	4,139.31
Other Public Safety				Balance Outstanding Dec. 31, 1983	107,337.08
PUBLIC WORKS				PRIOR YEARS TAXES OUTSTANDING	
Streets and Drainage	109,496.57	Public Enterprises		Balance January 1, 1983	92,258.17
Sewers and Sewage Processing		Recreation—Culture		Collected in 1983	86,778.17
Garbage and Trash Disposal	11,422.05	Public Works	12,454.52	Cancelled, Abated or Adjusted 1983	
Public Buildings and Grounds		Buildings and Grounds		Transfers to Tax Title Liens or Foreclosed	4,899.95
Other Public Works		Library and Education		Balance December 31, 1983	560.05
HEALTH AND WELFARE		Conservation		TAX TITLE LIENS OUTSTANDING	
Health Services Except Environmental	2,672.00	All Other		Balance January 1, 1983	36,488.99
Welfare-Public Assistance	312.42	CAPITAL DEBT AUTHORIZED, DECEMBER 31, 1983		Transfer From Taxes	9,774.18
Hospitals, Clinics, First Aid	100.00	ISSUED AND UNISSUED		Redeemed in 1983	19,550.34
Animal, Insect, & Rodent Control		School	395,633	Cancelled, Abated or Adjusted (1983)	
Other Welfare Services		Self-Liquidating		Transfers to Foreclosed Property	
RECREATION AND CONSERVATION		Other		Balance December 31, 1983	26,712.83
Beaches and Boardwalks		Total	395,633	PROPERTY ACQUIRED BY DEED OR FORECLOSURE	
Parks, Playgrounds, Shade Trees		ISSUED AND OUTSTANDING		Balance January 1, 1983	
Land Reclamation & Conservation		School	379,791.59	Transfers From Taxes or Liens	
Other Recreational Services	5,351.21	Self-Liquidating		Sale for Cash (1983)	
EDUCATION (excluding schools)		Other		Cancelled, Abated or Adjusted (1983)	
Libraries		Total	379,791.59	Balance December 31, 1983	
Other Educational Services		EQUALIZED VALUATION BASIS		CURRENT FINANCES DECEMBER 31, 1983	
STATUTORY EXPENDITURES		FOR NET DEBT COMPUTATION	50,984,829	ASSETS	
Pensions & F. I. C. A.	8,623.93	REAL PROPERTY VALUATIONS		Cash Dec. 31, 1983	2,065,700.91
Employee Fringe Benefits	7,841.08	Code Class # of Parcels % VAL'N	ASSESSED VALUATION	Taxes Receivable	107,917.13
Other Statutory Expenditures	500.00	1 Vacant Land 228 6.14	3,169,460.00	Tax Title Liens	26,712.83
CETA And Other Public Employment Programs		2 Residential 546 59.25	30,596,620.00	Foreclosed Property	
MUNICIPAL FUNCTIONS TOTAL	315,299.11	3 Farm 484 20.35	10,509,382.00	Emergencies & Other Deferred Charges	
CAPITAL IMPROVEMENTS *MEMO*	125,000.00	4a Commercial 53 11.57	5,973,095.00	State and Federal Aid Receivable	
DEBT SERVICE		4b Industrial 12 2.42	1,251,455.00	Other Receivables	
Principal Payments		4c Apartments 2 .27	140,970.00	Total	2,200,330.87
Interest Payments		Total 1325	51,640,982.00	LIABILITIES, RESERVES, AND SURPLUS	
DEFERRED CHARGES		Land Area 24.10 Sq. Miles		Cash Liabilities	891,828.03
SCHOOL, COUNTY, SPECIAL DISTRICT TAXES	1,183,892.43	Net Valuation Taxable-Municipal	52,477,035	Reserves for Receivables	134,629.96
RESERVE FOR UNCOLLECTED TAXES	123,600.00	Net Valuation Taxable-County	55,091,213	Surplus Dec. 31, 1983	1,173,872.88
EXPENDITURES TOTAL	1,622,791.54	State Equalized Valuation	54,228,467	Total	2,200,330.87
		State Equalization Ratio	96.72		

0220

Population 1980 8,769
Population 1983 9,241
S & P Rating
Moody Rating

General Tax Rate Per \$100.
2.21
State Equalized Tax Rate
1.69

FRANKLIN LAKES BOROUGH – BERGEN CO.

Form of Government:

Borough Council

Number of Members on Governing Body – 6

PER CAPITA:

Gross Debt 454.90
Net Debt 49.28
Debt Service 7.72
Total Tax Levy 1,260.24
Municipal Expenditures 332.47

PER CENT:

Gross Debt .71
Net Debt .08
Tax Levy Collected 96.13
Tax Levy Cancelled, Abated
or Adjusted .17

EXPENDITURES		REVENUES-REALIZED		1983 PROPERTY TAX	
GENERAL GOVERNMENT				STATE EQUALIZED TAX RATE .60	
Governing Body & Public Boards		1983 Property Taxes Collected	10,837,132.55	Local District School Taxes	3,927,384.90
Municipal Clerk		1983 Payments in Lieu of Taxes		Regional & Consolidated School Tax	3,845,815.93
Financial Administration		Delinquent Tax & Lien Collections	397,601.19	School Taxes in Municipal Budget	
Assessment of Taxes	24,735.00	Business Personalty Replacement Taxes	74,211.56	County Taxes	2,294,589.88
Collection of Taxes	49,597.64	Taxes from Public Utilities	1,330,118.00	County Library Taxes	
Planning, Housing & Development	18,026.30	Other Miscellaneous Tax Revenues		Local Municipal Purpose Taxes	992,303.07
Human Resources		State Aid Revenues	53,493.14	Veteran & Senior Citizen Taxes	56,350.00
Elections	2,795.00	Federal Aid Revenues		Total Taxes for Rate Computation	11,116,443.78
General Administration (other)	412,186.83	State and Local Fiscal Assistance Act Utilized	33,480.00	Special District Taxes	370,000.00
JUDICIARY		Sale of Acquired Property		Bank Corp. Taxes	17,840.07
Municipal Courts	29,380.79	Other Miscellaneous Revenues	447,209.37	Added and Omitted Taxes	197,913.48
PUBLIC SAFETY		Total	13,173,245.81	Total Taxes Levied - ABSTRACT	11,645,847.33
Fire Protection	109,865.00	Prior Years Surplus Appropriated	439,000.00	Total Taxes Billed	11,273,767.16
Police Protection	795,516.69	REVENUES TOTAL	13,612,245.81	1983 TAXES COLLECTED	10,837,132.55
Civil Defense & Disaster Control		Reserve For Uncollected Taxes	565,903.70	1983 Taxes Cancelled, Abated or Adjusted	18,723.89
Environmental Inspection & Control	55,603.34	CAPITAL OUTLAY TOTAL	203,370.35	Transfer to Tax Title Liens or Foreclosed	
Other Public Safety				Balance Outstanding Dec. 31, 1983	417,910.72
PUBLIC WORKS				PRIOR YEARS TAXES OUTSTANDING	
Streets and Drainage	293,758.92	Public Enterprises		Balance January 1, 1983	389,062.94
Sewers and Sewage Processing		Recreation—Culture	175.00	Collected in 1983	381,892.45
Garbage and Trash Disposal		Public Works	90,768.41	Cancelled, Abated or Adjusted 1983	1,397.19
Public Buildings and Grounds	53,843.36	Buildings and Grounds	112,426.94	Transfers to Tax Title Liens or Foreclosed	
Other Public Works	42,300.00	Library and Education		Balance December 31, 1983	5,773.30
HEALTH and WELFARE		Conservation		TAX TITLE LIENS OUTSTANDING	
Health Services Except Environmental	43,878.82	All Other		Balance January 1, 1983	15,708.74
Welfare-Public Assistance	1,650.00	CAPITAL DEBT AUTHORIZED, DECEMBER 31, 1983		Transfer From Taxes	
Hospitals, Clinics, First Aid		ISSUED AND UNISSUED		Redeemed in 1983	15,708.74
Animal, Insect, & Rodent Control		School	3,748,298	Cancelled, Abated or Adjusted (1983)	
Other Welfare Services		Self-liquidating	455,425	Transfers to Foreclosed Property	
RECREATION and CONSERVATION		Other	455,425	Balance December 31, 1983	
Beaches and Boardwalks		Total	4,203,723	PROPERTY ACQUIRED BY DEED OR	
Parks, Playgrounds, Shade Trees	5,100.00	ISSUED AND OUTSTANDING		FORECLOSURE	
Land Reclamation & Conservation	1,500.00	School	2,548,298.46	Balance January 1, 1983	
Other Recreational Services	49,850.00	Self-Liquidating		Transfers From Taxes or Liens	
EDUCATION (excluding schools)		Other	289,000.00	Sale for Cash (1983)	
Libraries	162,029.37	Total	2,837,298.46	Cancelled, Abated or Adjusted (1983)	
Other Educational Services		EQUALIZED VALUATION BASIS		Balance December 31, 1983	
STATUTORY EXPENDITURES		FOR NET DEBT COMPUTATION	594,940,956	CURRENT FINANCES DECEMBER 31, 1983	
Pensions & F. I. C. A.	144,500.00	REAL PROPERTY VALUATIONS		ASSETS	
Employee Fringe Benefits		Code Class # of Parcels % VAL'N		Cash Dec. 31, 1983	1,431,453.54
Other Statutory Expenditures	7,700.00	1 Vacant Land 498 5.83	29,122,000.00	Taxes Receivable	423,684.02
CETA And Other Public Employment Programs		2 Residential 2716 82.23	410,753,400.00	Tax Title Liens	
MUNICIPAL FUNCTIONS TOTAL	2,303,817.06	3 Farm 45 .42	2,115,900.00	Foreclosed Property	
CAPITAL IMPROVEMENTS *MEMO*	145,000.00	4a Commercial 51 10.78	53,860,000.00	Emergencies & Other Deferred Charges	53,173.96
DEBT SERVICE		4b Industrial 16 .74	3,695,900.00	State and Federal Aid Receivable	3,567.19
Principal Payments	60,000.00	4c Apartments		Other Receivables	16,476.99
Interest Payments	11,342.51	Total 3326	499,547,200.00	Total	1,928,355.70
DEFERRED CHARGES		Land Area 9.80 Sq. Miles		LIABILITIES, RESERVES, AND SURPLUS	
SCHOOL, COUNTY, SPECIAL DISTRICT TAXES	131,282.74	Net Valuation Taxable-Municipal	501,169,850	Cash Liabilities	663,510.30
RESERVE FOR UNCOLLECTED TAXES	10,437,790.71	Net Valuation Taxable-County	626,019,851	Reserves for Receivables	440,161.01
EXPENDITURES TOTAL	13,510,136.72	State Equalized Valuation	656,594,723	Surplus Dec. 31, 1983	824,684.39
		State Equalization Ratio	76.27	Total	1,928,355.70

1907
Population 1980 2,281
Population 1983 2,343
S & P Rating
Moody Rating

General Tax Rate Per \$100. 6.89
State Equalized Tax Rate 2.50

FREDON TOWNSHIP – SUSSEX COUNTY
Form of Government:
Township Committee
Number of Members on Governing Body – 5

PER CAPITA:
Gross Debt 389.44
Net Debt 58.90
Debt Service 7.07
Total Tax Levy 759.28
Municipal Expenditures 222.13

PER CENT:
Gross Debt 1.40
Net Debt .21
Tax Levy Collected 93.41
Tax Levy Cancelled, Abated or Adjusted

EXPENDITURES		REVENUES-REALIZED		1983 PROPERTY TAX	
GENERAL GOVERNMENT				STATE EQUALIZED TAX RATE →	
Governing Body & Public Boards		1983 Property Taxes Collected	1,660,832.70	Local District School Taxes 1.01	716,862.50
Municipal Clerk		1983 Payments in Lieu of Taxes		Regional & Consolidated School Tax .89	629,910.60
Financial Administration	10,000.00	Delinquent Tax & Lien Collections	122,906.38	School Taxes in Municipal Budget	
Assessment of Taxes	7,500.00	Business Personalty Replacement Taxes	35,776.48	County Taxes .54	* 385,806.74
Collection of Taxes	6,800.00	Taxes from Public Utilities	173,386.00	County Library Taxes .03	22,650.53
Planning, Housing & Development	18,540.00	Other Miscellaneous Tax Revenues		Local Municipal Purpose Taxes .03	20,000.00
Human Resources		State Aid Revenues	12,015.42	Veteran & Senior Citizen Taxes	18,000.00
Elections	1,000.00	Federal Aid Revenues		Total Taxes for Rate Computation 2.50	1,793,230.37
General Administration (other)	63,025.00	State and Local Fiscal Assistance Act Utilized	9,564.00	Special District Taxes	
JUDICIARY		Sale of Acquired Property		Bank Corp. Taxes	1,061.27
Municipal Courts	13,700.00	Other Miscellaneous Revenues	79,926.22	Added and Omitted Taxes	2,712.94
PUBLIC SAFETY		Total	2,094,407.20	Total Taxes Levied - ABSTRACT	1,779,004.58
Fire Protection	17,050.00	Prior Years Surplus Appropriated	275,000.00	Total Taxes Billed	1,777,943.31
Police Protection	5,000.00	REVENUES TOTAL	2,369,407.20	1983 TAXES COLLECTED	1,660,832.70
Civil Defense & Disaster Control	750.00	Reserve For Uncollected Taxes	142,835.06	1983 Taxes Cancelled, Abated or Adjusted	
Environmental Inspection & Control	6,975.00	CAPITAL OUTLAY TOTAL		Transfer to Tax Title Liens or Foreclosed	
Other Public Safety		18,170.75		Balance Outstanding Dec. 31, 1983	117,110.61
PUBLIC WORKS				PRIOR YEARS TAXES OUTSTANDING	
Streets and Drainage	155,512.00	Public Enterprises		Balance January 1, 1983	122,884.69
Sewers and Sewage Processing		Recreation—Culture		Collected in 1983	119,049.31
Garbage and Trash Disposal		Public Works		Cancelled, Abated or Adjusted 1983	
Public Buildings and Grounds	11,500.00	Buildings and Grounds		Transfers to Tax Title Liens or Foreclosed	
Other Public Works		Library and Education		Balance December 31, 1983	3,835.38
HEALTH and WELFARE		Conservation		TAX TITLE LIENS OUTSTANDING	
Health Services Except Environmental	11,900.00	All Other		Balance January 1, 1983	4,090.32
Welfare-Public Assistance	2,100.00	CAPITAL DEBT AUTHORIZED, DECEMBER 31, 1983		Transfer From Taxes	
Hospitals, Clinics, First Aid				Redeemed in 1983	3,857.07
Animal, Insect, & Rodent Control	500.00	ISSUED AND UNISSUED GROSS DEBT NET DEBT		Cancelled, Abated or Adjusted (1983)	
Other Welfare Services		School 774,450		Transfers to Foreclosed Property	
RECREATION and CONSERVATION		Self-Liquidating 138,000		Balance December 31, 1983	233.25
Beaches and Boardwalks		Other 912,450		PROPERTY ACQUIRED BY DEED OR	
Parks, Playgrounds, Shade Trees		Total 138,000		FORECLOSURE	
Land Reclamation & Conservation				Balance January 1, 1983	2,500.00
Other Recreational Services	2,300.00	ISSUED AND OUTSTANDING		Transfers From Taxes or Liens	
EDUCATION (excluding schools)		School 47,000.00		Sale for Cash (1983)	
Libraries		Self-Liquidating 138,000.00		Cancelled, Abated or Adjusted (1983)	
Other Educational Services	3,300.00	Other 185,000.00		Balance December 31, 1983	2,500.00
STATUTORY EXPENDITURES		Total 65,341.030		CURRENT FINANCES DECEMBER 31, 1983	
Pensions & F. I. C. A.	17,500.00	EQUALIZED VALUATION BASIS		ASSETS	
Employee Fringe Benefits	4,500.00	FOR NET DEBT COMPUTATION		Cash Dec. 31, 1983	647,471.17
Other Statutory Expenditures	1,600.00	REAL PROPERTY VALUATIONS		Taxes Receivable	120,945.99
CETA And Other Public Employment Programs		Code Class # of Parcels % VAL'N		Tax Title Liens	233.25
MUNICIPAL FUNCTIONS TOTAL	361,052.00	1 Vacant Land 194 5.94		Foreclosed Property	2,500.00
CAPITAL IMPROVEMENTS *MEMO*	1,000.00	2 Residential 641 71.50		Emergencies & Other Deferred Charges	
DEBT SERVICE		3 Farm 269 16.79		State and Federal Aid Receivable	1,193.05
Principal Payments		4a Commercial 21 2.87		Other Receivables	2,984.92
Interest Payments	16,553.42	4b Industrial 5 2.90		Total	775,328.38
DEFERRED CHARGES		4c Apartments 1130		LIABILITIES, RESERVES, AND SURPLUS	
SCHOOL, COUNTY, SPECIAL DISTRICT TAXES	1,755,230.37	Total 18.00 Sq. Miles		Cash Liabilities	234,658.87
RESERVE FOR UNCOLLECTED TAXES	142,835.06	Net Valuation Taxable-Municipal		Reserves for Receivables	126,664.16
EXPENDITURES TOTAL	2,275,670.85	Net Valuation Taxable-County		Surplus Dec. 31, 1983	414,005.35
		State Equalized Valuation		Total	775,328.38
		State Equalization Ratio			

1315
Population 1980 10,020
Population 1983 10,103
S & P Rating
Moody Rating A

General Tax Rate Per \$100. 2.95
State Equalized Tax Rate 2.66

FREEHOLD BOROUGH – MONMOUTH CO.
Form of Government:
Borough Council
Number of Members on Governing Body – 6

PER CAPITA:
Gross Debt 555.46
Net Debt 137.93
Debt Service 16.54
Total Tax Levy 566.76
Municipal Expenditures 332.15

PER CENT:
Gross Debt 3.01
Net Debt .75
Tax Levy Collected 96.71
Tax Levy Cancelled, Abated or Adjusted

EXPENDITURES		REVENUES-REALIZED		1983 PROPERTY TAX	
GENERAL GOVERNMENT				STATE EQUALIZED TAX RATE	
Governing Body & Public Boards	250.00	1983 Property Taxes Collected	5,515,931.94	Local District School Taxes	.70 1,487,480.44
Municipal Clerk		1983 Payments in Lieu of Taxes	50,000.00	Regional & Consolidated School Tax	.66 1,418,160.03
Financial Administration	14,600.00	Delinquent Tax & Lien Collections	151,371.15	School Taxes in Municipal Budget	
Assessment of Taxes	16,885.00	Business Personalty Replacement Taxes	187,867.72	County Taxes	.52 1,108,578.60
Collection of Taxes	22,754.00	Taxes from Public Utilities	499,288.00	County Library Taxes	
Planning, Housing & Development	20,700.00	Other Miscellaneous Tax Revenues		Local Municipal Purpose Taxes	.78 1,659,953.18
Human Resources	550.00	State Aid Revenues	138,354.42	Veteran & Senior Citizen Taxes	81,750.00
Elections	2,900.00	Federal Aid Revenues		Total Taxes for Rate Computation	2.66 5,755,922.25
General Administration (other)	466,721.51	State and Local Fiscal Assistance Act Utilized	93,809.00	Special District Taxes	
JUDICIARY		Sale of Acquired Property		Bank Corp. Taxes	33,450.60
Municipal Courts	61,803.00	Other Miscellaneous Revenues	413,269.67	Added and Omitted Taxes	18,357.55
PUBLIC SAFETY		Total	7,049,891.90	Total Taxes Levied - ABSTRACT	5,725,980.40
Fire Protection	30,650.00	Prior Years Surplus Appropriated	376,000.00	Total Taxes Billed	5,703,473.83
Police Protection	820,612.00	REVENUES TOTAL	7,425,891.90	1983 TAXES COLLECTED	5,515,931.94
Civil Defense & Disaster Control		Reserve For Uncollected Taxes	217,398.13	1983 Taxes Cancelled, Abated or Adjusted	
Environmental Inspection & Control	46,096.00	CAPITAL OUTLAY TOTAL	32,454.05	Transfer to Tax Title Liens or Foreclosed	17,132.56
Other Public Safety				Balance Outstanding Dec. 31, 1983	170,409.33
PUBLIC WORKS				PRIOR YEARS TAXES OUTSTANDING	
Streets and Drainage	436,073.12	Public Enterprises	30,849.05	Balance January 1, 1983	147,530.92
Sewers and Sewage Processing		Recreation—Culture		Collected in 1983	142,210.04
Garbage and Trash Disposal	211,495.00	Public Works		Cancelled, Abated or Adjusted 1983	
Public Buildings and Grounds	228,419.00	Buildings and Grounds	1,605.00	Transfers to Tax Title Liens or Foreclosed	5,317.80
Other Public Works	600.00	Library and Education		Balance December 31, 1983	3.08
HEALTH and WELFARE		Conservation		TAX TITLE LIENS OUTSTANDING	
Health Services Except Environmental	40,819.00	All Other		Balance January 1, 1983	32,507.45
Welfare-Public Assistance	14,094.00	CAPITAL DEBT AUTHORIZED, DECEMBER 31, 1983		Transfer From Taxes	23,208.07
Hospitals, Clinics, First Aid	5,500.00	ISSUED AND UNISSUED		Redeemed in 1983	9,161.11
Animal, Insect, & Rodent Control		School	2,347,062	Cancelled, Abated or Adjusted (1983)	
Other Welfare Services		Self-liquidating	1,871,200	Transfers to Foreclosed Property	
RECREATION and CONSERVATION		Other	1,393,500	Balance December 31, 1983	46,554.41
Beaches and Boardwalks		Total	5,611,762	PROPERTY ACQUIRED BY DEED OR FORECLOSURE	
Parks, Playgrounds, Shade Trees	26,500.00	ISSUED AND OUTSTANDING		Balance January 1, 1983	141,300.00
Land Reclamation & Conservation		School	2,347,062.52	Transfers From Taxes or Liens	
Other Recreational Services	15,214.00	Self-Liquidating	1,335,000.00	Sale for Cash (1983)	
EDUCATION (excluding schools)		Other	839,000.00	Cancelled, Abated or Adjusted (1983)	
Libraries	67,022.00	Total	4,521,062.52	Balance December 31, 1983	141,300.00
Other Educational Services		EQUALIZED VALUATION BASIS		CURRENT FINANCES DECEMBER 31, 1983	
STATUTORY EXPENDITURES		FOR NET DEBT COMPUTATION	186,195,770	ASSETS	
Pensions & F. I. C. A.	232,320.62	REAL PROPERTY VALUATIONS		Cash Dec. 31, 1983	1,447,365.06
Employee Fringe Benefits	97,500.00	Code Class # of Parcels % VAL'N		Taxes Receivable	170,412.41
Other Statutory Expenditures	15,000.00	1 Vacant land 214 1.21	2,178,000.00	Tax Title Liens	46,554.41
CETA And Other Public Employment Programs		2 Residential 2584 71.42	129,088,315.00	Foreclosed Property	141,300.00
MUNICIPAL FUNCTIONS		3 Farm 2 .01	16,900.00	Emergencies & Other Deferred Charges	36,800.00
CAPITAL IMPROVEMENTS	*MEMO*	4a Commercial 201 14.99	27,100,350.00	State and Federal Aid Receivable	2,127.84
DEBT SERVICE		4b Industrial 6 8.39	15,169,000.00	Other Receivables	52,526.56
Principal Payments	80,000.00	4c Apartments 37 3.98	7,192,600.00	Total	1,897,086.28
Interest Payments	87,152.30	Total 3044	180,745,165.00	LIABILITIES, RESERVES, AND SURPLUS	
DEFERRED CHARGES		Land Area 1.90 Sq. Miles		Cash Liabilities	864,339.93
SCHOOL, COUNTY, SPECIAL DISTRICT TAXES	76,063.94	Net Valuation Taxable-Municipal	192,327,063	Reserves for Receivables	410,793.38
RESERVE FOR UNCOLLECTED TAXES	4,014,219.07	Net Valuation Taxable-County	206,448,755	Surplus Dec. 31, 1983	621,952.97
EXPENDITURES		State Equalized Valuation	212,023,720	Total	1,897,086.28
TOTAL	7,369,911.69	State Equalization Ratio	90.18		

1316
Population 1980 19,202
Population 1983 19,785
S & P Rating
Moody Rating A

General Tax Rate Per \$100.
2.59
State Equalized Tax Rate
2.49

FREEHOLD TOWNSHIP – MONMOUTH CO.
Form of Government:
Township Committee
Number of Members on Governing Body – 5

PER CAPITA:
Gross Debt 1,289.85
Net Debt 446.94
Debt Service 22.34
Total Tax Levy 745.08
Municipal Expenditures 344.90

PER CENT:
Gross Debt 4.89
Net Debt 1.69
Tax Levy Collected 98.28
Tax Levy Cancelled, Abated or Adjusted

EXPENDITURES		REVENUES-REALIZED		1983 PROPERTY TAX	
GENERAL GOVERNMENT				STATE EQUALIZED TAX RATE $\frac{1}{100}$	
Governing Body & Public Boards	5,300.00	1983 Property Taxes Collected		Local District School Taxes 1.13	6,417,611.90
Municipal Clerk	70,000.00	14,461,085.17		Regional & Consolidated School Tax .71	4,029,745.33
Financial Administration	34,200.00	1983 Payments in Lieu of Taxes		School Taxes in Municipal Budget	
Assessment of Taxes	84,500.00	Delinquent Tax & Lien Collections		County Taxes .54	3,055,812.48
Collection of Taxes	83,000.00	Business Personalty Replacement Taxes		County Library Taxes .02	115,433.75
Planning, Housing & Development	107,200.00	Taxes from Public Utilities		Local Municipal Purpose Taxes .09	516,400.00
Human Resources		Other Miscellaneous Tax Revenues		Veteran & Senior Citizen Taxes	97,600.00
Elections	8,000.00	State Aid Revenues		Total Taxes for Rate Computation 2.49	14,232,603.46
General Administration (other)	668,576.00	Federal Aid Revenues		Special District Taxes	384,275.00
JUDICIARY		State and Local Fiscal Assistance Act Utilized		Bank Corp. Taxes	23,828.38
Municipal Courts	89,000.00	Sale of Acquired Property		Added and Omitted Taxes	198,370.81
PUBLIC SAFETY		Other Miscellaneous Revenues		Total Taxes Levied - ABSTRACT	14,741,477.65
Fire Protection	91,300.00	Total		Total Taxes Billed	14,713,979.64
Police Protection	1,292,100.00	Prior Years Surplus Appropriated		1983 TAXES COLLECTED	14,461,085.17
Civil Defense & Disaster Control	3,000.00	REVENUES TOTAL		1983 Taxes Cancelled, Abated or Adjusted	
Environmental Inspection & Control	173,000.00	Reserve For Uncollected Taxes		Transfer to Tax Title Liens or Foreclosed	36,974.80
Other Public Safety		CAPITAL OUTLAY TOTAL		Balance Outstanding Dec. 31, 1983	215,919.67
PUBLIC WORKS				PRIOR YEARS TAXES OUTSTANDING	
Streets and Drainage	960,457.14	Public Enterprises		Balance January 1, 1983	365,810.36
Sewers and Sewage Processing	260,100.00	Recreation—Culture		Collected in 1983	315,660.71
Garbage and Trash Disposal	28,000.00	Public Works		Cancelled, Abated or Adjusted 1983	
Public Buildings and Grounds	219,600.00	Buildings and Grounds		Transfers to Tax Title Liens or Foreclosed	
Other Public Works		Library and Education		Balance December 31, 1983	50,149.65
HEALTH and WELFARE		Conservation		TAX TITLE LIENS OUTSTANDING	
Health Services Except Environmental	98,500.00	All Other		Balance January 1, 1983	177,602.94
Welfare-Public Assistance	9,500.00	CAPITAL DEBT AUTHORIZED, DECEMBER 31, 1983		Transfer From Taxes	36,974.80
Hospitals, Clinics, First Aid	25,000.00	ISSUED AND UNISSUED		Redeemed in 1983	
Animal, Insect, & Rodent Control		GROSS DEBT		Cancelled, Abated or Adjusted (1983)	
Other Welfare Services		NET DEBT		Transfers to Foreclosed Property	
RECREATION and CONSERVATION		SCHOOL		Balance December 31, 1983	214,577.74
Beaches and Boardwalks		Self-liquidating		PROPERTY ACQUIRED BY DEED OR FORECLOSURE	
Parks, Playgrounds, Shade Trees	56,800.00	Other		Balance January 1, 1983	140,000.00
Land Reclamation & Conservation	2,300.00	Total		Transfers From Taxes or Liens	
Other Recreational Services	350,300.00	ISSUED AND OUTSTANDING		Sale for Cash (1983)	
EDUCATION (excluding schools)		SCHOOL		Cancelled, Abated or Adjusted (1983)	
Libraries		Self-liquidating		Balance December 31, 1983	140,000.00
Other Educational Services	500.00	Other		CURRENT FINANCES DECEMBER 31, 1983	
STATUTORY EXPENDITURES		Total		ASSETS	
Pensions & F. I. C. A.	385,142.86	EQUALIZED VALUATION BASIS		Cash Dec. 31, 1983	10,317,219.40
Employee Fringe Benefits	175,000.00	FOR NET DEBT COMPUTATION		Taxes Receivable	266,069.32
Other Statutory Expenditures	5,000.00	REAL PROPERTY VALUATIONS		Tax Title Liens	214,577.74
CETA And Other Public Employment Programs		Code Class # of Parcels % VAL'N		Foreclosed Property	140,000.00
MUNICIPAL FUNCTIONS TOTAL	5,285,376.00	1 Vacant Land 953 3.81		Emergencies & Other Deferred Charges	97,000.00
CAPITAL IMPROVEMENTS *MEMO*	350,000.00	2 Residential 4606 71.05		State and Federal Aid Receivable	1,664.71
DEBT SERVICE		3 Farm 506 2.27		Other Receivables	152,653.44
Principal Payments	167,900.00	4a Commercial 215 15.37		Total	11,189,184.61
Interest Payments	274,169.33	4b Industrial 9 6.10		LIABILITIES, RESERVES, AND SURPLUS	
		4c Apartments 4 1.39		Cash Liabilities	7,331,925.69
		Total 6293		Reserves for Receivables	773,300.50
		Land Area 37.00 Sq. Miles		Surplus Dec. 31, 1983	3,083,958.42
DEFERRED CHARGES	236,987.68	Net Valuation Taxable-Municipal		Total	11,189,184.61
SCHOOL, COUNTY, SPECIAL DISTRICT TAXES	14,002,878.46	545,450,401			
RESERVE FOR UNCOLLECTED TAXES	859,400.00	Net Valuation Taxable-County			
EXPENDITURES TOTAL	20,826,711.47	568,473,389			
		State Equalized Valuation			
		565,607,981			
		State Equalization Ratio			
		96.24			

2106
 Population 1980 1,435
 Population 1983 1,515
 S & P Rating
 Moody Rating

General Tax Rate Per \$100. 2.92
 State Equalized Tax Rate 2.21

FRELINGHUYSEN TWP. - WARREN COUNTY
Form of Government:
Township Committee
Number of Members on Governing Body - 3

PER CAPITA:
 Gross Debt 146.09
 Net Debt 9.90
 Debt Service
 Total Tax Levy 694.39
 Municipal Expenditures 250.92

PER CENT:
 Gross Debt .49
 Net Debt .03
 Tax Levy Collected 90.36
 Tax Levy Cancelled, Abated or Adjusted

EXPENDITURES		REVENUES-REALIZED		1983 PROPERTY TAX	
GENERAL GOVERNMENT				STATE EQUALIZED TAX RATE	
Governing Body & Public Boards		1983 Property Taxes Collected	949,161.32	Local District School Taxes .79	373,120.00
Municipal Clerk		1983 Payments in Lieu of Taxes		Regional & Consolidated School Tax .74	347,152.16
Financial Administration	9,555.00	Delinquent Tax & Lien Collections	97,629.38	School Taxes in Municipal Budget	
Assessment of Taxes	7,170.77	Business Personalty Replacement Taxes	32,251.28	County Taxes .64 *	300,649.72
Collection of Taxes	8,599.11	Taxes from Public Utilities	105,730.00	County Library Taxes .03	16,445.07
Planning, Housing & Development	8,750.00	Other Miscellaneous Tax Revenues		Local Municipal Purpose Taxes	
Human Resources		State Aid Revenues	7,887.46	Veteran & Senior Citizen Taxes	13,250.00
Elections		Federal Aid Revenues		Total Taxes for Rate Computation 2.20	1,050,616.95
General Administration (other)	38,625.90	State and Local Fiscal Assistance Act Utilized	8,407.00	Special District Taxes	
JUDICIARY		Sale of Acquired Property		Bank Corp. Taxes	1,640.71
Municipal Courts		Other Miscellaneous Revenues	96,775.83	Added and Omitted Taxes	13,000.10
PUBLIC SAFETY		Total	1,297,842.27	Total Taxes Levied - ABSTRACT	1,052,007.76
Fire Protection	7,520.00	Prior Years Surplus Appropriated	150,000.00	Total Taxes Billed	1,050,367.05
Police Protection	1,000.00	REVENUES TOTAL	1,447,842.27	1983 TAXES COLLECTED	949,161.32
Civil Defense & Disaster Control		Reserve For Uncollected Taxes	134,525.19	1983 Taxes Cancelled, Abated or Adjusted	
Environmental Inspection & Control	4,587.00			Transfer to Tax Title Liens or Foreclosed	
Other Public Safety		CAPITAL OUTLAY TOTAL		Balance Outstanding Dec. 31, 1983	101,205.73
PUBLIC WORKS				PRIOR YEARS TAXES OUTSTANDING	
Streets and Drainage	118,487.36	Public Enterprises		Balance January 1, 1983	96,325.57
Sewers and Sewage Processing		Recreation—Culture		Collected in 1983	90,412.19
Garbage and Trash Disposal	2,035.00	Public Works		Cancelled, Abated or Adjusted 1983	
Public Buildings and Grounds	2,500.00	Buildings and Grounds		Transfers to Tax Title Liens or Foreclosed	
Other Public Works		Library and Education		Balance December 31, 1983	5,913.38
HEALTH and WELFARE		Conservation		TAX TITLE LIENS OUTSTANDING	
Health Services Except Environmental	1,000.00	All Other		Balance January 1, 1983	25,860.46
Welfare-Public Assistance	2,280.00			Transfer From Taxes	
Hospitals, Clinics, First Aid		CAPITAL DEBT AUTHORIZED, DECEMBER 31, 1983		Redeemed in 1983	7,217.19
Animal, Insect, & Rodent Control	1,640.00	ISSUED AND UNISSUED		Cancelled, Abated or Adjusted (1983)	
Other Welfare Services		GROSS DEBT		Transfers to Foreclosed Property	
RECREATION and CONSERVATION		School		Balance December 31, 1983	18,643.27
Beaches and Boardwalks		Self-liquidating	15,000	PROPERTY ACQUIRED BY DEED OR	
Parks, Playgrounds, Shade Trees		Other	15,000	FORECLOSURE	
Land Reclamation & Conservation		Total	221,331	Balance January 1, 1983	
Other Recreational Services	3,250.00			Transfers From Taxes or Liens	
EDUCATION (excluding schools)		ISSUED AND OUTSTANDING		Sale for Cash (1983)	
Libraries	150.00	School	22,000.00	Cancelled, Abated or Adjusted (1983)	
Other Educational Services		Self-Liquidating		Balance December 31, 1983	
STATUTORY EXPENDITURES		Other		CURRENT FINANCES DECEMBER 31, 1983	
Pensions & F. I. C. A.	8,491.45	Total	22,000.00	ASSETS	
Employee Fringe Benefits	820.78	EQUALIZED VALUATION BASIS		Cash Dec. 31, 1983	372,887.18
Other Statutory Expenditures	600.00	FOR NET DEBT COMPUTATION	45,205,017	Taxes Receivable	107,119.11
CETA And Other Public Employment Programs		REAL PROPERTY VALUATIONS		Tax Title Liens	18,643.27
MUNICIPAL FUNCTIONS		Code Class # of Parcels % VAL'N		Foreclosed Property	
CAPITAL IMPROVEMENTS *MEMO*		1 Vacant Land 192 9.09	3,212,265.00	Emergencies & Other Deferred Charges	4,812.49
DEBT SERVICE		2 Residential 353 51.54	18,204,255.00	State and Federal Aid Receivable	
Principal Payments		3 Farm 426 30.20	10,668,200.00	Other Receivables	
Interest Payments		4a Commercial 36 9.16	3,236,400.00	Total	503,462.05
DEFERRED CHARGES		4b Industrial		LIABILITIES, RESERVES, AND SURPLUS	
SCHOOL, COUNTY, SPECIAL DISTRICT TAXES	18,551.67	4c Apartments		Cash Liabilities	71,338.13
RESERVE FOR UNCOLLECTED TAXES	1,037,366.95	Total 1007	35,321,120.00	Reserves for Receivables	125,762.38
EXPENDITURES TOTAL	1,417,506.30	Land Area 23.60 Sq. Miles		Surplus Dec. 31, 1983	306,361.54
		Net Valuation Taxable-Municipal	35,599,158	Total	503,462.05
		Net Valuation Taxable-County	47,084,123		
		State Equalized Valuation	46,918,894		
		State Equalization Ratio	75.73		

*Includes County Health Service Taxes or County Vocational School Taxes. See Table 13.

1011
Population 1980 1,573
Population 1983 1,542
S & P Rating
Moody Rating

General Tax Rate Per \$100. 3.49
State Equalized Tax Rate 2.42

FRENCHTOWN BORO. - HUNTERDON CO.
Form of Government:
Borough Council
Number of Members on Governing Body - 6

PER CAPITA:
Gross Debt 349.96
Net Debt 4.81
Debt Service
Total Tax Levy 541.61
Municipal Expenditures 282.48
PER CENT:
Gross Debt 1.70
Net Debt .02
Tax Levy Collected 91.40
Tax Levy Cancelled, Abated or Adjusted .03

EXPENDITURES		REVENUES-REALIZED		1983 PROPERTY TAX	
GENERAL GOVERNMENT				STATE EQUALIZED TAX RATE →	
Governing Body & Public Boards		1983 Property Taxes Collected	761,867.62	Local District School Taxes 1.08	369,460.00
Municipal Clerk		1983 Payments in Lieu of Taxes	80,821.48	Regional & Consolidated School Tax .60	204,429.46
Financial Administration	6,157.13	Delinquent Tax & Lien Collections	45,748.72	School Taxes in Municipal Budget	
Assessment of Taxes	24,345.00	Business Personalty Replacement Taxes	47,637.00	County Taxes .44	151,478.70
Collection of Taxes	4,808.33	Taxes from Public Utilities		County Library Taxes .03	9,079.17
Planning, Housing & Development	4,518.56	Other Miscellaneous Tax Revenues	24,958.66	Local Municipal Purpose Taxes .27	91,545.24
Human Resources	1,500.00	State Aid Revenues		Veteran & Senior Citizen Taxes	16,200.00
Elections	310.00	Federal Aid Revenues	8,387.00	Total Taxes for Rate Computation 2.42	842,192.57
General Administration (other)	40,193.54	State and Local Fiscal Assistance Act Utilized		Special District Taxes	
JUDICIARY		Sale of Acquired Property	94,581.00	Bank Corp. Taxes	3,240.18
Municipal Courts	7,422.50	Other Miscellaneous Revenues	1,064,001.48	Added and Omitted Taxes	5,932.08
PUBLIC SAFETY		Total	1,159,001.48	Total Taxes Levied - ABSTRACT	835,164.83
Fire Protection	18,975.00	Prior Years Surplus Appropriated	95,000.00	Total Taxes Billed	761,867.62
Police Protection	65,362.50	REVENUES TOTAL	1,159,001.48	1983 TAXES COLLECTED	
Civil Defense & Disaster Control	50.00	Reserve For Uncollected Taxes	105,779.90	1983 Taxes Cancelled, Abated or Adjusted	250.00
Environmental Inspection & Control	4,445.00			Transfer to Tax Title Liens or Foreclosed	1,158.68
Other Public Safety				Balance Outstanding Dec. 31, 1983	70,287.08
PUBLIC WORKS		CAPITAL OUTLAY TOTAL	31,273.83	PRIOR YEARS TAXES OUTSTANDING	
Streets and Drainage	69,660.00	Public Enterprises	14,000.00	Balance January 1, 1983	81,949.84
Sewers and Sewage Processing		Recreation—Culture		Collected in 1983	80,750.10
Garbage and Trash Disposal	27,100.00	Public Works		Cancelled, Abated or Adjusted 1983	
Public Buildings and Grounds	11,175.00	Buildings and Grounds	17,273.83	Transfers to Tax Title Liens or Foreclosed	
Other Public Works		Library and Education		Balance December 31, 1983	1,199.74
HEALTH and WELFARE		Conservation		TAX TITLE LIENS OUTSTANDING	
Health Services Except Environmental	1,268.00	All Other		Balance January 1, 1983	6,398.70
Welfare-Public Assistance	2,400.00			Transfer From Taxes	1,158.68
Hospitals, Clinics, First Aid		CAPITAL DEBT AUTHORIZED, DECEMBER 31, 1983		Redeemed in 1983	71.38
Animal, Insect, & Rodent Control		ISSUED AND UNISSUED		Cancelled, Abated or Adjusted (1983)	
Other Welfare Services		School 177,221		Transfers to Foreclosed Property	
RECREATION and CONSERVATION		Self-liquidating 355,000		Balance December 31, 1983	7,486.00
Beaches and Boardwalks		Other 7,420	7,420	PROPERTY ACQUIRED BY DEED OR	
Parks, Playgrounds, Shade Trees	5,300.00	Total 539,641	7,420	FORECLOSURE	
Land Reclamation & Conservation				Balance January 1, 1983	
Other Recreational Services	2,000.00	ISSUED AND OUTSTANDING		Transfers From Taxes or Liens	
EDUCATION (excluding schools)		School 176,839.01		Sale for Cash (1983)	
Libraries		Self-liquidating 319,000.00		Cancelled, Abated or Adjusted (1983)	
Other Educational Services		Other		Balance December 31, 1983	
STATUTORY EXPENDITURES		Total 495,839.01		CURRENT FINANCES DECEMBER 31, 1983	
Pensions & F. I. C. A.	16,937.18	EQUALIZED VALUATION BASIS		ASSETS	
Employee Fringe Benefits	6,919.26	FOR NET DEBT COMPUTATION	31,687,747	Cash Dec. 31, 1983	516,197.79
Other Statutory Expenditures	1,050.00	REAL PROPERTY VALUATIONS		Taxes Receivable	71,486.82
CETA And Other Public Employment Programs		Code Class # of Parcels % VAL'N		Tax Title Liens	7,486.00
MUNICIPAL FUNCTIONS TOTAL	326,532.00	1 Vacant Land 62 1.87	433,900.00	Foreclosed Property	
CAPITAL IMPROVEMENTS *MEMO*	5,000.00	2 Residential 397 71.65	16,597,830.00	Emergencies & Other Deferred Charges	20,708.81
DEBT SERVICE		3 Farm 9 .29	66,732.00	State and Federal Aid Receivable	
Principal Payments		4a Commercial 50 15.60	3,614,240.00	Other Receivables	11,561.93
Interest Payments		4b Industrial 6 4.79	1,110,400.00	Total	627,441.35
DEFERRED CHARGES	3,273.40	4c Apartments 2 5.82	1,347,600.00	LIABILITIES, RESERVES, AND SURPLUS	
SCHOOL, COUNTY, SPECIAL DISTRICT TAXES	734,447.33	Total 526 23,170,702.00		Cash Liabilities	276,544.46
RESERVE FOR UNCOLLECTED TAXES	105,779.90	Land Area 1.10 Sq. Miles		Reserves for Receivables	90,534.75
EXPENDITURES TOTAL	1,170,032.63	Net Valuation Taxable-Municipal	23,712,929	Surplus Dec. 31, 1983	260,362.14
		Net Valuation Taxable-County	33,088,884	Total	627,441.35
		State Equalized Valuation	33,963,116		
		State Equalization Ratio	69.33		

General Tax Rate Per \$100.	4.69
State Equalized Tax Rate	2.13

PER CAPITA:		PER CENT:	
Gross Debt	689.93	Gross Debt	2.76
Net Debt	73.69	Net Debt	.29
Debt Service	2.62	Tax Levy Collected	90.16
Total Tax Levy	606.68	Tax Levy Cancelled, Abated	
Municipal Expenditures	267.25	or Adjusted	

*Includes County Health Service Taxes or County Vocational School Taxes. See Table 13.

Form of Government:

Number of Members on Go

Municipal Expenditures	292.36
------------------------	--------

or Adjusted .12

[illegible]

2006
Population 1980 4,752
Population 1983 4,673
S & P Rating
Moody Rating A

General Tax Rate Per \$100. 4.12
State Equalized Tax Rate 2.42

GARWOOD BOROUGH - UNION COUNTY
Form of Government:
Borough Council
Number of Members on Governing Body - 6

PER CAPITA:
Gross Debt 412.15
Net Debt 227.38
Debt Service 49.38
Total Tax Levy 692.05
Municipal Expenditures 410.87
PER CENT:
Gross Debt 1.60
Net Debt .88
Tax Levy Collected 99.07
Tax Levy Cancelled, Abated or Adjusted .22

EXPENDITURES		REVENUES-REALIZED		1983 PROPERTY TAX	
GENERAL GOVERNMENT				STATE EQUALIZED TAX RATE → .72	
Governing Body & Public Boards		1983 Property Taxes Collected	3,184,341.26	Local District School Taxes	956,751.94
Municipal Clerk		1983 Payments in Lieu of Taxes		Regional & Consolidated School Tax	829,985.06
Financial Administration	11,600.00	Delinquent Tax & Lien Collections	32,676.18	School Taxes in Municipal Budget	
Assessment of Taxes	12,324.00	Business Personalty Replacement Taxes	232,744.12	County Taxes	661,056.18
Collection of Taxes	20,680.00	Taxes from Public Utilities	287,496.00	County Library Taxes	
Planning, Housing & Development	7,000.00	Other Miscellaneous Tax Revenues	1,616.72	Local Municipal Purpose Taxes	779,315.39
Human Resources	475.00	State Aid Revenues	50,641.64	Veteran & Senior Citizen Taxes	75,850.00
Elections	745.00	Federal Aid Revenues		Total Taxes for Rate Computation	3,302,958.57
General Administration (other)	152,594.00	State and Local Fiscal Assistance Act Utilized	41,034.75	Special District Taxes	
JUDICIARY		Sale of Acquired Property		Bank Corp. Taxes	924.42
Municipal Courts	22,150.00	Other Miscellaneous Revenues	282,965.60	Added and Omitted Taxes	5,925.59
PUBLIC SAFETY		Total	4,113,516.27	Total Taxes Levied - ABSTRACT	3,233,958.58
Fire Protection	65,125.00	Prior Years Surplus Appropriated	390,000.00	Total Taxes Billed	3,214,373.91
Police Protection	467,265.63	REVENUES TOTAL	4,503,516.27	1983 TAXES COLLECTED	3,184,341.26
Civil Defense & Disaster Control	2,000.00	Reserve For Uncollected Taxes	145,300.00	1983 Taxes Cancelled, Abated or Adjusted	6,962.80
Environmental Inspection & Control	19,800.00	CAPITAL OUTLAY TOTAL	376,049.92	Transfer to Tax Title Liens or Foreclosed	3,011.72
Other Public Safety				Balance Outstanding Dec. 31, 1983	20,058.13
PUBLIC WORKS				PRIOR YEARS TAXES OUTSTANDING	
Streets and Drainage	267,259.00	Public Enterprises		Balance January 1, 1983	36,156.05
Sewers and Sewage Processing	138,805.37	Recreation—Culture		Collected in 1983	32,676.18
Garbage and Trash Disposal	19,051.00	Public Works	16,106.61	Cancelled, Abated or Adjusted 1983	3,479.87
Public Buildings and Grounds	33,740.00	Buildings and Grounds	359,943.31	Transfers to Tax Title Liens or Foreclosed	
Other Public Works		Library and Education		Balance December 31, 1983	
HEALTH and WELFARE		Conservation		TAX TITLE LIENS OUTSTANDING	
Health Services Except Environmental	27,218.00	All Other		Balance January 1, 1983	13,311.32
Welfare-Public Assistance	3,170.00	CAPITAL DEBT AUTHORIZED, DECEMBER 31, 1983		Transfer From Taxes	3,011.72
Hospitals, Clinics, First Aid		ISSUED AND UNISSUED		Redeemed in 1983	
Animal, Insect, & Rodent Control	1,200.00	School	825,441	Cancelled, Abated or Adjusted (1983)	
Other Welfare Services		Self-liquidating	1,100,531	Transfers to Foreclosed Property	
RECREATION and CONSERVATION		Other	1,925,973	Balance December 31, 1983	16,323.04
Beaches and Boardwalks		Total		PROPERTY ACQUIRED BY DEED OR FORECLOSURE	
Parks, Playgrounds, Shade Trees	6,055.00			Balance January 1, 1983	27,384.00
Land Reclamation & Conservation				Transfers From Taxes or Liens	
Other Recreational Services	19,675.00			Sale for Cash (1983)	
EDUCATION (excluding schools)				Cancelled, Abated or Adjusted (1983)	
Libraries	26,100.00			Balance December 31, 1983	27,384.00
Other Educational Services				CURRENT FINANCES DECEMBER 31, 1983	
STATUTORY EXPENDITURES				ASSETS	
Pensions & F. I. C. A.	131,892.00			Cash Dec. 31, 1983	826,015.67
Employee Fringe Benefits	58,000.00			Taxes Receivable	20,058.13
Other Statutory Expenditures	5,000.00			Tax Title Liens	16,323.04
CETA And Other Public Employment Programs				Foreclosed Property	27,384.00
MUNICIPAL FUNCTIONS TOTAL	1,538,924.00			Emergencies & Other Deferred Charges	
CAPITAL IMPROVEMENTS *MEMO*	25,200.00			State and Federal Aid Receivable	
DEBT SERVICE				Other Receivables	6,064.45
Principal Payments	82,000.00			Total	895,845.29
Interest Payments	148,752.55			LIABILITIES, RESERVES, AND SURPLUS	
				Cash Liabilities	289,151.04
DEFERRED CHARGES	5,013.52			Reserves for Receivables	69,829.62
SCHOOL, COUNTY, SPECIAL DISTRICT TAXES	2,447,793.18			Surplus Dec. 31, 1983	536,864.63
RESERVE FOR UNCOLLECTED TAXES	145,300.00			Total	895,845.29
EXPENDITURES TOTAL	4,367,783.25				

0413
Population 1980 2,510
Population 1983 2,519
S & P Rating
Moody Rating

General Tax Rate Per \$100. 4.62
State Equalized Tax Rate 2.96

GIBBSBORO BOROUGH - CAMDEN COUNTY
Form of Government:
Borough Council
Number of Members on Governing Body - 6

PER CAPITA:
Gross Debt 287.72
Net Debt 18.84
Debt Service 19.85
Total Tax Levy 575.52
Municipal Expenditures 239.57

PER CENT:
Gross Debt 1.64
Net Debt .11
Tax Levy Collected 96.12
Tax Levy Cancelled, Abated or Adjusted .30

EXPENDITURES		REVENUES-REALIZED		1983 PROPERTY TAX	
GENERAL GOVERNMENT		1983 Property Taxes Collected		STATE EQUALIZED TAX RATE	
Governing Body & Public Boards			1,393,197.98	Local District School Taxes .87	417,768.50
Municipal Clerk		1983 Payments in Lieu of Taxes		Regional & Consolidated School Tax .55	264,042.25
Financial Administration	23,878.01	Delinquent Tax & Lien Collections	56,073.33	School Taxes in Municipal Budget	
Assessment of Taxes	5,560.00	Business Personalty Replacement Taxes	58,586.48	County Taxes 1.16 *	558,378.23
Collection of Taxes	7,412.70	Taxes from Public Utilities	183,122.00	County Library Taxes .03	12,269.23
Planning, Housing & Development	15,900.00	Other Miscellaneous Tax Revenues		Local Municipal Purpose Taxes .36	174,400.00
Human Resources		State Aid Revenues	23,962.02	Veteran & Senior Citizen Taxes	28,900.00
Elections	3,000.00	Federal Aid Revenues		Total Taxes for Rate Computation 2.97	1,455,758.21
General Administration (other)	88,280.00	State and Local Fiscal Assistance Act Utilized	10,192.00	Special District Taxes	
JUDICIARY		Sale of Acquired Property		Bank Corp. Taxes	944.29
Municipal Courts	8,310.00	Other Miscellaneous Revenues	83,836.60	Added and Omitted Taxes	21,940.38
PUBLIC SAFETY		Total	1,808,970.41	Total Taxes Levied - ABSTRACT	1,449,742.88
Fire Protection	25,050.00	Prior Years Surplus Appropriated	177,000.00	Total Taxes Billed	1,449,471.47
Police Protection	73,362.00	REVENUES TOTAL	1,985,970.41	1983 TAXES COLLECTED	1,393,197.98
Civil Defense & Disaster Control	2,275.00	Reserve For Uncollected Taxes	81,205.76	1983 Taxes Cancelled, Abated or Adjusted	4,419.58
Environmental Inspection & Control	16,866.88	CAPITAL OUTLAY TOTAL	28,920.82	Transfer to Tax Title Liens or Foreclosed	184.92
Other Public Safety				Balance Outstanding Dec. 31, 1983	51,668.99
PUBLIC WORKS				PRIOR YEARS TAXES OUTSTANDING	
Streets and Drainage	65,800.00	Public Enterprises		Balance January 1, 1983	41,334.00
Sewers and Sewage Processing		Recreation—Culture		Collected in 1983	41,334.00
Garbage and Trash Disposal	45,000.00	Public Works	11,863.00	Cancelled, Abated or Adjusted 1983	
Public Buildings and Grounds	40,876.11	Buildings and Grounds	17,057.82	Transfers to Tax Title Liens or Foreclosed	
Other Public Works		Library and Education		Balance December 31, 1983	
HEALTH and WELFARE		Conservation		TAX TITLE LIENS OUTSTANDING	
Health Services Except Environmental	1,050.00	All Other		Balance January 1, 1983	15,011.99
Welfare-Public Assistance	3,116.00	CAPITAL DEBT AUTHORIZED, DECEMBER 31, 1983		Transfer From Taxes	184.92
Hospitals, Clinics, First Aid		ISSUED AND UNISSUED GROSS DEBT		Redeemed in 1983	14,739.33
Animal, Insect, & Rodent Control	1,000.00	School	677,297	Cancelled, Abated or Adjusted (1983)	
Other Welfare Services		Self-liquidating	47,465	Transfers to Foreclosed Property	
RECREATION and CONSERVATION		Other	47,465	Balance December 31, 1983	457.58
Beaches and Boardwalks		Total	724,762	PROPERTY ACQUIRED BY DEED OR FORECLOSURE	
Parks, Playgrounds, Shade Trees	500.00	ISSUED AND OUTSTANDING		Balance January 1, 1983	32,306.00
Land Reclamation & Conservation	13,960.00	School	656,489.04	Transfers From Taxes or Liens	
Other Recreational Services		Self-liquidating		Sale for Cash (1983)	
EDUCATION (excluding schools)		Other	38,475.00	Cancelled, Abated or Adjusted (1983)	
Libraries	10,024.00	Total	694,964.04	Balance December 31, 1983	32,306.00
Other Educational Services		EQUALIZED VALUATION BASIS FOR NET DEBT COMPUTATION	44,083,763	CURRENT FINANCES DECEMBER 31, 1983	
STATUTORY EXPENDITURES		REAL PROPERTY VALUATIONS		ASSETS	
Pensions & F. I. C. A.	15,820.00	Code Class # of Parcels % VAL'N		Cash Dec. 31, 1983	646,185.57
Employee Fringe Benefits		1 Vacant Land 186 10.94	3,310,200.00	Taxes Receivable	51,668.99
Other Statutory Expenditures	2,000.00	2 Residential 703 77.61	23,486,500.00	Tax Title Liens	457.58
CETA And Other Public Employment Programs		3 Farm 4 .18	55,400.00	Foreclosed Property	32,306.00
MUNICIPAL FUNCTIONS TOTAL	469,040.70	4a Commercial 33 7.47	2,259,800.00	Emergencies & Other Deferred Charges	8,360.52
CAPITAL IMPROVEMENTS *MEMO*	15,000.00	4b Industrial 9 3.61	1,093,900.00	State and Federal Aid Receivable	
DEBT SERVICE		4c Apartments 1 .18	55,600.00	Other Receivables	7,284.85
Principal Payments	43,661.66	Total 936	30,261,400.00	Total	746,263.51
Interest Payments	6,351.28	Land Area 2.16 Sq. Miles		LIABILITIES, RESERVES, AND SURPLUS	
DEFERRED CHARGES	3,211.12	Net Valuation Taxable-Municipal	30,878,875	Cash Liabilities	277,421.93
SCHOOL, COUNTY, SPECIAL DISTRICT TAXES	1,252,458.21	Net Valuation Taxable-County	47,586,506	Reserves for Receivables	91,717.42
RESERVE FOR UNCOLLECTED TAXES	81,205.76	State Equalized Valuation	47,790,351	Surplus Dec. 31, 1983	377,124.16
EXPENDITURES TOTAL	1,855,928.73	State Equalization Ratio	64.15	Total	746,263.51

0806

Population 1980 **14,574**
 Population 1983 **14,567**
 S & P Rating
 Moody Rating **A**

General Tax Rate Per \$100. **3.39**
 State Equalized Tax Rate **3.01**

GLASSBORO BOROUGH – GLOUCESTER CO.
Form of Government:
Borough Council
Number of Members on Governing Body – 6

PER CAPITA:
 Gross Debt **235.33**
 Net Debt **100.32**
 Debt Service **27.90**
 Total Tax Levy **422.29**
 Municipal Expenditures **309.25**

PER CENT:
 Gross Debt **1.76**
 Net Debt **.75**
 Tax Levy Collected **95.19**
 Tax Levy Cancelled, Abated or Adjusted **.25**

EXPENDITURES		REVENUES-REALIZED		1983 PROPERTY TAX	
GENERAL GOVERNMENT				STATE EQUALIZED TAX RATE 1.74	
Governing Body & Public Boards	13,500.00	1983 Property Taxes Collected	5,845,521.82	Local District School Taxes	3,552,421.96
Municipal Clerk	46,350.00	1983 Payments in Lieu of Taxes		Regional & Consolidated School Tax	
Financial Administration	25,450.00	Delinquent Tax & Lien Collections	250,478.86	School Taxes in Municipal Budget	
Assessment of Taxes	43,050.00	Business Personalty Replacement Taxes	246,758.63	County Taxes	.62 1,272,416.01
Collection of Taxes	50,350.00	Taxes from Public Utilities	1,110,293.41	County Library Taxes	.02 34,957.23
Planning, Housing & Development	15,720.00	Other Miscellaneous Tax Revenues		Local Municipal Purpose Taxes	.62 1,266,000.00
Human Resources	5,000.00	State Aid Revenues	804,743.35	Veteran & Senior Citizen Taxes	111,350.00
Elections	5,000.00	Federal Aid Revenues		Total Taxes for Rate Computation	3.00 6,237,145.20
General Administration (other)	639,666.48	State and Local Fiscal Assistance Act Utilized	174,058.57	Special District Taxes	
JUDICIARY		Sale of Acquired Property	339,186.05	Bank Corp. Taxes	10,800.10
Municipal Courts	46,700.00	Other Miscellaneous Revenues	8,771,040.69	Added and Omitted Taxes	14,971.37
PUBLIC SAFETY		Total	385,495.14	Total Taxes Levied - ABSTRACT	6,151,566.67
Fire Protection	87,900.00	Prior Years Surplus Appropriated	9,156,535.83	Total Taxes Billed	6,140,766.57
Police Protection	904,755.00	REVENUES TOTAL	375,960.00	1983 TAXES COLLECTED	5,845,521.82
Civil Defense & Disaster Control	5,000.00	Reserve For Uncollected Taxes	26,168.12	1983 Taxes Cancelled, Abated or Adjusted	15,295.68
Environmental Inspection & Control	43,550.00	CAPITAL OUTLAY TOTAL	9,847.28	Transfer to Tax Title Liens or Foreclosed	29,057.00
Other Public Safety		Public Enterprises	16,320.84	Balance Outstanding Dec. 31, 1983	250,892.07
PUBLIC WORKS		Recreation—Culture		PRIOR YEARS TAXES OUTSTANDING	
Streets and Drainage	684,696.00	Public Works		Balance January 1, 1983	295,779.42
Sewers and Sewage Processing	146,568.00	Buildings and Grounds		Collected in 1983	228,631.24
Garbage and Trash Disposal	109,379.00	Library and Education		Cancelled, Abated or Adjusted 1983	
Public Buildings and Grounds	86,786.00	Conservation		Transfers to Tax Title Liens or Foreclosed	22,659.20
Other Public Works		All Other		Balance December 31, 1983	44,488.98
HEALTH and WELFARE		CAPITAL DEBT AUTHORIZED, DECEMBER 31, 1983		TAX TITLE LIENS OUTSTANDING	
Health Services Except Environmental	50,990.00	ISSUED AND UNISSUED		Balance January 1, 1983	37,655.30
Welfare-Public Assistance	8,250.00	School	935,600	Transfer From Taxes	55,374.61
Hospitals, Clinics, First Aid		Self-liquidating	1,031,100	Redeemed in 1983	21,847.62
Animal, Insect, & Rodent Control	4,000.00	Other	1,461,300	Cancelled, Abated or Adjusted (1983)	
Other Welfare Services		Total	3,428,000	Transfers to Foreclosed Property	14,276.01
RECREATION and CONSERVATION		ISSUED AND OUTSTANDING		Balance December 31, 1983	56,906.28
Beaches and Boardwalks	178,980.00	School	935,600.00	PROPERTY ACQUIRED BY DEED OR FORECLOSURE	
Parks, Playgrounds, Shade Trees	125.00	Self-Liquidating	1,000,000.00	Balance January 1, 1983	1,202,403.83
Land Reclamation & Conservation	40,772.64	Other	1,360,000.00	Transfers From Taxes or Liens	14,276.01
Other Recreational Services		Total	3,295,600.00	Sale for Cash (1983)	23,275.00
EDUCATION (excluding schools)		EQUALIZED VALUATION BASIS		Cancelled, Abated or Adjusted (1983)	1,375.00
Libraries	53,400.00	FOR NET DEBT COMPUTATION	194,991,694	Balance December 31, 1983	1,192,029.84
Other Educational Services		REAL PROPERTY VALUATIONS		CURRENT FINANCES DECEMBER 31, 1983	
STATUTORY EXPENDITURES		Code Class # of Parcels % VAL'N		ASSETS	
Pensions & F. I. C. A.	244,375.00	1 Vacant Land 760 3.18	5,537,100.00	Cash Dec. 31, 1983	760,680.32
Employee Fringe Benefits	144,588.59	2 Residential 2752 60.03	104,605,800.00	Taxes Receivable	295,381.05
Other Statutory Expenditures	15,000.00	3 Farm 111 2.27	3,957,200.00	Tax Title Liens	56,906.28
CETA And Other Public Employment Programs		4a Commercial 236 19.27	33,586,800.00	Foreclosed Property	1,192,029.84
MUNICIPAL FUNCTIONS		4b Industrial 17 6.24	10,875,200.00	Emergencies & Other Deferred Charges	98,408.34
CAPITAL IMPROVEMENTS *MEMO*		4c Apartments 30 9.01	15,697,800.00	State and Federal Aid Receivable	382,074.22
DEBT SERVICE		Total 3906	174,259,900.00	Other Receivables	37,901.37
Principal Payments	211,500.00	Land Area 9.37 Sq. Miles		Total	2,823,381.42
Interest Payments	194,858.16	Net Valuation Taxable-Municipal	180,987,970	LIABILITIES, RESERVES, AND SURPLUS	
DEFERRED CHARGES		Net Valuation Taxable-County	207,875,613	Cash Liabilities	766,963.71
SCHOOL, COUNTY, SPECIAL DISTRICT TAXES	4,859,795.20	State Equalized Valuation	203,016,158	Reserves for Receivables	1,547,218.54
RESERVE FOR UNCOLLECTED TAXES	375,960.00	State Equalization Ratio	88.79	Surplus Dec. 31, 1983	509,199.17
EXPENDITURES TOTAL	9,364,658.10			Total	2,823,381.42

1012
Population 1980 834
Population 1983 973
S & P Rating
Moody Rating

General Tax Rate Per \$100. 2.58
State Equalized Tax Rate 2.79

GLEN GARDNER BORO. - HUNTERDON CO.
Form of Government:
Borough Council
Number of Members on Governing Body - 6

PER CAPITA:
Gross Debt 1,334.73
Net Debt 49.04
Debt Service 25.60
Total Tax Levy 485.92
Municipal Expenditures 258.52

PER CENT:
Gross Debt 8.63
Net Debt .32
Tax Levy Collected 86.93
Tax Levy Cancelled, Abated or Adjusted .56

EXPENDITURES		REVENUES-REALIZED		1983 PROPERTY TAX	
GENERAL GOVERNMENT				STATE EQUALIZED TAX RATE	
Governing Body & Public Boards		1983 Property Taxes Collected	407,159.42	Local District School Taxes 1.09	178,713.84
Municipal Clerk	7,980.00	1983 Payments in Lieu of Taxes	63,025.32	Regional & Consolidated School Tax .61	100,820.25
Financial Administration	2,500.00	Delinquent Tax & Lien Collections	6,239.92	School Taxes in Municipal Budget	
Assessment of Taxes	5,450.00	Business Personalty Replacement Taxes	35,102.00	County Taxes .42	69,230.38
Collection of Taxes	4,675.24	Taxes from Public Utilities	4,954.94	County Library Taxes .03	4,148.83
Planning, Housing & Development		Other Miscellaneous Tax Revenues	3,270.00	Local Municipal Purpose Taxes .63	103,452.50
Human Resources		State Aid Revenues	53,422.20	Veteran & Senior Citizen Taxes	7,500.00
Elections	36,581.00	Federal Aid Revenues	19,000.00	Total Taxes for Rate Computation 2.78	463,865.80
General Administration (other)		State and Local Fiscal Assistance Act Utilized	573,173.80	Special District Taxes.	
JUDICIARY	7,625.00	Sale of Acquired Property	76,087.31	Bank Corp. Taxes	5,938.26
Municipal Courts		Other Miscellaneous Revenues	52,627.56	Added and Omitted Taxes	10,492.06
PUBLIC SAFETY		Total	592,173.80	Total Taxes Levied - ABSTRACT	472,796.12
Fire Protection	5,000.00	Prior Years Surplus Appropriated	76,087.31	Total Taxes Billed	468,381.15
Police Protection	2,475.00	REVENUES	592,173.80	1983 TAXES COLLECTED	407,159.42
Civil Defense & Disaster Control	100.00	Reserve For Uncollected Taxes	52,627.56	1983 Taxes Cancelled, Abated or Adjusted	2,641.92
Environmental Inspection & Control		CAPITAL OUTLAY		Transfer to Tax Title Liens or Foreclosed	8,791.09
Other Public Safety		TOTAL	52,627.56	Balance Outstanding Dec. 31, 1983	49,788.72
PUBLIC WORKS	36,453.00	Public Enterprises	52,627.56	PRIOR YEARS TAXES OUTSTANDING	
Streets and Drainage	27,010.00	Recreation—Culture		Balance January 1, 1983	53,996.42
Sewers and Sewage Processing		Public Works		Collected in 1983	51,102.72
Garbage and Trash Disposal	6,500.00	Buildings and Grounds		Cancelled, Abated or Adjusted 1983	252.60
Public Buildings and Grounds		Library and Education		Transfers to Tax Title Liens or Foreclosed	1,058.84
Other Public Works		Conservation		Balance December 31, 1983	1,582.26
HEALTH and WELFARE	900.00	All Other		TAX TITLE LIENS OUTSTANDING	
Health Services Except Environmental	904.40	CAPITAL DEBT AUTHORIZED, DECEMBER 31, 1983		Balance January 1, 1983	22,631.47
Welfare-Public Assistance		ISSUED AND UNISSUED		Transfer From Taxes	10,021.90
Hospitals, Clinics, First Aid		School	76,475	Redeemed in 1983	11,922.60
Animal, Insect, & Rodent Control		Self-liquidating	1,170,000	Cancelled, Abated or Adjusted (1983)	
Other Welfare Services		Other	52,220	Transfers to Foreclosed Property	
RECREATION and CONSERVATION		Total	1,298,695	Balance December 31, 1983	20,730.77
Beaches and Boardwalks		ISSUED AND OUTSTANDING		PROPERTY ACQUIRED BY DEED OR FORECLOSURE	
Parks, Playgrounds, Shade Trees	100.00	School	76,475.07	Balance January 1, 1983	25,150.00
Land Reclamation & Conservation	409.66	Self-Liquidating	510,000.00	Transfers From Taxes or Liens	
Other Recreational Services		Other	52,220.00	Sale for Cash (1983)	
EDUCATION (excluding schools)		Total	638,695.07	Cancelled, Abated or Adjusted (1983)	
Libraries		EQUALIZED VALUATION BASIS		Balance December 31, 1983	25,150.00
Other Educational Services		FOR NET DEBT COMPUTATION	15,046,680	CURRENT FINANCES DECEMBER 31, 1983	
STATUTORY EXPENDITURES	4,672.04	REAL PROPERTY VALUATIONS		ASSETS	
Pensions & F. I. C. A.		Code Class # of Parcels % VAL'N		Cash Dec. 31, 1983	264,424.71
Employee Fringe Benefits		1 Vacant Land 69 6.42	1,125,000.00	Taxes Receivable	51,370.98
Other Statutory Expenditures		2 Residential 241 78.10	13,676,400.00	Tax Title Liens	20,730.77
CETA And Other Public Employment Programs	149,335.34	3 Farm 32 4.42	773,745.00	Foreclosed Property	25,150.00
MUNICIPAL FUNCTIONS		4a Commercial 16 7.78	1,363,150.00	Emergencies & Other Deferred Charges	14,696.95
CAPITAL IMPROVEMENTS	*MEMO*	4b Industrial 1 2.16	378,750.00	State and Federal Aid Receivable	388.42
DEBT SERVICE		4c Apartments 2 1.11	193,850.00	Other Receivables	6,192.19
Principal Payments	18,610.00	Total	17,510,895.00	Total	382,954.02
Interest Payments	6,302.09	Land Area 1.46 Sq. Miles		LIABILITIES, RESERVES, AND SURPLUS	
DEFERRED CHARGES	1,206.57	Net Valuation Taxable-Municipal	17,747,639	Cash Liabilities	189,897.63
SCHOOL, COUNTY, SPECIAL DISTRICT TAXES	352,913.30	Net Valuation Taxable-County	15,183,259	Reserves for Receivables	103,443.94
RESERVE FOR UNCOLLECTED TAXES	76,087.31	State Equalized Valuation	16,426,878	Surplus Dec. 31, 1983	89,612.45
EXPENDITURES	604,454.61	State Equalization Ratio	108.16	Total	382,954.02

0708

Population 1980 **7,855**
 Population 1983 **7,766**
 S & P Rating
 Moody Rating

General Tax Rate Per \$100. **3.68**
 State Equalized Tax Rate **3.79**

GLEN RIDGE BORO. - TWP. - ESSEX COUNTY**Form of Government:****Borough Council****Number of Members on Governing Body - 6****PER CAPITA:**

Gross Debt **149.63**
 Net Debt
 Debt Service
 Total Tax Levy **1,134.97**
 Municipal Expenditures **403.07**

PER CENT:

Gross Debt **.54**
 Net Debt
 Tax Levy Collected **98.02**
 Tax Levy Cancelled, Abated or Adjusted **.82**

EXPENDITURES		REVENUES-REALIZED		1983 PROPERTY TAX	
GENERAL GOVERNMENT				STATE EQUALIZED TAX RATE 1.87	
Governing Body & Public Boards		1983 Property Taxes Collected	8,635,887.90	Local District School Taxes	4,334,243.05
Municipal Clerk		1983 Payments in Lieu of Taxes		Regional & Consolidated School Tax	
Financial Administration	41,683.00	Delinquent Tax & Lien Collections	67,141.91	School Taxes in Municipal Budget	
Assessment of Taxes	17,057.00	Business Personalty Replacement Taxes	42,030.28	County Taxes	2,427,062.68
Collection of Taxes	32,183.00	Taxes from Public Utilities	322,259.00	County Library Taxes	
Planning, Housing & Development	4,350.00	Other Miscellaneous Tax Revenues		Local Municipal Purpose Taxes	.87
Human Resources		State Aid Revenues	69,054.15	Veteran & Senior Citizen Taxes	48,950.00
Elections	2,325.00	Federal Aid Revenues		Total Taxes for Rate Computation	3.79
General Administration (other)	214,543.54	State and Local Fiscal Assistance Act Utilized	79,282.00	Special District Taxes	
JUDICIARY		Sale of Acquired Property		Bank Corp. Taxes	8,241.52
Municipal Courts	38,998.00	Other Miscellaneous Revenues	360,227.09	Added and Omitted Taxes	22,418.03
PUBLIC SAFETY		Total	9,575,882.33	Total Taxes Levied - ABSTRACT	8,814,147.80
Fire Protection		Prior Years Surplus Appropriated	250,000.00	Total Taxes Billed	8,810,044.59
Police Protection		REVENUES TOTAL	9,825,882.33	1983 TAXES COLLECTED	8,635,887.90
Civil Defense & Disaster Control		Reserve For Uncollected Taxes	132,963.00	1983 Taxes Cancelled, Abated or Adjusted	71,871.28
Environmental Inspection & Control	21,533.00			Transfer to Tax Title Liens or Foreclosed	9,700.48
Other Public Safety	1,016,691.58	CAPITAL OUTLAY TOTAL	292,917.23	Balance Outstanding Dec. 31, 1983	92,584.93
PUBLIC WORKS				PRIOR YEARS TAXES OUTSTANDING	
Streets and Drainage	333,892.00	Public Enterprises		Balance January 1, 1983	70,586.82
Sewers and Sewage Processing	152,280.00	Recreation—Culture		Collected in 1983	67,141.91
Garbage and Trash Disposal	327,914.00	Public Works	1,916.00	Cancelled, Abated or Adjusted 1983	2,747.26
Public Buildings and Grounds	72,493.00	Buildings and Grounds	291,001.23	Transfers to Tax Title Liens or Foreclosed	697.45
Other Public Works		Library and Education		Balance December 31, 1983	.20
HEALTH and WELFARE		Conservation		TAX TITLE LIENS OUTSTANDING	
Health Services Except Environmental	18,560.00	All Other		Balance January 1, 1983	36,276.59
Welfare-Public Assistance	14,200.00			Transfer From Taxes	10,397.93
Hospitals, Clinics, First Aid		CAPITAL DEBT AUTHORIZED, DECEMBER 31, 1983		Redeemed in 1983	
Animal, Insect, & Rodent Control		ISSUED AND UNISSUED		Cancelled, Abated or Adjusted (1983)	
Other Welfare Services		School	1,162,000	Transfers to Foreclosed Property	
RECREATION and CONSERVATION		Self-liquidating		Balance December 31, 1983	46,674.52
Beaches and Boardwalks		Other		PROPERTY ACQUIRED BY DEED OR FORECLOSURE	
Parks, Playgrounds, Shade Trees	92,379.00	Total	1,162,000	Balance January 1, 1983	410.00
Land Reclamation & Conservation				Transfers From Taxes or Liens	
Other Recreational Services	49,830.00	ISSUED AND OUTSTANDING		Sale for Cash (1983)	
EDUCATION (excluding schools)		School	1,162,000.00	Cancelled, Abated or Adjusted (1983)	
Libraries	103,197.00	Self-Liquidating		Balance December 31, 1983	410.00
Other Educational Services		Other		CURRENT FINANCES DECEMBER 31, 1983	
STATUTORY EXPENDITURES		Total	1,162,000.00	ASSETS	
Pensions & F. I. C. A.	342,555.29	EQUALIZED VALUATION BASIS		Cash Dec. 31, 1983	1,742,332.15
Employee Fringe Benefits	73,450.00	FOR NET DEBT COMPUTATION	213,544,239	Taxes Receivable	92,585.13
Other Statutory Expenditures	3,000.00	REAL PROPERTY VALUATIONS		Tax Title Liens	46,674.52
CETA And Other Public Employment Programs		Code Class # of Parcels % VAL'N		Foreclosed Property	410.00
MUNICIPAL FUNCTIONS TOTAL	2,973,114.41	1 Vacant Land 19 .15	366,500.00	Emergencies & Other Deferred Charges	53,600.00
CAPITAL IMPROVEMENTS *MEMO*	116,836.00	2 Residential 2175 91.25	216,593,000.00	State and Federal Aid Receivable	
DEBT SERVICE		3 Farm		Other Receivables	7,279.05
Principal Payments		4a Commercial 13 4.82	11,441,000.00	Total	1,942,880.85
Interest Payments		4b Industrial 1 .16	372,000.00	LIABILITIES, RESERVES, AND SURPLUS	
		4c Apartments 2 3.62	8,592,700.00	Cash Liabilities	1,686,320.92
		Total 2210	237,365,200.00	Reserves for Receivables	146,768.12
DEFERRED CHARGES	24,200.00	Land Area 1.30 Sq. Miles	238,794,200	Surplus Dec. 31, 1983	109,791.81
SCHOOL, COUNTY, SPECIAL DISTRICT TAXES	6,761,305.73	Net Valuation Taxable-Municipal	214,902,735	Total	1,942,880.85
RESERVE FOR UNCOLLECTED TAXES	132,963.00	Net Valuation Taxable-County	232,202,076		
EXPENDITURES TOTAL	9,891,583.14	State Equalized Valuation	102.87		
		State Equalization Ratio			

0222
Population 1980 11,497
Population 1983 11,381
S & P Rating
Moody Rating A1

General Tax Rate Per \$100. 4.16
State Equalized Tax Rate 2.56

GLEN ROCK BOROUGH – BERGEN COUNTY
Form of Government:
Borough Council
Number of Members on Governing Body – 6

PER CAPITA:
Gross Debt 494.68
Net Debt 374.06
Debt Service 44.28
Total Tax Levy 1,006.52
Municipal Expenditures 413.51
PER CENT:
Gross Debt 1.34
Net Debt 1.01
Tax Levy Collected 98.26
Tax Levy Cancelled, Abated or Adjusted .48

EXPENDITURES		REVENUES-REALIZED		1983 PROPERTY TAX	
GENERAL GOVERNMENT				STATE EQUALIZED TAX RATE	
Governing Body & Public Boards		1983 Property Taxes Collected	11,245,562.03	Local District School Taxes	1.58
Municipal Clerk		1983 Payments in Lieu of Taxes		Regional & Consolidated School Tax	
Financial Administration	15,000.00	Delinquent Tax & Lien Collections	137,140.04	School Taxes in Municipal Budget	
Assessment of Taxes	11,528.00	Business Personalty Replacement Taxes	103,793.80	County Taxes	.36
Collection of Taxes	29,352.56	Taxes from Public Utilities	786,668.00	County Library Taxes	
Planning, Housing & Development	9,060.00	Other Miscellaneous Tax Revenues		Local Municipal Purpose Taxes	.61
Human Resources	5,750.00	State Aid Revenues	100,508.43	Veteran & Senior Citizen Taxes	
Elections	2,566.00	Federal Aid Revenues		Total Taxes for Rate Computation	2.55
General Administration (other)	356,892.84	State and Local Fiscal Assistance Act Utilized	86,947.99	Special District Taxes	
JUDICIARY		Sale of Acquired Property	40,000.00	Bank Corp. Taxes	34,296.44
Municipal Courts	34,687.00	Other Miscellaneous Revenues	564,770.27	Added and Omitted Taxes	26,504.73
PUBLIC SAFETY		Total	13,065,390.56	Total Taxes Levied - ABSTRACT	11,455,229.27
Fire Protection	65,175.00	Prior Years Surplus Appropriated	650,000.00	Total Taxes Billed	11,445,115.39
Police Protection	783,740.00	REVENUES TOTAL	13,715,390.56	1983 TAXES COLLECTED	11,245,562.03
Civil Defense & Disaster Control	1,276.00	Reserve For Uncollected Taxes	569,817.00	1983 Taxes Cancelled, Abated or Adjusted	54,412.80
Environmental Inspection & Control	49,085.00	CAPITAL OUTLAY TOTAL	787,349.09	Transfer to Tax Title Liens or Foreclosed	2,030.08
Other Public Safety				Balance Outstanding Dec. 31, 1983	143,110.48
PUBLIC WORKS				PRIOR YEARS TAXES OUTSTANDING	
Streets and Drainage	575,414.60	Public Enterprises		Balance January 1, 1983	176,426.90
Sewers and Sewage Processing	222,108.01	Recreation—Culture	13,149.56	Collected in 1983	137,140.04
Garbage and Trash Disposal	434,424.00	Public Works	446,654.21	Cancelled, Abated or Adjusted 1983	
Public Buildings and Grounds	55,752.00	Buildings and Grounds	327,545.32	Transfers to Tax Title Liens or Foreclosed	240.56
Other Public Works		Library and Education		Balance December 31, 1983	39,046.30
HEALTH and WELFARE		Conservation		TAX TITLE LIENS OUTSTANDING	
Health Services Except Environmental	47,815.00	All Other		Balance January 1, 1983	7,662.95
Welfare-Public Assistance	4,257.00	CAPITAL DEBT AUTHORIZED, DECEMBER 31, 1983		Transfer From Taxes	2,307.89
Hospitals, Clinics, First Aid		ISSUED AND UNISSUED		Redeemed in 1983	
Animal, Insect, & Rodent Control		School	1,168,000	Cancelled, Abated or Adjusted (1983)	
Other Welfare Services		Self-liquidating	4,461,957	Transfers to Foreclosed Property	
RECREATION and CONSERVATION		Other	5,629,957	Balance December 31, 1983	9,970.84
Beaches and Boardwalks		Total		PROPERTY ACQUIRED BY DEED OR FORECLOSURE	
Parks, Playgrounds, Shade Trees	99,680.00			Balance January 1, 1983	144,000.00
Land Reclamation & Conservation		ISSUED AND OUTSTANDING		Transfers From Taxes or Liens	
Other Recreational Services	114,715.00	School	1,168,000.00	Sale for Cash (1983)	
EDUCATION (excluding schools)		Self-Liquidating	3,665,725.00	Cancelled, Abated or Adjusted (1983)	
Libraries	213,158.00	Other	4,833,725.00	Balance December 31, 1983	144,000.00
Other Educational Services	50,290.00	Total		CURRENT FINANCES DECEMBER 31, 1983	
STATUTORY EXPENDITURES		EQUALIZED VALUATION BASIS FOR NET DEBT COMPUTATION	420,906,452	ASSETS	
Pensions & F. I. C. A.	294,521.35	REAL PROPERTY VALUATIONS		Cash Dec. 31, 1983	1,325,778.95
Employee Fringe Benefits	125,160.00	Code Class # of Parcels % VAL'N		Taxes Receivable	182,156.78
Other Statutory Expenditures	5,000.00	1 Vacant Land 134 .70		Tax Title Liens	9,970.84
CETA And Other Public Employment Programs		2 Residential 3706 90.73		Foreclosed Property	144,000.00
MUNICIPAL FUNCTIONS TOTAL	3,606,407.36	3 Farm		Emergencies & Other Deferred Charges	4,000.00
CAPITAL IMPROVEMENTS *MEMO*	225,000.00	4a Commercial 81 6.04		State and Federal Aid Receivable	280.52
DEBT SERVICE		4b Industrial 5 2.53		Other Receivables	7.39
Principal Payments	167,075.00	4c Apartments		Total	1,666,194.48
Interest Payments	336,883.84	Total	3926	LIABILITIES, RESERVES, AND SURPLUS	
DEFERRED CHARGES	26,010.58	Land Area 2.80 Sq. Miles		Cash Liabilities	393,079.16
SCHOOL, COUNTY, SPECIAL DISTRICT TAXES	8,671,816.10	Net Valuation Taxable-Municipal	273,168,630.00	Reserves for Receivables	336,135.01
RESERVE FOR UNCOLLECTED TAXES	569,817.00	Net Valuation Taxable-County	435,727,626	Surplus Dec. 31, 1983	936,980.31
EXPENDITURES TOTAL	13,378,009.88	State Equalized Valuation	445,718,822	Total	1,666,194.48
		State Equalization Ratio	61.47		

0414
Population 1980 13,121
Population 1983 13,028
S & P Rating
Moody Rating

General Tax Rate Per \$100. 3.83
State Equalized Tax Rate 2.87

GLOUCESTER CITY CITY - CAMDEN CO.
Form of Government:
Special Charter (P.L. 1868 c. 44)
Number of Members on Governing Body - 7

PER CAPITA:		PER CENT:	
Gross Debt	193.80	Gross Debt	1.61
Net Debt	22.53	Net Debt	.19
Debt Service	3.07	Tax Levy Collected	83.47
Total Tax Levy	376.78	Tax Levy Cancelled, Abated or Adjusted	.26
Municipal Expenditures	327.97		

EXPENDITURES		REVENUES-REALIZED		1983 PROPERTY TAX	
GENERAL GOVERNMENT				STATE EQUALIZED TAX RATE	
Governing Body & Public Boards		1983 Property Taxes Collected	4,093,589.26	Local District School Taxes	1.30
Municipal Clerk		1983 Payments in Lieu of Taxes		Regional & Consolidated School Tax	
Financial Administration	92,769.00	Delinquent Tax & Lien Collections	773,609.68	School Taxes in Municipal Budget	
Assessment of Taxes	10,850.00	Business Personalty Replacement Taxes	392,857.72	County Taxes	1.18
Collection of Taxes	24,115.00	Taxes from Public Utilities	1,690,333.00	County Library Taxes	
Planning, Housing & Development	9,242.00	Other Miscellaneous Tax Revenues		Local Municipal Purpose Taxes	.39
Human Resources		State Aid Revenues	142,041.24	Veteran & Senior Citizen Taxes	
Elections	10,000.00	Federal Aid Revenues		Total Taxes for Rate Computation	2.87
General Administration (other)	272,337.00	State and Local Fiscal Assistance Act Utilized	124,000.00	Special District Taxes	
JUDICIARY		Sale of Acquired Property		Bank Corp. Taxes	
Municipal Courts	50,864.00	Other Miscellaneous Revenues	451,104.68	Added and Omitted Taxes	
PUBLIC SAFETY		Total	7,667,535.58	Total Taxes Levied - ABSTRACT	
Fire Protection	364,917.00	Prior Years Surplus Appropriated	600,000.00	Total Taxes Billed	
Police Protection	693,743.00	REVENUES	8,267,535.58	1983 TAXES COLLECTED	
Civil Defense & Disaster Control	700.00	Reserve For Uncollected Taxes	826,852.40	1983 Taxes Cancelled, Abated or Adjusted	
Environmental Inspection & Control	39,725.34			Transfer to Tax Title Liens or Foreclosed	
Other Public Safety				Balance Outstanding Dec. 31, 1983	
PUBLIC WORKS		CAPITAL OUTLAY	TOTAL	PRIOR YEARS TAXES OUTSTANDING	
Streets and Drainage	650,124.00	Public Enterprises		Balance January 1, 1983	
Sewers and Sewage Processing		Recreation—Culture		Collected in 1983	
Garbage and Trash Disposal	90,000.00	Public Works		Cancelled, Abated or Adjusted 1983	
Public Buildings and Grounds	150,918.00	Buildings and Grounds		Transfers to Tax Title Liens or Foreclosed	
Other Public Works	25,000.00	Library and Education		Balance December 31, 1983	
HEALTH and WELFARE		Conservation		TAX TITLE LIENS OUTSTANDING	
Health Services Except Environmental	15,097.00	All Other		Balance January 1, 1983	
Welfare-Public Assistance	28,550.00	CAPITAL DEBT AUTHORIZED, DECEMBER 31, 1983		Transfer From Taxes	
Hospitals, Clinics, First Aid	158,877.00	ISSUED AND UNISSUED	GROSS DEBT	Redeemed in 1983	
Animal, Insect, & Rodent Control	4,000.00	School	984,000	Cancelled, Abated or Adjusted (1983)	
Other Welfare Services		Self-liquidating	1,247,367	Transfers to Foreclosed Property	
RECREATION and CONSERVATION		Other	293,519	Balance December 31, 1983	
Beaches and Boardwalks		Total	2,524,886	PROPERTY ACQUIRED BY DEED OR	
Parks, Playgrounds, Shade Trees	91,900.00			FORECLOSURE	
Land Reclamation & Conservation		ISSUED AND OUTSTANDING		Balance January 1, 1983	
Other Recreational Services	23,650.00	School	984,000.00	Transfers From Taxes or Liens	
EDUCATION (excluding schools)		Self-Liquidating	120,000.00	Sale for Cash (1983)	
Libraries	174,783.00	Other	104,196.80	Cancelled, Abated or Adjusted (1983)	
Other Educational Services		Total	1,208,196.80	Balance December 31, 1983	
STATUTORY EXPENDITURES		EQUALIZED VALUATION BASIS		CURRENT FINANCES DECEMBER 31, 1983	
Pensions & F. I. C. A.	281,261.45	FOR NET DEBT COMPUTATION	156,375,868	ASSETS	
Employee Fringe Benefits	126,800.00	REAL PROPERTY VALUATIONS		Cash Dec. 31, 1983	
Other Statutory Expenditures	15,000.00	Code Class # of Parcels % VAL'N	ASSESSED VALUATION	Taxes Receivable	
CETA And Other Public Employment Programs		1 Vacant Land 325 1.73	2,144,900.00	Tax Title Liens	
MUNICIPAL FUNCTIONS	3,405,228.79	2 Residential 3643 60.99	75,427,500.00	Foreclosed Property	
CAPITAL IMPROVEMENTS	50,000.00	3 Farm		Emergencies & Other Deferred Charges	
DEBT SERVICE		4a Commercial 356 23.11	28,586,300.00	State and Federal Aid Receivable	
Principal Payments	27,803.20	4b Industrial 37 10.79	13,342,300.00	Other Receivables	
Interest Payments	12,196.80	4c Apartments 15 3.38	4,179,800.00	Total	
		Total 4376	123,680,800.00	LIABILITIES, RESERVES, AND SURPLUS	
DEFERRED CHARGES	693.50	Land Area 2.32 Sq. Miles		Cash Liabilities	
SCHOOL, COUNTY, SPECIAL DISTRICT TAXES	4,231,814.12	Net Valuation Taxable-Municipal	127,898,026	Reserves for Receivables	
RESERVE FOR UNCOLLECTED TAXES	826,852.40	Net Valuation Taxable-County	172,765,815	Surplus Dec. 31, 1983	
EXPENDITURES	8,504,588.81	State Equalized Valuation	169,137,785	Total	
		State Equalization Ratio	75.00		

*Includes County Health Service Taxes or County Vocational School Taxes. See Table 13.

0415
Population 1980 45,156
Population 1983 48,379
S & P Rating
Moody Rating AAA

General Tax Rate Per \$100. 4.86
State Equalized Tax Rate 3.11

GLOUCESTER TOWNSHIP – CAMDEN CO.
Form of Government:
Mayor–Council Plan B (OMCL 50)
Number of Members on Governing Body – 7

PER CAPITA:
Gross Debt 298.93
Net Debt 163.91
Debt Service 16.10
Total Tax Levy 545.76
Municipal Expenditures 207.63
PER CENT:
Gross Debt 1.92
Net Debt 1.05
Tax Levy Collected 93.30
Tax Levy Cancelled, Abated or Adjusted .38

EXPENDITURES		REVENUES-REALIZED		1983 PROPERTY TAX	
GENERAL GOVERNMENT				STATE EQUALIZED TAX RATE →	
Governing Body & Public Boards	88,723.00	1983 Property Taxes Collected	24,629,072.61	Local District School Taxes .98	7,829,764.96
Municipal Clerk	95,499.00	1983 Payments in Lieu of Taxes	60,000.00	Regional & Consolidated School Tax .45	3,634,539.42
Financial Administration	51,858.00	Delinquent Tax & Lien Collections	1,546,762.14	School Taxes in Municipal Budget	
Assessment of Taxes	74,866.00	Business Personalty Replacement Taxes	156,114.57	County Taxes 1.14 *	9,142,073.78
Collection of Taxes	77,396.00	Taxes from Public Utilities	2,582,357.00	County Library Taxes .03	202,213.43
Planning, Housing & Development	78,809.00	Other Miscellaneous Tax Revenues		Local Municipal Purpose Taxes .50	4,019,040.01
Human Resources	128,770.00	State Aid Revenues	523,469.83	Veteran & Senior Citizen Taxes	350,700.00
Elections		Federal Aid Revenues		Total Taxes for Rate Computation 3.10	25,178,331.60
General Administration (other)	1,306,914.00	State and Local Fiscal Assistance Act Utilized	345,600.31	Special District Taxes	1,209,784.07
JUDICIARY		Sale of Acquired Property		Bank Corp. Taxes	23,664.63
Municipal Courts	167,553.00	Other Miscellaneous Revenues	955,383.14	Added and Omitted Taxes	342,285.60
PUBLIC SAFETY		Total	30,798,759.60	Total Taxes Levied - ABSTRACT	26,403,365.90
Fire Protection	16,050.00	Prior Years Surplus Appropriated	359,000.00	Total Taxes Billed	26,398,087.27
Police Protection	2,516,713.90	REVENUES TOTAL	31,157,759.60	1983 TAXES COLLECTED	24,629,072.61
Civil Defense & Disaster Control	1,775.00	Reserve For Uncollected Taxes	1,879,114.56	1983 Taxes Cancelled, Abated or Adjusted	100,519.52
Environmental Inspection & Control		CAPITAL OUTLAY TOTAL	1,554,593.95	Transfer to Tax Title Liens or Foreclosed	342,798.86
Other Public Safety				Balance Outstanding Dec. 31, 1983	1,325,696.28
PUBLIC WORKS				PRIOR YEARS TAXES OUTSTANDING	
Streets and Drainage	418,850.00	Public Enterprises		Balance January 1, 1983	1,211,970.84
Sewers and Sewage Processing	1,036,550.00	Recreation—Culture	184,044.31	Collected in 1983	1,133,499.65
Garbage and Trash Disposal		Public Works	995,719.94	Cancelled, Abated or Adjusted 1983	7,653.29
Public Buildings and Grounds	132,616.00	Buildings and Grounds	374,829.70	Transfers to Tax Title Liens or Foreclosed	70,391.88
Other Public Works		Library and Education		Balance December 31, 1983	426.02
HEALTH and WELFARE		Conservation		TAX TITLE LIENS OUTSTANDING	
Health Services Except Environmental	15,945.00	All Other		Balance January 1, 1983	1,220,237.97
Welfare-Public Assistance	26,239.00			Transfer From Taxes	423,622.64
Hospitals, Clinics, First Aid				Redeemed in 1983	413,262.49
Animal, Insect, & Rodent Control				Cancelled, Abated or Adjusted (1983)	151,507.18
Other Welfare Services				Transfers to Foreclosed Property	
RECREATION and CONSERVATION				Balance December 31, 1983	1,079,090.94
Beaches and Boardwalks				PROPERTY ACQUIRED BY DEED OR FORECLOSURE	
Parks, Playgrounds, Shade Trees	12,700.00			Balance January 1, 1983	63,936.83
Land Reclamation & Conservation				Transfers From Taxes or Liens	
Other Recreational Services	16,120.08			Sale for Cash (1983)	
EDUCATION (excluding schools)				Cancelled, Abated or Adjusted (1983)	
Libraries				Balance December 31, 1983	63,936.83
Other Educational Services	100,000.00			CURRENT FINANCES DECEMBER 31, 1983	
STATUTORY EXPENDITURES				ASSETS	
Pensions & F. I. C. A.	558,936.00			Cash Dec. 31, 1983	1,709,822.32
Employee Fringe Benefits	250,700.00			Taxes Receivable	1,326,122.30
Other Statutory Expenditures	33,000.00			Tax Title Liens	1,079,090.94
CETA And Other Public Employment Programs				Foreclosed Property	63,936.83
MUNICIPAL FUNCTIONS TOTAL	7,206,582.98			Emergencies & Other Deferred Charges	120,512.10
CAPITAL IMPROVEMENTS *MEMO*	62,000.00			State and Federal Aid Receivable	9,216.73
DEBT SERVICE				Other Receivables	33,269.77
Principal Payments	202,000.00			Total	4,341,970.99
Interest Payments	576,923.31			LIABILITIES, RESERVES, AND SURPLUS	
DEFERRED CHARGES				Cash Liabilities	739,081.22
SCHOOL, COUNTY, SPECIAL DISTRICT TAXES	22,018,375.66			Reserves for Receivables	2,499,837.32
RESERVE FOR UNCOLLECTED TAXES	1,879,114.56			Surplus Dec. 31, 1983	1,103,052.45
EXPENDITURES TOTAL	32,063,307.39			Total	4,341,970.99

1908
 Population 1980 **2,450**
 Population 1983 **2,522**
 S & P Rating
 Moody Rating

General Tax Rate Per \$100. **2.50**
 State Equalized Tax Rate **2.55**

GREEN TOWNSHIP – SUSSEX COUNTY
Form of Government:
Township Committee
Number of Members on Governing Body – 3

PER CAPITA:
 Gross Debt **205.59**
 Net Debt **10.11**
 Debt Service **15.58**
 Total Tax Levy **677.51**
 Municipal Expenditures **181.89**

PER CENT:
 Gross Debt **.83**
 Net Debt **.04**
 Tax Levy Collected **93.89**
 Tax Levy Cancelled, Abated or Adjusted **2.01**

EXPENDITURES		REVENUES-REALIZED		1983 PROPERTY TAX	
GENERAL GOVERNMENT				STATE EQUALIZED TAX RATE 1.70	
Governing Body & Public Boards		1983 Property Taxes Collected	1,606,140.38	Local District School Taxes	1,131,855.19
Municipal Clerk		1983 Payments in Lieu of Taxes		Regional & Consolidated School Tax	
Financial Administration	12,801.67	Delinquent Tax & Lien Collections	80,339.88	School Taxes in Municipal Budget	
Assessment of Taxes	6,460.05	Business Personalty Replacement Taxes	25,218.36	County Taxes	* 378,458.72
Collection of Taxes	7,401.15	Taxes from Public Utilities	102,311.00	County Library Taxes	.03 22,274.98
Planning, Housing & Development	5,378.00	Other Miscellaneous Tax Revenues		Local Municipal Purpose Taxes	.25 164,806.78
Human Resources		State Aid Revenues	13,510.58	Veteran & Senior Citizen Taxes	15,850.00
Elections		Federal Aid Revenues		Total Taxes for Rate Computation	2.55 1,713,245.67
General Administration (other)	80,165.64	State and Local Fiscal Assistance Act Utilized	14,563.65	Special District Taxes	
JUDICIARY		Sale of Acquired Property		Bank Corp. Taxes	422.81
Municipal Courts	4,672.02	Other Miscellaneous Revenues	56,913.73	Added and Omitted Taxes	10,862.09
PUBLIC SAFETY		Total	1,898,997.58	Total Taxes Levied - ABSTRACT	1,708,680.57
Fire Protection	6,872.40	Prior Years Surplus Appropriated	90,000.00	Total Taxes Billed	1,710,589.35
Police Protection	3,771.00	REVENUES TOTAL	1,988,997.58	1983 TAXES COLLECTED	1,606,140.38
Civil Defense & Disaster Control		Reserve For Uncollected Taxes	114,729.05	1983 Taxes Cancelled, Abated or Adjusted	34,340.87
Environmental Inspection & Control	10,203.00			Transfer to Tax Title Liens or Foreclosed	5,237.68
Other Public Safety				Balance Outstanding Dec. 31, 1983	64,870.42
PUBLIC WORKS		CAPITAL OUTLAY TOTAL	255.00	PRIOR YEARS TAXES OUTSTANDING	
Streets and Drainage	101,510.00	Public Enterprises		Balance January 1, 1983	78,727.19
Sewers and Sewage Processing		Recreation—Culture		Collected in 1983	78,185.89
Garbage and Trash Disposal	3,456.00	Public Works	255.00	Cancelled, Abated or Adjusted 1983	
Public Buildings and Grounds	11,900.00	Buildings and Grounds		Transfers to Tax Title Liens or Foreclosed	541.30
Other Public Works	9,563.65	Library and Education		Balance December 31, 1983	
HEALTH and WELFARE		Conservation		TAX TITLE LIENS OUTSTANDING	
Health Services Except Environmental	10,075.00	All Other		Balance January 1, 1983	5,988.33
Welfare-Public Assistance	204.33			Transfer From Taxes	6,362.12
Hospitals, Clinics, First Aid		CAPITAL DEBT AUTHORIZED, DECEMBER 31, 1983		Redeemed in 1983	2,153.99
Animal, Insect, & Rodent Control		ISSUED AND UNISSUED		Cancelled, Abated or Adjusted (1983)	
Other Welfare Services		School	493,000	Transfers to Foreclosed Property	
RECREATION and CONSERVATION		Self-liquidating	25,500	Balance December 31, 1983	10,196.46
Beaches and Boardwalks		Other	518,500	PROPERTY ACQUIRED BY DEED OR FORECLOSURE	
Parks, Playgrounds, Shade Trees		Total		Balance January 1, 1983	340,000.00
Land Reclamation & Conservation	155.02			Transfers From Taxes or Liens	
Other Recreational Services	6,748.00			Sale for Cash (1983)	7,135.26
EDUCATION (excluding schools)		ISSUED AND OUTSTANDING		Cancelled, Abated or Adjusted (1983)	29,564.74
Libraries		School	493,000.00	Balance December 31, 1983	303,300.00
Other Educational Services		Self-liquidating	25,500.00	CURRENT FINANCES DECEMBER 31, 1983	
STATUTORY EXPENDITURES		Other	518,500.00	ASSETS	
Pensions & F. I. C. A.	12,137.59	Total		Cash Dec. 31, 1983	217,492.52
Employee Fringe Benefits	5,309.97	EQUALIZED VALUATION BASIS	62,588,706	Taxes Receivable	64,870.42
Other Statutory Expenditures	722.61	FOR NET DEBT COMPUTATION		Tax Title Liens	10,196.46
CETA And Other Public Employment Programs		REAL PROPERTY VALUATIONS		Foreclosed Property	303,300.00
MUNICIPAL FUNCTIONS TOTAL	299,507.10	Code Class # of Parcels % VAL'N	ASSESSED VALUATION	Emergencies & Other Deferred Charges	20,800.00
CAPITAL IMPROVEMENTS *MEMU*		1 Vacant Land 543 7.47	5,047,800.00	State and Federal Aid Receivable	1,100.30
DEBT SERVICE		2 Residential 631 71.39	48,251,800.00	Other Receivables	450.00
Principal Payments	32,500.00	3 Farm 282 15.00	10,143,361.00	Total	618,209.70
Interest Payments	6,790.49	4a Commercial 12 2.28	1,541,700.00	LIABILITIES, RESERVES, AND SURPLUS	
		4b Industrial 8 3.86	2,606,800.00	Cash Liabilities	38,977.70
		4c Apartments		Reserves for Receivables	378,816.88
		Total 1476	67,591,461.00	Surplus Dec. 31, 1983	200,415.12
DEFERRED CHARGES	5,207.19	Land Area 15.80 Sq. Miles		Total	618,209.70
SCHOOL, COUNTY, SPECIAL DISTRICT TAXES	1,532,588.89	Net Valuation Taxable-Municipal	67,991,073		
RESERVE FOR UNCOLLECTED TAXES	114,729.05	Net Valuation Taxable-County	65,995,981		
EXPENDITURES TOTAL	1,991,322.72	State Equalized Valuation	66,757,082		
		State Equalization Ratio	101.86		

*Includes County Health Service Taxes or County Vocational School Taxes. See Table 13.

1809
Population 1980 4,640
Population 1983 4,585
S & P Rating
Moody Rating A

General Tax Rate Per \$100. 2.42
State Equalized Tax Rate 2.37

GREEN BROOK TWP. – SOMERSET COUNTY
Form of Government:
Township Committee
Number of Members on Governing Body – 5

PER CAPITA:
Gross Debt 1,045.30
Net Debt 514.22
Debt Service 28.90
Total Tax Levy 916.63
Municipal Expenditures 334.47

PER CENT:
Gross Debt 2.94
Net Debt 1.45
Tax Levy Collected 95.72
Tax Levy Cancelled, Abated or Adjusted .20

EXPENDITURES		REVENUES-REALIZED		1983 PROPERTY TAX	
GENERAL GOVERNMENT				STATE EQUALIZED TAX RATE	
Governing Body & Public Boards		1983 Property Taxes Collected	4,034,999.69	Local District School Taxes	1.59
Municipal Clerk	15,842.80	1983 Payments in Lieu of Taxes		Regional & Consolidated School Tax	
Financial Administration	12,464.76	Delinquent Tax & Lien Collections	191,170.56	School Taxes in Municipal Budget	
Assessment of Taxes	21,879.04	Business Personalty Replacement Taxes	75,136.24	County Taxes	.48
Collection of Taxes	21,761.08	Taxes from Public Utilities	379,491.00	County Library Taxes	.04
Planning, Housing & Development		Other Miscellaneous Tax Revenues		Local Municipal Purpose Taxes	.26
Human Resources	705.00	State Aid Revenues	36,034.26	Veteran & Senior Citizen Taxes	
Elections	129,560.52	Federal Aid Revenues	40,785.54	Total Taxes for Rate Computation	2.37
General Administration (other)		State and Local Fiscal Assistance Act Utilized		Special District Taxes	
JUDICIARY	20,111.04	Sale of Acquired Property	303,751.87	Bank Corp. Taxes	2,497.23
Municipal Courts		Other Miscellaneous Revenues	5,061,369.16	Added and Omitted Taxes	27,836.24
PUBLIC SAFETY		Total	5,061,369.16	Total Taxes Levied - ABSTRACT	4,202,735.26
Fire Protection	86,119.85	Prior Years Surplus Appropriated	273,398.30	Total Taxes Billed	4,215,273.10
Police Protection	448,473.66	REVENUES TOTAL	5,334,767.46	1983 TAXES COLLECTED	4,034,999.69
Civil Defense & Disaster Control		Reserve For Uncollected Taxes	249,606.68	1983 Taxes Cancelled, Abated or Adjusted	8,344.08
Environmental Inspection & Control	50,915.20			Transfer to Tax Title Liens or Foreclosed	6,253.28
Other Public Safety		CAPITAL OUTLAY TOTAL	1,204,884.61	Balance Outstanding Dec. 31, 1983	165,676.05
PUBLIC WORKS	96,087.36			PRIOR YEARS TAXES OUTSTANDING	
Streets and Drainage		Public Enterprises	811,492.42	Balance January 1, 1983	182,916.71
Sewers and Sewage Processing		Recreation—Culture		Collected in 1983	161,165.97
Garbage and Trash Disposal	28,551.54	Public Works	184,783.76	Cancelled, Abated or Adjusted 1983	4,064.30
Public Buildings and Grounds		Buildings and Grounds	208,608.43	Transfers to Tax Title Liens or Foreclosed	10,228.08
Other Public Works		Library and Education		Balance December 31, 1983	7,458.36
HEALTH and WELFARE	48,520.97	Conservation		TAX TITLE LIENS OUTSTANDING	
Health Services Except Environmental	7,872.48	All Other		Balance January 1, 1983	41,750.90
Welfare-Public Assistance				Transfer From Taxes	18,727.48
Hospitals, Clinics, First Aid	2,235.94	CAPITAL DEBT AUTHORIZED, DECEMBER 31, 1983		Redeemed in 1983	30,004.59
Animal, Insect, & Rodent Control		ISSUED AND UNISSUED		Cancelled, Abated or Adjusted (1983)	307.80
Other Welfare Services		School	1,015,000	Transfers to Foreclosed Property	
RECREATION and CONSERVATION		Self-Liquidating	1,420,000	Balance December 31, 1983	30,165.99
Beaches and Boardwalks		Other	2,357,704	PROPERTY ACQUIRED BY DEED OR FORECLOSURE	
Parks, Playgrounds, Shade Trees	2,550.00	Total	4,792,704	Balance January 1, 1983	91,800.00
Land Reclamation & Conservation	5,600.00			Transfers From Taxes or Liens	
Other Recreational Services		ISSUED AND OUTSTANDING		Sale for Cash (1983)	
EDUCATION (excluding schools)		School	1,015,000.00	Cancelled, Abated or Adjusted (1983)	
Libraries		Self-Liquidating	1,275,000.00	Balance December 31, 1983	91,800.00
Other Educational Services		Other	2,005,000.00	CURRENT FINANCES DECEMBER 31, 1983	
STATUTORY EXPENDITURES	89,293.00	Total	4,295,000.00	ASSETS	
Pensions & F. I. C. A.	33,350.00	EQUALIZED VALUATION BASIS		Cash Dec. 31, 1983	1,134,518.23
Employee Fringe Benefits	5,300.00	FOR NET DEBT COMPUTATION	163,000,144	Taxes Receivable	173,134.41
Other Statutory Expenditures		REAL PROPERTY VALUATIONS		Tax Title Liens	30,165.99
CETA And Other Public Employment Programs	1,127,194.24	Code Class # of Parcels % VAL'N		Foreclosed Property	91,800.00
MUNICIPAL FUNCTIONS		1 Vacant Land 285 5.35		Emergencies & Other Deferred Charges	24,000.00
CAPITAL IMPROVEMENTS	15,000.00	2 Residential 1325 69.42		State and Federal Aid Receivable	18,597.08
DEBT SERVICE		3 Farm 15 .06		Other Receivables	36.36
Principal Payments	50,000.00	4a Commercial 151 23.13		Total	1,472,252.07
Interest Payments	82,519.20	4b Industrial 11 2.04		LIABILITIES, RESERVES, AND SURPLUS	
		4c Apartments		Cash Liabilities	148,926.36
		Total 1787		Reserves for Receivables	295,136.76
DEFERRED CHARGES	24,236.75	Land Area 4.60 Sq. Miles		Surplus Dec. 31, 1983	1,028,188.95
SCHOOL, COUNTY, SPECIAL DISTRICT TAXES	3,715,398.26	Net Valuation Taxable-Municipal	173,034,581	Total	1,472,252.07
RESERVE FOR UNCOLLECTED TAXES	249,606.68	Net Valuation Taxable-County	170,744,406		
EXPENDITURES	5,248,955.13	State Equalized Valuation	176,442,705		
		State Equalization Ratio	98.06		

0606
 Population 1980 **973**
 Population 1983 **956**
 S & P Rating
 Moody Rating

General Tax Rate Per \$100. **3.29**
 State Equalized Tax Rate **2.76**

GREENWICH TWP. – CUMBERLAND CO.
Form of Government:
Township Committee
Number of Members on Governing Body – 3

PER CAPITA:
 Gross Debt **422.45**
 Net Debt
 Debt Service
 Total Tax Levy **570.53**
 Municipal Expenditures **209.33**

PER CENT:
 Gross Debt **2.24**
 Net Debt
 Tax Levy Collected **85.41**
 Tax Levy Cancelled, Abated or Adjusted

EXPENDITURES		REVENUES-REALIZED		1983 PROPERTY TAX	
GENERAL GOVERNMENT				STATE EQUALIZED TAX RATE	
Governing Body & Public Boards		1983 Property Taxes Collected	465,620.45	Local District School Taxes .99	194,390.00
Municipal Clerk		1983 Payments in Lieu of Taxes	67,123.91	Regional & Consolidated School Tax .56	109,498.29
Financial Administration	7,600.00	Delinquent Tax & Lien Collections	19,909.92	School Taxes in Municipal Budget	
Assessment of Taxes	4,150.00	Business Personalty Replacement Taxes	42,375.00	County Taxes 1.09 *	215,613.32
Collection of Taxes	2,660.00	Taxes from Public Utilities		County Library Taxes	
Planning, Housing & Development	2,350.00	Other Miscellaneous Tax Revenues	6,471.76	Local Municipal Purpose Taxes .13	24,819.32
Human Resources		State Aid Revenues	5,825.35	Veteran & Senior Citizen Taxes	14,400.00
Elections	1,000.00	Federal Aid Revenues		Total Taxes for Rate Computation 2.77	558,720.93
General Administration (other)	16,555.00	State and Local Fiscal Assistance Act Utilized		Special District Taxes	
JUDICIARY		Sale of Acquired Property	21,709.04	Bank Corp. Taxes	312.38
Municipal Courts	3,032.00	Other Miscellaneous Revenues	629,035.43	Added and Omitted Taxes	797.48
PUBLIC SAFETY		Total	672,862.51	Total Taxes Levied - ABSTRACT	545,430.79
Fire Protection	8,600.00	Prior Years Surplus Appropriated	43,827.08	Total Taxes Billed	545,167.89
Police Protection	6,600.00	REVENUES TOTAL	96,019.28	1983 TAXES COLLECTED	465,620.45
Civil Defense & Disaster Control	2,250.00			1983 Taxes Cancelled, Abated or Adjusted	
Environmental Inspection & Control	3,705.00			Transfer to Tax Title Liens or Foreclosed	4,089.51
Other Public Safety	5,225.35			Balance Outstanding Dec. 31, 1983	75,457.93
PUBLIC WORKS		CAPITAL OUTLAY TOTAL		PRIOR YEARS TAXES OUTSTANDING	
Streets and Drainage	13,600.00			Balance January 1, 1983	110,242.67
Sewers and Sewage Processing		Public Enterprises		Collected in 1983	64,376.54
Garbage and Trash Disposal	12,200.00	Recreation—Culture		Cancelled, Abated or Adjusted 1983	38.87
Public Buildings and Grounds	6,800.00	Public Works		Transfers to Tax Title Liens or Foreclosed	5,646.31
Other Public Works		Buildings and Grounds		Balance December 31, 1983	40,180.95
HEALTH and WELFARE		Library and Education		TAX TITLE LIENS OUTSTANDING	
Health Services Except Environmental	200.00	Conservation		Balance January 1, 1983	3,941.03
Welfare-Public Assistance	700.00	All Other		Transfer From Taxes	10,422.77
Hospitals, Clinics, First Aid				Redeemed in 1983	2,747.37
Animal, Insect, & Rodent Control	775.00	CAPITAL DEBT AUTHORIZED, DECEMBER 31, 1983		Cancelled, Abated or Adjusted (1983)	
Other Welfare Services		ISSUED AND UNISSUED		Transfers to Foreclosed Property	
RECREATION and CONSERVATION		School	403,866	Balance December 31, 1983	11,616.43
Beaches and Boardwalks		Self-liquidating		PROPERTY ACQUIRED BY DEED OR	
Parks, Playgrounds, Shade Trees	2,500.00	Other	403,866	FORECLOSURE	
Land Reclamation & Conservation	100.00	Total		Balance January 1, 1983	200.00
Other Recreational Services	450.00	ISSUED AND OUTSTANDING		Transfers From Taxes or Liens	
EDUCATION (excluding schools)		School	403,866.38	Sale for Cash (1983)	
Libraries		Self-Liquidating		Cancelled, Abated or Adjusted (1983)	
Other Educational Services		Other		Balance December 31, 1983	200.00
STATUTORY EXPENDITURES		Total	403,866.38	CURRENT FINANCES DECEMBER 31, 1983	
Pensions & F. I. C. A.	2,645.00	EQUALIZED VALUATION BASIS	17,992,026	ASSETS	
Employee Fringe Benefits		FOR NET DEBT COMPUTATION		Cash Dec. 31, 1983	161,541.99
Other Statutory Expenditures	400.00	REAL PROPERTY VALUATIONS		Taxes Receivable	115,638.88
CETA And Other Public Employment Programs		Code Class # of Parcels % VAL'N		Tax Title Liens	11,616.43
MUNICIPAL FUNCTIONS TOTAL	104,097.35	1 Vacant Land 113 2.19	352,900.00	Foreclosed Property	200.00
CAPITAL IMPROVEMENTS *MEMO*	500.00	2 Residential 271 58.38	9,426,500.00	Emergencies & Other Deferred Charges	
DEBT SERVICE		3 Farm 200 31.77	5,131,100.00	State and Federal Aid Receivable	15,291.80
Principal Payments		4a Commercial 26 7.66	1,237,200.00	Other Receivables	6,502.96
Interest Payments		4b Industrial		Total	310,792.06
DEFERRED CHARGES		4c Apartments		LIABILITIES, RESERVES, AND SURPLUS	
SCHOOL, COUNTY, SPECIAL DISTRICT TAXES	519,501.61	Total 610	16,147,700.00	Cash Liabilities	83,623.72
RESERVE FOR UNCOLLECTED TAXES	96,019.28	Land Area 19.00 Sq. Miles		Reserves for Receivables	133,958.27
EXPENDITURES TOTAL	719,618.24	Net Valuation Taxable-Municipal	16,546,213	Surplus Dec. 31, 1983	93,210.07
		Net Valuation Taxable-County	18,491,750	Total	310,792.06
		State Equalized Valuation	19,631,124		
		State Equalization Ratio	83.96		

0807
 Population 1980 **5,404**
 Population 1983 **5,394**
 S & P Rating
 Moody Rating

General Tax Rate Per \$100. **1.79**
 State Equalized Tax Rate **1.81**

GREENWICH TWP. - GLOUCESTER COUNTY
Form of Government:
Small Municipality Plan C (OMCL 50)
Number of Members on Governing Body - 5

PER CAPITA:
 Gross Debt **846.03**
 Net Debt **706.06**
 Debt Service **7.84**
 Total Tax Levy **1,005.54**
 Municipal Expenditures **393.68**

PER CENT:
 Gross Debt **1.54**
 Net Debt **1.29**
 Tax Levy Collected **98.33**
 Tax Levy Cancelled, Abated or Adjusted **.11**

EXPENDITURES		REVENUES-REALIZED		1983 PROPERTY TAX	
GENERAL GOVERNMENT				STATE EQUALIZED TAX RATE	
Governing Body & Public Boards	22,360.00	1983 Property Taxes Collected	5,581,751.57	Local District School Taxes	.89
Municipal Clerk	33,275.00	1983 Payments in Lieu of Taxes		Regional & Consolidated School Tax	
Financial Administration	30,775.00	Delinquent Tax & Lien Collections	55,110.72	School Taxes in Municipal Budget	
Assessment of Taxes	18,860.00	Business Personalty Replacement Taxes	393,108.28	County Taxes	.66
Collection of Taxes	12,270.00	Taxes from Public Utilities	568,475.00	County Library Taxes	.02
Planning, Housing & Development	29,030.00	Other Miscellaneous Tax Revenues		Local Municipal Purpose Taxes	.24
Human Resources	4,500.00	State Aid Revenues	42,908.32	Veteran & Senior Citizen Taxes	
Elections	2,700.00	Federal Aid Revenues		Total Taxes for Rate Computation	1.81
General Administration (other)	214,360.00	State and Local Fiscal Assistance Act Utilized	54,099.99	Special District Taxes	
JUDICIARY		Sale of Acquired Property		Bank Corp. Taxes	
Municipal Courts	22,045.00	Other Miscellaneous Revenues	239,057.76	Added and Omitted Taxes	
PUBLIC SAFETY		Total	6,934,511.64	Total Taxes Levied - ABSTRACT	
Fire Protection	80,750.00	Prior Years Surplus Appropriated	200,000.00	Total Taxes Billed	
Police Protection	486,892.99	REVENUES TOTAL	7,134,511.64	1983 TAXES COLLECTED	
Civil Defense & Disaster Control	700.00	Reserve For Uncollected Taxes	103,990.69	1983 Taxes Cancelled, Abated or Adjusted	
Environmental Inspection & Control	21,661.75	CAPITAL OUTLAY TOTAL	207,418.40	Transfer to Tax Title Liens or Foreclosed	
Other Public Safety				Balance Outstanding Dec. 31, 1983	
PUBLIC WORKS				PRIOR YEARS TAXES OUTSTANDING	
Streets and Drainage	212,910.00	Public Enterprises	9,556.80	Balance January 1, 1983	
Sewers and Sewage Processing	164,382.12	Recreation—Culture	5,711.78	Collected in 1983	
Garbage and Trash Disposal	160,835.00	Public Works	72,950.67	Cancelled, Abated or Adjusted 1983	
Public Buildings and Grounds	43,710.00	Buildings and Grounds	119,199.15	Transfers to Tax Title Liens or Foreclosed	
Other Public Works	51,600.00	Library and Education		Balance December 31, 1983	
HEALTH and WELFARE		Conservation		TAX TITLE LIENS OUTSTANDING	
Health Services Except Environmental	13,358.00	All Other		Balance January 1, 1983	
Welfare-Public Assistance	500.00	CAPITAL DEBT AUTHORIZED, DECEMBER 31, 1983		Transfer From Taxes	
Hospitals, Clinics, First Aid		ISSUED AND UNISSUED		Redeemed in 1983	
Animal, Insect, & Rodent Control	15,700.00	GROSS DEBT		Cancelled, Abated or Adjusted (1983)	
Other Welfare Services	3,685.00	School	755,000	Transfers to Foreclosed Property	
RECREATION and CONSERVATION		Self-liquidating	2,475,500	Balance December 31, 1983	
Beaches and Boardwalks		Other	1,333,000	PROPERTY ACQUIRED BY DEED OR FORECLOSURE	
Parks, Playgrounds, Shade Trees	12,280.00	Total	4,563,500	Balance January 1, 1983	
Land Reclamation & Conservation	2,050.00	ISSUED AND OUTSTANDING		Transfers From Taxes or Liens	
Other Recreational Services	31,000.00	School	755,000.00	Sale for Cash (1983)	
EDUCATION (excluding schools)		Self-Liquidating	40,000.00	Cancelled, Abated or Adjusted (1983)	
Libraries	36,390.00	Other	625,000.00	Balance December 31, 1983	
Other Educational Services		Total	1,420,000.00	CURRENT FINANCES DECEMBER 31, 1983	
STATUTORY EXPENDITURES		EQUALIZED VALUATION BASIS		ASSETS	
Pensions & F. I. C. A.	117,180.62	FOR NET DEBT COMPUTATION		Cash Dec. 31, 1983	
Employee Fringe Benefits	67,000.00	REAL PROPERTY VALUATIONS		Taxes Receivable	
Other Statutory Expenditures	4,000.00	Code Class # of Parcels % VAL'N		Tax Title Liens	
CETA And Other Public Employment Programs		1 Vacant Land 261 2.43		Foreclosed Property	
MUNICIPAL FUNCTIONS TOTAL	1,916,760.48	2 Residential 1641 23.58		Emergencies & Other Deferred Charges	
CAPITAL IMPROVEMENTS *MEMO*	18,000.00	3 Farm 65 .39		State and Federal Aid Receivable	
DEBT SERVICE		4a Commercial 59 2.15		Other Receivables	
Principal Payments	42,275.00	4b Industrial 15 71.36		Total	
Interest Payments		4c Apartments 4 .08		LIABILITIES, RESERVES, AND SURPLUS	
		Total 2045		Cash Liabilities	
DEFERRED CHARGES		Land Area 9.44 Sq. Miles		Reserves for Receivables	
SCHOOL, COUNTY, SPECIAL DISTRICT TAXES	60,464.16	Net Valuation Taxable-Municipal		Surplus Dec. 31, 1983	
RESERVE FOR UNCOLLECTED TAXES	4,691,429.02	Net Valuation Taxable-County		Total	
EXPENDITURES TOTAL	103,990.69	State Equalized Valuation			
	6,814,919.35	State Equalization Ratio			

2107
Population 1980 1,738
Population 1983 1,736
S & P Rating
Moody Rating

General Tax Rate Per \$100. 3.56
State Equalized Tax Rate 2.17

GREENWICH TOWNSHIP - WARREN CO.
Form of Government:
Township Committee
Number of Members on Governing Body - 3

PER CAPITA:
Gross Debt 138.82
Net Debt 66.24
Debt Service 9.45
Total Tax Levy 620.06
Municipal Expenditures 226.67

PER CENT:
Gross Debt .55
Net Debt .26
Tax Levy Collected 93.32
Tax Levy Cancelled, Abated or Adjusted .26

EXPENDITURES		REVENUES-REALIZED		1983 PROPERTY TAX	
GENERAL GOVERNMENT				STATE EQUALIZED TAX RATE 1.40	
Governing Body & Public Boards		1983 Property Taxes Collected 1,004,966.30		Local District School Taxes	685,009.75
Municipal Clerk				Regional & Consolidated School Tax	
Financial Administration	6,950.00	1983 Payments in Lieu of Taxes 56,648.79		School Taxes in Municipal Budget	
Assessment of Taxes	5,017.00	Delinquent Tax & Lien Collections 29,662.36		County Taxes	300,498.52 *
Collection of Taxes	4,796.00	Business Personalty Replacement Taxes 115,614.00		County Library Taxes	16,265.79
Planning, Housing & Development	14,425.00	Taxes from Public Utilities		Local Municipal Purpose Taxes	62,849.00
Human Resources		Other Miscellaneous Tax Revenues		Veteran & Senior Citizen Taxes	21,200.00
Elections		State Aid Revenues 20,685.14		Total Taxes for Rate Computation	1,085,823.06
General Administration (other)	84,387.00	Federal Aid Revenues		Special District Taxes	
JUDICIARY		State and Local Fiscal Assistance Act Utilized 6,088.00		Bank Corp. Taxes	1,277.21
Municipal Courts	14,050.00	Sale of Acquired Property		Added and Omitted Taxes	10,523.83
PUBLIC SAFETY		Other Miscellaneous Revenues 103,297.78		Total Taxes Levied - ABSTRACT	1,076,424.10
Fire Protection	18,788.00	Total 1,338,962.37		Total Taxes Billed	1,076,863.52
Police Protection	54,325.00	Prior Years Surplus Appropriated 83,675.80		1983 TAXES COLLECTED	1,004,966.30
Civil Defense & Disaster Control	425.00	REVENUES TOTAL 1,422,638.17		1983 Taxes Cancelled, Abated or Adjusted	2,846.02
Environmental Inspection & Control		Reserve For Uncollected Taxes 63,830.00		Transfer to Tax Title Liens or Foreclosed	124.60
Other Public Safety		CAPITAL OUTLAY TOTAL 22,916.88		Balance Outstanding Dec. 31, 1983	68,924.60
PUBLIC WORKS				PRIOR YEARS TAXES OUTSTANDING	
Streets and Drainage	55,450.00	Public Enterprises		Balance January 1, 1983	73,525.29
Sewers and Sewage Processing		Recreation—Culture 2,946.88		Collected in 1983	56,648.79
Garbage and Trash Disposal		Public Works 19,970.00		Cancelled, Abated or Adjusted 1983	.44
Public Buildings and Grounds	23,550.00	Buildings and Grounds		Transfers to Tax Title Liens or Foreclosed	
Other Public Works	6,800.00	Library and Education		Balance December 31, 1983	16,876.06
HEALTH and WELFARE		Conservation		TAX TITLE LIENS OUTSTANDING	
Health Services Except Environmental	200.00	All Other		Balance January 1, 1983	988.76
Welfare-Public Assistance	425.00	CAPITAL DEBT AUTHORIZED, DECEMBER 31, 1983		Transfer From Taxes	124.60
Hospitals, Clinics, First Aid		ISSUED AND UNISSUED GROSS DEBT NET DEBT		Redeemed in 1983	
Animal, Insect, & Rodent Control		School 126,000		Cancelled, Abated or Adjusted (1983)	
Other Welfare Services		Self-liquidating 115,000 115,000		Transfers to Foreclosed Property	
RECREATION and CONSERVATION		Other 241,000 115,000		Balance December 31, 1983	1,113.36
Beaches and Boardwalks		ISSUED AND OUTSTANDING		PROPERTY ACQUIRED BY DEED OR FORECLOSURE	
Parks, Playgrounds, Shade Trees	3,000.00	School 126,000.00		Balance January 1, 1983	
Land Reclamation & Conservation	750.00	Self-Liquidating 115,000.00		Transfers From Taxes or Liens	
Other Recreational Services		Other 241,000.00		Sale for Cash (1983)	
EDUCATION (excluding schools)		Total 44,024,049		Cancelled, Abated or Adjusted (1983)	
Libraries	475.00	EQUALIZED VALUATION BASIS		Balance December 31, 1983	
Other Educational Services	200.00	FOR NET DEBT COMPUTATION		CURRENT FINANCES DECEMBER 31, 1983	
STATUTORY EXPENDITURES		REAL PROPERTY VALUATIONS		ASSETS	
Pensions & F. I. C. A.	10,548.57	Code Class # of Parcels % VAL'N ASSESSED VALUATION		Cash Dec. 31, 1983	528,957.85
Employee Fringe Benefits	7,800.00	1 Vacant Land 41 1.24 306,500.00		Taxes Receivable	85,800.66
Other Statutory Expenditures	900.00	2 Residential 483 67.86 20,125,650.00		Tax Title Liens	1,113.36
CETA And Other Public Employment Programs		3 Farm 179 14.11 4,186,300.00		Foreclosed Property	
MUNICIPAL FUNCTIONS TOTAL 313,261.57		4a Commercial 38 14.10 4,181,400.00		Emergencies & Other Deferred Charges	
CAPITAL IMPROVEMENTS *MEMO* 10,000.00		4b Industrial 4 2.69 797,050.00		State and Federal Aid Receivable	11,434.50
DEBT SERVICE		4c Apartments 745 29,656,900.00		Other Receivables	1,312.94
Principal Payments 10,000.00		Total 745 29,656,900.00		Total	628,619.31
Interest Payments 6,406.25		Land Area 10.42 Sq. Miles		LIABILITIES, RESERVES, AND SURPLUS	
DEFERRED CHARGES		Net Valuation Taxable-Municipal 29,956,171		Cash Liabilities	410,198.79
SCHOOL, COUNTY, SPECIAL DISTRICT TAXES 63,830.00		Net Valuation Taxable-County 46,570,832		Reserves for Receivables	88,226.96
RESERVE FOR UNCOLLECTED TAXES 1,395,271.88		State Equalized Valuation 48,806,340		Surplus Dec. 31, 1983	130,193.56
EXPENDITURES TOTAL		State Equalization Ratio 61.04		Total	628,619.31

*Includes County Health Service Taxes or County Vocational School Taxes. See Table 13.

0903
Population 1980 7,340
Population 1983 7,416
S & P Rating
Moody Rating

General Tax Rate Per \$100. 5.19
State Equalized Tax Rate 2.37

GUTTENBERG TOWN – HUDSON COUNTY
Form of Government:
Town Council
Number of Members on Governing Body – 6

PER CAPITA:
Gross Debt 24.27
Net Debt 2.02
Debt Service 10.05
Total Tax Levy 658.73
Municipal Expenditures 300.44
PER CENT:
Gross Debt .11
Net Debt .01
Tax Levy Collected 96.68
Tax Levy Cancelled, Abated or Adjusted

EXPENDITURES		REVENUES-REALIZED		1983 PROPERTY TAX	
GENERAL GOVERNMENT				STATE EQUALIZED TAX RATE	
Governing Body & Public Boards		1983 Property Taxes Collected	4,720,610.31	Local District School Taxes .70	1,448,769.05
Municipal Clerk		1983 Payments in Lieu of Taxes		Regional & Consolidated School Tax	
Financial Administration	44,205.00	Delinquent Tax & Lien Collections	95,458.95	School Taxes in Municipal Budget .03	52,546.00
Assessment of Taxes	13,850.00	Business Personalty Replacement Taxes	104,817.32	County Taxes .99 *	2,048,099.89
Collection of Taxes	13,600.00	Taxes from Public Utilities	194,193.00	County Library Taxes	
Planning, Housing & Development	19,500.00	Other Miscellaneous Tax Revenues		Local Municipal Purpose Taxes .64	1,329,402.08
Human Resources	4,000.00	State Aid Revenues	61,375.71	Veteran & Senior Citizen Taxes	40,256.10
Elections	2,700.00	Federal Aid Revenues		Total Taxes for Rate Computation 2.36	4,919,073.12
General Administration (other)	201,420.00	State and Local Fiscal Assistance Act Utilized	27,633.00	Special District Taxes	
JUDICIARY		Sale of Acquired Property		Bank Corp. Taxes	3,061.10
Municipal Courts	41,050.00	Other Miscellaneous Revenues	207,712.88	Added and Omitted Taxes	3,270.03
PUBLIC SAFETY		Total	5,411,801.17	Total Taxes Levied - ABSTRACT	4,885,148.15
Fire Protection	199,250.00	Prior Years Surplus Appropriated	400,000.00	Total Taxes Billed	4,882,922.04
Police Protection	499,095.00	REVENUES TOTAL	5,811,801.17	1983 TAXES COLLECTED	4,720,610.31
Civil Defense & Disaster Control	350.00	Reserve For Uncollected Taxes	311,819.16	1983 Taxes Cancelled, Abated or Adjusted	
Environmental Inspection & Control	7,500.00	CAPITAL OUTLAY TOTAL	32,600.00	Transfer to Tax Title Liens or Foreclosed	
Other Public Safety		Public Enterprises		Balance Outstanding Dec. 31, 1983	162,311.73
PUBLIC WORKS		Recreation—Culture	6,100.00	PRIOR YEARS TAXES OUTSTANDING	
Streets and Drainage	149,300.00	Public Works		Balance January 1, 1983	92,043.31
Sewers and Sewage Processing	17,500.00	Buildings and Grounds		Collected in 1983	90,776.10
Garbage and Trash Disposal	162,052.39	Library and Education		Cancelled, Abated or Adjusted 1983	
Public Buildings and Grounds	39,000.00	Conservation		Transfers to Tax Title Liens or Foreclosed	
Other Public Works	21,000.00	All Other	26,500.00	Balance December 31, 1983	1,267.21
HEALTH and WELFARE		CAPITAL DEBT AUTHORIZED, DECEMBER 31, 1983		TAX TITLE LIENS OUTSTANDING	
Health Services Except Environmental	51,528.13	ISSUED AND UNISSUED		Balance January 1, 1983	8,067.87
Welfare-Public Assistance	20,450.00	School	165,000	Transfer From Taxes	
Hospitals, Clinics, First Aid		Self-liquidating	15,000	Redeemed in 1983	4,682.85
Animal, Insect, & Rodent Control		Other	180,000	Cancelled, Abated or Adjusted (1983)	
Other Welfare Services		Total	180,000	Transfers to Foreclosed Property	
RECREATION and CONSERVATION		ISSUED AND OUTSTANDING		Balance December 31, 1983	3,385.02
Beaches and Boardwalks		School	165,000.00	PROPERTY ACQUIRED BY DEED OR FORECLOSURE	
Parks, Playgrounds, Shade Trees		Self-Liquidating	15,000.00	Balance January 1, 1983	10,800.00
Land Reclamation & Conservation		Other	180,000.00	Transfers From Taxes or Liens	
Other Recreational Services	58,500.00	Total	180,000.00	Sale for Cash (1983)	
EDUCATION (excluding schools)		EQUALIZED VALUATION BASIS		Cancelled, Abated or Adjusted (1983)	
Libraries	12,845.00	FOR NET DEBT COMPUTATION	161,517,637	Balance December 31, 1983	10,800.00
Other Educational Services		REAL PROPERTY VALUATIONS		CURRENT FINANCES DECEMBER 31, 1983	
STATUTORY EXPENDITURES		Code Class # of Parcels % VAL'N		ASSETS	
Pensions & F. I. C. A.	137,221.30	1 Vacant Land 17 .66	615,200.00	Cash Dec. 31, 1983	1,938,678.28
Employee Fringe Benefits	111,400.00	2 Residential 1786 76.57	71,712,200.00	Taxes Receivable	163,578.94
Other Statutory Expenditures	5,000.00	3 Farm		Tax Title Liens	3,385.02
CETA And Other Public Employment Programs		4a Commercial 144 8.07	7,555,700.00	Foreclosed Property	10,800.00
MUNICIPAL FUNCTIONS TOTAL	1,832,316.82	4b Industrial 99 4.29	4,020,600.00	Emergencies & Other Deferred Charges	72,600.00
CAPITAL IMPROVEMENTS *MEMO*	116,100.00	4c Apartments 82 10.42	9,756,100.00	State and Federal Aid Receivable	25,355.26
DEBT SERVICE		Total 2128	93,659,800.00	Other Receivables	82,040.49
Principal Payments	55,000.00	Land Area .20 Sq. Miles		Total	2,296,437.99
Interest Payments	19,532.50	Net Valuation Taxable-Municipal	94,110,835	LIABILITIES, RESERVES, AND SURPLUS	
TYPE I SCHL DEBT *MEMO	58,385.00	Net Valuation Taxable-County	175,358,084	Cash Liabilities	1,086,521.37
DEFERRED CHARGES	9,400.00	State Equalized Valuation	205,800,301	Reserves for Receivables	259,804.45
SCHOOL, COUNTY, SPECIAL DISTRICT TAXES	3,549,414.94	State Equalization Ratio 45.61		Surplus Dec. 31, 1983	950,112.17
RESERVE FOR UNCOLLECTED TAXES	311,819.16			Total	2,296,437.99
EXPENDITURES TOTAL	5,777,483.42				

0223
 Population 1980 36,039
 Population 1983 36,063
 S & P Rating A+
 Moody Rating AA

General Tax Rate Per \$100. 4.37
 State Equalized Tax Rate 2.84

HACKENSACK CITY – BERGEN COUNTY
Form of Government:
Council-Manager (1923)
Number of Members on Governing Body – 5

PER CAPITA:
 Gross Debt 549.38
 Net Debt 307.09
 Debt Service 71.64
 Total Tax Levy 851.95
 Municipal Expenditures 569.88

PER CENT:
 Gross Debt 2.01
 Net Debt 1.13
 Tax Levy Collected 95.73
 Tax Levy Cancelled, Abated or Adjusted .77

EXPENDITURES		REVENUES-REALIZED		1983 PROPERTY TAX	
GENERAL GOVERNMENT				STATE EQUALIZED TAX RATE ↓	
Governing Body & Public Boards		1983 Property Taxes Collected	29,218,209.43	Local District School Taxes 1.25	13,373,322.50
Municipal Clerk		1983 Payments in Lieu of Taxes		Regional & Consolidated School Tax	
Financial Administration	176,616.00	Delinquent Tax & Lien Collections	631,751.58	School Taxes in Municipal Budget .12	1,313,324.75
Assessment of Taxes	186,548.00	Business Personalty Replacement Taxes	1,404,865.00	County Taxes .37	3,993,961.02
Collection of Taxes	50,402.00	Taxes from Public Utilities	2,318,434.00	County Library Taxes	
Planning, Housing & Development	89,161.00	Other Miscellaneous Tax Revenues		Local Municipal Purpose Taxes 1.10	11,787,401.43
Human Resources		State Aid Revenues	308,264.52	Veteran & Senior Citizen Taxes	260,650.00
Elections	5,600.00	Federal Aid Revenues		Total Taxes for Rate Computation 2.84	30,728,659.70
General Administration (other)	1,453,827.00	State and Local Fiscal Assistance Act Utilized	559,590.94	Special District Taxes	
JUDICIARY		Sale of Acquired Property	6,000.00	Bank Corp. Taxes	207,380.78
Municipal Courts	215,971.00	Other Miscellaneous Revenues	1,854,459.78	Added and Omitted Taxes	48,586.27
PUBLIC SAFETY		Total	36,301,575.25	Total Taxes Levied - ABSTRACT	30,723,976.75
Fire Protection	3,136,969.68	Prior Years Surplus Appropriated	1,200,000.00	Total Taxes Billed	30,520,279.40
Police Protection	3,727,346.00	REVENUES TOTAL	37,501,575.25	1983 TAXES COLLECTED	29,218,209.43
Civil Defense & Disaster Control	1,400.00	Reserve For Uncollected Taxes	1,587,250.53	1983 Taxes Cancelled, Abated or Adjusted	236,396.42
Environmental Inspection & Control	151,434.00			Transfer to Tax Title Liens or Foreclosed	14,508.40
Other Public Safety		CAPITAL OUTLAY	TOTAL	Balance Outstanding Dec. 31, 1983	1,051,165.15
PUBLIC WORKS			4,081,535.32	PRIOR YEARS TAXES OUTSTANDING	
Streets and Drainage	826,873.00	Public Enterprises		Balance January 1, 1983	750,708.38
Sewers and Sewage Processing	1,402,223.06	Recreation—Culture	107,077.61	Collected in 1983	611,164.37
Garbage and Trash Disposal	713,221.00	Public Works	752,658.34	Cancelled, Abated or Adjusted 1983	
Public Buildings and Grounds	724,344.00	Buildings and Grounds	3,174,173.88	Transfers to Tax Title Liens or Foreclosed	9,967.44
Other Public Works	14,000.00	Library and Education		Balance December 31, 1983	129,576.57
HEALTH and WELFARE		Conservation	47,625.49	TAX TITLE LIENS OUTSTANDING	
Health Services Except Environmental	188,622.00	All Other		Balance January 1, 1983	26,371.65
Welfare-Public Assistance	114,460.00	CAPITAL DEBT AUTHORIZED, DECEMBER 31, 1983		Transfer From Taxes	25,723.29
Hospitals, Clinics, First Aid	37,700.00	ISSUED AND UNISSUED	GROSS DEBT	Redeemed in 1983	20,587.21
Animal, Insect, & Rodent Control	26,419.00	School	7,643,674	Cancelled, Abated or Adjusted (1983)	
Other Welfare Services		Self-liquidating	1,094,000	Transfers to Foreclosed Property	
RECREATION and CONSERVATION		Other	11,074,756	Balance December 31, 1983	31,507.73
Beaches and Boardwalks		Total	19,812,430	PROPERTY ACQUIRED BY DEED OR FORECLOSURE	
Parks, Playgrounds, Shade Trees	208,051.00	ISSUED AND OUTSTANDING		Balance January 1, 1983	53,350.00
Land Reclamation & Conservation		School	7,637,000.00	Transfers From Taxes or Liens	
Other Recreational Services	67,365.00	Self-Liquidating	1,044,000.00	Sale for Cash (1983)	6,000.00
EDUCATION (excluding schools)		Other	9,588,000.00	Cancelled, Abated or Adjusted (1983)	16,000.00
Libraries	579,430.00	Total	18,269,000.00	Balance December 31, 1983	31,350.00
Other Educational Services		EQUALIZED VALUATION BASIS		CURRENT FINANCES DECEMBER 31, 1983	
STATUTORY EXPENDITURES		FOR NET DEBT COMPUTATION	983,383,033	ASSETS	
Pensions & F. I. C. A.	1,024,407.79	REAL PROPERTY VALUATIONS		Cash Dec. 31, 1983	4,481,187.16
Employee Fringe Benefits	803,210.00	Code Class # of Parcels % VAL'N	ASSESSED VALUATION	Taxes Receivable	1,180,741.72
Other Statutory Expenditures	34,000.00	1 Vacant Land 471 1.97	13,356,200.00	Tax Title Liens	31,507.73
CETA And Other Public Employment Programs		2 Residential 5726 39.16	265,309,000.00	Foreclosed Property	31,350.00
MUNICIPAL FUNCTIONS		3 Farm		Emergencies & Other Deferred Charges	143,393.83
TOTAL	15,999,600.53	4a Commercial 967 26.79	181,471,500.00	State and Federal Aid Receivable	5,783.83
CAPITAL IMPROVEMENTS	*MEMO*	4b Industrial 249 9.82	66,551,200.00	Other Receivables	165,764.83
DEBT SERVICE		4c Apartments 206 22.26	150,780,400.00	Total	6,039,729.10
Principal Payments	1,595,249.06	Total	677,468,300.00	LIABILITIES, RESERVES, AND SURPLUS	
Interest Payments	988,198.97	Land Area 4.00 Sq. Miles		Cash Liabilities	2,895,429.90
TYPE I SCHL DEBT *MEMO	1,313,324.75	Net Valuation Taxable-Municipal	697,292,749	Reserves for Receivables	1,409,364.28
DEFERRED CHARGES	381,443.51	Net Valuation Taxable-County	1,098,892,037	Surplus Dec. 31, 1983	1,734,934.92
SCHOOL, COUNTY, SPECIAL DISTRICT TAXES	18,680,608.27	State Equalized Valuation	1,061,823,737	Total	6,039,729.10
RESERVE FOR UNCOLLECTED TAXES	1,587,250.53	State Equalization Ratio	65.02		
EXPENDITURES	TOTAL				
	39,232,350.87				

2108
Population 1980 8,850
Population 1983 8,947
S & P Rating
Moody Rating A

General Tax Rate Per \$100. 2.68
State Equalized Tax Rate 2.83

HACKETTSTOWN TOWN – WARREN CO.
Form of Government:
Special Charter – (CH 206 – 1970)
Number of Members on Governing Body – 6

PER CAPITA:
Gross Debt 300.09
Net Debt 60.12
Debt Service 5.52
Total Tax Levy 032.22
Municipal Expenditures 261.77
PER CENT:
Gross Debt 1.46
Net Debt .29
Tax Levy Collected 95.33
Tax Levy Cancelled, Abated or Adjusted .52

EXPENDITURES		REVENUES-REALIZED		1983 PROPERTY TAX	
GENERAL GOVERNMENT		STATE EQUALIZED TAX RATE		Local District School Taxes 1.59	
Governing Body & Public Boards		1983 Property Taxes Collected	5,381,488.19	Regional & Consolidated School Tax	3,159,498.00
Municipal Clerk		1983 Payments in Lieu of Taxes		School Taxes in Municipal Budget	
Financial Administration	14,610.00	Delinquent Tax & Lien Collections	115,219.77	County Taxes	* 1,278,482.01
Assessment of Taxes	25,700.00	Business Personalty Replacement Taxes	215,118.26	County Library Taxes	
Collection of Taxes	15,865.00	Taxes from Public Utilities	393,842.00	Local Municipal Purpose Taxes	1,166,771.20
Planning, Housing & Development	9,279.70	Other Miscellaneous Tax Revenues		Veteran & Senior Citizen Taxes	61,800.00
Human Resources		State Aid Revenues	84,787.62	Total Taxes for Rate Computation	5,686,551.81
Elections		Federal Aid Revenues		Special District Taxes	
General Administration (other)	241,700.04	State and Local Fiscal Assistance Act Utilized	63,001.89	Bank Corp. Taxes	21,386.99
JUDICIARY	24,800.00	Sale of Acquired Property		Added and Omitted Taxes	10,336.76
Municipal Courts		Other Miscellaneous Revenues	303,861.22	Total Taxes Levied - ABSTRACT	5,656,475.56
PUBLIC SAFETY		Total	6,557,318.95	Total Taxes Billed	5,645,208.92
Fire Protection	39,700.00	Prior Years Surplus Appropriated	150,000.00	1983 TAXES COLLECTED	5,381,488.19
Police Protection	595,319.72	REVENUES TOTAL	6,707,318.95	1983 Taxes Cancelled, Abated or Adjusted	29,246.84
Civil Defense & Disaster Control	700.00	Reserve For Uncollected Taxes	326,090.00	Transfer to Tax Title Liens or Foreclosed	65,866.36
Environmental Inspection & Control	37,709.00	CAPITAL OUTLAY TOTAL	12,997.00	Balance Outstanding Dec. 31, 1983	168,607.53
Other Public Safety				PRIOR YEARS TAXES OUTSTANDING	
PUBLIC WORKS	324,632.05	Public Enterprises		Balance January 1, 1983	132,665.73
Streets and Drainage		Recreation—Culture		Collected in 1983	104,897.64
Sewers and Sewage Processing		Public Works	12,997.00	Cancelled, Abated or Adjusted 1983	
Garbage and Trash Disposal	25,500.00	Buildings and Grounds		Transfers to Tax Title Liens or Foreclosed	27,768.09
Public Buildings and Grounds	168,010.04	Library and Education		Balance December 31, 1983	
Other Public Works		Conservation		TAX TITLE LIENS OUTSTANDING	
HEALTH and WELFARE		All Other		Balance January 1, 1983	11,478.37
Health Services Except Environmental	5,749.04	CAPITAL DEBT AUTHORIZED, DECEMBER 31, 1983		Transfer From Taxes	98,535.54
Welfare-Public Assistance	1,400.00	ISSUED AND UNISSUED		Redeemed in 1983	10,322.13
Hospitals, Clinics, First Aid		School	2,147,000	Cancelled, Abated or Adjusted (1983)	
Animal, Insect, & Rodent Control		Self-liquidating	537,897	Transfers to Foreclosed Property	805.61
Other Welfare Services		Other	537,897	Balance December 31, 1983	98,886.17
RECREATION and CONSERVATION		Total	2,684,897	PROPERTY ACQUIRED BY DEED OR FORECLOSURE	
Beaches and Boardwalks		ISSUED AND OUTSTANDING		Balance January 1, 1983	9,274.63
Parks, Playgrounds, Shade Trees	22,000.00	School	2,147,000.00	Transfers From Taxes or Liens	1,025.37
Land Reclamation & Conservation	750.00	Self-Liquidating		Sale for Cash (1983)	
Other Recreational Services	86,794.80	Other	394,000.00	Cancelled, Abated or Adjusted (1983)	
EDUCATION (excluding schools)		Total	2,541,000.00	Balance December 31, 1983	10,300.00
Libraries	90,750.00	EQUALIZED VALUATION BASIS FOR NET DEBT COMPUTATION		CURRENT FINANCES DECEMBER 31, 1983	
Other Educational Services		REAL PROPERTY VALUATIONS		ASSETS	
STATUTORY EXPENDITURES		Code Class # of Parcels % VAL'N		Cash Dec. 31, 1983	1,756,990.95
Pensions & F. I. C. A.	118,061.30	1 Vacant Land 142 3.26	6,704,000.00	Taxes Receivable	168,607.53
Employee Fringe Benefits	62,800.00	2 Residential 1878 62.64	128,975,800.00	Tax Title Liens	98,886.17
Other Statutory Expenditures	10,000.00	3 Farm 4 .05	85,100.00	Foreclosed Property	10,300.00
CETA And Other Public Employment Programs		4a Commercial 218 17.46	35,951,600.00	Emergencies & Other Deferred Charges	47,985.47
MUNICIPAL FUNCTIONS TOTAL	1,921,830.69	4b Industrial 17 10.71	22,062,100.00	State and Federal Aid Receivable	1,695.02
CAPITAL IMPROVEMENTS *MEMU*		4c Apartments 26 5.89	12,129,800.00	Other Receivables	58,976.41
DEBT SERVICE		Total 2285	205,908,400.00	Total	2,143,441.55
Principal Payments	29,000.00	Land Area 3.60 Sq. Miles		LIABILITIES, RESERVES, AND SURPLUS	
Interest Payments	20,396.75	Net Valuation Taxable-Municipal	210,256,424	Cash Liabilities	1,357,267.37
DEFERRED CHARGES	44,737.50	Net Valuation Taxable-County	199,833,130	Reserves for Receivables	336,770.11
SCHOOL, COUNTY, SPECIAL DISTRICT TAXES	4,437,980.61	State Equalized Valuation	199,153,041	Surplus Dec. 31, 1983	449,404.07
RESERVE FOR UNCOLLECTED TAXES	326,090.00	State Equalization Ratio	105.70	Total	2,143,441.55
EXPENDITURES TOTAL	6,780,035.55				

0416

Population 1980 15,875
 Population 1983 15,805
 S & P Rating
 Moody Rating A

General Tax Rate Per \$100.
 4.05
 State Equalized Tax Rate
 3.02

HADDON TOWNSHIP – CAMDEN COUNTY
Form of Government:
Commission (1911)
Number of Members on Governing Body – 3

PER CAPITA:
 Gross Debt 238.92
 Net Debt 126.98
 Debt Service 20.04
 Total Tax Levy 599.08
 Municipal Expenditures 187.40

PER CENT:
 Gross Debt 1.30
 Net Debt .69
 Tax Levy Collected 96.49
 Tax Levy Cancelled, Abated or Adjusted .31

EXPENDITURES		REVENUES-REALIZED		1983 PROPERTY TAX	
GENERAL GOVERNMENT				STATE EQUALIZED TAX RATE 1.51	
Governing Body & Public Boards				Local District School Taxes	4,608,737.78
Municipal Clerk				Regional & Consolidated School Tax	
Financial Administration	10,000.00			School Taxes in Municipal Budget	
Assessment of Taxes	19,951.00			County Taxes	1.13 *
Collection of Taxes	54,424.00			County Library Taxes	.02
Planning, Housing & Development	15,177.00			Local Municipal Purpose Taxes	.36
Human Resources	275.00			Veteran & Senior Citizen Taxes	
Elections	16,125.00			Total Taxes for Rate Computation	3.02
General Administration (other)	227,749.45			Special District Taxes	204,258.00
JUDICIARY				Bank Corp. Taxes	3,323.43
Municipal Courts	19,446.00			Added and Omitted Taxes	23,938.55
PUBLIC SAFETY				Total Taxes Levied - ABSTRACT	9,468,383.85
Fire Protection	11,100.00			Total Taxes Billed	9,473,466.27
Police Protection	762,190.78			1983 TAXES COLLECTED	9,141,230.93
Civil Defense & Disaster Control	2,563.00			1983 Taxes Cancelled, Abated or Adjusted	29,156.44
Environmental Inspection & Control	51,898.06			Transfer to Tax Title Liens or Foreclosed	
Other Public Safety				Balance Outstanding Dec. 31, 1983	303,078.90
PUBLIC WORKS				PRIOR YEARS TAXES OUTSTANDING	
Streets and Drainage	361,331.00			Balance January 1, 1983	226,277.23
Sewers and Sewage Processing	119,737.00			Collected in 1983	220,137.01
Garbage and Trash Disposal	120,000.00			Cancelled, Abated or Adjusted 1983	651.98
Public Buildings and Grounds	41,110.00			Transfers to Tax Title Liens or Foreclosed	5,488.24
Other Public Works	47,333.00			Balance December 31, 1983	
HEALTH and WELFARE				TAX TITLE LIENS OUTSTANDING	
Health Services Except Environmental	1,220.00			Balance January 1, 1983	4,856.57
Welfare-Public Assistance	8,082.00			Transfer From Taxes	5,488.24
Hospitals, Clinics, First Aid				Redeemed in 1983	
Animal, Insect, & Rodent Control				Cancelled, Abated or Adjusted (1983)	
Other Welfare Services				Transfers to Foreclosed Property	
RECREATION and CONSERVATION				Balance December 31, 1983	10,344.81
Beaches and Boardwalks				PROPERTY ACQUIRED BY DEED OR	
Parks, Playgrounds, Shade Trees	3,992.00			FORECLOSURE	
Land Reclamation & Conservation				Balance January 1, 1983	39,660.00
Other Recreational Services	15,650.00			Transfers From Taxes or Liens	
EDUCATION (excluding schools)				Sale for Cash (1983)	
Libraries	4,100.00			Cancelled, Abated or Adjusted (1983)	
Other Educational Services				Balance December 31, 1983	39,660.00
STATUTORY EXPENDITURES				CURRENT FINANCES DECEMBER 31, 1983	
Pensions & F. I. C. A.	205,620.90			ASSETS*	
Employee Fringe Benefits	63,586.00			Cash Dec. 31, 1983	506,960.94
Other Statutory Expenditures	18,000.00			Taxes Receivable	303,078.90
CETA and Other Public Employment Programs				Tax Title Liens	10,344.81
MUNICIPAL FUNCTIONS				Foreclosed Property	39,660.00
CAPITAL IMPROVEMENTS	38,000.00			Emergencies & Other Deferred Charges	566.27
DEBT SERVICE				State and Federal Aid Receivable	
Principal Payments	175,000.00			Other Receivables	
Interest Payments	141,805.70			Total	1,000,929.04
DEFERRED CHARGES				LIABILITIES, RESERVES, AND SURPLUS	
SCHOOL, COUNTY, SPECIAL DISTRICT TAXES	77,424.54			Cash Liabilities	233,440.14
RESERVE FOR UNCOLLECTED TAXES	8,341,121.87			Reserves for Receivables	493,401.83
EXPENDITURES				Surplus Dec. 31, 1983	274,087.07
TOTAL	11,302,950.58			Total	1,000,929.04

*Includes County Health Service Taxes or County Vocational School Taxes. See Table 13.

0418
Population 1980 8,361
Population 1983 8,264
S & P Rating
Moody Rating A1

General Tax Rate Per \$100. 5.20
State Equalized Tax Rate 2.96

HADDON HEIGHTS BORO. - CAMDEN CO.
Form of Government:
Borough Council
Number of Members on Governing Body - 6

PER CAPITA:
Gross Debt 198.95
Net Debt 189.40
Debt Service 22.79
Total Tax Levy 640.38
Municipal Expenditures 245.82

PER CENT:
Gross Debt .99
Net Debt .95
Tax Levy Collected 98.61
Tax Levy Cancelled, Abated or Adjusted

EXPENDITURES		REVENUES-REALIZED		1983 PROPERTY TAX	
GENERAL GOVERNMENT				STATE EQUALIZED TAX RATE	
Governing Body & Public Boards	6,142.00	1983 Property Taxes Collected	5,209,853.90	Local District School Taxes 1.31	2,332,252.50
Municipal Clerk		1983 Payments in Lieu of Taxes		Regional & Consolidated School Tax	
Financial Administration	11,900.00	Delinquent Tax & Lien Collections	80,830.54	School Taxes in Municipal Budget	
Assessment of Taxes	12,699.00	Business Personalty Replacement Taxes	45,422.64	County Taxes 1.13	* 2,018,385.91
Collection of Taxes	21,578.00	Taxes from Public Utilities	584,247.00	County Library Taxes	
Planning, Housing & Development	8,682.00	Other Miscellaneous Tax Revenues		Local Municipal Purpose Taxes .52	932,200.00
Human Resources		State Aid Revenues	83,727.41	Veteran & Senior Citizen Taxes	122,050.00
Elections		Federal Aid Revenues		Total Taxes for Rate Computation 2.96	5,404,888.41
General Administration (other)	158,583.00	State and Local Fiscal Assistance Act Utilized	31,700.00	Special District Taxes	
JUDICIARY		Sale of Acquired Property		Bank Corp. Taxes	8,545.28
Municipal Courts	17,700.24	Other Miscellaneous Revenues	308,624.27	Added and Omitted Taxes	717.44
PUBLIC SAFETY		Total	6,344,405.76	Total Taxes Levied - ABSTRACT	5,292,101.13
Fire Protection	66,002.00	Prior Years Surplus Appropriated	184,000.00	Total Taxes Billed	5,283,555.85
Police Protection	461,114.81	REVENUES TOTAL	6,528,405.76	1983 TAXES COLLECTED	5,209,853.90
Civil Defense & Disaster Control	1,500.00	Reserve For Uncollected Taxes	119,677.08	1983 Taxes Cancelled, Abated or Adjusted	
Environmental Inspection & Control	6,523.80	CAPITAL OUTLAY TOTAL	234,596.39	Transfer to Tax Title Liens or Foreclosed	
Other Public Safety				Balance Outstanding Dec. 31, 1983	73,701.95
PUBLIC WORKS				PRIOR YEARS TAXES OUTSTANDING	
Streets and Drainage	222,494.89	Public Enterprises		Balance January 1, 1983	68,790.93
Sewers and Sewage Processing	208,220.00	Recreation—Culture	17.08	Collected in 1983	67,636.34
Garbage and Trash Disposal	164,086.00	Public Works	186,835.80	Cancelled, Abated or Adjusted 1983	
Public Buildings and Grounds	27,232.00	Buildings and Grounds	35,860.24	Transfers to Tax Title Liens or Foreclosed	
Other Public Works		Library and Education	9,883.27	Balance December 31, 1983	1,154.59
HEALTH and WELFARE		Conservation		TAX TITLE LIENS OUTSTANDING	
Health Services Except Environmental	1,425.00	All Other		Balance January 1, 1983	13,194.20
Welfare-Public Assistance	2,597.00	CAPITAL DEBT AUTHORIZED, DECEMBER 31, 1983		Transfer From Taxes	
Hospitals, Clinics, First Aid		ISSUED AND UNISSUED		Redeemed in 1983	13,194.20
Animal, Insect, & Rodent Control		SCHOOL		Cancelled, Abated or Adjusted (1983)	
Other Welfare Services		Self-liquidating		Transfers to Foreclosed Property	
RECREATION and CONSERVATION		Other		Balance December 31, 1983	
Beaches and Boardwalks	9,762.00	Total	1,644,139	PROPERTY ACQUIRED BY DEED OR	
Parks, Playgrounds, Shade Trees				FORECLOSURE	
Land Reclamation & Conservation	2,500.00	ISSUED AND OUTSTANDING		Balance January 1, 1983	28,550.00
Other Recreational Services		School		Transfers From Taxes or Liens	
EDUCATION (excluding schools)		Self-Liquidating		Sale for Cash (1983)	
Libraries	58,100.00	Other		Cancelled, Abated or Adjusted (1983)	
Other Educational Services		Total	1,285,995.00	Balance December 31, 1983	28,550.00
STATUTORY EXPENDITURES		EQUALIZED VALUATION BASIS		CURRENT FINANCES DECEMBER 31, 1983	
Pensions & F. I. C. A.	152,591.91	FOR NET DEBT COMPUTATION	165,516,919	ASSETS	
Employee Fringe Benefits	53,038.00	REAL PROPERTY VALUATIONS		Cash Dec. 31, 1983	715,989.91
Other Statutory Expenditures	3,000.00	Code Class # of Parcels % VAL'N		Taxes Receivable	74,856.54
CETA And Other Public Employment Programs		1 Vacant Land 46 .35	354,100.00	Tax Title Liens	
MUNICIPAL FUNCTIONS TOTAL	1,677,471.65	2 Residential 2538 87.78	88,433,400.00	Foreclosed Property	28,550.00
CAPITAL IMPROVEMENTS *MEMO*	85,000.00	3 Farm		Emergencies & Other Deferred Charges	14,472.38
DEBT SERVICE		4a Commercial 90 9.70	9,772,200.00	State and Federal Aid Receivable	
Principal Payments	55,050.00	4b Industrial 3 .24	246,800.00	Other Receivables	24,548.66
Interest Payments	133,316.90	4c Apartments 13 1.92	1,936,400.00	Total	858,417.49
		Total 2690	100,742,900.00	LIABILITIES, RESERVES, AND SURPLUS	
DEFERRED CHARGES	45,953.65	Land Area 1.58 Sq. Miles		Cash Liabilities	116,246.09
SCHOOL, COUNTY, SPECIAL DISTRICT TAXES	4,350,638.41	Net Valuation Taxable-Municipal	101,553,553	Reserves for Receivables	127,955.20
RESERVE FOR UNCOLLECTED TAXES	119,677.08	Net Valuation Taxable-County	171,937,195	Surplus Dec. 31, 1983	614,216.20
EXPENDITURES TOTAL	6,382,107.69	State Equalized Valuation	177,683,279	Total	858,417.49
		State Equalization Ratio	56.96		

0417

Population 1980 **12,337**
 Population 1983 **12,171**
 S & P Rating
 Moody Rating

General Tax Rate Per \$100.
2.74
 State Equalized Tax Rate
2.77

HADDONFIELD BORO. - CAMDEN COUNTY
Form of Government:
Commission (1911)
Number of Members on Governing Body - 3

PER CAPITA:
 Gross Debt **404.25**
 Net Debt **48.09**
 Debt Service **8.85**
 Total Tax Levy **1,015.11**
 Municipal Expenditures **281.80**

PER CENT:
 Gross Debt **1.25**
 Net Debt **.15**
 Tax Levy Collected **97.52**
 Tax Levy Cancelled, Abated
 or Adjusted **.76**

EXPENDITURES		REVENUES-REALIZED		1983 PROPERTY TAX	
GENERAL GOVERNMENT				STATE EQUALIZED TAX RATE 1.38	
Governing Body & Public Boards		1983 Property Taxes Collected	12,031,889.60	Local District School Taxes	6,142,475.96
Municipal Clerk		1983 Payments in Lieu of Taxes		Regional & Consolidated School Tax	
Financial Administration	107,965.87	Delinquent Tax & Lien Collections	405,036.05	School Taxes in Municipal Budget	
Assessment of Taxes	18,455.33	Business Personalty Replacement Taxes	109,677.92	County Taxes	1.08 *
Collection of Taxes	60,951.29	Taxes from Public Utilities	732,175.00	County Library Taxes	
Planning, Housing & Development	6,882.16	Other Miscellaneous Tax Revenues		Local Municipal Purpose Taxes	.31
Human Resources		State Aid Revenues	103,140.83	Veteran & Senior Citizen Taxes	
Elections	6,941.99	Federal Aid Revenues		Total Taxes for Rate Computation	2.77
General Administration (other)	152,364.28	State and Local Fiscal Assistance Act Utilized	45,000.00	Special District Taxes	
JUDICIARY		Sale of Acquired Property		Bank Corp. Taxes	31,585.10
Municipal Courts	55,766.11	Other Miscellaneous Revenues	875,647.36	Added and Omitted Taxes	8,416.84
PUBLIC SAFETY		Total	14,302,566.76	Total Taxes Levied - ABSTRACT	12,354,912.59
Fire Protection	181,993.37	Prior Years Surplus Appropriated	648,000.00	Total Taxes Billed	12,337,653.27
Police Protection	768,796.59	REVENUES TOTAL	14,950,566.76	1983 TAXES COLLECTED	12,031,889.60
Civil Defense & Disaster Control	550.00	Reserve For Uncollected Taxes	431,147.00	1983 Taxes Cancelled, Abated or Adjusted	93,347.75
Environmental Inspection & Control	34,285.33			Transfer to Tax Title Liens or Foreclosed	7,665.02
Other Public Safety		CAPITAL OUTLAY TOTAL	349,524.11	Balance Outstanding Dec. 31, 1983	204,750.90
PUBLIC WORKS				PRIOR YEARS TAXES OUTSTANDING	
Streets and Drainage	220,025.06	Public Enterprises	82,059.61	Balance January 1, 1983	346,469.05
Sewers and Sewage Processing		Recreation—Culture	28,672.79	Collected in 1983	340,755.01
Garbage and Trash Disposal	268,962.55	Public Works	63,379.36	Cancelled, Abated or Adjusted 1983	668.44
Public Buildings and Grounds	195,716.64	Buildings and Grounds	175,412.35	Transfers to Tax Title Liens or Foreclosed	
Other Public Works	4,058.00	Library and Education		Balance December 31, 1983	5,045.60
HEALTH and WELFARE		Conservation		TAX TITLE LIENS OUTSTANDING	
Health Services Except Environmental	32,096.15	All Other		Balance January 1, 1983	92,373.83
Welfare-Public Assistance	4,511.29			Transfer From Taxes	7,665.02
Hospitals, Clinics, First Aid	320.00	CAPITAL DEBT AUTHORIZED, DECEMBER 31, 1983		Redeemed in 1983	64,281.04
Animal, Insect, & Rodent Control		ISSUED AND UNISSUED		Cancelled, Abated or Adjusted (1983)	
Other Welfare Services		School	2,807,000	Transfers to Foreclosed Property	
RECREATION and CONSERVATION		Self-Liquidating	1,519,350	Balance December 31, 1983	35,757.81
Beaches and Boardwalks		Other	593,729	PROPERTY ACQUIRED BY DEED OR	
Parks, Playgrounds, Shade Trees	61,708.54	Total	4,920,079	FORECLOSURE	
Land Reclamation & Conservation	304.79	ISSUED AND OUTSTANDING		Balance January 1, 1983	24,300.00
Other Recreational Services	51,420.63	School	2,807,000.00	Transfers From Taxes or Liens	
EDUCATION (excluding schools)		Self-Liquidating	1,467,100.00	Sale for Cash (1983)	
Libraries	227,930.00	Other	538,640.00	Cancelled, Abated or Adjusted (1983)	
Other Educational Services		Total	4,812,740.00	Balance December 31, 1983	24,300.00
STATUTORY EXPENDITURES		EQUALIZED VALUATION BASIS		CURRENT FINANCES DECEMBER 31, 1983	
Pensions & F. I. C. A.	270,982.88	FOR NET DEBT COMPUTATION	392,802,831	ASSETS	
Employee Fringe Benefits	118,400.00	REAL PROPERTY VALUATIONS		Cash Dec. 31, 1983	3,672,746.62
Other Statutory Expenditures	6,600.00	Code Class # of Parcels % VAL'N		Taxes Receivable	209,796.50
CETA And Other Public Employment Programs		1 Vacant Land 95 .45	1,962,800.00	Tax Title Liens	35,757.81
MUNICIPAL FUNCTIONS		2 Residential 4012 85.51	372,969,300.00	Foreclosed Property	24,300.00
CAPITAL IMPROVEMENTS *MEMO*	100,750.00	3 Farm		Emergencies & Other Deferred Charges	100,000.00
DEBT SERVICE		4a Commercial 265 13.26	57,855,300.00	State and Federal Aid Receivable	5,747.60
Principal Payments	60,101.52	4b Industrial		Other Receivables	8,854.51
Interest Payments	47,559.55	4c Apartments 10 .77	3,378,400.00	Total	4,057,203.04
		Total 4382	436,165,800.00	LIABILITIES, RESERVES, AND SURPLUS	
DEFERRED CHARGES	33,000.00	Land Area 2.78 Sq. Miles		Cash Liabilities	2,664,099.82
SCHOOL, COUNTY, SPECIAL DISTRICT TAXES	10,934,910.65	Net Valuation Taxable-Municipal	449,062,195	Reserves for Receivables	278,708.62
RESERVE FOR UNCOLLECTED TAXES	431,147.00	Net Valuation Taxable-County	408,418,468	Surplus Dec. 31, 1983	1,114,394.40
EXPENDITURES		State Equalized Valuation	443,932,861	Total	4,057,203.04
TOTAL	14,364,707.57	State Equalization Ratio	101.19		

*Includes County Health Service Taxes or County Vocational School Taxes. See Table 13.

0316
Population 1980 3,236
Population 1983 3,333
S & P Rating
Moody Rating

General Tax Rate Per \$100. 2.52
State Equalized Tax Rate 2.56

HAINESPORT TWP. - BURLINGTON CO.
Form of Government:
Township Committee
Number of Members on Governing Body - 3

PER CAPITA:
Gross Debt 357.91
Net Debt 227.53
Debt Service 18.16
Total Tax Levy 621.92
Municipal Expenditures 316.83

PER CENT:
Gross Debt 1.61
Net Debt 1.03
Tax Levy Collected 86.60
Tax Levy Cancelled, Abated or Adjusted 1.34

EXPENDITURES		REVENUES-REALIZED		1983 PROPERTY TAX	
GENERAL GOVERNMENT				STATE EQUALIZED TAX RATE	
Governing Body & Public Boards		1983 Property Taxes Collected	1,794,879.26	Local District School Taxes	1.07 863,180.64
Municipal Clerk		1983 Payments in Lieu of Taxes		Regional & Consolidated School Tax	.66 528,851.53
Financial Administration	14,980.00	Delinquent Tax & Lien Collections	252,443.38	School Taxes in Municipal Budget	
Assessment of Taxes	11,608.00	Business Personalty Replacement Taxes	54,573.28	County Taxes	.57 459,845.41
Collection of Taxes	18,068.96	Taxes from Public Utilities	251,628.00	County Library Taxes	.03 25,599.72
Planning, Housing & Development	8,098.31	Other Miscellaneous Tax Revenues		Local Municipal Purpose Taxes	.21 172,530.68
Human Resources		State Aid Revenues	20,089.42	Veteran & Senior Citizen Taxes	
Elections	831.00	Federal Aid Revenues		Total Taxes for Rate Computation	2.54 2,096,657.98
General Administration (other)	93,639.15	State and Local Fiscal Assistance Act Utilized	26,633.35	Special District Taxes	
JUDICIARY		Sale of Acquired Property		Bank Corp. Taxes	454.35
Municipal Courts	16,186.59	Other Miscellaneous Revenues	202,465.64	Added and Omitted Taxes	22,402.51
PUBLIC SAFETY		Total	2,602,712.33	Total Taxes Levied - ABSTRACT	2,072,864.84
Fire Protection	50,348.60	Prior Years Surplus Appropriated	225,000.00	Total Taxes Billed	2,072,502.90
Police Protection	234,589.70	REVENUES TOTAL	2,827,712.33	1983 TAXES COLLECTED	1,794,879.26
Civil Defense & Disaster Control	125.00	Reserve For Uncollected Taxes	282,405.46	1983 Taxes Cancelled, Abated or Adjusted	27,684.64
Environmental Inspection & Control	15,350.00	CAPITAL OUTLAY TOTAL	54,027.47	Transfer to Tax Title Liens or Foreclosed	8,552.80
Other Public Safety				Balance Outstanding Dec. 31, 1983	241,386.20
PUBLIC WORKS				PRIOR YEARS TAXES OUTSTANDING	
Streets and Drainage	61,400.00	Public Enterprises		Balance January 1, 1983	228,965.93
Sewers and Sewage Processing	4,000.00	Recreation—Culture		Collected in 1983	211,245.41
Garbage and Trash Disposal	51,239.00	Public Works	46,387.47	Cancelled, Abated or Adjusted 1983	677.08
Public Buildings and Grounds	24,498.56	Buildings and Grounds	7,640.00	Transfers to Tax Title Liens or Foreclosed	2,564.69
Other Public Works	15,258.00	Library and Education		Balance December 31, 1983	14,478.75
HEALTH and WELFARE		Conservation		TAX TITLE LIENS OUTSTANDING	
Health Services Except Environmental	6.00	All Other		Balance January 1, 1983	64,575.76
Welfare-Public Assistance	2,001.00			Transfer From Taxes	11,392.19
Hospitals, Clinics, First Aid				Redeemed in 1983	41,197.97
Animal, Insect, & Rodent Control				Cancelled, Abated or Adjusted (1983)	
Other Welfare Services				Transfers to Foreclosed Property	
RECREATION and CONSERVATION				Balance December 31, 1983	34,769.98
Beaches and Boardwalks				PROPERTY ACQUIRED BY DEED OR FORECLOSURE	
Parks, Playgrounds, Shade Trees				Balance January 1, 1983	12,636.00
Land Reclamation & Conservation				Transfers From Taxes or Liens	
Other Recreational Services	760.00			Sale for Cash (1983)	
EDUCATION (excluding schools)				Cancelled, Abated or Adjusted (1983)	
Libraries				Balance December 31, 1983	12,636.00
Other Educational Services				CURRENT FINANCES DECEMBER 31, 1983	
STATUTORY EXPENDITURES				ASSETS	
Pensions & F. I. C. A.	37,815.05			Cash Dec. 31, 1983	383,213.43
Employee Fringe Benefits	15,310.33			Taxes Receivable	255,864.95
Other Statutory Expenditures	15,000.00			Tax Title Liens	34,769.98
CETA And Other Public Employment Programs				Foreclosed Property	12,636.00
MUNICIPAL FUNCTIONS				Emergencies & Other Deferred Charges	27,555.66
CAPITAL IMPROVEMENTS				State and Federal Aid Receivable	
DEBT SERVICE				Other Receivables	5,576.66
Principal Payments	60,529.87			Total	719,616.68
Interest Payments				LIABILITIES, RESERVES, AND SURPLUS	
DEFERRED CHARGES				Cash Liabilities	136,415.32
SCHOOL, COUNTY, SPECIAL DISTRICT TAXES	21,938.30			Reserves for Receivables	308,847.59
RESERVE FOR UNCOLLECTED TAXES	1,877,477.30			Surplus Dec. 31, 1983	274,353.77
EXPENDITURES TOTAL	2,933,464.18			Total	719,616.68

1603
Population 1980 6,607
Population 1983 6,726
S & P Rating
Moody Rating BAA1

General Tax Rate Per \$100. 6.03
State Equalized Tax Rate 2.18

HALEDON BOROUGH - PASSAIC COUNTY
Form of Government:
Borough Council
Number of Members on Governing Body - 6

PER CAPITA:
Gross Debt 415.81
Net Debt 295.86
Debt Service 35.80
Total Tax Levy 495.69
Municipal Expenditures 289.89

PER CENT:
Gross Debt 2.08
Net Debt 1.48
Tax Levy Collected 97.85
Tax Levy Cancelled, Abated or Adjusted .29

EXPENDITURES		REVENUES-REALIZED		1983 PROPERTY TAX	
GENERAL GOVERNMENT		STATE EQUALIZED TAX RATE		1983 TAXES COLLECTED	
Governing Body & Public Boards		1983 Property Taxes Collected	3,255,926.48	Local District School Taxes .73	1,106,480.25
Municipal Clerk		1983 Payments in Lieu of Taxes		Regional & Consolidated School Tax .51	777,680.79
Financial Administration	9,500.00	Delinquent Tax & Lien Collections	48,810.85	School Taxes in Municipal Budget	
Assessment of Taxes	5,598.00	Business Personalty Replacement Taxes	76,347.64	County Taxes	899,032.79
Collection of Taxes	21,850.00	Taxes from Public Utilities	427,956.00	County Library Taxes	
Planning, Housing & Development	4,260.62	Other Miscellaneous Tax Revenues		Local Municipal Purpose Taxes .34	513,211.11
Human Resources		State Aid Revenues	59,105.15	Veteran & Senior Citizen Taxes	79,200.00
Elections	1,600.00	Federal Aid Revenues	81,250.00	Total Taxes for Rate Computation 2.18	3,375,604.94
General Administration (other)	131,764.65	State and Local Fiscal Assistance Act Utilized	31,142.00	Special District Taxes	
JUDICIARY		Sale of Acquired Property		Bank Corp. Taxes	9,399.50
Municipal Courts	17,000.00	Other Miscellaneous Revenues	603,690.47	Added and Omitted Taxes	28,219.55
PUBLIC SAFETY		Total	4,584,228.59	Total Taxes Levied - ABSTRACT	3,334,023.99
Fire Protection	50,225.00	Prior Years Surplus Appropriated		Total Taxes Billed	3,327,399.52
Police Protection	431,992.72	REVENUES TOTAL	4,584,228.59	1983 TAXES COLLECTED	3,255,926.48
Civil Defense & Disaster Control	750.00	Reserve For Uncollected Taxes	60,020.19	1983 Taxes Cancelled, Abated or Adjusted	9,687.65
Environmental Inspection & Control	6,250.00	CAPITAL OUTLAY TOTAL	276,943.44	Transfer to Tax Title Liens or Foreclosed	60.30
Other Public Safety				Balance Outstanding Dec. 31, 1983	61,725.09
PUBLIC WORKS				PRIOR YEARS TAXES OUTSTANDING	
Streets and Drainage	161,839.68	Public Enterprises	134,960.02	Balance January 1, 1983	57,168.80
Sewers and Sewage Processing	241,009.53	Recreation—Culture		Collected in 1983	47,369.43
Garbage and Trash Disposal	71,088.93	Public Works	139,595.81	Cancelled, Abated or Adjusted 1983	522.63
Public Buildings and Grounds	28,164.85	Buildings and Grounds	2,387.61	Transfers to Tax Title Liens or Foreclosed	2,087.14
Other Public Works	35,000.00	Library and Education		Balance December 31, 1983	7,189.60
HEALTH and WELFARE		Conservation		TAX TITLE LIENS OUTSTANDING	
Health Services Except Environmental	17,900.00	All Other		Balance January 1, 1983	4,335.76
Welfare-Public Assistance	1,700.00	CAPITAL DEBT AUTHORIZED, DECEMBER 31, 1983		Transfer From Taxes	2,147.44
Hospitals, Clinics, First Aid		ISSUED AND UNISSUED		Redeemed in 1983	1,441.42
Animal, Insect, & Rodent Control		GROSS DEBT		Cancelled, Abated or Adjusted (1983)	
Other Welfare Services		School	778,090	Transfers to Foreclosed Property	
RECREATION and CONSERVATION		Self-liquidating	395,250	Balance December 31, 1983	5,041.78
Beaches and Boardwalks		Other	1,623,367	PROPERTY ACQUIRED BY DEED OR FORECLOSURE	
Parks, Playgrounds, Shade Trees		Total	2,796,708	Balance January 1, 1983	10,425.00
Land Reclamation & Conservation		ISSUED AND OUTSTANDING		Transfers From Taxes or Liens	
Other Recreational Services	5,325.00	School	778,090.96	Sale for Cash (1983)	
EDUCATION (excluding schools)		Self-Liquidating	163,500.00	Cancelled, Abated or Adjusted (1983)	
Libraries	40,000.00	Other	998,000.00	Balance December 31, 1983	10,425.00
Other Educational Services		Total	1,939,590.96	CURRENT FINANCES DECEMBER 31, 1983	
STATUTORY EXPENDITURES		EQUALIZED VALUATION BASIS FOR NET DEBT COMPUTATION	134,580,701	ASSETS	
Pensions & F. I. C. A.	89,171.18	REAL PROPERTY VALUATIONS		Cash Dec. 31, 1983	249,862.52
Employee Fringe Benefits	44,796.62	Code Class # of Parcels % VAL'N		Taxes Receivable	68,914.69
Other Statutory Expenditures	3,998.57	1 Vacant Land 98 1.21	622,100.00	Tax Title Liens	5,041.78
CETA And Other Public Employment Programs		2 Residential 1487 72.32	37,116,100.00	Foreclosed Property	10,425.00
MUNICIPAL FUNCTIONS		3 Farm		Emergencies & Other Deferred Charges	216,970.40
TOTAL CAPITAL IMPROVEMENTS *MEMO*	5,000.00	4a Commercial 131 11.73	6,020,800.00	State and Federal Aid Receivable	1,164.02
DEBT SERVICE		4b Industrial 29 10.95	5,618,400.00	Other Receivables	107,829.24
Principal Payments	90,140.00	4c Apartments 9 3.79	1,944,100.00	Total	660,207.65
Interest Payments	150,662.85	Total	51,321,500.00	LIABILITIES, RESERVES, AND SURPLUS	
DEFERRED CHARGES		Land Area 1.30 Sq. Miles		Cash Liabilities	447,600.43
SCHOOL, COUNTY, SPECIAL DISTRICT TAXES		Net Valuation Taxable-Municipal	54,712,769	Reserves for Receivables	192,210.71
RESERVE FOR UNCOLLECTED TAXES		Net Valuation Taxable-County	146,302,939	Surplus Dec. 31, 1983	20,396.51
EXPENDITURES TOTAL	4,732,979.24	State Equalized Valuation	145,085,085	Total	660,207.65
		State Equalization Ratio	36.22		

1909
Population 1980 1,832
Population 1983 1,849
S & P Rating
Moody Rating

General Tax Rate Per \$100.
3.85
State Equalized Tax Rate
3.37

HAMBURG BOROUGH – SUSSEX COUNTY
Form of Government:
Borough Council
Number of Members on Governing Body – 6

PER CAPITA:
Gross Debt 2,346.53
Net Debt 1,442.01
Debt Service 7.91
Total Tax Levy 710.19
Municipal Expenditures 313.69
PER CENT:
Gross Debt 11.44
Net Debt 7.03
Tax Levy Collected 90.46
Tax Levy Cancelled, Abated or Adjusted .16

EXPENDITURES		REVENUES-REALIZED		1983 PROPERTY TAX	
GENERAL GOVERNMENT				STATE EQUALIZED TAX RATE	
Governing Body & Public Boards				Local District School Taxes 1.23	477,289.50
Municipal Clerk				Regional & Consolidated School Tax 1.10	428,542.39
Financial Administration	7,212.00	1983 Property Taxes Collected	1,188,148.78	School Taxes in Municipal Budget	
Assessment of Taxes	4,620.00	1983 Payments in Lieu of Taxes		County Taxes .60 *	233,095.94
Collection of Taxes	4,700.00	Delinquent Tax & Lien Collections	91,103.49	County Library Taxes .04	13,714.85
Planning, Housing & Development	7,041.00	Business Personalty Replacement Taxes	38,493.16	Local Municipal Purpose Taxes .41	159,291.58
Human Resources		Taxes from Public Utilities	89,362.67	Veteran & Senior Citizen Taxes	21,350.00
Elections	500.00	Other Miscellaneous Tax Revenues		Total Taxes for Rate Computation 3.38	1,333,284.26
General Administration (other)	87,022.00	State Aid Revenues	31,971.96	Special District Taxes	
JUDICIARY		Federal Aid Revenues		Bank Corp. Taxes	967.33
Municipal Courts	16,667.00	State and Local Fiscal Assistance Act Utilized	12,664.00	Added and Omitted Taxes	240.63
PUBLIC SAFETY		Sale of Acquired Property		Total Taxes Levied - ABSTRACT	1,313,142.22
Fire Protection	15,250.00	Other Miscellaneous Revenues	94,683.18	Total Taxes Billed	1,313,440.11
Police Protection	107,159.00	Total	1,546,427.24	1983 TAXES COLLECTED	1,188,148.78
Civil Defense & Disaster Control	100.00	Prior Years Surplus Appropriated	120,000.00	1983 Taxes Cancelled, Abated or Adjusted	2,053.75
Environmental Inspection & Control	7,350.00	REVENUES TOTAL	1,666,427.24	Transfer to Tax Title Liens or Foreclosed	23,827.70
Other Public Safety		Reserve For Uncollected Taxes	150,763.84	Balance Outstanding Dec. 31, 1983	99,409.88
PUBLIC WORKS		CAPITAL OUTLAY TOTAL	785,180.43	PRIOR YEARS TAXES OUTSTANDING	
Streets and Drainage	55,695.00	Public Enterprises		Balance January 1, 1983	95,263.58
Sewers and Sewage Processing		Recreation—Culture		Collected in 1983	81,080.51
Garbage and Trash Disposal	36,431.00	Public Works	773,017.63	Cancelled, Abated or Adjusted 1983	.35
Public Buildings and Grounds	16,125.00	Buildings and Grounds	12,162.80	Transfers to Tax Title Liens or Foreclosed	5,510.75
Other Public Works		Library and Education		Balance December 31, 1983	8,671.97
HEALTH and WELFARE		Conservation		TAX TITLE LIENS OUTSTANDING	
Health Services Except Environmental	7,326.00	All Other		Balance January 1, 1983	47,529.06
Welfare-Public Assistance	700.00	CAPITAL DEBT AUTHORIZED, DECEMBER 31, 1983		Transfer From Taxes	29,968.16
Hospitals, Clinics, First Aid		ISSUED AND UNISSUED		Redeemed in 1983	10,022.96
Animal, Insect, & Rodent Control	107.00	GROSS DEBT		Cancelled, Abated or Adjusted (1983)	
Other Welfare Services		School 1,573,733		Transfers to Foreclosed Property	
RECREATION and CONSERVATION		Self-liquidating 138,000		Balance December 31, 1983	67,474.24
Beaches and Boardwalks		Other 2,627,000		PROPERTY ACQUIRED BY DEED OR	
Parks, Playgrounds, Shade Trees	2,000.00	Total 4,338,733		FORECLOSURE	
Land Reclamation & Conservation		ISSUED AND OUTSTANDING		Balance January 1, 1983	
Other Recreational Services	1,250.00	School 1,573,733.80		Transfers From Taxes or Liens	
EDUCATION (excluding schools)		Self-Liquidating 138,000.00		Sale for Cash (1983)	
Libraries		Other 2,627,000.00		Cancelled, Abated or Adjusted (1983)	
Other Educational Services		Total 4,338,733.80		Balance December 31, 1983	
STATUTORY EXPENDITURES		EQUALIZED VALUATION BASIS		CURRENT FINANCES DECEMBER 31, 1983	
Pensions & F. I. C. A.	14,350.00	FOR NET DEBT COMPUTATION	37,920,663	ASSETS	
Employee Fringe Benefits		REAL PROPERTY VALUATIONS		Cash Dec. 31, 1983	225,196.53
Other Statutory Expenditures	2,200.00	Code Class # of Parcels % VAL'N		Taxes Receivable	108,061.85
CETA And Other Public Employment Programs		1 Vacant Land 86 4.48		Tax Title Liens	67,474.24
MUNICIPAL FUNCTIONS TOTAL	393,805.00	2 Residential 503 62.36		Foreclosed Property	
CAPITAL IMPROVEMENTS *MEMO*	5,000.00	3 Farm 10 1.36		Emergencies & Other Deferred Charges	12,575.61
DEBT SERVICE		4a Commercial 45 13.98		State and Federal Aid Receivable	4,014.78
Principal Payments		4b Industrial 7 17.03		Other Receivables	6,747.15
Interest Payments	14,625.00	4c Apartments 2 .79		Total	424,090.16
DEFERRED CHARGES	20,812.46	Total 653		LIABILITIES, RESERVES, AND SURPLUS	
SCHOOL, COUNTY, SPECIAL DISTRICT TAXES	1,152,642.68	Land Area 1.20 Sq. Miles		Cash Liabilities	110,082.41
RESERVE FOR UNCOLLECTED TAXES	150,763.84	Net Valuation Taxable-Municipal	34,109,077	Reserves for Receivables	182,303.24
EXPENDITURES TOTAL	1,732,648.98	Net Valuation Taxable-County	40,904,945	Surplus Dec. 31, 1983	131,704.51
		State Equalized Valuation	38,899,093	Total	424,090.16
		State Equalization Ratio	87.62		

0112
Population 1980 9,499
Population 1983 10,524
S & P Rating
Moody Rating

General Tax Rate Per \$100.
3.42
State Equalized Tax Rate
1.96

HAMILTON TOWNSHIP - ATLANTIC CO.
Form of Government:
Township Committee
Number of Members on Governing Body - 5

PER CAPITA:
Gross Debt 726.38
Net Debt 234.04
Debt Service 56.64
Total Tax Levy 719.38
Municipal Expenditures 405.00

PER CENT:
Gross Debt 2.23
Net Debt .72
Tax Levy Collected 88.42
Tax Levy Cancelled, Abated or Adjusted 1.07

EXPENDITURES		REVENUES-REALIZED		1983 PROPERTY TAX	
GENERAL GOVERNMENT				STATE EQUALIZED TAX RATE →	
Governing Body & Public Boards	20,621.28	1983 Property Taxes Collected	6,702,463.02	Local District School Taxes .57	2,127,141.00
Municipal Clerk	62,912.00	1983 Payments in Lieu of Taxes		Regional & Consolidated School Tax .71	2,629,134.87
Financial Administration	43,147.00	Delinquent Tax & Lien Collections	831,679.73	School Taxes in Municipal Budget	
Assessment of Taxes	75,278.00	Business Personalty Replacement Taxes	149,576.72	County Taxes .42	* 1,557,462.33
Collection of Taxes	88,585.00	Taxes from Public Utilities	1,101,280.00	County Library Taxes .02	86,823.23
Planning, Housing & Development	106,940.00	Other Miscellaneous Tax Revenues		Local Municipal Purpose Taxes .24	898,024.00
Human Resources		State Aid Revenues	69,104.62	Veteran & Senior Citizen Taxes	148,150.00
Elections		Federal Aid Revenues		Total Taxes for Rate Computation 1.96	7,446,735.43
General Administration (other)	387,771.19	State and Local Fiscal Assistance Act Utilized	64,263.81	Special District Taxes	171,000.00
JUDICIARY		Sale of Acquired Property	25,336.63	Bank Corp. Taxes	4,226.89
Municipal Courts	122,945.00	Other Miscellaneous Revenues	799,396.24	Added and Omitted Taxes	96,981.84
PUBLIC SAFETY		Total	9,743,100.77	Total Taxes Levied - ABSTRACT	7,570,794.16
Fire Protection	101,850.00	Prior Years Surplus Appropriated	965,012.59	Total Taxes Billed	7,580,518.40
Police Protection	131,170.00	REVENUES TOTAL	10,708,113.36	1983 TAXES COLLECTED	6,702,463.02
Civil Defense & Disaster Control	1,000.00	Reserve For Uncollected Taxes	1,051,876.17	1983 Taxes Cancelled, Abated or Adjusted	81,145.30
Environmental Inspection & Control	56,362.11	CAPITAL OUTLAY	TOTAL	Transfer to Tax Title Liens or Foreclosed	114,590.96
Other Public Safety			509,764.03	Balance Outstanding Dec. 31, 1983	682,319.12
PUBLIC WORKS		Public Enterprises		PRIOR YEARS TAXES OUTSTANDING	
Streets and Drainage	928,204.68	Recreation—Culture		Balance January 1, 1983	759,574.38
Sewers and Sewage Processing		Public Works	268,101.33	Collected in 1983	639,126.34
Garbage and Trash Disposal	58,416.00	Buildings and Grounds	241,662.70	Cancelled, Abated or Adjusted 1983	62.50
Public Buildings and Grounds	95,562.49	Library and Education		Transfers to Tax Title Liens or Foreclosed	107,475.90
Other Public Works		Conservation		Balance December 31, 1983	12,909.64
HEALTH and WELFARE		All Other		TAX TITLE LIENS OUTSTANDING	
Health Services Except Environmental	1,555.00	CAPITAL DEBT AUTHORIZED, DECEMBER 31, 1983		Balance January 1, 1983	188,001.11
Welfare-Public Assistance	31,184.68	ISSUED AND UNISSUED	GROSS DEBT	Transfer From Taxes	241,540.30
Hospitals, Clinics, First Aid		School	5,028,010	Redeemed in 1983	192,553.39
Animal, Insect, & Rodent Control	9,100.00	Self-liquidating	2,616,370	Cancelled, Abated or Adjusted (1983)	
Other Welfare Services		Other	2,463,004	Transfers to Foreclosed Property	30,511.77
RECREATION and CONSERVATION		Total	7,644,380	Balance December 31, 1983	206,476.25
Beaches and Boardwalks	23,787.76	ISSUED AND OUTSTANDING		PROPERTY ACQUIRED BY DEED OR FORECLOSURE	
Parks, Playgrounds, Shade Trees	12,261.81	School	5,026,010.40	Balance January 1, 1983	768,205.63
Land Reclamation & Conservation	1,000.00	Self-Liquidating	2,383,120.00	Transfers From Taxes or Liens	30,511.77
Other Recreational Services		Other	7,411,130.40	Sale for Cash (1983)	13,836.63
EDUCATION (excluding schools)		Total		Cancelled, Abated or Adjusted (1983)	30,511.77
Libraries	1,113.14	EQUALIZED VALUATION BASIS		Balance December 31, 1983	754,369.00
Other Educational Services	47,668.76	FOR NET DEBT COMPUTATION	343,052,034	CURRENT FINANCES DECEMBER 31, 1983	
STATUTORY EXPENDITURES		REAL PROPERTY VALUATIONS		ASSETS	
Pensions & F. I. C. A.	169,437.67	Code Class # of Parcels % VAL'N	ASSESSED VALUATION	Cash Dec. 31, 1983	2,896,672.99
Employee Fringe Benefits	9,000.00	1 Vacant Land 7076 22.71	47,597,740.00	Taxes Receivable	695,228.76
Other Statutory Expenditures		2 Residential 3683 55.61	116,573,900.00	Tax Title Liens	206,476.25
CETA And Other Public Employment Programs	2,586,893.57	3 Farm 268 2.93	6,143,100.00	Foreclosed Property	754,369.00
MUNICIPAL FUNCTIONS		4a Commercial 183 12.12	25,405,400.00	Emergencies & Other Deferred Charges	10,040.61
CAPITAL IMPROVEMENTS	*MEMO*	4b Industrial 10 4.35	9,118,300.00	State and Federal Aid Receivable	
DEBT SERVICE		4c Apartments 7 2.28	4,771,400.00	Other Receivables	6,139.90
Principal Payments	394,570.00	Total	209,609,840.00	Total	4,568,927.51
Interest Payments	201,496.38	Land Area 113.40 Sq. Miles		LIABILITIES, RESERVES, AND SURPLUS	
DEFERRED CHARGES		Net Valuation Taxable-Municipal	213,815,316	Cash Liabilities	1,738,947.27
SCHOOL, COUNTY, SPECIAL DISTRICT TAXES	6,571,561.43	Net Valuation Taxable-County	349,634,419	Reserves for Receivables	1,662,213.91
RESERVE FOR UNCOLLECTED TAXES	1,051,876.17	State Equalized Valuation	369,506,696	Surplus Dec. 31, 1983	1,167,766.33
EXPENDITURES	TOTAL	State Equalization Ratio	57.38	Total	4,568,927.51

1103

Population 1980 82,801
 Population 1983 84,312
 S & P Rating
 Moody Rating AAA

General Tax Rate Per \$100. 3.83
 State Equalized Tax Rate 2.60

HAMILTON TOWNSHIP – MERCER COUNTY
Form of Government:
Mayor-Council Plan E (OMCL 50)
Number of Members on Governing Body – 5

PER CAPITA:
 Gross Debt 789.69
 Net Debt 369.34
 Debt Service 49.91
 Total Tax Levy 553.23
 Municipal Expenditures 331.06

PER CENT:
 Gross Debt 4.29
 Net Debt 2.01
 Tax Levy Collected 95.77
 Tax Levy Cancelled, Abated or Adjusted 4.40

EXPENDITURES		REVENUES-REALIZED		1983 PROPERTY TAX	
GENERAL GOVERNMENT				STATE EQUALIZED TAX RATE $\frac{2.60}{1.55}$	
Governing Body & Public Boards	228,475.40	1983 Property Taxes Collected	44,639,283.76	Local District School Taxes	26,022,956.50
Municipal Clerk	115,100.00	1983 Payments in Lieu of Taxes	98,624.54	Regional & Consolidated School Tax	
Financial Administration	150,898.00	Delinquent Tax & Lien Collections	1,711,663.14	School Taxes in Municipal Budget	
Assessment of Taxes	131,864.00	Business Personalty Replacement Taxes	977,727.20	County Taxes	12,522,038.36
Collection of Taxes	272,471.00	Taxes from Public Utilities	14,296,245.00	County Library Taxes	
Planning, Housing & Development	162,827.80	Other Miscellaneous Tax Revenues	633,732.99	Local Municipal Purpose Taxes	5,132,245.74
Human Resources	160,500.00	State Aid Revenues		Veteran & Senior Citizen Taxes	1,104,275.00
Elections		Federal Aid Revenues	566,520.07	Total Taxes for Rate Computation	44,781,515.60
General Administration (other)	3,723,255.10	State and Local Fiscal Assistance Act Utilized	37,090.00	Special District Taxes	2,567,398.97
JUDICIARY		Sale of Acquired Property	3,171,000.10	Bank Corp. Taxes	57,314.08
Municipal Courts	340,599.00	Other Miscellaneous Revenues	66,331,894.80	Added and Omitted Taxes	341,853.21
PUBLIC SAFETY		Total	66,331,894.80	Total Taxes Levied - ABSTRACT	40,043,806.86
Fire Protection	15,000.00	Prior Years Surplus Appropriated	3,000,000.00	Total Taxes Billed	46,613,285.85
Police Protection	4,774,356.07	REVENUES TOTAL	69,331,894.80	1983 TAXES COLLECTED	44,639,283.76
Civil Defense & Disaster Control	11,959.00	Reserve For Uncollected Taxes	1,996,034.90	1983 Taxes Cancelled, Abated or Adjusted	188,367.59
Environmental Inspection & Control	471,386.00	CAPITAL OUTLAY TOTAL	8,199,208.70	Transfer to Tax Title Liens or Foreclosed	169,125.54
Other Public Safety				Balance Outstanding Dec. 31, 1983	1,616,508.96
PUBLIC WORKS				PRIOR YEARS TAXES OUTSTANDING	
Streets and Drainage	2,389,294.00	Public Enterprises	466,532.82	Balance January 1, 1983	1,725,356.39
Sewers and Sewage Processing		Recreation—Culture	159,860.62	Collected in 1983	1,501,443.42
Garbage and Trash Disposal	1,598,324.20	Public Works	6,664,226.32	Cancelled, Abated or Adjusted 1983	120,285.86
Public Buildings and Grounds	1,132,228.00	Buildings and Grounds	723,290.62	Transfers to Tax Title Liens or Foreclosed	56,909.61
Other Public Works		Library and Education		Balance December 31, 1983	46,717.50
HEALTH and WELFARE		Conservation	185,298.12	TAX TITLE LIENS OUTSTANDING	
Health Services Except Environmental	819,277.00	All Other		Balance January 1, 1983	419,049.91
Welfare-Public Assistance	104,983.00	CAPITAL DEBT AUTHORIZED, DECEMBER 31, 1983		Transfer From Taxes	236,949.05
Hospitals, Clinics, First Aid		ISSUED AND UNISSUED GROSS DEBT		Redeemed in 1983	210,219.72
Animal, Insect, & Rodent Control		School 4,021,000		Cancelled, Abated or Adjusted (1983)	
Other Welfare Services		Self-Liquidating 20,841,734		Transfers to Foreclosed Property	
RECREATION and CONSERVATION		Other 41,717,700	31,139,640	Balance December 31, 1983	445,779.24
Beaches and Boardwalks	735.00	Total 66,580,434	31,139,640	PROPERTY ACQUIRED BY DEED OR FORECLOSURE	
Parks, Playgrounds, Shade Trees	900.00	ISSUED AND OUTSTANDING		Balance January 1, 1983	293,605.00
Land Reclamation & Conservation	996,151.45	School 4,021,000.00		Transfers From Taxes or Liens	
Other Recreational Services		Self-Liquidating 19,581,000.00		Sale for Cash (1983)	37,090.00
EDUCATION (excluding schools)		Other 28,853,000.00		Cancelled, Abated or Adjusted (1983)	
Libraries	874,790.75	Total 52,455,000.00		Balance December 31, 1983	256,515.00
Other Educational Services	6,550.00	EQUALIZED VALUATION BASIS FOR NET DEBT COMPUTATION	1,550,536,097	CURRENT FINANCES DECEMBER 31, 1983	
STATUTORY EXPENDITURES		REAL PROPERTY VALUATIONS		ASSETS	
Pensions & F. I. C. A.	1,910,000.00	Code Class # of Parcels % VAL'N		Cash Dec. 31, 1983	7,752,984.21
Employee Fringe Benefits	925,000.00	1 Vacant Land 2128 2.70	29,953,600.00	Taxes Receivable	1,663,226.46
Other Statutory Expenditures	20,000.00	2 Residential 23141 74.95	832,654,750.00	Tax Title Liens	445,779.24
CETA And Other Public Employment Programs		3 Farm 297 .66	7,283,200.00	Foreclosed Property	256,515.00
MUNICIPAL FUNCTIONS TOTAL	21,348,990.77	4a Commercial 954 13.06	145,130,650.00	Emergencies & Other Deferred Charges	
CAPITAL IMPROVEMENTS *MEMO*	125,000.00	4b Industrial 69 4.17	46,346,600.00	State and Federal Aid Receivable	74,152.86
DEBT SERVICE		4c Apartments 54 4.46	49,517,400.00	Other Receivables	338,226.63
Principal Payments	1,150,000.00	Total 26643	1,110,886,200.00	Total	10,530,884.40
Interest Payments	3,057,796.50	Land Area 39.38 Sq. Miles		LIABILITIES, RESERVES, AND SURPLUS	
DEFERRED CHARGES	359,539.14	Net Valuation Taxable-Municipal	1,140,499,054	Cash Liabilities	2,284,105.58
SCHOOL, COUNTY, SPECIAL DISTRICT TAXES	41,112,393.83	Net Valuation Taxable-County	1,624,010,693	Reserves for Receivables	2,638,249.55
RESERVE FOR UNCOLLECTED TAXES	1,996,034.90	State Equalized Valuation	1,668,045,514	Surplus Dec. 31, 1983	5,608,529.27
EXPENDITURES TOTAL	69,024,755.14	State Equalization Ratio	67.81	Total	10,530,884.40

0113

Population 1980 12,298
 Population 1983 12,398
 S & P Rating BBB+
 Moody Rating AAA

General Tax Rate Per \$100. 6.37
 State Equalized Tax Rate 2.01

HAMMONTON TOWN - ATLANTIC COUNTY
Form of Government:
Special Charter - (CH 85 - 1866)
Number of Members on Governing Body - 7

PER CAPITA:
 Gross Debt 633.83
 Net Debt 298.90
 Debt Service 29.75
 Total Tax Levy 450.49
 Municipal Expenditures 247.71

PER CENT:
 Gross Debt 3.27
 Net Debt 1.54
 Tax Levy Collected 93.39
 Tax Levy Cancelled, Abated or Adjusted .86

EXPENDITURES		REVENUES-REALIZED		1983 PROPERTY TAX	
GENERAL GOVERNMENT				STATE EQUALIZED TAX RATE	
Governing Body & Public Boards		1983 Property Taxes Collected	5,210,639.57	Local District School Taxes 1.27	3,493,071.45
Municipal Clerk		1983 Payments in Lieu of Taxes		Regional & Consolidated School Tax	
Financial Administration	29,217.06	Delinquent Tax & Lien Collections	333,269.60	School Taxes in Municipal Budget	
Assessment of Taxes	224,294.67	Business Personalty Replacement Taxes	197,737.48	County Taxes .43	* 1,190,308.67
Collection of Taxes	32,247.94	Taxes from Public Utilities	733,292.00	County Library Taxes .02	62,757.58
Planning, Housing & Development	18,100.00	Other Miscellaneous Tax Revenues		Local Municipal Purpose Taxes .29	802,088.43
Human Resources	75.00	State Aid Revenues	108,377.89	Veteran & Senior Citizen Taxes	186,100.00
Elections	4,639.53	Federal Aid Revenues		Total Taxes for Rate Computation 2.01	5,734,326.13
General Administration (other)	258,217.54	State and Local Fiscal Assistance Act Utilized	49,318.00	Special District Taxes	
JUDICIARY		Sale of Acquired Property		Bank Corp. Taxes	6,492.12
Municipal Courts	50,639.91	Other Miscellaneous Revenues	352,120.26	Added and Omitted Taxes	30,424.34
PUBLIC SAFETY		Total	6,984,754.80	Total Taxes Levied - ABSTRACT	5,585,142.59
Fire Protection	67,525.00	Prior Years Surplus Appropriated	446,000.00	Total Taxes Billed	5,210,639.57
Police Protection	647,758.61	REVENUES TOTAL	7,430,754.80	1983 TAXES COLLECTED	
Civil Defense & Disaster Control		Reserve For Uncollected Taxes	317,569.48	1983 Taxes Cancelled, Abated or Adjusted	47,893.63
Environmental Inspection & Control	63,630.00	CAPITAL OUTLAY TOTAL	821,230.76	Transfer to Tax Title Liens or Foreclosed	11,502.69
Other Public Safety				Balance Outstanding Dec. 31, 1983	309,541.06
PUBLIC WORKS				PRIOR YEARS TAXES OUTSTANDING	
Streets and Drainage	488,552.94	Public Enterprises	518,824.55	Balance January 1, 1983	315,840.48
Sewers and Sewage Processing	32,000.00	Recreation—Culture	768.24	Collected in 1983	295,118.68
Garbage and Trash Disposal	11,500.00	Public Works	299,312.95	Cancelled, Abated or Adjusted 1983	
Public Buildings and Grounds	48,740.00	Buildings and Grounds	2,325.02	Transfers to Tax Title Liens or Foreclosed	8,252.84
Other Public Works	22,500.00	Library and Education		Balance December 31, 1983	12,468.96
HEALTH and WELFARE		Conservation		TAX TITLE LIENS OUTSTANDING	
Health Services Except Environmental	15,995.81	All Other		Balance January 1, 1983	49,511.99
Welfare-Public Assistance	6,300.00	CAPITAL DEBT AUTHORIZED, DECEMBER 31, 1983		Transfer From Taxes	20,803.30
Hospitals, Clinics, First Aid		ISSUED AND UNISSUED		Redeemed in 1983	38,150.92
Animal, Insect, & Rodent Control		School	2,034,000	Cancelled, Abated or Adjusted (1983)	
Other Welfare Services	3,697.00	Self-liquidating	2,652,000	Transfers to Foreclosed Property	
RECREATION and CONSERVATION		Other	3,172,239	Balance December 31, 1983	32,164.37
Beaches and Boardwalks	2,726.00	Total	7,858,239	PROPERTY ACQUIRED BY DEED OR	
Parks, Playgrounds, Shade Trees	10,087.66	ISSUED AND OUTSTANDING		FORECLOSURE	
Land Reclamation & Conservation	10,150.00	School	2,034,000.00	Balance January 1, 1983	18,010.00
Other Recreational Services	24,445.00	Self-Liquidating	2,652,000.00	Transfers From Taxes or Liens	
EDUCATION (excluding schools)		Other	3,098,000.00	Sale for Cash (1983)	
Libraries		Total	7,784,000.00	Cancelled, Abated or Adjusted (1983)	
Other Educational Services		EQUALIZED VALUATION BASIS		Balance December 31, 1983	18,010.00
STATUTORY EXPENDITURES		FOR NET DEBT COMPUTATION	239,958,538	CURRENT FINANCES DECEMBER 31, 1983	
Pensions & F. I. C. A.	160,488.00	REAL PROPERTY VALUATIONS		ASSETS	
Employee Fringe Benefits	91,113.33	Code Class # of Parcels % VAL'N		Cash Dec. 31, 1983	668,602.72
Other Statutory Expenditures	14,000.00	1 Vacant Land 966 3.38	2,858,350.00	Taxes Receivable	322,010.02
CETA And Other Public Employment Programs		2 Residential 3156 61.26	51,732,265.00	Tax Title Liens	32,164.37
MUNICIPAL FUNCTIONS TOTAL	2,338,641.00	3 Farm 759 7.57	6,386,625.00	Foreclosed Property	18,010.00
CAPITAL IMPROVEMENTS *MEMO*	26,000.00	4a Commercial 379 18.33	15,476,550.00	Emergencies & Other Deferred Charges	211,108.73
DEBT SERVICE		4b Industrial 50 6.59	3,562,445.00	State and Federal Aid Receivable	514.26
Principal Payments	140,000.00	4c Apartments 11 2.88	2,428,050.00	Other Receivables	48,900.00
Interest Payments	228,890.60	Total 5321	84,444,285.00	Total	1,301,310.10
DEFERRED CHARGES	45,984.59	Land Area 41.80 Sq. Miles		LIABILITIES, RESERVES, AND SURPLUS	
SCHOOL, COUNTY, SPECIAL DISTRICT TAXES	4,746,137.70	Net Valuation Taxable-Municipal	87,158,360	Cash Liabilities	457,213.77
RESERVE FOR UNCOLLECTED TAXES	317,569.48	Net Valuation Taxable-County	252,722,820	Reserves for Receivables	421,084.39
EXPENDITURES TOTAL	7,817,223.37	State Equalized Valuation	270,082,714	Surplus Dec. 31, 1983	423,011.94
		State Equalization Ratio	31.59	Total	1,301,310.10

*Includes County Health Service Taxes or County Vocational School Taxes. See Table 13.

1013

Population 1980 1,614
 Population 1983 1,663
 S & P Rating
 Moody Rating

General Tax Rate Per \$100. 3.75
 State Equalized Tax Rate 2.81

HAMPTON BOROUGH - HUNTERDON CO.
Form of Government:
Borough Council
Number of Members on Governing Body - 6

PER CAPITA:
 Gross Debt 664.72
 Net Debt 57.13
 Debt Service 38.46
 Total Tax Levy 477.92
 Municipal Expenditures 281.51

PER CENT:
 Gross Debt 4.41
 Net Debt .38
 Tax Levy Collected 88.41
 Tax Levy Cancelled, Abated or Adjusted .12

EXPENDITURES		REVENUES-REALIZED		1983 PROPERTY TAX	
GENERAL GOVERNMENT				STATE EQUALIZED TAX RATE	
Governing Body & Public Boards		1983 Property Taxes Collected	702,787.72	Local District School Taxes 1.24	346,890.00
Municipal Clerk		1983 Payments in Lieu of Taxes	9,035.43	Regional & Consolidated School Tax .59	163,730.28
Financial Administration	6,925.77	Delinquent Tax & Lien Collections	108,360.17	School Taxes in Municipal Budget	
Assessment of Taxes	3,485.00	Business Personalty Replacement Taxes	7,716.60	County Taxes .43	119,976.24
Collection of Taxes	5,707.50	Taxes from Public Utilities	37,606.00	County Library Taxes .03	7,190.35
Planning, Housing & Development	10,341.95	Other Miscellaneous Tax Revenues		Local Municipal Purpose Taxes .53	147,078.09
Human Resources		State Aid Revenues	47,141.54	Veteran & Senior Citizen Taxes	9,350.00
Elections		Federal Aid Revenues		Total Taxes for Rate Computation 2.82	794,214.96
General Administration (other)	71,757.53	State and Local Fiscal Assistance Act Utilized	6,997.00	Special District Taxes	
JUDICIARY		Sale of Acquired Property		Bank Corp. Taxes	9,919.63
Municipal Courts	7,514.07	Other Miscellaneous Revenues	148,998.94	Added and Omitted Taxes	
PUBLIC SAFETY		Total	1,068,643.40	Total Taxes Levied - ABSTRACT	794,784.59
Fire Protection	15,250.00	Prior Years Surplus Appropriated	19,600.00	Total Taxes Billed	794,935.50
Police Protection	70,660.22	REVENUES TOTAL	1,088,243.40	1983 TAXES COLLECTED	702,787.72
Civil Defense & Disaster Control		Reserve For Uncollected Taxes	100,180.00	1983 Taxes Cancelled, Abated or Adjusted	971.37
Environmental Inspection & Control		CAPITAL OUTLAY TOTAL	25,000.00	Transfer to Tax Title Liens or Foreclosed	16,945.96
Other Public Safety				Balance Outstanding Dec. 31, 1983	74,230.45
PUBLIC WORKS				PRIOR YEARS TAXES OUTSTANDING	
Streets and Drainage	53,145.28	Public Enterprises	25,000.00	Balance January 1, 1983	110,148.27
Sewers and Sewage Processing	8,792.80	Recreation—Culture		Collected in 1983	97,093.45
Garbage and Trash Disposal	10,514.55	Public Works		Cancelled, Abated or Adjusted 1983	1,886.44
Public Buildings and Grounds	19,427.39	Buildings and Grounds		Transfers to Tax Title Liens or Foreclosed	6,727.65
Other Public Works		Library and Education		Balance December 31, 1983	4,440.73
HEALTH and WELFARE		Conservation		TAX TITLE LIENS OUTSTANDING	
Health Services Except Environmental	1,264.50	All Other		Balance January 1, 1983	43,445.42
Welfare-Public Assistance	215.00			Transfer From Taxes	24,168.49
Hospitals, Clinics, First Aid	100.00			Redeemed in 1983	11,266.72
Animal, Insect, & Rodent Control				Cancelled, Abated or Adjusted (1983)	
Other Welfare Services				Transfers to Foreclosed Property	
RECREATION and CONSERVATION				Balance December 31, 1983	56,347.19
Beaches and Boardwalks				PROPERTY ACQUIRED BY DEED OR FORECLOSURE	
Parks, Playgrounds, Shade Trees	885.91			Balance January 1, 1983	
Land Reclamation & Conservation	330.00			Transfers From Taxes or Liens	
Other Recreational Services	1,967.26			Sale for Cash (1983)	
EDUCATION (excluding schools)				Cancelled, Abated or Adjusted (1983)	
Libraries				Balance December 31, 1983	
Other Educational Services	48.00			CURRENT FINANCES DECEMBER 31, 1983	
STATUTORY EXPENDITURES				ASSETS	
Pensions & F. I. C. A.	7,330.93			Cash Dec. 31, 1983	282,171.76
Employee Fringe Benefits	4,823.55			Taxes Receivable	78,671.18
Other Statutory Expenditures	995.14			Tax Title Liens	56,347.19
CETA And Other Public Employment Programs				Foreclosed Property	
MUNICIPAL FUNCTIONS				Emergencies & Other Deferred Charges	1,895.69
CAPITAL IMPROVEMENTS *MEMO*	6,000.00			State and Federal Aid Receivable	
DEBT SERVICE				Other Receivables	11,003.50
Principal Payments	60,000.00			Total	430,089.32
Interest Payments	3,965.45			LIABILITIES, RESERVES, AND SURPLUS	
				Cash Liabilities	209,689.89
DEFERRED CHARGES				Reserves for Receivables	136,021.87
SCHOOL, COUNTY, SPECIAL DISTRICT TAXES	2,548.77			Surplus Dec. 31, 1983	84,377.56
RESERVE FOR UNCOLLECTED TAXES	637,786.87			Total	430,089.32
EXPENDITURES TOTAL	1,105,943.46				

1910

Population 1980 **3,916**
 Population 1983 **4,045**
 S & P Rating
 Moody Rating

General Tax Rate Per \$100. **2.89**
 State Equalized Tax Rate **2.69**

HAMPTON TOWNSHIP – SUSSEX COUNTY
Form of Government:
Township Committee
Number of Members on Governing Body – 5

PER CAPITA:

Gross Debt **520.71**
 Net Debt **142.48**
 Debt Service **7.85**
 Total Tax Levy **755.57**
 Municipal Expenditures **287.22**

PER CENT:

Gross Debt **1.95**
 Net Debt **.53**
 Tax Levy Collected **89.15**
 Tax Levy Cancelled, Abated or Adjusted

EXPENDITURES		REVENUES-REALIZED		1983 PROPERTY TAX	
GENERAL GOVERNMENT				STATE EQUALIZED TAX RATE 2.69	
Governing Body & Public Boards		1983 Property Taxes Collected	2,721,205.36	Local District School Taxes .72	806,871.25
Municipal Clerk		1983 Payments in Lieu of Taxes		Regional & Consolidated School Tax .94	1,062,366.66
Financial Administration	18,000.44	Delinquent Tax & Lien Collections	253,838.62	School Taxes in Municipal Budget	
Assessment of Taxes	22,243.12	Business Personalty Replacement Taxes	46,064.36	County Taxes .57	* 639,159.04
Collection of Taxes	64,278.78	Taxes from Public Utilities	181,632.41	County Library Taxes .03	37,389.57
Planning, Housing & Development	24,579.04	Other Miscellaneous Tax Revenues		Local Municipal Purpose Taxes .43	482,376.75
Human Resources	300.00	State Aid Revenues	21,857.17	Veteran & Senior Citizen Taxes	42,500.00
Elections		Federal Aid Revenues		Total Taxes for Rate Computation 2.69	3,070,663.27
General Administration (other)	97,757.56	State and Local Fiscal Assistance Act Utilized	22,952.00	Special District Taxes	
JUDICIARY		Sale of Acquired Property		Bank Corp. Taxes	3,943.43
Municipal Courts	9,000.00	Other Miscellaneous Revenues	190,255.56	Added and Omitted Taxes	24,158.29
PUBLIC SAFETY		Total	3,437,805.48	Total Taxes Levied - ABSTRACT	3,056,264.99
Fire Protection	25,254.00	Prior Years Surplus Appropriated	100,000.00	Total Taxes Billed	3,052,317.56
Police Protection	4,150.00	REVENUES TOTAL	3,537,805.48	1983 TAXES COLLECTED	2,721,205.36
Civil Defense & Disaster Control	1,023.27	Reserve For Uncollected Taxes	472,100.00	1983 Taxes Cancelled, Abated or Adjusted	
Environmental Inspection & Control	14,999.56	CAPITAL OUTLAY TOTAL	71,224.20	Transfer to Tax Title Liens or Foreclosed	
Other Public Safety		Public Enterprises		Balance Outstanding Dec. 31, 1983	331,112.20
PUBLIC WORKS		Recreation—Culture	9,200.00	PRIOR YEARS TAXES OUTSTANDING	
Streets and Drainage	172,185.63	Public Works	51,220.70	Balance January 1, 1983	341,904.25
Sewers and Sewage Processing		Buildings and Grounds	10,803.50	Collected in 1983	243,156.90
Garbage and Trash Disposal	81,400.00	Library and Education		Cancelled, Abated or Adjusted 1983	
Public Buildings and Grounds	7,975.99	Conservation		Transfers to Tax Title Liens or Foreclosed	
Other Public Works		All Other		Balance December 31, 1983	98,747.35
HEALTH and WELFARE		CAPITAL DEBT AUTHORIZED, DECEMBER 31, 1983		TAX TITLE LIENS OUTSTANDING	
Health Services Except Environmental	19,048.25	ISSUED AND UNISSUED GROSS DEBT		Balance January 1, 1983	214,715.54
Welfare-Public Assistance	1,405.21	School	1,529,932	Transfer From Taxes	
Hospitals, Clinics, First Aid	4,620.00	Self-liquidating	576,328	Redeemed in 1983	10,681.72
Animal, Insect, & Rodent Control	2,757.35	Other	576,328	Cancelled, Abated or Adjusted (1983)	
Other Welfare Services		Total	2,106,260	Transfers to Foreclosed Property	
RECREATION and CONSERVATION		ISSUED AND OUTSTANDING		Balance December 31, 1983	204,033.82
Beaches and Boardwalks		School	1,529,932.50	PROPERTY ACQUIRED BY DEED OR	
Parks, Playgrounds, Shade Trees		Self-liquidating	470,428.14	FORECLOSURE	
Land Reclamation & Conservation	282.11	Other	2,000,360.64	Balance January 1, 1983	415,500.00
Other Recreational Services	2,914.02	Total		Transfers From Taxes or Liens	
EDUCATION (excluding schools)		EQUALIZED VALUATION BASIS		Sale for Cash (1983)	
Libraries		FOR NET DEBT COMPUTATION	107,780,258	Cancelled, Abated or Adjusted (1983)	
Other Educational Services		REAL PROPERTY VALUATIONS		Balance December 31, 1983	415,500.00
STATUTORY EXPENDITURES		Code Class # of Parcels % VAL'N		CURRENT FINANCES DECEMBER 31, 1983	
Pensions & F. I. C. A.	36,721.00	1 Vacant Land 1619 11.17		ASSETS	
Employee Fringe Benefits	21,134.67	2 Residential 1203 67.08		Cash Dec. 31, 1983	362,626.31
Other Statutory Expenditures	1,000.00	3 Farm 342 7.75		Taxes Receivable	429,859.55
CETA And Other Public Employment Programs		4a Commercial 57 14.00		Tax Title Liens	204,033.82
MUNICIPAL FUNCTIONS TOTAL	633,030.00	4b Industrial		Foreclosed Property	415,500.00
CAPITAL IMPROVEMENTS *MEMO*		4c Apartments		Emergencies & Other Deferred Charges	
DEBT SERVICE		Total 3221	104,097,016.00	State and Federal Aid Receivable	4,562.49
Principal Payments		Land Area 24.95 Sq. Miles		Other Receivables	137,228.41
Interest Payments	31,767.03	Net Valuation Taxable-Municipal	104,933,246	Total	1,553,810.58
DEFERRED CHARGES	24,925.44	Net Valuation Taxable-County	110,850,551	LIABILITIES, RESERVES, AND SURPLUS	
SCHOOL, COUNTY, SPECIAL DISTRICT TAXES	2,545,786.52	State Equalized Valuation	112,612,259	Cash Liabilities	111,004.56
RESERVE FOR UNCOLLECTED TAXES	472,100.00	State Equalization Ratio	93.13	Reserves for Receivables	1,180,621.78
EXPENDITURES TOTAL	3,707,608.99			Surplus Dec. 31, 1983	256,184.24
				Total	1,553,810.58

1412
Population 1980 11,846
Population 1983 11,946
S & P Rating
Moody Rating

General Tax Rate Per \$100.
6.76
State Equalized Tax Rate
1.53

HANOVER TOWNSHIP – MORRIS COUNTY
Form of Government:
Township Committee
Number of Members on Governing Body – 5

PER CAPITA:
Gross Debt 366.81
Net Debt
Debt Service
Total Tax Levy 1,101.55
Municipal Expenditures 461.05
PER CENT:
Gross Debt .62
Net Debt
Tax Levy Collected 98.08
Tax Levy Cancelled, Abated or Adjusted .16

EXPENDITURES		REVENUES-REALIZED		1983 PROPERTY TAX	
GENERAL GOVERNMENT				STATE EQUALIZED TAX RATE	
Governing Body & Public Boards		1983 Property Taxes Collected	12,904,450.19	Local District School Taxes .63	5,244,840.00
Municipal Clerk		1983 Payments in Lieu of Taxes		Regional & Consolidated School Tax .37	3,042,366.39
Financial Administration	54,500.00	Delinquent Tax & Lien Collections	192,405.33	School Taxes in Municipal Budget	
Assessment of Taxes	14,600.00	Business Personalty Replacement Taxes	906,911.72	County Taxes .36	2,987,794.28
Collection of Taxes	41,500.00	Taxes from Public Utilities	1,198,806.00	County Library Taxes .01	112,418.61
Planning, Housing & Development	40,400.00	Other Miscellaneous Tax Revenues		Local Municipal Purpose Taxes .16	1,284,963.52
Human Resources		State Aid Revenues	82,589.14	Veteran & Senior Citizen Taxes	117,850.00
Elections		Federal Aid Revenues		Total Taxes for Rate Computation 1.53	12,790,252.80
General Administration (other)	899,870.00	State and Local Fiscal Assistance Act Utilized	48,592.92	Special District Taxes	334,460.29
JUDICIARY		Sale of Acquired Property		Bank Corp. Taxes	10,933.22
Municipal Courts	29,700.00	Other Miscellaneous Revenues	1,250,689.19	Added and Omitted Taxes	141,276.85
PUBLIC SAFETY		Total	16,584,444.49	Total Taxes Levied - ABSTRACT	13,159,073.16
Fire Protection	3,300.00	Prior Years Surplus Appropriated	1,689,698.21	Total Taxes Billed	13,156,862.35
Police Protection	1,026,000.00	REVENUES TOTAL	18,274,142.70	1983 TAXES COLLECTED	12,904,450.19
Civil Defense & Disaster Control	3,600.00	Reserve For Uncollected Taxes	842,036.64	1983 Taxes Cancelled, Abated or Adjusted	21,613.41
Environmental Inspection & Control	43,400.00	CAPITAL OUTLAY TOTAL	614,655.67	Transfer to Tax Title Liens or Foreclosed	45,171.36
Other Public Safety				Balance Outstanding Dec. 31, 1983	185,627.39
PUBLIC WORKS				PRIOR YEARS TAXES OUTSTANDING	
Streets and Drainage	1,226,513.13	Public Enterprises		Balance January 1, 1983	240,231.38
Sewers and Sewage Processing		Recreation—Culture	346,497.61	Collected in 1983	191,807.77
Garbage and Trash Disposal	285,950.00	Public Works	173,087.89	Cancelled, Abated or Adjusted 1983	48,310.48
Public Buildings and Grounds	124,500.00	Buildings and Grounds	95,070.17	Transfers to Tax Title Liens or Foreclosed	
Other Public Works		Library and Education		Balance December 31, 1983	113.13
HEALTH and WELFARE		Conservation		TAX TITLE LIENS OUTSTANDING	
Health Services Except Environmental	66,055.00	All Other		Balance January 1, 1983	77,947.28
Welfare-Public Assistance	6,350.00	CAPITAL DEBT AUTHORIZED, DECEMBER 31, 1983		Transfer From Taxes	45,171.36
Hospitals, Clinics, First Aid		ISSUED AND UNISSUED		Redeemed in 1983	597.56
Animal, Insect, & Rodent Control	5,400.00	School	4,381,941	Cancelled, Abated or Adjusted (1983)	
Other Welfare Services		Self-liquidating		Transfers to Foreclosed Property	
RECREATION and CONSERVATION		Other		Balance December 31, 1983	122,521.08
Beaches and Boardwalks		Total	4,381,941	PROPERTY ACQUIRED BY DEED OR FORECLOSURE	
Parks, Playgrounds, Shade Trees	120,000.00	ISSUED AND OUTSTANDING		Balance January 1, 1983	226,350.00
Land Reclamation & Conservation	6,331.39	School	4,381,941.29	Transfers From Taxes or Liens	
Other Recreational Services	86,800.00	Self-Liquidating		Sale for Cash (1983)	217,200.00
EDUCATION (excluding schools)		Other		Cancelled, Abated or Adjusted (1983)	
Libraries	25,000.00	Total	4,381,941.29	Balance December 31, 1983	9,150.00
Other Educational Services	1,600.00	EQUALIZED VALUATION BASIS FOR NET DEBT COMPUTATION	704,752,297	CURRENT FINANCES DECEMBER 31, 1983	
STATUTORY EXPENDITURES		REAL PROPERTY VALUATIONS		ASSETS	
Pensions & F. I. C. A.	353,472.72	Code Class # of Parcels % VAL'N		Cash Dec. 31, 1983	3,832,419.89
Employee Fringe Benefits	143,000.00	1 Vacant Land 337 2.46	4,387,200.00	Taxes Receivable	185,740.52
Other Statutory Expenditures	5,000.00	2 Residential 3425 45.28	80,718,900.00	Tax Title Liens	122,521.08
CETA And Other Public Employment Programs		3 Farm 3 .03	43,000.00	Foreclosed Property	9,150.00
MUNICIPAL FUNCTIONS TOTAL	4,612,842.24	4a Commercial 133 13.31	23,728,800.00	Emergencies & Other Deferred Charges	100,000.00
CAPITAL IMPROVEMENTS *MEMO*	182,800.00	4b Industrial 105 38.88	69,309,700.00	State and Federal Aid Receivable	410.10
DEBT SERVICE		4c Apartments 4 .05	81,000.00	Other Receivables	986.70
Principal Payments		Total 4007	178,268,600.00	Total	4,251,230.29
Interest Payments		Land Area 10.80 Sq. Miles		LIABILITIES, RESERVES, AND SURPLUS	
DEFERRED CHARGES	60,000.00	Net Valuation Taxable-Municipal	186,936,810	Cash Liabilities	1,037,359.59
SCHOOL, COUNTY, SPECIAL DISTRICT TAXES	11,721,899.57	Net Valuation Taxable-County	858,586,881	Reserves for Receivables	318,400.30
RESERVE FOR UNCOLLECTED TAXES	842,036.64	State Equalized Valuation	797,830,373	Surplus Dec. 31, 1983	2,895,470.40
EXPENDITURES TOTAL	17,236,778.45	State Equalization Ratio	22.59	Total	4,251,230.29

1413
Population 1980 3,236
Population 1983 3,350
S & P Rating
Moody Rating

General Tax Rate Per \$100. 2.91
State Equalized Tax Rate .99

HARDING TOWNSHIP – MORRIS COUNTY
Form of Government:
Township Committee
Number of Members on Governing Body – 5

PER CAPITA:
Gross Debt 403.06
Net Debt 371.74
Debt Service 58.89
Total Tax Levy 1,061.86
Municipal Expenditures 533.05

PER CENT:
Gross Debt .46
Net Debt .42
Tax Levy Collected 98.30
Tax Levy Cancelled, Abated or Adjusted .05

EXPENDITURES		REVENUES-REALIZED		1983 PROPERTY TAX	
GENERAL GOVERNMENT		STATE EQUALIZED TAX RATE		1,559,759.50	
Governing Body & Public Boards		1983 Property Taxes Collected	3,498,392.56	Local District School Taxes	.44
Municipal Clerk		1983 Payments in Lieu of Taxes	42.10	Regional & Consolidated School Tax	
Financial Administration	16,725.00	Delinquent Tax & Lien Collections	77,059.97	School Taxes in Municipal Budget	
Assessment of Taxes	13,500.00	Business Personalty Replacement Taxes	18,701.36	County Taxes	.33
Collection of Taxes	18,800.00	Taxes from Public Utilities	370,789.00	County Library Taxes	.01
Planning, Housing & Development	56,450.00	Other Miscellaneous Tax Revenues		Local Municipal Purpose Taxes	.21
Human Resources		State Aid Revenues	22,516.33	Veteran & Senior Citizen Taxes	
Elections		Federal Aid Revenues	12,632.84	Total Taxes for Rate Computation	.99
General Administration (other)	300,418.95	State and Local Fiscal Assistance Act Utilized		Special District Taxes	
JUDICIARY	30,425.00	Sale of Acquired Property	358,835.74	Bank Corp. Taxes	1,369.93
Municipal Courts		Other Miscellaneous Revenues	4,358,969.90	Added and Omitted Taxes	32,076.30
PUBLIC SAFETY	7,500.00	Total	4,358,969.90	Total Taxes Levied - ABSTRACT	3,557,220.60
Fire Protection	472,500.00	Prior Years Surplus Appropriated	500,000.00	Total Taxes Billed	3,559,015.13
Police Protection	1,000.00	REVENUES TOTAL	4,858,969.90	1983 TAXES COLLECTED	3,498,392.56
Civil Defense & Disaster Control	20,000.00	Reserve For Uncollected Taxes	211,956.89	1983 Taxes Cancelled, Abated or Adjusted	1,815.84
Environmental Inspection & Control		CAPITAL OUTLAY TOTAL	6,018.70	Transfer to Tax Title Liens or Foreclosed	4,027.44
Other Public Safety		Public Enterprises		Balance Outstanding Dec. 31, 1983	54,779.29
PUBLIC WORKS	181,290.84	Recreation—Culture		PRIOR YEARS TAXES OUTSTANDING	
Streets and Drainage		Public Works	6,018.70	Balance January 1, 1983	67,522.04
Sewers and Sewage Processing		Buildings and Grounds		Collected in 1983	67,229.17
Garbage and Trash Disposal	61,350.00	Library and Education		Cancelled, Abated or Adjusted 1983	8.18
Public Buildings and Grounds	2,500.00	Conservation		Transfers to Tax Title Liens or Foreclosed	
Other Public Works		All Other		Balance December 31, 1983	284.69
HEALTH and WELFARE	36,500.00	CAPITAL DEBT AUTHORIZED, DECEMBER 31, 1983		TAX TITLE LIENS OUTSTANDING	
Health Services Except Environmental	1,000.00	ISSUED AND UNISSUED		Balance January 1, 1983	10,713.79
Welfare-Public Assistance		School	100,000	Transfer From Taxes	4,027.44
Hospitals, Clinics, First Aid		Self-liquidating	1,250,236	Redeemed in 1983	9,830.80
Animal, Insect, & Rodent Control	1,245.00	Other	1,245,336	Cancelled, Abated or Adjusted (1983)	
Other Welfare Services		Total	1,245,336	Transfers to Foreclosed Property	
RECREATION and CONSERVATION	1,725.00	ISSUED AND OUTSTANDING	90,000.00	Balance December 31, 1983	4,910.43
Beaches and Boardwalks		School		PROPERTY ACQUIRED BY DEED OR FORECLOSURE	
Parks, Playgrounds, Shade Trees	8,000.00	Self-Liquidating	1,249,065.00	Balance January 1, 1983	
Land Reclamation & Conservation	3,100.00	Other	1,339,065.00	Transfers From Taxes or Liens	
Other Recreational Services		Total	1,339,065.00	Sale for Cash (1983)	
EDUCATION (excluding schools)	2,500.00	EQUALIZED VALUATION BASIS	295,759,918	Cancelled, Abated or Adjusted (1983)	
Libraries	1,000.00	FOR NET DEBT COMPUTATION		Balance December 31, 1983	
Other Educational Services		REAL PROPERTY VALUATIONS		CURRENT FINANCES DECEMBER 31, 1983	
STATUTORY EXPENDITURES	92,031.37	Code Class # of Parcels % VAL'N		ASSETS	
Pensions & F. I. C. A.	46,925.00	1 Vacant Land 255 5.57	6,700,000.00	Cash Dec. 31, 1983	1,359,074.04
Employee Fringe Benefits		2 Residential 1133 84.01	101,140,450.00	Taxes Receivable	55,063.98
Other Statutory Expenditures		3 Farm 113 1.89	2,269,100.00	Tax Title Liens	4,910.43
CETA And Other Public Employment Programs	1,376,486.16	4a Commercial 37 8.15	9,810,150.00	Foreclosed Property	
MUNICIPAL FUNCTIONS	14,500.00	4b Industrial 2 .39	468,640.00	Emergencies & Other Deferred Charges	11,500.00
CAPITAL IMPROVEMENTS	*MEMO*	4c Apartments		State and Federal Aid Receivable	
DEBT SERVICE	72,400.00	Total 1540	120,388,340.00	Other Receivables	
Principal Payments	124,877.39	Land Area 20.50 Sq. Miles		Total	1,430,548.45
Interest Payments		Net Valuation Taxable-Municipal	121,174,046	LIABILITIES, RESERVES, AND SURPLUS	
DEFERRED CHARGES	2,780,919.06	Net Valuation Taxable-County	328,344,302	Cash Liabilities	448,710.28
SCHOOL, COUNTY, SPECIAL DISTRICT TAXES	211,956.89	State Equalized Valuation	353,107,450	Reserves for Receivables	59,974.41
EXPENDITURES TOTAL	4,566,639.50	State Equalization Ratio	34.17	Surplus Dec. 31, 1983	921,863.76
				Total	1,430,548.45

2109
Population 1980 947
Population 1983 1,033
S & P Rating
Moody Rating

General Tax Rate Per \$100. 2.15
State Equalized Tax Rate 2.02

HARDWICK TOWNSHIP – WARREN CO.
Form of Government:
Township Committee
Number of Members on Governing Body – 3

PER CAPITA:
Gross Debt 131.92
Net Debt
Debt Service 8.12
Total Tax Levy 707.67
Municipal Expenditures 216.53
PER CENT:
Gross Debt .41
Net Debt
Tax Levy Collected 91.42
Tax Levy Cancelled, Abated or Adjusted

EXPENDITURES		REVENUES-REALIZED		1983 PROPERTY TAX	
GENERAL GOVERNMENT				STATE EQUALIZED TAX RATE	
Governing Body & Public Boards		1983 Property Taxes Collected	671,674.33	Local District School Taxes .54	192,565.00
Municipal Clerk		1983 Payments in Lieu of Taxes	49,204.17	Regional & Consolidated School Tax .78	279,679.96
Financial Administration	6,922.84	Delinquent Tax & Lien Collections	8,734.56	School Taxes in Municipal Budget	
Assessment of Taxes	4,268.65	Business Personalty Replacement Taxes	79,963.00	County Taxes .61	* 218,095.30
Collection of Taxes	4,747.57	Taxes from Public Utilities		County Library Taxes .03	11,796.34
Planning, Housing & Development	4,374.34	Other Miscellaneous Tax Revenues	4,213.39	Local Municipal Purpose Taxes .06	23,000.00
Human Resources		State Aid Revenues	15,941.82	Veteran & Senior Citizen Taxes	9,600.00
Elections		Federal Aid Revenues	40,920.02	Total Taxes for Rate Computation 2.02	734,736.60
General Administration (other)	24,594.26	State and Local Fiscal Assistance Act Utilized	870,651.29	Special District Taxes	
JUDICIARY		Sale of Acquired Property	70,733.19	Bank Corp. Taxes	5,884.67
Municipal Courts	2,102.76	Other Miscellaneous Revenues	941,384.48	Added and Omitted Taxes	731,021.27
PUBLIC SAFETY		Total	60,570.00	Total Taxes Levied - ABSTRACT	734,685.76
Fire Protection	700.00	Prior Years Surplus Appropriated		Total Taxes Billed	671,674.33
Police Protection	1,595.84	REVENUES TOTAL		1983 TAXES COLLECTED	
Civil Defense & Disaster Control	721.00	Reserve For Uncollected Taxes		1983 Taxes Cancelled, Abated or Adjusted	2,822.95
Environmental Inspection & Control	4,619.56			Transfer to Tax Title Liens or Foreclosed Balance Outstanding Dec. 31, 1983	60,188.48
Other Public Safety		CAPITAL OUTLAY TOTAL		PRIOR YEARS TAXES OUTSTANDING	
PUBLIC WORKS				Balance January 1, 1983	50,825.20
Streets and Drainage	82,599.35	Public Enterprises		Collected in 1983	49,204.17
Sewers and Sewage Processing	1,389.08	Recreation—Culture		Cancelled, Abated or Adjusted 1983	
Garbage and Trash Disposal	708.22	Public Works		Transfers to Tax Title Liens or Foreclosed	1,256.62
Public Buildings and Grounds		Buildings and Grounds		Balance December 31, 1983	364.41
Other Public Works		Library and Education		TAX TITLE LIENS OUTSTANDING	
HEALTH and WELFARE		Conservation		Balance January 1, 1983	1,836.93
Health Services Except Environmental	349.26	All Other		Transfer From Taxes	3,948.00
Welfare-Public Assistance		CAPITAL DEBT AUTHORIZED, DECEMBER 31, 1983		Redeemed in 1983	
Hospitals, Clinics, First Aid		ISSUED AND UNISSUED GROSS DEBT		Cancelled, Abated or Adjusted (1983)	
Animal, Insect, & Rodent Control	1,044.66	School 136,276	NET DEBT	Transfers to Foreclosed Property	2,273.38
Other Welfare Services		Self-liquidating		Balance December 31, 1983	3,511.55
RECREATION and CONSERVATION		Other		PROPERTY ACQUIRED BY DEED OR FORECLOSURE	
Beaches and Boardwalks		Total 136,276		Balance January 1, 1983	18,026.62
Parks, Playgrounds, Shade Trees		ISSUED AND OUTSTANDING		Transfers From Taxes or Liens	2,273.38
Land Reclamation & Conservation	1,206.12	School 136,276.25		Sole for Cash (1983)	
Other Recreational Services		Self-Liquidating		Cancelled, Abated or Adjusted (1983)	
EDUCATION (excluding schools)		Other		Balance December 31, 1983	20,300.00
Libraries	100.00	Total 136,276.25		CURRENT FINANCES DECEMBER 31, 1983	
Other Educational Services	220.00	EQUALIZED VALUATION BASIS		ASSETS	
STATUTORY EXPENDITURES		FOR NET DEBT COMPUTATION	33,420,049	Cash Dec. 31, 1983	380,351.83
Pensions & F. I. C. A.	6,129.99	REAL PROPERTY VALUATIONS		Taxes Receivable	60,552.89
Employee Fringe Benefits	1,740.63	Code Class # of Parcels % VAL'N	ASSESSED VALUATION	Tax Title Liens	3,511.55
Other Statutory Expenditures	759.42	1 Vacant Land 203 14.19	4,775,071.00	Foreclosed Property	20,300.00
CETA And Other Public Employment Programs		2 Residential 281 68.72	23,119,150.00	Emergencies & Other Deferred Charges	6,740.26
MUNICIPAL FUNCTIONS TOTAL	150,893.55	3 Farm 202 14.51	4,881,560.00	State and Federal Aid Receivable	
CAPITAL IMPROVEMENTS *MEMO*	25,941.82	4a Commercial 3 2.05	689,400.00	Other Receivables	921.66
DEBT SERVICE		4b Industrial 1 .53	177,400.00	Total	472,378.19
Principal Payments	8,000.00	4c Apartments		LIABILITIES, RESERVES, AND SURPLUS	
Interest Payments	390.14	Total 690	33,642,581.00	Cash Liabilities	275,937.21
DEFERRED CHARGES		Land Area 17.80 Sq. Miles		Reserves for Receivables	85,280.10
SCHOOL, COUNTY, SPECIAL DISTRICT TAXES	3,820.14	Net Valuation Taxable-Municipal	33,812,598	Surplus Dec. 31, 1983	111,154.88
RESERVE FOR UNCOLLECTED TAXES	702,136.00	Net Valuation Taxable-County	33,774,259	Total	472,378.19
EXPENDITURES TOTAL	925,810.43	State Equalized Valuation	35,929,563		
		State Equalization Ratio	94.08		

1911
Population 1980 4,553
Population 1983 4,650
S & P Rating
Moody Rating

General Tax Rate Per \$100. 6.21
State Equalized Tax Rate 2.54

HARDYSTON TOWNSHIP – SUSSEX CO.
Form of Government:
Township Committee
Number of Members on Governing Body – 3

PER CAPITA:
Gross Debt 1,334.66
Net Debt 204.57
Debt Service 15.22
Total Tax Levy 758.14
Municipal Expenditures 308.44
PER CENT:
Gross Debt 4.85
Net Debt .74
Tax Levy Collected 91.92
Tax Levy Cancelled, Abated or Adjusted

EXPENDITURES		REVENUES-REALIZED		1983 PROPERTY TAX	
GENERAL GOVERNMENT				STATE EQUALIZED TAX RATE	
Governing Body & Public Boards		1983 Property Taxes Collected	3,240,337.86	Local District School Taxes .90	1,245,340.50
Municipal Clerk		1983 Payments in Lieu of Taxes		Regional & Consolidated School Tax .82	1,134,881.09
Financial Administration	27,132.26	Delinquent Tax & Lien Collections	226,485.74	School Taxes in Municipal Budget	
Assessment of Taxes	66,280.00	Business Personalty Replacement Taxes	43,946.68	County Taxes .55	* 762,581.35
Collection of Taxes	20,802.13	Taxes from Public Utilities	260,968.00	County Library Taxes .03	44,807.90
Planning, Housing & Development	31,025.98	Other Miscellaneous Tax Revenues		Local Municipal Purpose Taxes .24	329,249.01
Human Resources		State Aid Revenues	37,608.96	Veteran & Senior Citizen Taxes	42,700.00
Elections	1,200.00	Federal Aid Revenues		Total Taxes for Rate Computation 2.54	3,559,559.85
General Administration (other)	149,131.64	State and Local Fiscal Assistance Act Utilized	42,705.00	Special District Taxes	
JUDICIARY		Sale of Acquired Property		Bank Corp. Taxes	327.02
Municipal Courts	13,536.59	Other Miscellaneous Revenues	211,863.99	Added and Omitted Taxes	8,151.63
PUBLIC SAFETY		Total	4,063,916.23	Total Taxes Levied - ABSTRACT	3,525,338.50
Fire Protection	25,931.50	Prior Years Surplus Appropriated	500,000.00	Total Taxes Billed	3,525,011.48
Police Protection	332,473.12	REVENUES TOTAL	4,563,916.23	1983 TAXES COLLECTED	3,240,337.86
Civil Defense & Disaster Control	3,950.00	Reserve For Uncollected Taxes	260,291.00	1983 Taxes Cancelled, Abated or Adjusted	
Environmental Inspection & Control	36,193.50			Transfer to Tax Title Liens or Foreclosed	
Other Public Safety				Balance Outstanding Dec. 31, 1983	284,673.62
PUBLIC WORKS		CAPITAL OUTLAY TOTAL	472,058.47	PRIOR YEARS TAXES OUTSTANDING	
Streets and Drainage	129,412.80	Public Enterprises		Balance January 1, 1983	227,389.80
Sewers and Sewage Processing		Recreation—Culture		Collected in 1983	188,815.19
Garbage and Trash Disposal		Public Works	463,129.08	Cancelled, Abated or Adjusted 1983	
Public Buildings and Grounds	22,000.00	Buildings and Grounds	8,929.39	Transfers to Tax Title Liens or Foreclosed	
Other Public Works	42,363.59	Library and Education		Balance December 31, 1983	38,574.61
HEALTH and WELFARE		Conservation		TAX TITLE LIENS OUTSTANDING	
Health Services Except Environmental	23,470.00	All Other		Balance January 1, 1983	109,418.58
Welfare-Public Assistance	3,740.00			Transfer From Taxes	
Hospitals, Clinics, First Aid		CAPITAL DEBT AUTHORIZED, DECEMBER 31, 1983		Redeemed in 1983	37,670.55
Animal, Insect, & Rodent Control	4,890.00	ISSUED AND UNISSUED		Cancelled, Abated or Adjusted (1983)	
Other Welfare Services		School	5,254,950	Transfers to Foreclosed Property	
RECREATION and CONSERVATION		Self-liquidating	951,233	Balance December 31, 1983	71,748.03
Beaches and Boardwalks		Other	951,233	PROPERTY ACQUIRED BY DEED OR FORECLOSURE	
Parks, Playgrounds, Shade Trees		Total	6,206,184	Balance January 1, 1983	82,100.00
Land Reclamation & Conservation				Transfers From Taxes or Liens	
Other Recreational Services	7,850.00	ISSUED AND OUTSTANDING		Sale for Cash (1983)	
EDUCATION (excluding schools)		School	5,254,950.44	Cancelled, Abated or Adjusted (1983)	
Libraries		Self-Liquidating	765,825.00	Balance December 31, 1983	82,100.00
Other Educational Services		Other	6,020,775.44	CURRENT FINANCES DECEMBER 31, 1983	
STATUTORY EXPENDITURES		Total		ASSETS	
Pensions & F. I. C. A.	69,499.80	EQUALIZED VALUATION BASIS		Cash Dec. 31, 1983	487,023.92
Employee Fringe Benefits	39,472.37	FOR NET DEBT COMPUTATION	127,988,412	Taxes Receivable	323,248.23
Other Statutory Expenditures	5,000.00	REAL PROPERTY VALUATIONS		Tax Title Liens	71,748.03
CETA And Other Public Employment Programs		Code Class # of Parcels % VAL'N	ASSESSED VALUATION	Foreclosed Property	82,100.00
MUNICIPAL FUNCTIONS		1 Vacant Land 563 11.71	6,591,000.00	Emergencies & Other Deferred Charges	105,592.25
CAPITAL IMPROVEMENTS		2 Residential 1615 66.27	37,292,350.00	State and Federal Aid Receivable	
MEMO		3 Farm 182 5.96	3,348,900.00	Other Receivables	86,716.90
DEBT SERVICE		4a Commercial 78 8.18	4,600,295.00	Total	1,156,429.33
Principal Payments	38,000.00	4b Industrial 11 2.30	1,295,400.00	LIABILITIES, RESERVES, AND SURPLUS	
Interest Payments	32,788.14	4c Apartments 4 5.59	3,143,200.00	Cash Liabilities	281,821.55
		Total 2453	56,271,145.00	Reserves for Receivables	563,813.16
DEFERRED CHARGES		Land Area 32.50 Sq. Miles		Surplus Dec. 31, 1983	310,794.62
SCHOOL, COUNTY, SPECIAL DISTRICT TAXES				Total	1,150,429.33
RESERVE FOR UNCOLLECTED TAXES		Net Valuation Taxable-Municipal	56,076,418		
EXPENDITURES		Net Valuation Taxable-County	132,442,083		
TOTAL	4,621,877.80	State Equalized Valuation	137,752,609		
		State Equalization Ratio	40.97		

*Includes County Health Service Taxes or County Vocational School Taxes. See Table 13.

2110
 Population 1980 2,592
 Population 1983 2,591
 S & P Rating
 Moody Rating

General Tax Rate Per \$100. 3.10
 State Equalized Tax Rate 2.03

HARMONY TOWNSHIP – WARREN COUNTY
Form of Government:
Township Committee
Number of Members on Governing Body – 3

PER CAPITA:
 Gross Debt 42.45
 Net Debt
 Debt Service
 Total Tax Levy 597.44
 Municipal Expenditures 167.92

PER CENT:
 Gross Debt .16
 Net Debt
 Tax Levy Collected 92.24
 Tax Levy Cancelled, Abated or Adjusted

EXPENDITURES		REVENUES-REALIZED		1983 PROPERTY TAX	
GENERAL GOVERNMENT				STATE EQUALIZED TAX RATE	
Governing Body & Public Boards		1983 Property Taxes Collected	1,426,909.07	Local District School Taxes 1.37	1,036,387.50
Municipal Clerk		1983 Payments in Lieu of Taxes		Regional & Consolidated School Tax	
Financial Administration	8,900.00	Delinquent Tax & Lien Collections	97,979.06	School Taxes in Municipal Budget	
Assessment of Taxes	9,000.00	Business Personalty Replacement Taxes	60,062.28	County Taxes .63 *	474,303.32
Collection of Taxes	11,000.00	Taxes from Public Utilities	100,494.00	County Library Taxes .03	25,671.05
Planning, Housing & Development	30,450.00	Other Miscellaneous Tax Revenues		Local Municipal Purpose Taxes	
Human Resources		State Aid Revenues	13,921.02	Veteran & Senior Citizen Taxes	38,250.00
Elections		Federal Aid Revenues		Total Taxes for Rate Computation 2.03	1,574,611.87
General Administration (other)	59,400.00	State and Local Fiscal Assistance Act Utilized	9,731.00	Special District Taxes	
JUDICIARY		Sale of Acquired Property		Bank Corp. Taxes	1,515.41
Municipal Courts		Other Miscellaneous Revenues	104,018.62	Added and Omitted Taxes	10,082.94
PUBLIC SAFETY		Total	1,819,115.05	Total Taxes Levied - ABSTRACT	1,547,960.22
Fire Protection	5,000.00	Prior Years Surplus Appropriated	230,260.59	Total Taxes Billed	1,547,028.30
Police Protection	2,500.00	REVENUES TOTAL	2,049,375.64	1983 TAXES COLLECTED	1,426,909.07
Civil Defense & Disaster Control		Reserve For Uncollected Taxes	108,500.00	1983 Taxes Cancelled, Abated or Adjusted	18.24
Environmental Inspection & Control				Transfer to Tax Title Liens or Foreclosed	6,134.90
Other Public Safety				Balance Outstanding Dec. 31, 1983	113,966.09
PUBLIC WORKS		CAPITAL OUTLAY TOTAL	62,578.45	PRIOR YEARS TAXES OUTSTANDING	
Streets and Drainage	169,931.00	Public Enterprises		Balance January 1, 1983	103,181.59
Sewers and Sewage Processing		Recreation—Culture	49,078.45	Collected in 1983	93,422.97
Garbage and Trash Disposal		Public Works		Cancelled, Abated or Adjusted 1983	.33
Public Buildings and Grounds		Buildings and Grounds	13,500.00	Transfers to Tax Title Liens or Foreclosed	3,798.82
Other Public Works		Library and Education		Balance December 31, 1983	5,959.47
HEALTH and WELFARE		Conservation		TAX TITLE LIENS OUTSTANDING	
Health Services Except Environmental	2,500.00	All Other		Balance January 1, 1983	0,672.19
Welfare-Public Assistance	2,100.00			Transfer From Taxes	10,430.51
Hospitals, Clinics, First Aid		CAPITAL DEBT AUTHORIZED, DECEMBER 31, 1983		Redeemed in 1983	4,556.09
Animal, Insect, & Rodent Control		ISSUED AND UNISSUED GROSS DEBT		Cancelled, Abated or Adjusted (1983)	
Other Welfare Services		School 110,000		Transfers to Foreclosed Property	
RECREATION and CONSERVATION		Self-liquidating		Balance December 31, 1983	14,546.61
Beaches and Boardwalks		Other		PROPERTY ACQUIRED BY DEED OR	
Parks, Playgrounds, Shade Trees		Total 110,000		FORECLOSURE	
Land Reclamation & Conservation	6,642.86	ISSUED AND OUTSTANDING		Balance January 1, 1983	
Other Recreational Services		School 110,000.00		Transfers From Taxes or Liens	
EDUCATION (excluding schools)		Self-Liquidating		Sale for Cash (1983)	
Libraries		Other		Cancelled, Abated or Adjusted (1983)	
Other Educational Services		Total 110,000.00		Balance December 31, 1983	
STATUTORY EXPENDITURES		EQUALIZED VALUATION BASIS		CURRENT FINANCES DECEMBER 31, 1983	
Pensions & F. I. C. A.	13,357.14	FOR NET DEBT COMPUTATION	69,563,338	ASSETS	
Employee Fringe Benefits	5,000.00	REAL PROPERTY VALUATIONS		Cash Dec. 31, 1983	407,804.45
Other Statutory Expenditures	800.00	Code Class # of Parcels % VAL'N	ASSESSED VALUATION	Taxes Receivable	119,925.56
CETA And Other Public Employment Programs		1 Vacant Land 442 8.83	4,341,530.00	Tax Title Liens	14,546.61
MUNICIPAL FUNCTIONS TOTAL	326,581.00	2 Residential 813 63.41	31,177,260.00	Foreclosed Property	
CAPITAL IMPROVEMENTS *MEMO*	100,000.00	3 Farm 299 14.90	7,323,977.00	Emergencies & Other Deferred Charges	
DEBT SERVICE		4a Commercial 40 9.62	4,727,425.00	State and Federal Aid Receivable	
Principal Payments		4b Industrial 8 3.14	1,544,660.00	Other Receivables	
Interest Payments		4c Apartments 1 .10	50,170.00	Total	542,276.62
		Total 1603	49,165,022.00	LIABILITIES, RESERVES, AND SURPLUS	
DEFERRED CHARGES		Land Area 24.00 Sq. Miles		Cash Liabilities	284,483.47
SCHOOL, COUNTY, SPECIAL DISTRICT TAXES	1,536,361.87	Net Valuation Taxable-Municipal	49,580,491	Reserves for Receivables	134,472.17
RESERVE FOR UNCOLLECTED TAXES	108,500.00	Net Valuation Taxable-County	73,499,150	Surplus Dec. 31, 1983	123,320.98
EXPENDITURES TOTAL	1,971,442.87	State Equalized Valuation	75,607,647	Total	542,276.62
		State Equalization Ratio	65.39		

0224
Population 1980 4,532
Population 1983 4,564
S & P Rating A+
Moody Rating A1

General Tax Rate Per \$100. 4.20
State Equalized Tax Rate 2.46

HARRINGTON PARK BORO. - BERGEN CO.
Form of Government:
Borough Council
Number of Members on Governing Body - 6

PER CAPITA:
Gross Debt 822.08
Net Debt 684.03
Debt Service 75.21
Total Tax Levy 1,025.06
Municipal Expenditures 403.32

PER CENT:
Gross Debt 2.12
Net Debt 1.76
Tax Levy Collected 98.95
Tax Levy Cancelled, Abated or Adjusted

EXPENDITURES		REVENUES-REALIZED		1983 PROPERTY TAX	
GENERAL GOVERNMENT				STATE EQUALIZED TAX RATE	
Governing Body & Public Boards		1983 Property Taxes Collected	4,628,453.31	Local District School Taxes .94	1,784,003.00
Municipal Clerk		1983 Payments in Lieu of Taxes		Regional & Consolidated School Tax .62	1,167,939.41
Financial Administration		Delinquent Tax & Lien Collections	46,483.21	School Taxes in Municipal Budget	
Assessment of Taxes	7,825.00	Business Personalty Replacement Taxes	11,709.60	County Taxes .36	677,887.29
Collection of Taxes	17,600.00	Taxes from Public Utilities	379,008.00	County Library Taxes	
Planning, Housing & Development	11,985.00	Other Miscellaneous Tax Revenues		Local Municipal Purpose Taxes .54	1,029,462.51
Human Resources		State Aid Revenues	38,297.81	Veteran & Senior Citizen Taxes	29,600.00
Elections		Federal Aid Revenues		Total Taxes for Rate Computation 2.46	4,688,892.21
General Administration (other)	140,929.00	State and Local Fiscal Assistance Act Utilized	55,020.37	Special District Taxes	
JUDICIARY		Sale of Acquired Property		Bank Corp. Taxes	2,418.60
Municipal Courts	27,500.00	Other Miscellaneous Revenues	159,728.56	Added and Omitted Taxes	16,683.02
PUBLIC SAFETY		Total	5,318,700.86	Total Taxes Levied - ABSTRACT	4,678,393.83
Fire Protection	63,000.00	Prior Years Surplus Appropriated	302,000.00	Total Taxes Billed	4,677,719.96
Police Protection	381,350.00	REVENUES TOTAL	5,620,700.86	1983 TAXES COLLECTED	4,628,453.31
Civil Defense & Disaster Control		Reserve For Uncollected Taxes	126,228.30	1983 Taxes Cancelled, Abated or Adjusted	126.00
Environmental Inspection & Control	12,650.00	CAPITAL OUTLAY TOTAL	15,314.95	Transfer to Tax Title Liens or Foreclosed	474.60
Other Public Safety				Balance Outstanding Dec. 31, 1983	48,666.05
PUBLIC WORKS				PRIOR YEARS TAXES OUTSTANDING	
Streets and Drainage	221,599.00	Public Enterprises		Balance January 1, 1983	46,683.64
Sewers and Sewage Processing	88,494.62	Recreation—Culture		Collected in 1983	46,483.21
Garbage and Trash Disposal	209,198.00	Public Works		Cancelled, Abated or Adjusted 1983	
Public Buildings and Grounds	2,950.00	Buildings and Grounds	15,314.95	Transfers to Tax Title Liens or Foreclosed	200.43
Other Public Works	17,575.00	Library and Education		Balance December 31, 1983	
HEALTH and WELFARE		Conservation		TAX TITLE LIENS OUTSTANDING	
Health Services Except Environmental	15,674.40	All Other		Balance January 1, 1983	1,207.98
Welfare-Public Assistance	110.00	CAPITAL DEBT AUTHORIZED, DECEMBER 31, 1983		Transfer From Taxes	675.03
Hospitals, Clinics, First Aid		ISSUED AND UNISSUED GROSS DEBT NET DEBT		Redeemed in 1983	
Animal, Insect, & Rodent Control	180.00	School 630,079		Cancelled, Abated or Adjusted (1983)	
Other Welfare Services		Self-liquidating		Transfers to Foreclosed Property	
RECREATION and CONSERVATION		Other 3,121,900	3,121,900	Balance December 31, 1983	1,883.01
Beaches and Boardwalks		Total 3,751,979	3,121,900	PROPERTY ACQUIRED BY DEED OR	
Parks, Playgrounds, Shade Trees	9,245.00			FORECLOSURE	
Land Reclamation & Conservation	230.00	ISSUED AND OUTSTANDING		Balance January 1, 1983	68,420.00
Other Recreational Services		School 630,078.53		Transfers From Taxes or Liens	
EDUCATION (excluding schools)		Self-Liquidating		Sale for Cash (1983)	
Libraries	27,560.00	Other 3,121,900.00		Cancelled, Abated or Adjusted (1983)	
Other Educational Services		Total 3,751,978.53		Balance December 31, 1983	68,420.00
STATUTORY EXPENDITURES		EQUALIZED VALUATION BASIS		CURRENT FINANCES DECEMBER 31, 1983	
Pensions & F. I. C. A.	86,960.50	FOR NET DEBT COMPUTATION	177,270,402	ASSETS	
Employee Fringe Benefits	24,650.00	REAL PROPERTY VALUATIONS		Cash Dec. 31, 1983	1,217,685.94
Other Statutory Expenditures	4,000.00	Code Class # of Parcels % VAL'N	ASSESSED VALUATION	Taxes Receivable	48,666.05
CETA And Other Public Employment Programs		1 Vacant Land 64 .89	981,200.00	Tax Title Liens	1,883.01
MUNICIPAL FUNCTIONS TOTAL	1,371,265.52	2 Residential 1359 90.62	100,246,400.00	Foreclosed Property	68,420.00
CAPITAL IMPROVEMENTS *MEMO*	1,000.00	3 Farm		Emergencies & Other Deferred Charges	
DEBT SERVICE		4a Commercial 88 8.49	9,394,000.00	State and Federal Aid Receivable	140.69
Principal Payments	150,000.00	4b Industrial		Other Receivables	240.23
Interest Payments	193,268.00	4c Apartments		Total	1,337,035.92
DEFERRED CHARGES		Total 1511	110,621,600.00	LIABILITIES, RESERVES, AND SURPLUS	
SCHOOL, COUNTY, SPECIAL DISTRICT TAXES	3,629,829.70	Land Area 2.04 Sq. Miles		Cash Liabilities	420,040.99
RESERVE FOR UNCOLLECTED TAXES	126,228.30	Net Valuation Taxable-Municipal	110,977,070	Reserves for Receivables	119,209.29
EXPENDITURES TOTAL	5,470,591.52	Net Valuation Taxable-County	183,018,283	Surplus Dec. 31, 1983	797,785.64
		State Equalized Valuation	188,904,418	Total	1,337,035.92
		State Equalization Ratio	58.67		

0904
Population 1980 12,242
Population 1983 12,401
S & P Rating
Moody Rating A

General Tax Rate Per \$100. 6.27
State Equalized Tax Rate 2.78

HARRISON TOWN – HUDSON COUNTY
Form of Government:
Town Council
Number of Members on Governing Body – 9

PER CAPITA:
Gross Debt 779.56
Net Debt 180.74
Debt Service 48.53
Total Tax Levy 451.04
Municipal Expenditures 826.57

PER CENT:
Gross Debt 4.88
Net Debt 1.13
Tax Levy Collected 96.88
Tax Levy Cancelled, Abated or Adjusted 1.24

EXPENDITURES		REVENUES-REALIZED		1983 PROPERTY TAX	
GENERAL GOVERNMENT				STATE EQUALIZED TAX RATE	
Governing Body & Public Boards	14,500.00	1983 Property Taxes Collected	5,411,992.76	Local District School Taxes	1.37
Municipal Clerk	155,000.00	1983 Payments in Lieu of Taxes	19,342.07	Regional & Consolidated School Tax	
Financial Administration	117,350.00	Delinquent Tax & Lien Collections	80,294.60	School Taxes in Municipal Budget	
Assessment of Taxes	33,500.00	Business Personalty Replacement Taxes	1,109,918.68	County Taxes	1.41
Collection of Taxes	85,750.00	Taxes from Public Utilities	7,816,457.00	County Library Taxes	
Planning, Housing & Development	18,600.00	Other Miscellaneous Tax Revenues		Local Municipal Purpose Taxes	
Human Resources	89,920.00	State Aid Revenues	177,128.20	Veteran & Senior Citizen Taxes	
Elections	6,150.00	Federal Aid Revenues		Total Taxes for Rate Computation	2.78
General Administration (other)	392,900.00	State and Local Fiscal Assistance Act Utilized	114,800.03	Special District Taxes	
JUDICIARY	109,500.00	Sole of Acquired Property	613,764.22	Bank Corp. Taxes	6,958.87
PUBLIC SAFETY		Other Miscellaneous Revenues	15,343,697.56	Added and Omitted Taxes	31,124.15
Fire Protection	1,729,800.00	Total	16,343,697.56	Total Taxes Levied - ABSTRACT	5,593,392.48
Police Protection	1,846,061.03	Prior Years Surplus Appropriated	1,000,000.00	Total Taxes Billed	5,586,433.61
Civil Defense & Disaster Control	10,000.00	REVENUES	16,343,697.56	1983 TAXES COLLECTED	5,411,992.76
Environmental Inspection & Control	31,000.00	Reserve For Uncollected Taxes	226,000.00	1983 Taxes Cancelled, Abated or Adjusted	69,176.84
Other Public Safety	21,500.00	CAPITAL OUTLAY	1,678,854.64	Transfer to Tax Title Liens or Foreclosed	1,341.57
PUBLIC WORKS		Total		Balance Outstanding Dec. 31, 1983	103,922.44
Streets and Drainage	1,490,000.00	Public Enterprises		PRIOR YEARS TAXES OUTSTANDING	
Sewers and Sewage Processing	88,500.00	Recreation—Culture	27,471.04	Balance January 1, 1983	194,341.28
Garbage and Trash Disposal	360,000.00	Public Works	247,189.51	Collected in 1983	80,294.60
Public Buildings and Grounds	230,500.00	Buildings and Grounds	399,280.33	Cancelled, Abated or Adjusted 1983	2,365.95
Other Public Works		Library and Education	1,004,913.76	Transfers to Tax Title Liens or Foreclosed	656.23
HEALTH and WELFARE		Conservation		Balance December 31, 1983	111,024.50
Health Services Except Environmental	223,500.00	All Other		TAX TITLE LIENS OUTSTANDING	
Welfare-Public Assistance	67,000.00	CAPITAL DEBT AUTHORIZED, DECEMBER 31, 1983		Balance January 1, 1983	13,492.38
Hospitals, Clinics, First Aid	8,000.00	ISSUED AND UNISSUED		Transfer From Taxes	2,100.55
Animal, Insect, & Rodent Control	5,000.00	SCHOOL	7,018,000	Redeemed in 1983	
Other Welfare Services		Self-liquidating	2,649,375	Cancelled, Abated or Adjusted (1983)	
RECREATION and CONSERVATION		Other	9,667,375	Transfers to Foreclosed Property	
Beaches and Boardwalks	232,000.00	Total		Balance December 31, 1983	15,592.93
Parks, Playgrounds, Shade Trees		ISSUED AND OUTSTANDING		PROPERTY ACQUIRED BY DEED OR FORECLOSURE	
Land Reclamation & Conservation	143,500.00	School	2,618,000.00	Balance January 1, 1983	16,700.00
Other Recreational Services		Self-Liquidating	2,388,000.00	Transfers From Taxes or Liens	
EDUCATION (excluding schools)		Other	5,006,000.00	Sale for Cash (1983)	
Libraries	160,000.00	Total		Cancelled, Abated or Adjusted (1983)	
Other Educational Services	51,250.00	EQUALIZED VALUATION BASIS		Balance December 31, 1983	16,700.00
STATUTORY EXPENDITURES		FOR NET DEBT COMPUTATION	197,910,972	CURRENT FINANCES DECEMBER 31, 1983	
Pensions & F. I. C. A.	992,250.00	REAL PROPERTY VALUATIONS		ASSETS	
Employee Fringe Benefits	639,000.00	Code Class # of Parcels % VAL'N		Cash Dec. 31, 1983	3,840,807.54
Other Statutory Expenditures	5,000.00	1 Vacant Land 108 1.23	1,080,000.00	Taxes Receivable	214,946.94
CETA And Other Public Employment Programs		2 Residential 1638 41.16	36,122,400.00	Tax Title Liens	15,592.93
MUNICIPAL FUNCTIONS		3 Farm		Foreclosed Property	16,700.00
CAPITAL IMPROVEMENTS	*MEMO*	4a Commercial 310 13.15	11,542,000.00	Emergencies & Other Deferred Charges	36,960.00
DEBT SERVICE		4b Industrial 86 39.71	34,846,300.00	State and Federal Aid Receivable	15,088.42
Principal Payments	303,500.00	4c Apartments 75 4.75	4,166,250.00	Other Receivables	76,997.33
Interest Payments	298,340.38	Total 2217	87,756,950.00	Total	4,217,093.16
TYPE I SCHL DEBT *MEMO		Land Area 1.20 Sq. Miles		LIABILITIES, RESERVES, AND SURPLUS	
DEFERRED CHARGES	65,446.40	Net Valuation Taxable-Municipal	88,624,207	Cash Liabilities	2,579,740.12
SCHOOL, COUNTY, SPECIAL DISTRICT TAXES	5,555,309.46	Net Valuation Taxable-County	252,165,701	Reserves for Receivables	324,237.20
RESERVE FOR UNCOLLECTED TAXES	226,000.00	State Equalized Valuation	199,292,222	Surplus Dec. 31, 1983	1,313,115.84
EXPENDITURES	TOTAL	State Equalization Ratio	44.35	Total	4,217,093.16
	15,805,627.27				

1981/3000

* ABOVE DEBT SERVICE INCLUDES TYPE I SCHOOL DEBT

*Includes County Health Service Taxes or County Vocational School Taxes. See Table 13.

0808

Population 1980 **3,585**
 Population 1983 **3,687**
 S & P Rating
 Moody Rating

General Tax Rate Per \$100. **3.24**
 State Equalized Tax Rate **2.36**

HARRISON TWP. - GLOUCESTER COUNTY**Form of Government:****Township Committee****Number of Members on Governing Body - 3**

PER CAPITA:

Gross Debt **215.32**
 Net Debt **35.07**
 Debt Service
 Total Tax Levy **519.23**
 Municipal Expenditures **191.86**

PER CENT:

Gross Debt **1.08**
 Net Debt **.18**
 Tax Levy Collected **92.52**
 Tax Levy Cancelled, Abated or Adjusted **.09**

EXPENDITURES		REVENUES-REALIZED		1983 PROPERTY TAX	
GENERAL GOVERNMENT				STATE EQUALIZED TAX RATE	
Governing Body & Public Boards		1983 Property Taxes Collected	1,764,706.86	Local District School Taxes .67	514,307.00
Municipal Clerk		1983 Payments in Lieu of Taxes		Regional & Consolidated School Tax .84	648,156.16
Financial Administration	16,650.00	Delinquent Tax & Lien Collections	156,522.70	School Taxes in Municipal Budget	
Assessment of Taxes	14,468.71	Business Personalty Replacement Taxes	38,490.36	County Taxes	.61
Collection of Taxes	10,120.26	Taxes from Public Utilities	228,970.00	County Library Taxes	.02
Planning, Housing & Development	17,137.12	Other Miscellaneous Tax Revenues		Local Municipal Purpose Taxes	.22
Human Resources		State Aid Revenues	19,381.57	Veteran & Senior Citizen Taxes	
Elections	1,280.13	Federal Aid Revenues		Total Taxes for Rate Computation	2.36
General Administration (other)	79,487.00	State and Local Fiscal Assistance Act Utilized		Special District Taxes	73,875.00
JUDICIARY		Sale of Acquired Property		Bank Corp. Taxes	7,000.54
Municipal Courts	20,130.56	Other Miscellaneous Revenues	100,532.91	Added and Omitted Taxes	18,287.59
PUBLIC SAFETY		Total	2,308,604.40	Total Taxes Levied - ABSTRACT	1,914,409.49
Fire Protection	200.00	Prior Years Surplus Appropriated	80,804.58	Total Taxes Billed	1,907,408.95
Police Protection	194,800.00	REVENUES TOTAL	2,389,408.98	1983 TAXES COLLECTED	1,764,706.86
Civil Defense & Disaster Control	200.00	Reserve For Uncollected Taxes	152,184.56	1983 Taxes Cancelled, Abated or Adjusted	1,749.76
Environmental Inspection & Control	9,102.31			Transfer to Tax Title Liens or Foreclosed	
Other Public Safety				Balance Outstanding Dec. 31, 1983	140,952.33
PUBLIC WORKS		CAPITAL OUTLAY	TOTAL	PRIOR YEARS TAXES OUTSTANDING	
Streets and Drainage	39,203.37	Public Enterprises		Balance January 1, 1983	149,516.86
Sewers and Sewage Processing		Recreation—Culture		Collected in 1983	139,272.49
Garbage and Trash Disposal	62,724.07	Public Works		Cancelled, Abated or Adjusted 1983	50.00
Public Buildings and Grounds	23,951.15	Buildings and Grounds		Transfers to Tax Title Liens or Foreclosed	
Other Public Works		Library and Education		Balance December 31, 1983	10,194.37
HEALTH and WELFARE		Conservation		TAX TITLE LIENS OUTSTANDING	
Health Services Except Environmental	1,863.29	All Other		Balance January 1, 1983	42,542.86
Welfare-Public Assistance	2,042.85			Transfer From Taxes	
Hospitals, Clinics, First Aid		CAPITAL DEBT AUTHORIZED, DECEMBER 31, 1983		Redeemed in 1983	17,250.21
Animal, Insect, & Rodent Control	2,732.20	ISSUED AND UNISSUED	GROSS DEBT	Cancelled, Abated or Adjusted (1983)	
Other Welfare Services		School	346,893	Transfers to Foreclosed Property	
RECREATION and CONSERVATION		Self-liquidating	447,000	Balance December 31, 1983	25,292.65
Beaches and Boardwalks		Other		PROPERTY ACQUIRED BY DEED OR FORECLOSURE	
Parks, Playgrounds, Shade Trees	3,000.00	Total	793,893	Balance January 1, 1983	
Land Reclamation & Conservation	1,911.98			Transfers From Taxes or Liens	
Other Recreational Services		ISSUED AND OUTSTANDING		Sale for Cash (1983)	
EDUCATION (excluding schools)		School	346,893.73	Cancelled, Abated or Adjusted (1983)	
Libraries		Self-Liquidating	447,000.00	Balance December 31, 1983	
Other Educational Services		Other		CURRENT FINANCES DECEMBER 31, 1983	
STATUTORY EXPENDITURES		Total	793,893.73	ASSETS	
Pensions & F. I. C. A.	31,719.86	EQUALIZED VALUATION BASIS	73,180,042	Cash Dec. 31, 1983	402,899.76
Employee Fringe Benefits	14,604.45	FOR NET DEBT COMPUTATION		Taxes Receivable	151,146.70
Other Statutory Expenditures	2,000.00	REAL PROPERTY VALUATIONS		Tax Title Liens	25,292.65
CETA And Other Public Employment Programs		Code Class # of Parcels % VAL'N	ASSESSED VALUATION	Foreclosed Property	
MUNICIPAL FUNCTIONS		1 Vacant Land 202 3.74	2,040,500.00	Emergencies & Other Deferred Charges	10,746.33
CAPITAL IMPROVEMENTS	*MEMO*	2 Residential 805 63.02	34,383,200.00	State and Federal Aid Receivable	
DEBT SERVICE		3 Farm 495 22.96	12,527,300.00	Other Receivables	3,681.49
Principal Payments		4a Commercial 60 6.86	3,740,400.00	Total	593,766.93
Interest Payments		4b Industrial		LIABILITIES, RESERVES, AND SURPLUS	
		4c Apartments 3 3.43	1,870,400.00	Cash Liabilities	62,773.14
		Total 1565	54,561,800.00	Reserves for Receivables	180,120.84
DEFERRED CHARGES	5,874.65	Land Area 19.08 Sq. Miles		Surplus Dec. 31, 1983	350,872.95
SCHOOL, COUNTY, SPECIAL DISTRICT TAXES	1,721,121.36	Net Valuation Taxable-Municipal	56,115,350	Total	593,766.93
RESERVE FOR UNCOLLECTED TAXES	152,184.56	Net Valuation Taxable-County	76,361,952		
EXPENDITURES		State Equalized Valuation	76,480,493		
TOTAL	2,428,509.88	State Equalization Ratio	72.82		

1509
Population 1980 363
Population 1983 378
S & P Rating
Moody Rating

General Tax Rate Per \$100. 1.03
State Equalized Tax Rate .98

HARVEY CEDARS BOROUGH – OCEAN CO.
Form of Government:
Commission (1911)
Number of Members on Governing Body – 3

PER CAPITA:
Gross Debt 2,446.16
Net Debt 1,922.00
Debt Service
Total Tax Levy 4,192.60
Municipal Expenditures 2,100.78

PER CENT:
Gross Debt .67
Net Debt .53
Tax Levy Collected 94.19
Tax Levy Cancelled, Abated or Adjusted .60

EXPENDITURES		REVENUES-REALIZED		1983 PROPERTY TAX	
GENERAL GOVERNMENT				STATE EQUALIZED TAX RATE	
Governing Body & Public Boards				Local District School Taxes .07	113,613.57
Municipal Clerk	8,350.00	1983 Property Taxes Collected	1,491,122.41	Regional & Consolidated School Tax .23	365,154.92
Financial Administration	6,875.00	1983 Payments in Lieu of Taxes		School Taxes in Municipal Budget	
Assessment of Taxes	7,380.00	Delinquent Tax & Lien Collections	70,380.38	County Taxes .40	* 638,050.44
Collection of Taxes	18,300.00	Business Personality Replacement Taxes	2,973.96	County Library Taxes .03	40,998.40
Planning, Housing & Development	8,000.00	Taxes from Public Utilities	89,424.00	Local Municipal Purpose Taxes .26	415,600.00
Human Resources		Other Miscellaneous Tax Revenues		Veteran & Senior Citizen Taxes	7,450.00
Elections	1,800.00	State Aid Revenues	3,303.29	Total Taxes for Rate Computation .99	1,580,867.33
General Administration (other)	76,311.00	Federal Aid Revenues		Special District Taxes	
JUDICIARY		State and Local Fiscal Assistance Act Utilized	10,048.00	Bank Corp. Taxes	1,665.49
Municipal Courts	4,950.00	Sale of Acquired Property		Added and Omitted Taxes	9,720.97
PUBLIC SAFETY		Other Miscellaneous Revenues	138,817.09	Total Taxes Levied - ABSTRACT	1,584,803.79
Fire Protection	13,000.00	Total	1,806,069.13	Total Taxes Billed	1,583,138.30
Police Protection	169,500.00	Prior Years Surplus Appropriated	156,000.00	1983 TAXES COLLECTED	1,491,122.41
Civil Defense & Disaster Control	1,100.00	REVENUES TOTAL	1,962,069.13	1983 Taxes Cancelled, Abated or Adjusted	9,476.30
Environmental Inspection & Control	10,300.00	Reserve For Uncollected Taxes	108,500.00	Transfer to Tax Title Liens or Foreclosed	
Other Public Safety		CAPITAL OUTLAY TOTAL	8,596.39	Balance Outstanding Dec. 31, 1983	82,539.59
PUBLIC WORKS				PRIOR YEARS TAXES OUTSTANDING	
Streets and Drainage	96,594.00	Public Enterprises		Balance January 1, 1983	70,380.38
Sewers and Sewage Processing		Recreation—Culture	8,596.39	Collected in 1983	70,380.38
Garbage and Trash Disposal	64,000.00	Public Works		Cancelled, Abated or Adjusted 1983	
Public Buildings and Grounds	11,100.00	Buildings and Grounds		Transfers to Tax Title Liens or Foreclosed	
Other Public Works		Library and Education		Balance December 31, 1983	
HEALTH and WELFARE		Conservation		TAX TITLE LIENS OUTSTANDING	
Health Services Except Environmental	1,000.00	All Other		Balance January 1, 1983	1,403.80
Welfare-Public Assistance	500.00			Transfer From Taxes	
Hospitals, Clinics, First Aid	4,000.00	CAPITAL DEBT AUTHORIZED, DECEMBER 31, 1983		Redeemed in 1983	
Animal, Insect, & Rodent Control	1,600.00	ISSUED AND UNISSUED	GROSS DEBT	Cancelled, Abated or Adjusted (1983)	
Other Welfare Services		School	143,299	Transfers to Foreclosed Property	
RECREATION and CONSERVATION		Self-Liquidating	718,000	Balance December 31, 1983	1,403.80
Beaches and Boardwalks	70,572.00	Other	63,347	PROPERTY ACQUIRED BY DEED OR FORECLOSURE	
Parks, Playgrounds, Shade Trees		Total	924,646	Balance January 1, 1983	9,465.00
Land Reclamation & Conservation				Transfers From Taxes or Liens	
Other Recreational Services	7,570.00	ISSUED AND OUTSTANDING		Sale for Cash (1983)	
EDUCATION (excluding schools)		School	143,299.90	Cancelled, Abated or Adjusted (1983)	
Libraries	578.00	Self-Liquidating	680,000.00	Balance December 31, 1983	9,465.00
Other Educational Services		Other		CURRENT FINANCES DECEMBER 31, 1983	
STATUTORY EXPENDITURES		Total	823,299.90	ASSETS	
Pensions & F. I. C. A.	40,164.78	EQUALIZED VALUATION BASIS		Cash Dec. 31, 1983	552,691.91
Employee Fringe Benefits	29,700.00	FOR NET DEBT COMPUTATION	137,016,778	Taxes Receivable	82,539.59
Other Statutory Expenditures	3,949.22	REAL PROPERTY VALUATIONS		Tax Title Liens	1,403.80
CETA And Other Public Employment Programs		Code Class # of Parcels % VAL'N	ASSESSED VALUATION	Foreclosed Property	9,465.00
MUNICIPAL FUNCTIONS TOTAL	657,194.00	1 Vacant Land 215 6.89	10,487,400.00	Emergencies & Other Deferred Charges	22,200.00
CAPITAL IMPROVEMENTS *MEMO*	1,000.00	2 Residential 973 89.97	136,950,380.00	State and Federal Aid Receivable	3,811.98
DEBT SERVICE		3 Farm		Other Receivables	86,614.34
Principal Payments		4a Commercial 34 3.14	4,778,500.00	Total	758,726.62
Interest Payments		4b Industrial		LIABILITIES, RESERVES, AND SURPLUS	
DEFERRED CHARGES		4c Apartments		Cash Liabilities	360,557.93
SCHOOL, COUNTY, SPECIAL DISTRICT TAXES	28,400.00	Total 1222	152,216,280.00	Reserves for Receivables	180,022.73
RESERVE FOR UNCOLLECTED TAXES	1,157,817.33	Land Area .55 Sq. Miles		Surplus Dec. 31, 1983	218,145.96
EXPENDITURES TOTAL	1,951,911.33	Net Valuation Taxable-Municipal	152,874,892	Total	758,726.62
		Net Valuation Taxable-County	137,925,731		
		State Equalized Valuation	160,717,792		
		State Equalization Ratio	95.10		

0225
Population 1980 12,166
Population 1983 12,069
S & P Rating
Moody Rating

General Tax Rate Per \$100. 2.99
State Equalized Tax Rate 2.04

HASBROUCK HEIGHTS BORO. - BERGEN CO.
Form of Government:
Borough Council
Number of Members on Governing Body - 6

PER CAPITA:
Gross Debt 160.48
Net Debt 80.77
Debt Service 17.62
Total Tax Levy 697.90
Municipal Expenditures 320.62
PER CENT:
Gross Debt .52
Net Debt .26
Tax Levy Collected 98.77
Tax Levy Cancelled, Abated or Adjusted .24

EXPENDITURES		REVENUES-REALIZED		1983 PROPERTY TAX	
GENERAL GOVERNMENT				STATE EQUALIZED TAX RATE 1.17	
Governing Body & Public Boards	11,549.89	1983 Property Taxes Collected	8,320,643.94	Local District School Taxes	4,803,946.24
Municipal Clerk	39,517.00	1983 Payments in Lieu of Taxes		Regional & Consolidated School Tax	
Financial Administration	14,300.00	Delinquent Tax & Lien Collections	87,118.36	School Taxes in Municipal Budget	
Assessment of Taxes	12,914.63	Business Personalty Replacement Taxes	103,307.76	County Taxes	1,409,125.91
Collection of Taxes	42,634.51	Taxes from Public Utilities	817,903.00	County Library Taxes	
Planning, Housing & Development	18,005.66	Other Miscellaneous Tax Revenues		Local Municipal Purpose Taxes	2,153,808.00
Human Resources		State Aid Revenues	114,214.03	Veteran & Senior Citizen Taxes	150,650.00
Elections	9,462.00	Federal Aid Revenues		Total Taxes for Rate Computation	8,517,530.15
General Administration (other)	384,087.87	State and Local Fiscal Assistance Act Utilized	102,912.69	Special District Taxes	
JUDICIARY		Sale of Acquired Property		Bank Corp. Taxes	21,324.86
Municipal Courts	39,515.14	Other Miscellaneous Revenues	309,594.02	Added and Omitted Taxes	34,715.70
PUBLIC SAFETY		Total	9,855,693.80	Total Taxes Levied - ABSTRACT	8,422,920.71
Fire Protection	118,465.58	Prior Years Surplus Appropriated	375,000.00	Total Taxes Billed	8,424,353.84
Police Protection	991,447.92	REVENUES TOTAL	10,230,693.80	1983 TAXES COLLECTED	8,320,643.94
Civil Defense & Disaster Control	12,000.00	Reserve For Uncollected Taxes	175,157.00	1983 Taxes Cancelled, Abated or Adjusted	19,803.27
Environmental Inspection & Control	29,473.00	CAPITAL OUTLAY TOTAL	224,826.74	Transfer to Tax Title Liens or Foreclosed	4,314.57
Other Public Safety				Balance Outstanding Dec. 31, 1983	79,592.06
PUBLIC WORKS				PRIOR YEARS TAXES OUTSTANDING	
Streets and Drainage	249,922.73	Public Enterprises		Balance January 1, 1983	84,804.19
Sewers and Sewage Processing	361,386.29	Recreation—Culture	250.00	Collected in 1983	81,501.84
Garbage and Trash Disposal	265,095.45	Public Works	86,393.95	Cancelled, Abated or Adjusted 1983	1,447.68
Public Buildings and Grounds	32,845.00	Buildings and Grounds	138,182.79	Transfers to Tax Title Liens or Foreclosed	1,846.39
Other Public Works	47,754.39	Library and Education		Balance December 31, 1983	8.28
HEALTH and WELFARE		Conservation		TAX TITLE LIENS OUTSTANDING	
Health Services Except Environmental	35,971.20	All Other		Balance January 1, 1983	17,032.88
Welfare-Public Assistance	14,085.00	CAPITAL DEBT AUTHORIZED, DECEMBER 31, 1983		Transfer From Taxes	6,292.36
Hospitals, Clinics, First Aid		ISSUED AND UNISSUED		Redeemed in 1983	5,616.52
Animal, Insect, & Rodent Control	3,900.00	School	962,000	Cancelled, Abated or Adjusted (1983)	
Other Welfare Services		Self-liquidating		Transfers to Foreclosed Property	
RECREATION and CONSERVATION		Other	974,800	Balance December 31, 1983	17,708.72
Beaches and Boardwalks		Total	1,936,800	PROPERTY ACQUIRED BY DEED OR FORECLOSURE	
Parks, Playgrounds, Shade Trees	128,631.92			Balance January 1, 1983	313,430.00
Land Reclamation & Conservation		ISSUED AND OUTSTANDING		Transfers From Taxes or Liens	
Other Recreational Services	37,990.62	School	229,100.00	Sale for Cash (1983)	
EDUCATION (excluding schools)		Self-Liquidating		Cancelled, Abated or Adjusted (1983)	
Libraries	116,530.00	Other	775,175.00	Balance December 31, 1983	313,430.00
Other Educational Services		Total	1,004,275.00	CURRENT FINANCES DECEMBER 31, 1983	
STATUTORY EXPENDITURES		EQUALIZED VALUATION BASIS FOR NET DEBT COMPUTATION	370,947,078	ASSETS	
Pensions & F. I. C. A.	315,766.01	REAL PROPERTY VALUATIONS		Cash Dec. 31, 1983	732,481.04
Employee Fringe Benefits	115,600.00	Code Class # of Parcels % VAL'N		Taxes Receivable	79,600.34
Other Statutory Expenditures	2,000.00	1 Vacant Land 151 1.01	2,809,600.00	Tax Title Liens	17,708.72
CETA And Other Public Employment Programs		2 Residential 3275 71.40	199,008,050.00	Foreclosed Property	313,430.00
MUNICIPAL FUNCTIONS		3 Farm		Emergencies & Other Deferred Charges	47,752.75
CAPITAL IMPROVEMENTS *MEMU*	10,000.00	4a Commercial 147 21.58	60,157,900.00	State and Federal Aid Receivable	487.85
DEBT SERVICE		4b Industrial 10 1.44	4,012,300.00	Other Receivables	3,521.33
Principal Payments	163,215.00	4c Apartments 24 4.57	12,726,500.00	Total	1,194,982.03
Interest Payments	49,395.19	Total 3607	278,714,950.00	LIABILITIES, RESERVES, AND SURPLUS	
DEFERRED CHARGES		Land Area 1.50 Sq. Miles		Cash Liabilities	166,371.39
SCHOOL, COUNTY, SPECIAL DISTRICT TAXES	6,213,072.15	Net Valuation Taxable-Municipal	280,589,904	Reserves for Receivables	414,260.39
RESERVE FOR UNCOLLECTED TAXES	175,157.00	Net Valuation Taxable-County	381,272,527	Surplus Dec. 31, 1983	614,350.25
EXPENDITURES TOTAL	10,062,588.95	State Equalized Valuation	410,908,301	Total	1,194,982.03
		State Equalization Ratio	68.14		

0226
Population 1980 3,509
Population 1983 3,459
S & P Rating
Moody Rating A

General Tax Rate Per \$100. 4.54
State Equalized Tax Rate 2.30

HAWORTH BOROUGH - BERGEN COUNTY
Form of Government:
Borough Council
Number of Members on Governing Body - 6

PER CAPITA:
Gross Debt 1,331.66
Net Debt 1,246.08
Debt Service 105.04
Total Tax Levy 1,135.55
Municipal Expenditures 500.89

PER CENT:
Gross Debt 2.85
Net Debt 2.67
Tax Levy Collected 98.64
Tax Levy Cancelled, Abated or Adjusted .09

EXPENDITURES		REVENUES-REALIZED		1983 PROPERTY TAX	
GENERAL GOVERNMENT				STATE EQUALIZED TAX RATE	
Governing Body & Public Boards		1983 Property Taxes Collected	3,871,017.81	Local District School Taxes .72	1,230,235.50
Municipal Clerk		1983 Payments in Lieu of Taxes		Regional & Consolidated School Tax .69	1,176,337.88
Financial Administration	15,784.50	Delinquent Tax & Lien Collections	40,571.81	School Taxes in Municipal Budget	
Assessment of Taxes	6,645.00	Business Personalty Replacement Taxes	19,974.04	County Taxes .36	609,680.57
Collection of Taxes	8,215.23	Taxes from Public Utilities	499,687.00	County Library Taxes	
Planning, Housing & Development	4,425.00	Other Miscellaneous Tax Revenues		Local Municipal Purpose Taxes .53	904,717.25
Human Resources		State Aid Revenues	28,462.14	Veteran & Senior Citizen Taxes	25,650.00
Elections	575.00	Federal Aid Revenues		Total Taxes for Rate Computation 2.30	3,946,621.20
General Administration (other)	136,206.82	State and Local Fiscal Assistance Act Utilized	26,469.49	Special District Taxes	
JUDICIARY		Sale of Acquired Property		Bank Corp. Taxes	3,348.37
Municipal Courts	13,840.89	Other Miscellaneous Revenues	123,681.84	Added and Omitted Taxes	3,544.46
PUBLIC SAFETY		Total	4,609,864.13	Total Taxes Levied - ABSTRACT	3,927,864.03
Fire Protection	68,850.00	Prior Years Surplus Appropriated	207,000.00	Total Taxes Billed	3,924,515.66
Police Protection	393,974.94	REVENUES TOTAL	4,816,864.13	1983 TAXES COLLECTED	3,871,017.81
Civil Defense & Disaster Control	400.00	Reserve For Uncollected Taxes	88,493.00	1983 Taxes Cancelled, Abated or Adjusted	3,500.34
Environmental Inspection & Control	12,600.00	CAPITAL OUTLAY TOTAL	44,748.14	Transfer to Tax Title Liens or Foreclosed	476.70
Other Public Safety				Balance Outstanding Dec. 31, 1983	49,520.81
PUBLIC WORKS				PRIOR YEARS TAXES OUTSTANDING	
Streets and Drainage	141,440.75	Public Enterprises		Balance January 1, 1983	52,675.32
Sewers and Sewage Processing	83,639.29	Recreation—Culture	8,700.00	Collected in 1983	40,571.81
Garbage and Trash Disposal	88,750.04	Public Works	31,498.83	Cancelled, Abated or Adjusted 1983	114.25
Public Buildings and Grounds	16,280.00	Buildings and Grounds	4,549.31	Transfers to Tax Title Liens or Foreclosed	
Other Public Works	26,925.00	Library and Education		Balance December 31, 1983	11,989.26
HEALTH and WELFARE		Conservation		TAX TITLE LIENS OUTSTANDING	
Health Services Except Environmental	5,839.00	All Other		Balance January 1, 1983	2,715.50
Welfare-Public Assistance	460.00	CAPITAL DEBT AUTHORIZED, DECEMBER 31, 1983		Transfer From Taxes	476.70
Hospitals, Clinics, First Aid	600.00	ISSUED AND UNISSUED		Redeemed in 1983	
Animal, Insect, & Rodent Control		School	283,035	Cancelled, Abated or Adjusted (1983)	
Other Welfare Services		Self-liquidating		Transfers to Foreclosed Property	
RECREATION and CONSERVATION		Other	4,323,190	Balance December 31, 1983	3,192.20
Beaches and Boardwalks		Total	4,606,225	PROPERTY ACQUIRED BY DEED OR FORECLOSURE	
Parks, Playgrounds, Shade Trees	78,890.70			Balance January 1, 1983	89,986.00
Land Reclamation & Conservation				Transfers From Taxes or Liens	
Other Recreational Services	9,695.00			Sole for Cash (1983)	
EDUCATION (excluding schools)				Cancelled, Abated or Adjusted (1983)	
Libraries	40,664.12	ISSUED AND OUTSTANDING		Balance December 31, 1983	89,986.00
Other Educational Services		School	163,035.28	CURRENT FINANCES DECEMBER 31, 1983	
STATUTORY EXPENDITURES		Self-Liquidating		ASSETS	
Pensions & F. I. C. A.	83,826.45	Other	4,199,265.64	Cash Dec. 31, 1983	558,519.24
Employee Fringe Benefits	31,500.00	Total	4,362,300.92	Taxes Receivable	61,510.07
Other Statutory Expenditures	3,000.00	EQUALIZED VALUATION BASIS		Tax Title Liens	3,192.20
CETA And Other Public Employment Programs		FOR NET DEBT COMPUTATION	161,389,150	Foreclosed Property	89,986.00
MUNICIPAL FUNCTIONS	1,273,027.73	REAL PROPERTY VALUATIONS		Emergencies & Other Deferred Charges	14,000.00
CAPITAL IMPROVEMENTS *MEMO*	6,000.00	Code Class # of Parcels % VAL'N		State and Federal Aid Receivable	
DEBT SERVICE		1 Vacant Land 52 .86	736,800.00	Other Receivables	2,360.63
Principal Payments	141,600.00	2 Residential 1077 85.23	73,415,500.00	Total	729,568.14
Interest Payments	221,731.42	3 Farm 1 .16	133,600.00	LIABILITIES, RESERVES, AND SURPLUS	
		4a Commercial 46 13.76	11,854,900.00	Cash Liabilities	235,317.19
		4b Industrial		Reserves for Receivables	157,048.90
		4c Apartments		Surplus Dec. 31, 1983	337,202.05
		Total 1176	86,140,800.00	Total	729,568.14
DEFERRED CHARGES	7,735.00	Land Area 1.97 Sq. Miles			
SCHOOL, COUNTY, SPECIAL DISTRICT TAXES	3,016,253.95	Net Valuation Taxable-Municipal	86,393,559		
RESERVE FOR UNCOLLECTED TAXES	88,493.00	Net Valuation Taxable-County	164,688,975		
EXPENDITURES TOTAL	4,748,841.10	State Equalized Valuation	170,325,310		
		State Equalization Ratio	50.65		

1604

Population 1980 **18,200**
 Population 1983 **18,369**
 S & P Rating
 Moody Rating **A**

General Tax Rate Per \$100.
5.02
 State Equalized Tax Rate
2.15

HAWTHORNE BOROUGH — PASSAIC CO.**Form of Government:****Commission (1911)****Number of Members on Governing Body — 3****PER CAPITA:**

Gross Debt **249.03**
 Net Debt **156.40**
 Debt Service **14.53**
 Total Tax Levy **654.15**
 Municipal Expenditures **243.99**

PER CENT:

Gross Debt **.90**
 Net Debt **.56**
 Tax Levy Collected **97.86**
 Tax Levy Cancelled, Abated
 or Adjusted **.03**

EXPENDITURES		REVENUES-REALIZED		1983 PROPERTY TAX	
GENERAL GOVERNMENT				STATE EQUALIZED TAX RATE 1.32	
Governing Body & Public Boards		1983 Property Taxes Collected	11,738,712.02	Local District School Taxes	7,340,660.00
Municipal Clerk	52,649.00	1983 Payments in Lieu of Taxes		Regional & Consolidated School Tax	
Financial Administration	16,070.00	Delinquent Tax & Lien Collections	251,822.81	School Taxes in Municipal Budget	
Assessment of Taxes	30,795.00	Business Personalty Replacement Taxes	278,340.12	County Taxes	.58 3,243,395.98
Collection of Taxes	76,570.00	Taxes from Public Utilities	1,092,138.00	County Library Taxes	
Planning, Housing & Development	27,965.00	Other Miscellaneous Tax Revenues		Local Municipal Purpose Taxes	.24 1,352,717.00
Human Resources		State Aid Revenues	129,199.24	Veteran & Senior Citizen Taxes	245,900.00
Elections	11,250.00	Federal Aid Revenues		Total Taxes for Rate Computation	2.14 12,182,672.98
General Administration (other)	199,969.35	State and Local Fiscal Assistance Act Utilized	74,427.09	Special District Taxes	
JUDICIARY		Sale of Acquired Property	709,325.57	Bank Corp. Taxes	20,786.66
Municipal Courts	39,031.00	Other Miscellaneous Revenues		Added and Omitted Taxes	58,604.81
PUBLIC SAFETY		Total	14,273,964.85	Total Taxes Levied - ABSTRACT	12,016,164.45
Fire Protection	116,255.00	Prior Years Surplus Appropriated	950,000.00	Total Taxes Billed	11,995,596.39
Police Protection	810,357.00	REVENUES TOTAL	15,223,964.85	1983 TAXES COLLECTED	11,738,712.02
Civil Defense & Disaster Control	1,700.00	Reserve For Uncollected Taxes	696,273.00	1983 Taxes Cancelled, Abated or Adjusted	3,735.28
Environmental Inspection & Control	33,022.00	CAPITAL OUTLAY TOTAL	284,231.95	Transfer to Tax Title Liens or Foreclosed	722.88
Other Public Safety		Public Enterprises	45,000.00	Balance Outstanding Dec. 31, 1983	252,426.21
PUBLIC WORKS		Recreation—Culture		PRIOR YEARS TAXES OUTSTANDING	
Streets and Drainage	340,967.00	Public Works	217,827.09	Balance January 1, 1983	254,269.30
Sewers and Sewage Processing	286,746.00	Buildings and Grounds	21,404.86	Collected in 1983	246,826.71
Garbage and Trash Disposal	540,300.00	Library and Education		Cancelled, Abated or Adjusted 1983	
Public Buildings and Grounds	60,722.00	Conservation		Transfers to Tax Title Liens or Foreclosed	
Other Public Works		All Other		Balance December 31, 1983	7,442.59
HEALTH and WELFARE		CAPITAL DEBT AUTHORIZED, DECEMBER 31, 1983		TAX TITLE LIENS OUTSTANDING	
Health Services Except Environmental	99,321.00	ISSUED AND UNISSUED		Balance January 1, 1983	12,973.30
Welfare-Public Assistance	4,682.00	School	1,586,400	Transfer From Taxes	722.88
Hospitals, Clinics, First Aid		Self-liquidating	115,000	Redeemed in 1983	4,996.10
Animal, Insect, & Rodent Control		Other	2,873,000	Cancelled, Abated or Adjusted (1983)	254.17
Other Welfare Services	360.00	Total	4,574,400	Transfers to Foreclosed Property	
RECREATION and CONSERVATION		ISSUED AND OUTSTANDING		Balance December 31, 1983	8,445.91
Beaches and Boardwalks	21,800.00	School	1,586,400.00	PROPERTY ACQUIRED BY DEED OR	
Parks, Playgrounds, Shade Trees		Self-Liquidating	115,000.00	FORECLOSURE	
Land Reclamation & Conservation	116,742.00	Other	2,423,000.00	Balance January 1, 1983	27,855.00
Other Recreational Services		Total	4,124,400.00	Transfers From Taxes or Liens	
EDUCATION (excluding schools)		EQUALIZED VALUATION BASIS		Sale for Cash (1983)	
Libraries	143,074.00	FOR NET DEBT COMPUTATION	509,452,943	Cancelled, Abated or Adjusted (1983)	
Other Educational Services		REAL PROPERTY VALUATIONS		Balance December 31, 1983	27,855.00
STATUTORY EXPENDITURES		Code Class # of Parcels % VAL'N		CURRENT FINANCES DECEMBER 31, 1983	
Pensions & F. I. C. A.	297,452.00	1 Vacant Land 178 1.26		ASSETS	
Employee Fringe Benefits	184,353.74	2 Residential 4960 75.08		Cash Dec. 31, 1983	2,221,391.41
Other Statutory Expenditures	6,500.00	3 Farm		Taxes Receivable	259,868.80
CETA And Other Public Employment Programs		4a Commercial 281 10.27		Tax Title Liens	8,445.91
MUNICIPAL FUNCTIONS TOTAL	3,518,653.09	4b Industrial 112 10.49		Foreclosed Property	27,855.00
CAPITAL IMPROVEMENTS *MEMO*	21,200.00	4c Apartments 16 2.90		Emergencies & Other Deferred Charges	
DEBT SERVICE		Total 5547		State and Federal Aid Receivable	2,718.84
Principal Payments	266,990.91	Land Area 3.44 Sq. Miles		Other Receivables	412.82
Interest Payments		Net Valuation Taxable-Municipal	237,788,677	Total	2,520,692.78
DEFERRED CHARGES		Net Valuation Taxable-County	528,295,048	LIABILITIES, RESERVES, AND SURPLUS	
SCHOOL, COUNTY, SPECIAL DISTRICT TAXES	10,584,055.98	State Equalized Valuation	553,875,471	Cash Liabilities	805,749.14
RESERVE FOR UNCOLLECTED TAXES	696,273.00	State Equalization Ratio	42.81	Reserves for Receivables	296,582.53
EXPENDITURES TOTAL	15,065,972.98			Surplus Dec. 31, 1983	1,418,361.11
				Total	2,520,692.78

1339
Population 1980 23,013
Population 1983 23,257
S & P Rating
Moody Rating AAA

General Tax Rate Per \$100. 3.99
State Equalized Tax Rate 2.58

HAZLET TOWNSHIP – MONMOUTH CO.
Form of Government:
Township Committee
Number of Members on Governing Body – 5

PER CAPITA:
Gross Debt 284.66
Net Debt 149.76
Debt Service 21.13
Total Tax Levy 474.25
Municipal Expenditures 191.89

PER CENT:
Gross Debt 1.63
Net Debt .86
Tax Levy Collected 98.18
Tax Levy Cancelled, Abated or Adjusted

EXPENDITURES		REVENUES-REALIZED		1983 PROPERTY TAX	
GENERAL GOVERNMENT				STATE EQUALIZED TAX RATE 2.58	
Governing Body & Public Boards				Local District School Taxes	6,556,346.50
Municipal Clerk				Regional & Consolidated School Tax	
Financial Administration	39,975.00	1983 Property Taxes Collected	10,814,337.72	School Taxes in Municipal Budget	
Assessment of Taxes	26,553.00	1983 Payments in Lieu of Taxes	57,438.00	County Taxes	2,268,285.87
Collection of Taxes	55,593.00	Delinquent Tax & Lien Collections	174,634.36	County Library Taxes	85,701.62
Planning, Housing & Development	22,955.00	Business Personality Replacement Taxes	180,213.88	Local Municipal Purpose Taxes	2,067,083.00
Human Resources		Taxes from Public Utilities	939,711.00	Veteran & Senior Citizen Taxes	177,850.00
Elections		Other Miscellaneous Tax Revenues		Total Taxes for Rate Computation	11,155,266.99
General Administration (other)	625,707.00	State Aid Revenues	225,473.33	Special District Taxes	
JUDICIARY		Federal Aid Revenues		Bank Corp. Taxes	14,962.12
Municipal Courts	49,082.00	State and Local Fiscal Assistance Act Utilized	156,650.00	Added and Omitted Taxes	37,244.48
PUBLIC SAFETY		Sale of Acquired Property		Total Taxes Levied - ABSTRACT	11,029,623.59
Fire Protection	315,400.00	Other Miscellaneous Revenues	527,273.96	Total Taxes Billed	11,014,661.47
Police Protection	1,236,826.13	Total	13,075,732.25	1983 TAXES COLLECTED	10,814,337.72
Civil Defense & Disaster Control	10,725.00	Prior Years Surplus Appropriated	350,000.00	1983 Taxes Cancelled, Abated or Adjusted	
Environmental Inspection & Control	37,964.00	REVENUES TOTAL	13,425,732.25	Transfer to Tax Title Liens or Foreclosed	
Other Public Safety		Reserve For Uncollected Taxes	205,693.00	Balance Outstanding Dec. 31, 1983	200,323.75
PUBLIC WORKS		CAPITAL OUTLAY TOTAL	250,203.11	PRIOR YEARS TAXES OUTSTANDING	
Streets and Drainage	575,310.00			Balance January 1, 1983	164,762.67
Sewers and Sewage Processing		Public Enterprises		Collected in 1983	164,318.54
Garbage and Trash Disposal		Recreation—Culture		Cancelled, Abated or Adjusted 1983	
Public Buildings and Grounds	149,442.00	Public Works	30,442.42	Transfers to Tax Title Liens or Foreclosed	
Other Public Works	15,184.00	Buildings and Grounds	219,760.69	Balance December 31, 1983	444.13
HEALTH and WELFARE		Library and Education		TAX TITLE LIENS OUTSTANDING	
Health Services Except Environmental	86,501.50	Conservation		Balance January 1, 1983	13,658.39
Welfare-Public Assistance	25,145.00	All Other		Transfer From Taxes	
Hospitals, Clinics, First Aid	2,100.00			Redeemed in 1983	10,315.82
Animal, Insect, & Rodent Control		CAPITAL DEBT AUTHORIZED, DECEMBER 31, 1983		Cancelled, Abated or Adjusted (1983)	
Other Welfare Services		ISSUED AND UNISSUED		Transfers to Foreclosed Property	
RECREATION and CONSERVATION		School	2,879,000	Balance December 31, 1983	3,342.57
Beaches and Boardwalks		Self-liquidating	188,000	PROPERTY ACQUIRED BY DEED OR	
Parks, Playgrounds, Shade Trees	3,500.00	Other	3,553,295	FORECLOSURE	
Land Reclamation & Conservation	31,525.00	Total	6,620,295	Balance January 1, 1983	170,300.00
Other Recreational Services	125,099.00			Transfers From Taxes or Liens	
EDUCATION (excluding schools)		ISSUED AND OUTSTANDING		Sale for Cash (1983)	24,040.00
Libraries	38,515.00	School	2,879,000.00	Cancelled, Abated or Adjusted (1983)	
Other Educational Services		Self-Liquidating	188,000.00	Balance December 31, 1983	146,260.00
STATUTORY EXPENDITURES		Other	3,498,775.00	CURRENT FINANCES DECEMBER 31, 1983	
Pensions & F. I. C. A.	269,558.28	Total	6,565,775.00	ASSETS	
Employee Fringe Benefits		EQUALIZED VALUATION BASIS		Cash Dec. 31, 1983	2,381,119.24
Other Statutory Expenditures		FOR NET DEBT COMPUTATION	405,108,666	Taxes Receivable	200,767.88
CETA And Other Public Employment Programs		REAL PROPERTY VALUATIONS		Tax Title Liens	3,342.57
MUNICIPAL FUNCTIONS TOTAL	3,742,659.91	Code Class # of Parcels % VAL'N		Foreclosed Property	146,260.00
CAPITAL IMPROVEMENTS *MEMO*	10,000.00	1 Vacant Land 341 2.14	5,846,850.00	Emergencies & Other Deferred Charges	65,506.87
DEBT SERVICE		2 Residential 5673 83.90	229,552,850.00	State and Federal Aid Receivable	
Principal Payments	166,000.00	3 Farm 13 .14	374,100.00	Other Receivables	6,853.36
Interest Payments	325,308.37	4a Commercial 155 11.69	31,971,900.00	Total	2,803,849.92
DEFERRED CHARGES		4b Industrial 7 2.14	5,864,300.00	LIABILITIES, RESERVES, AND SURPLUS	
SCHOOL, COUNTY, SPECIAL DISTRICT TAXES	23,025.04	4c Apartments		Cash Liabilities	1,833,326.30
RESERVE FOR UNCOLLECTED TAXES	8,910,333.99	Total	273,610,000.00	Reserves for Receivables	357,223.81
EXPENDITURES TOTAL	13,373,020.31	Land Area 5.60 Sq. Miles	275,197,404	Surplus Dec. 31, 1983	613,299.81
		Net Valuation Taxable-Municipal	419,527,212	Total	2,803,849.92
		Net Valuation Taxable-County	424,412,383		
		State Equalized Valuation	64.71		
		State Equalization Ratio			

1206
Population 1980 955
Population 1983 950
S & P Rating
Moody Rating

General Tax Rate Per \$100. 4.10
State Equalized Tax Rate 2.39

HELMETTA BOROUGH - MIDDLESEX CO.
Form of Government:
Borough Council
Number of Members on Governing Body - 6

PER CAPITA:
Gross Debt 459.50
Net Debt 425.12
Debt Service 45.05
Total Tax Levy 580.31
Municipal Expenditures 414.31
PER CENT:
Gross Debt 2.07
Net Debt 1.92
Tax Levy Collected 93.17
Tax Levy Cancelled, Abated or Adjusted

EXPENDITURES		REVENUES-REALIZED		1983 PROPERTY TAX	
GENERAL GOVERNMENT				STATE EQUALIZED TAX RATE 1.22	281,829.00
Governing Body & Public Boards		1983 Property Taxes Collected	514,060.90	Local District School Taxes	
Municipal Clerk	3,025.00	1983 Payments in Lieu of Taxes		Regional & Consolidated School Tax	
Financial Administration	4,150.00	Delinquent Tax & Lien Collections	42,936.04	School Taxes in Municipal Budget	
Assessment of Taxes	13,677.00	Business Personalty Replacement Taxes	68,541.32	County Taxes	.57 131,012.42
Collection of Taxes	3,337.00	Taxes from Public Utilities	70,605.57	County Library Taxes	
Planning, Housing & Development		Other Miscellaneous Tax Revenues.		Local Municipal Purpose Taxes	.60 138,275.77
Human Resources	300.00	State Aid Revenues	6,640.29	Veteran & Senior Citizen Taxes	9,150.00
Elections	65,790.38	Federal Aid Revenues	5,272.00	Total Taxes for Rate Computation	2.39 560,267.19
General Administration (other)		State and Local Fiscal Assistance Act Utilized		Special District Taxes	
JUDICIARY	3,494.00	Sale of Acquired Property	40,612.30	Bank Corp. Taxes	180.77
Municipal Courts		Other Miscellaneous Revenues	748,668.42	Added and Omitted Taxes	
PUBLIC SAFETY	15,300.00	Total	39,000.00	Total Taxes Levied - ABSTRACT	551,297.96
Fire Protection	90,758.00	Prior Years Surplus Appropriated	787,668.42	Total Taxes Billed	551,727.45
Police Protection	100.00	REVENUES TOTAL	58,000.00	1983 TAXES COLLECTED	514,060.90
Civil Defense & Disaster Control	3,425.00	Reserve For Uncollected Taxes	179,130.34	1983 Taxes Cancelled, Abated or Adjusted	
Environmental Inspection & Control		CAPITAL OUTLAY TOTAL	8,681.70	Transfer to Tax Title Liens or Foreclosed	
Other Public Safety		Public Enterprises		Balance Outstanding Dec. 31, 1983	37,666.55
PUBLIC WORKS	23,414.00	Recreation—Culture	170,240.12	PRIOR YEARS TAXES OUTSTANDING	
Streets and Drainage		Public Works	208.52	Balance January 1, 1983	57,602.67
Sewers and Sewage Processing	18,544.00	Buildings and Grounds		Collected in 1983	42,936.04
Garbage and Trash Disposal	11,566.00	Library and Education		Cancelled, Abated or Adjusted 1983	
Public Buildings and Grounds	12,216.50	Conservation		Transfers to Tax Title Liens or Foreclosed	
Other Public Works		All Other		Balance December 31, 1983	14,666.63
HEALTH and WELFARE	4,075.00	CAPITAL DEBT AUTHORIZED, DECEMBER 31, 1983		TAX TITLE LIENS OUTSTANDING	
Health Services Except Environmental	340.00	ISSUED AND UNISSUED		Balance January 1, 1983	26,268.79
Welfare-Public Assistance		GROSS DEBT		Transfer From Taxes	
Hospitals, Clinics, First Aid		NET DEBT		Redeemed in 1983	
Animal, Insect, & Rodent Control		School		Cancelled, Abated or Adjusted (1983)	
Other Welfare Services		Self-liquidating	436,521	Transfers to Foreclosed Property	
RECREATION and CONSERVATION		Other	403,862	Balance December 31, 1983	26,268.79
Beaches and Boardwalks	200.00	Total	403,862	PROPERTY ACQUIRED BY DEED OR	
Parks, Playgrounds, Shade Trees		ISSUED AND OUTSTANDING		FORECLOSURE	
Land Reclamation & Conservation	2,183.50	School		Balance January 1, 1983	4,100.00
Other Recreational Services		Self-Liquidating	205,000.00	Transfers From Taxes or Liens	
EDUCATION (excluding schools)		Other	205,000.00	Sale-for Cash (1983)	
Libraries		Total	21,054,214	Cancelled, Abated or Adjusted (1983)	
Other Educational Services		EQUALIZED VALUATION BASIS		Balance December 31, 1983	4,100.00
STATUTORY EXPENDITURES	12,900.00	FOR NET DEBT COMPUTATION		CURRENT FINANCES DECEMBER 31, 1983	
Pensions & F. I. C. A.		REAL PROPERTY VALUATIONS		ASSETS	
Employee Fringe Benefits	1,800.00	Code Class # of Parcels % VAL'N		Cash Dec. 31, 1983	235,976.85
Other Statutory Expenditures		1 Vacant Land 94 3.79	504,800.00	Taxes Receivable	52,333.18
CETA And Other Public Employment Programs	290,595.38	2 Residential 307 67.52	8,983,700.00	Tax Title Liens	26,268.79
MUNICIPAL FUNCTIONS TOTAL	3,000.00	3 Farm		Foreclosed Property	4,100.00
CAPITAL IMPROVEMENTS *MEMO*		4a Commercial 6 2.41	320,400.00	Emergencies & Other Deferred Charges	12,000.00
DEBT SERVICE	20,000.00	4b Industrial 31 26.28	3,496,700.00	State and Federal Aid Receivable	
Principal Payments	22,795.00	4c Apartments		Other Receivables	23,303.76
Interest Payments		Total 438	13,305,600.00	Total	353,982.58
DEFERRED CHARGES	2,200.00	Land Area .80 Sq. Miles		LIABILITIES, RESERVES, AND SURPLUS	
SCHOOL, COUNTY, SPECIAL DISTRICT TAXES	412,841.42	Net Valuation Taxable-Municipal	13,452,358	Cash Liabilities	185,718.89
RESERVE FOR UNCOLLECTED TAXES	58,000.00	Net Valuation Taxable-County	22,303,436	Reserves for Receivables	91,863.35
EXPENDITURES TOTAL	806,431.80	State Equalized Valuation	22,973,315	Surplus Dec. 31, 1983	76,400.34
		State Equalization Ratio	58.29	Total	353,982.58

0419

Population 1980 1,250
 Population 1983 1,205
 S & P Rating
 Moody Rating

General Tax Rate Per \$100. 7.88
 State Equalized Tax Rate 2.49

HI-NELLA BOROUGH - CAMDEN COUNTY**Form of Government:****Borough Council****Number of Members on Governing Body - 6****PER CAPITA:**

Gross Debt 71.99
 Net Debt 71.99
 Debt Service 15.11
 Total Tax Levy 287.60
 Municipal Expenditures 238.61

PER CENT:

Gross Debt .75
 Net Debt .75
 Tax Levy Collected 93.28
 Tax Levy Cancelled, Abated or Adjusted

EXPENDITURES		REVENUES-REALIZED		1983 PROPERTY TAX	
GENERAL GOVERNMENT				STATE EQUALIZED TAX RATE → 1.04	
Governing Body & Public Boards		1983 Property Taxes Collected	322,543.58	Local District School Taxes	144,596.50
Municipal Clerk	9,600.00	1983 Payments in Lieu of Taxes		Regional & Consolidated School Tax	
Financial Administration	11,715.00	Delinquent Tax & Lien Collections	23,711.93	School Taxes in Municipal Budget	
Assessment of Taxes	3,025.00	Business Personalty Replacement Taxes	4,456.68	County Taxes	* 130,525.01
Collection of Taxes	175.00	Taxes from Public Utilities	57,081.00	County Library Taxes	2,865.44
Planning, Housing & Development		Other Miscellaneous Tax Revenues		Local Municipal Purpose Taxes	67,500.00
Human Resources		State Aid Revenues	26,331.52	Veteran & Senior Citizen Taxes	6,350.00
Elections	1,550.00	Federal Aid Revenues		Total Taxes for Rate Computation	351,836.95
General Administration (other)	27,371.00	State and Local Fiscal Assistance Act Utilized	5,563.00	Special District Taxes	
JUDICIARY		Sale of Acquired Property		Bank Corp. Taxes	871.57
Municipal Courts	11,100.00	Other Miscellaneous Revenues	95,142.46	Added and Omitted Taxes	197.03
PUBLIC SAFETY		Total	534,830.17	Total Taxes Levied - ABSTRACT	346,555.55
Fire Protection	8,814.00	Prior Years Surplus Appropriated	50,000.00	Total Taxes Billed	345,782.47
Police Protection	39,631.70	REVENUES TOTAL	584,830.17	1983 TAXES COLLECTED	322,543.58
Civil Defense & Disaster Control	25.00	Reserve For Uncollected Taxes	52,195.99	1983 Taxes Cancelled, Abated or Adjusted	
Environmental Inspection & Control	1,025.00			Transfer to Tax Title Liens or Foreclosed	398.01
Other Public Safety				Balance Outstanding Dec. 31, 1983	22,840.88
PUBLIC WORKS		CAPITAL OUTLAY TOTAL		PRIOR YEARS TAXES OUTSTANDING	
Streets and Drainage	6,750.00	Public Enterprises		Balance January 1, 1983	24,008.64
Sewers and Sewage Processing	58,760.00	Recreation—Culture		Collected in 1983	23,711.93
Garbage and Trash Disposal	8,294.96	Public Works		Cancelled, Abated or Adjusted 1983	296.71
Public Buildings and Grounds	4,050.00	Buildings and Grounds		Transfers to Tax Title Liens or Foreclosed	
Other Public Works		Library and Education		Balance December 31, 1983	
HEALTH and WELFARE		Conservation		TAX TITLE LIENS OUTSTANDING	
Health Services Except Environmental	100.00	All Other		Balance January 1, 1983	4,802.59
Welfare-Public Assistance	7,300.00			Transfer From Taxes	398.01
Hospitals, Clinics, First Aid		CAPITAL DEBT AUTHORIZED, DECEMBER 31, 1983		Redeemed in 1983	
Animal, Insect, & Rodent Control	507.26	ISSUED AND UNISSUED GROSS DEBT		Cancelled, Abated or Adjusted (1983)	
Other Welfare Services		School		Transfers to Foreclosed Property	
RECREATION and CONSERVATION		Self-liquidating	86,748	Balance December 31, 1983	5,200.60
Beaches and Boardwalks		Other	86,748	PROPERTY ACQUIRED BY DEED OR FORECLOSURE	
Parks, Playgrounds, Shade Trees	3,569.00	Total	86,748	Balance January 1, 1983	950.00
Land Reclamation & Conservation	50.00	ISSUED AND OUTSTANDING		Transfers From Taxes or Liens	
Other Recreational Services	400.00	School		Sale for Cash (1983)	
EDUCATION (excluding schools)		Self-Liquidating		Cancelled, Abated or Adjusted (1983)	
Libraries	1,600.00	Other	55,000.00	Balance December 31, 1983	950.00
Other Educational Services		Total	55,000.00	CURRENT FINANCES DECEMBER 31, 1983	
STATUTORY EXPENDITURES		EQUALIZED VALUATION BASIS		ASSETS	
Pensions & F. I. C. A.	4,000.00	FOR NET DEBT COMPUTATION	11,594,252	Cash Dec. 31, 1983	258,823.97
Employee Fringe Benefits		REAL PROPERTY VALUATIONS		Taxes Receivable	22,840.88
Other Statutory Expenditures		Code Class # of Parcels % VAL'N		Tax Title Liens	5,200.60
CETA And Other Public Employment Programs		1 Vacant Land 13 1.72		Foreclosed Property	950.00
MUNICIPAL FUNCTIONS		2 Residential 124 44.65		Emergencies & Other Deferred Charges	11,876.18
CAPITAL IMPROVEMENTS	*MEMO*	3 Farm 2 .96		State and Federal Aid Receivable	
DEBT SERVICE		4a Commercial 10 16.62		Other Receivables	17,092.34
Principal Payments	15,000.00	4b Industrial 1 2.16		Total	316,783.97
Interest Payments	3,203.13	4c Apartments 3 33.89		LIABILITIES, RESERVES, AND SURPLUS	
		Total 153		Cash Liabilities	73,422.31
DEFERRED CHARGES		Land Area .23 Sq. Miles		Reserves for Receivables	46,083.82
SCHOOL, COUNTY, SPECIAL DISTRICT TAXES	7,714.22	Net Valuation Taxable-Municipal	4,385,045	Surplus Dec. 31, 1983	197,277.84
RESERVE FOR UNCOLLECTED TAXES	277,986.95	Net Valuation Taxable-County	11,113,676	Total	316,783.97
EXPENDITURES		State Equalized Valuation	13,776,493		
TOTAL	565,513.21	State Equalization Ratio	31.59		

1014
Population 1980 3,435
Population 1983 3,556
S & P Rating
Moody Rating A

General Tax Rate Per \$100.
2.53
State Equalized Tax Rate
2.64

HIGH BRIDGE BOROUGH – HUNTERDON CO.
Form of Government:
Borough Council
Number of Members on Governing Body – 6

PER CAPITA:
Gross Debt 616.51
Net Debt 335.50
Debt Service 19.17
Total Tax Levy 606.98
Municipal Expenditures 247.37
PER CENT:
Gross Debt 2.91
Net Debt 1.58
Tax Levy Collected 92.15
Tax Levy Cancelled, Abated or Adjusted 1.39

EXPENDITURES		REVENUES-REALIZED		1983 PROPERTY TAX	
GENERAL GOVERNMENT				STATE EQUALIZED TAX RATE	
Governing Body & Public Boards		1983 Property Taxes Collected	1,990,811.72	Local District School Taxes 1.07	868,626.50
Municipal Clerk	8,740.00	1983 Payments in Lieu of Taxes		Regional & Consolidated School Tax .06	533,118.54
Financial Administration	5,435.00	Delinquent Tax & Lien Collections	138,169.31	School Taxes in Municipal Budget	
Assessment of Taxes	3,376.44	Business Personalty Replacement Taxes	84,676.14	County Taxes .45	367,406.81
Collection of Taxes	10,339.00	Taxes from Public Utilities	88,817.00	County Library Taxes .03	22,020.04
Planning, Housing & Development		Other Miscellaneous Tax Revenues		Local Municipal Purpose Taxes .42	341,464.92
Human Resources		State Aid Revenues	56,275.79	Veteran & Senior Citizen Taxes	33,100.00
Elections		Federal Aid Revenues		Total Taxes for Rate Computation 2.63	2,165,736.81
General Administration (other)	122,635.00	State and Local Fiscal Assistance Act Utilized	22,197.87	Special District Taxes	
JUDICIARY		Sale of Acquired Property		Bank Corp. Taxes	1,890.11
Municipal Courts	11,290.00	Other Miscellaneous Revenues	123,017.09	Added and Omitted Taxes	23,887.70
PUBLIC SAFETY		Total	2,503,966.92	Total Taxes Levied - ABSTRACT	2,158,414.62
Fire Protection	17,220.00	Prior Years Surplus Appropriated	120,000.00	Total Taxes Billed	2,160,372.49
Police Protection	118,760.97	REVENUES TOTAL	2,623,966.92	1983 TAXES COLLECTED	1,990,811.72
Civil Defense & Disaster Control	500.00	Reserve For Uncollected Taxes	164,517.19	1983 Taxes Cancelled, Abated or Adjusted	24,964.84
Environmental Inspection & Control		CAPITAL OUTLAY TOTAL	99,405.84	Transfer to Tax Title Liens or Foreclosed	8,603.47
Other Public Safety		Public Enterprises	39,659.14	Balance Outstanding Dec. 31, 1983	130,992.46
PUBLIC WORKS		Recreation Culture		PRIOR YEARS TAXES OUTSTANDING	
Streets and Drainage	135,757.92	Public Works	51,481.13	Balance January 1, 1983	123,013.69
Sewers and Sewage Processing	77,055.00	Buildings and Grounds	8,265.57	Collected in 1983	113,642.97
Garbage and Trash Disposal	18,210.00	Library and Education		Cancelled, Abated or Adjusted 1983	
Public Buildings and Grounds	25,625.00	Conservation		Transfers to Tax Title Liens or Foreclosed	4,630.22
Other Public Works		All Other		Balance December 31, 1983	4,740.70
HEALTH and WELFARE		CAPITAL DEBT AUTHORIZED, DECEMBER 31, 1983		TAX TITLE LIENS OUTSTANDING	
Health Services Except Environmental	155.00	ISSUED AND UNISSUED		Balance January 1, 1983	30,462.34
Welfare-Public Assistance	785.00	School	593,030	Transfer From Taxes	13,431.97
Hospitals, Clinics, First Aid		Self liquidating	1,248,000	Redeemed in 1983	24,526.34
Animal, Insect, & Rodent Control	700.00	Other	351,263	Cancelled, Abated or Adjusted (1983)	
Other Welfare Services		Total	2,192,293	Transfers to Foreclosed Property	
RECREATION and CONSERVATION		ISSUED AND OUTSTANDING		Balance December 31, 1983	19,367.97
Beaches and Boardwalks		School	593,030.29	PROPERTY ACQUIRED BY DEED OR	
Parks, Playgrounds, Shade Trees	1,700.00	Self-Liquidating	1,248,000.00	FORECLOSURE	
Land Reclamation & Conservation		Other	221,501.50	Balance January 1, 1983	
Other Recreational Services	2,330.00	Total	2,062,531.79	Transfers From Taxes or Liens	
EDUCATION (excluding schools)		EQUALIZED VALUATION BASIS		Sale for Cash (1983)	
Libraries	5,417.00	FOR NET DEBT COMPUTATION	75,362,262	Cancelled, Abated or Adjusted (1983)	
Other Educational Services		REAL PROPERTY VALUATIONS		Balance December 31, 1983	
STATUTORY EXPENDITURES		Code Class # of Parcels % VAL'N		CURRENT FINANCES DECEMBER 31, 1983	
Pensions & F. I. C. A.	35,500.00	1 Vacant Land 314 3.74		ASSETS	
Employee Fringe Benefits	23,870.00	2 Residential 1048 86.90		Cash Dec. 31, 1983	1,052,999.54
Other Statutory Expenditures	3,000.00	3 Farm 26 1.49		Taxes Receivable	135,733.16
CETA And Other Public Employment Programs		4a Commercial 29 2.78		Tax Title Liens	19,367.97
MUNICIPAL FUNCTIONS TOTAL	634,401.33	4b Industrial 10 4.72		Foreclosed Property	
CAPITAL IMPROVEMENTS *MEMU*	5,000.00	4c Apartments 2 .36		Emergencies & Other Deferred Charges	37,138.38
DEBT SERVICE		Total 1429		State and Federal Aid Receivable	1,145.00
Principal Payments	50,000.00	Land Area 2.30 Sq. Miles		Other Receivables	9,201.00
Interest Payments	18,177.46	Net Valuation Taxable-Municipal	84,423,127	Total	1,255,585.05
DEFERRED CHARGES	12,550.78	Net Valuation Taxable-County	80,353,092	LIABILITIES, RESERVES, AND SURPLUS	
SCHOOL, COUNTY, SPECIAL DISTRICT TAXES	1,791,171.89	State Equalized Valuation	80,939,143	Cash Liabilities	813,982.55
RESERVE FOR UNCOLLECTED TAXES	164,517.19	State Equalization Ratio	104.35	Reserves for Receivables	164,302.13
EXPENDITURES TOTAL	2,670,818.65			Surplus Dec. 31, 1983	277,300.37

1207

Population 1980 13,396
 Population 1983 13,075
 S & P Rating
 Moody Rating A

General Tax Rate Per \$100. 4.95
 State Equalized Tax Rate 3.60

HIGHLAND PARK BORO. — MIDDLESEX CO.
Form of Government:
Borough Council
Number of Members on Governing Body — 6

PER CAPITA:
 Gross Debt 421.31
 Net Debt 132.38
 Debt Service 21.38
 Total Tax Levy 728.66
 Municipal Expenditures 291.04

PER CENT:
 Gross Debt 2.20
 Net Debt .95
 Tax Levy Collected 97.69
 Tax Levy Cancelled, Abated or Adjusted .29

EXPENDITURES		REVENUES-REALIZED		1983 PROPERTY TAX	
GENERAL GOVERNMENT				STATE EQUALIZED TAX RATE 2.11	
Governing Body & Public Boards		1983 Property Taxes Collected	9,301,091.02	Local District School Taxes	5,561,363.26
Municipal Clerk		1983 Payments in Lieu of Taxes		Regional & Consolidated School Tax	
Financial Administration	48,182.00	Delinquent Tax & Lien Collections	149,302.33	School Taxes in Municipal Budget	
Assessment of Taxes	19,070.00	Business Personalty Replacement Taxes	133,207.32	County Taxes	.63 1,657,559.95
Collection of Taxes	23,245.00	Taxes from Public Utilities	553,776.00	County Library Taxes	
Planning, Housing & Development	9,200.00	Other Miscellaneous Tax Revenues		Local Municipal Purpose Taxes	.86 2,271,632.88
Human Resources	42,650.00	State Aid Revenues	191,370.01	Veteran & Senior Citizen Taxes	86,500.00
Elections	4,700.00	Federal Aid Revenues		Total Taxes for Rate Computation	3.60 9,597,256.09
General Administration (other)	346,602.00	State and Local Fiscal Assistance Act Utilized	62,608.48	Special District Taxes	
JUDICIARY		Sale of Acquired Property	45,500.00	Bank Corp. Taxes	15,654.52
Municipal Courts	42,123.00	Other Miscellaneous Revenues	448,876.64	Added and Omitted Taxes	860.06
PUBLIC SAFETY		Total	10,885,731.30	Total Taxes Levied - ABSTRACT	9,527,270.67
Fire Protection	176,572.00	Prior Years Surplus Appropriated	164,000.00	Total Taxes Billed	9,520,591.45
Police Protection	904,517.29	REVENUES TOTAL	11,049,731.60	1983 TAXES COLLECTED	9,301,091.02
Civil Defense & Disaster Control	1,100.00	Reserve For Uncollected Taxes	367,198.00	1983 Taxes Cancelled, Abated or Adjusted	27,858.60
Environmental Inspection & Control	46,861.00			Transfer to Tax Title Liens or Foreclosed	20,116.80
Other Public Safety				Balance Outstanding Dec. 31, 1983	171,525.03
PUBLIC WORKS		CAPITAL OUTLAY TOTAL	536,935.28	PRIOR YEARS TAXES OUTSTANDING	
Streets and Drainage	347,865.00	Public Enterprises	57,220.16	Balance January 1, 1983	526,985.38
Sewers and Sewage Processing		Recreation—Culture		Collected in 1983	146,572.52
Garbage and Trash Disposal	232,401.00	Public Works	379,255.82	Cancelled, Abated or Adjusted 1983	88.08
Public Buildings and Grounds	120,444.00	Buildings and Grounds	100,457.30	Transfers to Tax Title Liens or Foreclosed	6,543.70
Other Public Works	45,000.00	Library and Education		Balance December 31, 1983	371,781.08
HEALTH and WELFARE		Conservation		TAX TITLE LIENS OUTSTANDING	
Health Services Except Environmental	23,655.00	All Other		Balance January 1, 1983	17,319.45
Welfare-Public Assistance	39,550.00			Transfer From Taxes	27,462.51
Hospitals, Clinics, First Aid		CAPITAL DEBT AUTHORIZED, DECEMBER 31, 1983		Redeemed in 1983	729.81
Animal, Insect, & Rodent Control	5,000.00	ISSUED AND UNISSUED		Cancelled, Abated or Adjusted (1983)	
Other Welfare Services		School	2,414,000	Transfers to Foreclosed Property	
RECREATION and CONSERVATION		Self-liquidating	710,000	Balance December 31, 1983	44,052.15
Beaches and Boardwalks		Other	2,384,609	PROPERTY ACQUIRED BY DEED OR FORECLOSURE	
Parks, Playgrounds, Shade Trees		Total	5,508,609	Balance January 1, 1983	489,356.20
Land Reclamation & Conservation	200.00			Transfers From Taxes or Liens	
Other Recreational Services	35,600.00	ISSUED AND OUTSTANDING		Sale for Cash (1983)	
EDUCATION (excluding schools)		School	2,414,000.00	Cancelled, Abated or Adjusted (1983)	455,000.00
Libraries	140,528.00	Self-liquidating	710,000.00	Balance December 31, 1983	34,356.20
Other Educational Services	10,255.00	Other	1,360,000.00	CURRENT FINANCES DECEMBER 31, 1983	
STATUTORY EXPENDITURES		Total	4,484,000.00	ASSETS	
Pensions & F. I. C. A.	317,294.00	EQUALIZED VALUATION BASIS		Cash Dec. 31, 1983	729,254.26
Employee Fringe Benefits	146,500.00	FOR NET DEBT COMPUTATION	250,858,339	Taxes Receivable	543,306.11
Other Statutory Expenditures	10,000.00	REAL PROPERTY VALUATIONS		Tax Title Liens	44,052.15
CETA And Other Public Employment Programs		Code Class # of Parcels % VAL'N	ASSESSED VALUATION	Foreclosed Property	34,356.20
MUNICIPAL FUNCTIONS		1 Vacant Land 122 1.34	2,551,500.00	Emergencies & Other Deferred Charges	15,445.48
CAPITAL IMPROVEMENTS		2 Residential 2605 69.15	131,758,700.00	State and Federal Aid Receivable	
DEBT SERVICE		3 Farm		Other Receivables	588,090.27
Principal Payments	160,000.00	4a Commercial 163 10.11	19,272,800.00	Total	1,954,504.47
Interest Payments	119,545.00	4b Industrial 10 1.90	3,621,900.00	LIABILITIES, RESERVES, AND SURPLUS	
		4c Apartments 51 17.50	33,343,200.00	Cash Liabilities	248,896.36
		Total 2951	190,548,100.00	Reserves for Receivables	1,210,909.73
DEFERRED CHARGES	19,498.47	Land Area 1.80 Sq. Miles		Surplus Dec. 31, 1983	494,698.38
SCHOOL, COUNTY, SPECIAL DISTRICT TAXES	7,238,923.21	Net Valuation Taxable-Municipal	192,317,806	Total	1,954,504.47
RESERVE FOR UNCOLLECTED TAXES	367,198.00	Net Valuation Taxable-County	285,200,950		
EXPENDITURES		State Equalized Valuation	263,839,354		
TOTAL	11,044,276.97	State Equalization Ratio	72.71		

1317
Population 1980 5,187
Population 1983 5,200
S & P Rating
Moody Rating A

General Tax Rate Per \$100. 5.23
State Equalized Tax Rate 2.92

HIGHLANDS BOROUGH - MONMOUTH CO.
Form of Government:
Small Municipality Plan C (OMCL 50)
Number of Members on Governing Body - 5

PER CAPITA:
Gross Debt 336.57
Net Debt 214.13
Debt Service 38.78
Total Tax Levy 645.26
Municipal Expenditures 374.76
PER CENT:
Gross Debt 1.70
Net Debt 1.08
Tax Levy Collected 91.53
Tax Levy Cancelled, Abated or Adjusted 1.28

EXPENDITURES		REVENUES-REALIZED		1983 PROPERTY TAX	
GENERAL GOVERNMENT		1983 Property Taxes Collected		STATE EQUALIZED TAX RATE	
Governing Body & Public Boards	18,512.64	1983 Payments in Lieu of Taxes		Local District School Taxes	.58
Municipal Clerk	45,510.00	Delinquent Tax & Lien Collections		Regional & Consolidated School Tax	.90
Financial Administration	91,260.46	Business Personalty Replacement Taxes		School Taxes in Municipal Budget	
Assessment of Taxes	44,159.30	Taxes from Public Utilities		County Taxes	.52
Collection of Taxes	16,201.72	Other Miscellaneous Tax Revenues		County Library Taxes	.02
Planning, Housing & Development		State Aid Revenues		Local Municipal Purpose Taxes	.90
Human Resources	800.00	Federal Aid Revenues		Veteran & Senior Citizen Taxes	
Elections	111,393.25	State and Local Fiscal Assistance Act Utilized		Total Taxes for Rate Computation	2.92
General Administration (other)		Sale of Acquired Property		Special District Taxes	
JUDICIARY	27,015.00	Other Miscellaneous Revenues		Bank Corp. Taxes	13,595.31
Municipal Courts		Prior Years Surplus Appropriated		Added and Omitted Taxes	17,185.41
PUBLIC SAFETY	25,690.00	REVENUES		Total Taxes Levied - ABSTRACT	3,355,328.21
Fire Protection	382,402.84	Reserve For Uncollected Taxes		Total Taxes Billed	3,330,219.55
Police Protection	23,063.47	CAPITAL OUTLAY		1983 TAXES COLLECTED	3,048,260.82
Civil Defense & Disaster Control		Public Enterprises		1983 Taxes Cancelled, Abated or Adjusted	42,548.73
Environmental Inspection & Control		Recreation—Culture		Transfer to Tax Title Liens or Foreclosed	40,723.68
Other Public Safety		Public Works		Balance Outstanding Dec. 31, 1983	198,686.32
PUBLIC WORKS	137,866.75	Buildings and Grounds		PRIOR YEARS TAXES OUTSTANDING	
Streets and Drainage		Library and Education		Balance January 1, 1983	278,560.18
Sewers and Sewage Processing	131,629.00	Conservation		Collected in 1983	216,513.12
Garbage and Trash Disposal	25,600.00	All Other		Cancelled, Abated or Adjusted 1983	
Public Buildings and Grounds	11,400.00	CAPITAL DEBT AUTHORIZED, DECEMBER 31, 1983		Transfers to Tax Title Liens or Foreclosed	10,408.49
Other Public Works		ISSUED AND UNISSUED		Balance December 31, 1983	51,638.57
HEALTH and WELFARE	31,035.95	SCHOOL		TAX TITLE LIENS OUTSTANDING	
Health Services Except Environmental	6,200.00	Self-Liquidating		Balance January 1, 1983	181,816.81
Welfare-Public Assistance		Other		Transfer From Taxes	52,126.31
Hospitals, Clinics, First Aid		Total		Redeemed in 1983	45,128.42
Animal, Insect, & Rodent Control		GROSS DEBT		Cancelled, Abated or Adjusted (1983)	
Other Welfare Services		NET DEBT		Transfers to Foreclosed Property	
RECREATION and CONSERVATION	4,782.00	ISSUED AND OUTSTANDING		Balance December 31, 1983	188,814.70
Beaches and Boardwalks	20,527.54	SCHOOL		PROPERTY ACQUIRED BY DEED OR	
Parks, Playgrounds, Shade Trees		Self-Liquidating		FORECLOSURE	
Land Reclamation & Conservation	6,000.00	Other		Balance January 1, 1983	9,905.00
Other Recreational Services		Total		Transfers From Taxes or Liens	
EDUCATION (excluding schools)	2,035.00	EQUALIZED VALUATION BASIS		Sale for Cash (1983)	
Libraries		FOR NET DEBT COMPUTATION		Cancelled, Abated or Adjusted (1983)	
Other Educational Services		REAL PROPERTY VALUATIONS		Balance December 31, 1983	9,905.00
STATUTORY EXPENDITURES	85,941.86	Code Class # of Parcels % VAL'N		CURRENT FINANCES DECEMBER 31, 1983	
Pensions & F. I. C. A.	40,277.62	1 Vacant Land 162 1.66		ASSETS	
Employee Fringe Benefits	5,000.00	2 Residential 1733 76.98		Cash Dec. 31, 1983	421,185.15
Other Statutory Expenditures		3 Farm 131 12.42		Taxes Receivable	250,324.89
CETA And Other Public Employment Programs	1,294,304.46	4a Commercial 1 15		Tax Title Liens	188,814.70
MUNICIPAL FUNCTIONS	5,000.00	4b Industrial 22 8.79		Foreclosed Property	9,905.00
CAPITAL IMPROVEMENTS		Total 2049		Emergencies & Other Deferred Charges	173,862.68
DEBT SERVICE	89,500.00	Land Area .64 Sq. Miles		State and Federal Aid Receivable	4,484.37
Principal Payments	112,141.44	Net Valuation Taxable-Municipal		Other Receivables	19,924.62
Interest Payments		Net Valuation Taxable-County		Total	1,068,501.41
DEFERRED CHARGES	119,209.46	State Equalized Valuation		LIABILITIES, RESERVES, AND SURPLUS	
SCHOOL, COUNTY, SPECIAL DISTRICT TAXES	2,297,501.26	State Equalization Ratio		Cash Liabilities	197,624.31
RESERVE FOR UNCOLLECTED TAXES	333,590.38			Reserves for Receivables	468,969.21
EXPENDITURES	4,246,247.00			Surplus Dec. 31, 1983	401,907.89
TOTAL				Total	1,068,501.41

1104
Population 1980 4,581
Population 1983 4,552
S & P Rating
Moody Rating A

General Tax Rate Per \$100. 6.82
State Equalized Tax Rate 3.35

HIGHTSTOWN BOROUGH – MERCER CO.
Form of Government:
Borough Council
Number of Members on Governing Body – 6

PER CAPITA:
Gross Debt 778.45
Net Debt 220.12
Debt Service 43.93
Total Tax Levy 678.06
Municipal Expenditures 315.37
PER CENT:
Gross Debt 4.19
Net Debt 1.19
Tax Levy Collected 96.07
Tax Levy Cancelled, Abated or Adjusted .01

EXPENDITURES		REVENUES-REALIZED		1983 PROPERTY TAX	
GENERAL GOVERNMENT				STATE EQUALIZED TAX RATE	
Governing Body & Public Boards		1983 Property Taxes Collected	2,960,351.99	Local District School Taxes	
Municipal Clerk		1983 Payments in Lieu of Taxes		Regional & Consolidated School Tax	1.67
Financial Administration	15,746.00	Delinquent Tax & Lien Collections	116,782.67	School Taxes in Municipal Budget	
Assessment of Taxes	11,210.00	Business Personalty Replacement Taxes	86,806.48	County Taxes	.74
Collection of Taxes	7,525.50	Taxes from Public Utilities	272,640.00	County Library Taxes	.05
Planning, Housing & Development	6,650.00	Other Miscellaneous Tax Revenues	2,538.15	Local Municipal Purpose Taxes	.88
Human Resources	1,500.00	State Aid Revenues	65,022.01	Veteran & Senior Citizen Taxes	
Elections	1,000.00	Federal Aid Revenues		Total Taxes for Rate Computation	3.34
General Administration (other)	115,620.00	State and Local Fiscal Assistance Act Utilized	20,360.44	Special District Taxes	
JUDICIARY		Sale of Acquired Property		Bank Corp. Taxes	7,582.33
Municipal Courts	19,850.00	Other Miscellaneous Revenues	115,428.30	Added and Omitted Taxes	12,427.15
PUBLIC SAFETY		Total	3,639,930.04	Total Taxes Levied - ABSTRACT	3,086,520.44
Fire Protection	18,900.00	Prior Years Surplus Appropriated		Total Taxes Billed	3,081,410.78
Police Protection	408,576.00	REVENUES TOTAL	3,639,930.04	1983 TAXES COLLECTED	2,960,351.99
Civil Defense & Disaster Control	300.00	RESERVE For Uncollected Taxes	150,708.80	1983 Taxes Cancelled, Abated or Adjusted	213.72
Environmental Inspection & Control	4,300.00	CAPITAL OUTLAY TOTAL	93,357.35	Transfer to Tax Title Liens or Foreclosed	5,933.40
Other Public Safety		Public Enterprises	36,465.75	Balance Outstanding Dec. 31, 1983	114,911.67
PUBLIC WORKS		Recreation—Culture		PRIOR YEARS TAXES OUTSTANDING	
Streets and Drainage	113,418.44	Public Works	60,801.85	Balance January 1, 1983	162,843.60
Sewers and Sewage Processing		Buildings and Grounds	585.75	Collected in 1983	115,678.81
Garbage and Trash Disposal	128,817.20	Library and Education		Cancelled, Abated or Adjusted 1983	
Public Buildings and Grounds	44,243.20	Conservation		Transfers to Tax Title Liens or Foreclosed	
Other Public Works		All Other		Balance December 31, 1983	47,164.79
HEALTH and WELFARE				TAX TITLE LIENS OUTSTANDING	
Health Services Except Environmental	40,622.90	CAPITAL DEBT AUTHORIZED, DECEMBER 31, 1983		Balance January 1, 1983	33,170.68
Welfare-Public Assistance	11,100.00	ISSUED AND UNISSUED		Transfer From Taxes	5,933.40
Hospitals, Clinics, First Aid		School	1,932,012	Redeemed in 1983	1,103.86
Animal, Insect, & Rodent Control	700.00	Self-liquidating	609,500	Cancelled, Abated or Adjusted (1983)	
Other Welfare Services		Other	1,002,000	Transfers to Foreclosed Property	
RECREATION and CONSERVATION		Total	3,543,512	Balance December 31, 1983	38,000.22
Beaches and Boardwalks		ISSUED AND OUTSTANDING		PROPERTY ACQUIRED BY DEED OR	
Parks, Playgrounds, Shade Trees	5,650.00	School	1,932,012.26	FORECLOSURE	
Land Reclamation & Conservation		Self-Liquidating	552,500.00	Balance January 1, 1983	
Other Recreational Services	13,050.00	Other	960,500.00	Transfers From Taxes or Liens	
EDUCATION (excluding schools)		Total	3,445,012.28	Sale for Cash (1983)	
Libraries		EQUALIZED VALUATION BASIS		Cancelled, Abated or Adjusted (1983)	
Other Educational Services		FOR NET DEBT COMPUTATION	84,508,118	Balance December 31, 1983	
STATUTORY EXPENDITURES		REAL PROPERTY VALUATIONS		CURRENT FINANCES DECEMBER 31, 1983	
Pensions & F. I. C. A.	75,200.00	Code Class # of Parcels % VAL'N		ASSETS	
Employee Fringe Benefits	39,000.00	1 Vacant Land 90 1.00		Cash Dec. 31, 1983	319,002.13
Other Statutory Expenditures	1,900.00	2 Residential 1087 66.93		Taxes Receivable	162,076.46
CETA And Other Public Employment Programs		3 Farm 13 .20		Tax Title Liens	38,000.22
MUNICIPAL FUNCTIONS		4a Commercial 103 20.07		Foreclosed Property	
CAPITAL IMPROVEMENTS		4b Industrial 11 3.60		Emergencies & Other Deferred Charges	
DEBT SERVICE		4c Apartments 7 8.20		State and Federal Aid Receivable	
Principal Payments	102,000.00	Total 1310		Other Receivables	
Interest Payments	97,973.06	Land Area 1.23 Sq. Miles		Total	519,078.81
DEFERRED CHARGES		Net Valuation Taxable-Municipal	44,999,760	LIABILITIES, RESERVES, AND SURPLUS	
SCHOOL, COUNTY, SPECIAL DISTRICT TAXES	2,257,334.96	Net Valuation Taxable-County	89,098,131	Cash Liabilities	136,060.30
RESERVE FOR UNCOLLECTED TAXES	150,708.80	State Equalized Valuation	89,218,247	Reserves for Receivables	200,076.68
EXPENDITURES TOTAL	3,692,896.06	State Equalization Ratio	49.08	Surplus Dec. 31, 1983	162,941.83
				Total	519,076.81

1810
Population 1980 19,061
Population 1983 20,783
S & P Rating
Moody Rating A

General Tax Rate Per \$100. 2.21
State Equalized Tax Rate 2.31

HILLSBOROUGH TWP. - SOMERSET CO.
Form of Government:
Township Council
Number of Members on Governing Body - 5

PER CAPITA:
Gross Debt 422.82
Net Debt 237.33
Debt Service 60.11
Total Tax Levy 780.68
Municipal Expenditures 288.10
PER CENT:
Gross Debt 1.44
Net Debt .81
Tax Levy Collected 93.33
Tax Levy Cancelled, Abated or Adjusted 1.50

EXPENDITURES		REVENUES-REALIZED		1983 PROPERTY TAX	
GENERAL GOVERNMENT				STATE EQUALIZED TAX RATE 1.43	
Governing Body & Public Boards		1983 Property Taxes Collected	15,147,459.66	Local District School Taxes	9,796,073.50
Municipal Clerk		1983 Payments in Lieu of Taxes	10,626.81	Regional & Consolidated School Tax	
Financial Administration	44,113.32	Delinquent Tax & Lien Collections	738,074.47	School Taxes in Municipal Budget	
Assessment of Taxes	80,165.63	Business Personalty Replacement Taxes	202,535.80	County Taxes	3,263,423.32
Collection of Taxes	73,635.44	Taxes from Public Utilities	1,895,853.00	County Library Taxes	254,892.62
Planning, Housing & Development	97,425.53	Other Miscellaneous Tax Revenues		Local Municipal Purpose Taxes	2,483,967.19
Human Resources		State Aid Revenues	84,267.70	Veteran & Senior Citizen Taxes	106,750.00
Elections	3,382.29	Federal Aid Revenues		Total Taxes for Rate Computation	15,905,106.63
General Administration (other)	575,895.45	State and Local Fiscal Assistance Act Utilized	87,129.77	Special District Taxes	286,027.86
JUDICIARY		Sale of Acquired Property		Bank Corp. Taxes	13,595.31
Municipal Courts	51,042.57	Other Miscellaneous Revenues	681,707.86	Added and Omitted Taxes	126,921.41
PUBLIC SAFETY		Total	18,847,655.07	Total Taxes Levied - ABSTRACT	16,224,901.21
Fire Protection	146,040.00	Prior Years Surplus Appropriated	600,000.00	Total Taxes Billed	16,230,768.62
Police Protection	1,012,110.49	REVENUES TOTAL	19,447,655.07	1983 TAXES COLLECTED	15,147,459.66
Civil Defense & Disaster Control		Reserve For Uncollected Taxes	1,115,100.00	1983 Taxes Cancelled, Abated or Adjusted	243,711.05
Environmental Inspection & Control	82,953.06			Transfer to Tax Title Liens or Foreclosed	55,849.73
Other Public Safety		CAPITAL OUTLAY TOTAL	250,231.99	Balance Outstanding Dec. 31, 1983	783,748.18
PUBLIC WORKS				PRIOR YEARS TAXES OUTSTANDING	
Streets and Drainage	679,602.94	Public Enterprises		Balance January 1, 1983	744,542.41
Sewers and Sewage Processing		Recreation—Culture		Collected in 1983	650,543.74
Garbage and Trash Disposal	3,414.22	Public Works	247,002.37	Cancelled, Abated or Adjusted 1983	
Public Buildings and Grounds	65,800.00	Buildings and Grounds	3,229.62	Transfers to Tax Title Liens or Foreclosed	10,889.52
Other Public Works	62,062.00	Library and Education		Balance December 31, 1983	83,109.15
HEALTH and WELFARE		Conservation		TAX TITLE LIENS OUTSTANDING	
Health Services Except Environmental	108,214.05	All Other		Balance January 1, 1983	102,315.49
Welfare-Public Assistance	11,487.09			Transfer From Taxes	66,495.14
Hospitals, Clinics, First Aid		CAPITAL DEBT AUTHORIZED, DECEMBER 31, 1983		Redeemed in 1983	87,530.73
Animal, Insect, & Rodent Control		ISSUED AND UNISSUED	GROSS DEBT	Cancelled, Abated or Adjusted (1983)	
Other Welfare Services		School	3,855,000	Transfers to Foreclosed Property	
RECREATION and CONSERVATION		Self-liquidating	4,932,426	Balance December 31, 1983	83,279.90
Beaches and Boardwalks		Other	8,787,426	PROPERTY ACQUIRED BY DEED OR FORECLOSURE	
Parks, Playgrounds, Shade Trees		Total	4,932,426	Balance January 1, 1983	120,925.00
Land Reclamation & Conservation	1,406.03	ISSUED AND OUTSTANDING	3,855,000.00	Transfers From Taxes or Liens	
Other Recreational Services	29,477.45	School		Sale for Cash (1983)	
EDUCATION (excluding schools)		Self-Liquidating	4,932,000.00	Cancelled, Abated or Adjusted (1983)	
Libraries		Other	8,787,000.00	Balance December 31, 1983	120,925.00
Other Educational Services	24,600.00	Total		CURRENT FINANCES DECEMBER 31, 1983	
STATUTORY EXPENDITURES		EQUALIZED VALUATION BASIS FOR NET DEBT COMPUTATION	609,567,672	ASSETS	
Pensions & F. I. C. A.	295,970.17	REAL PROPERTY VALUATIONS		Cash Dec. 31, 1983	1,338,784.09
Employee Fringe Benefits	120,099.00	Code Class # of Parcels % VAL'N	ASSESSED VALUATION	Taxes Receivable	866,857.33
Other Statutory Expenditures	9,282.50	1 Vacant Land 1312 4.72	33,188,000.00	Tax Title Liens	83,279.90
CETA And Other Public Employment Programs		2 Residential 6130 75.75	533,097,800.00	Foreclosed Property	120,925.00
MUNICIPAL FUNCTIONS		3 Farm 566 3.97	27,944,700.00	Emergencies & Other Deferred Charges	142,346.00
CAPITAL IMPROVEMENTS	*MEMO*	4a Commercial 177 7.38	51,913,400.00	State and Federal Aid Receivable	5,554.82
DEBT SERVICE		4b Industrial 38 4.65	32,708,100.00	Other Receivables	48,385.83
Principal Payments	820,000.00	4c Apartments 10 3.54	24,926,200.00	Total	2,606,130.97
Interest Payments	429,173.90	Total 8233	703,778,200.00	LIABILITIES, RESERVES, AND SURPLUS	
		Land Area 54.80 Sq. Miles		Cash Liabilities	466,279.52
DEFERRED CHARGES		Net Valuation Taxable-Municipal	715,069,632	Reserves for Receivables	1,119,446.06
SCHOOL, COUNTY, SPECIAL DISTRICT TAXES	13,600,417.30	Net Valuation Taxable-County	660,832,607	Surplus Dec. 31, 1983	1,020,405.39
RESERVE FOR UNCOLLECTED TAXES	1,115,100.00	State Equalized Valuation	683,481,446	Total	2,606,130.97
EXPENDITURES TOTAL	19,587,987.03	State Equalization Ratio	104.70		

0227
Population 1980 10,495
Population 1983 10,356
S & P Rating A+
Moody Rating A

General Tax Rate Per \$100. 4.63
State Equalized Tax Rate 2.59

HILLSDALE BOROUGH - BERGEN COUNTY
Form of Government:
Borough Council
Number of Members on Governing Body - 6

PER CAPITA:
Gross Debt 531.37
Net Debt 262.97
Debt Service 37.30
Total Tax Levy 921.77
Municipal Expenditures 402.26

PER CENT:
Gross Debt 1.63
Net Debt .87
Tax Levy Collected 98.43
Tax Levy Cancelled, Abated or Adjusted .07

EXPENDITURES		REVENUES-REALIZED		1983 PROPERTY TAX	
GENERAL GOVERNMENT				STATE EQUALIZED TAX RATE \rightarrow	
Governing Body & Public Boards		1983 Property Taxes Collected	9,367,993.81	Local District School Taxes 1.00	3,672,050.50
Municipal Clerk		1983 Payments in Lieu of Taxes		Regional & Consolidated School Tax .62	2,262,384.29
Financial Administration	31,989.00	Delinquent Tax & Lien Collections	147,030.12	School Taxes in Municipal Budget	
Assessment of Taxes	21,391.00	Business Personalty Replacement Taxes	83,860.52	County Taxes .35	1,292,850.54
Collection of Taxes	30,769.00	Taxes from Public Utilities	1,004,572.00	County Library Taxes	
Planning, Housing & Development	24,289.00	Other Miscellaneous Tax Revenues		Local Municipal Purpose Taxes .62	2,259,529.03
Human Resources	500.00	State Aid Revenues	93,886.84	Veteran & Senior Citizen Taxes	98,250.00
Elections	3,000.00	Federal Aid Revenues		Total Taxes for Rate Computation 2.59	9,585,064.36
General Administration (other)	329,696.00	State and Local Fiscal Assistance Act Utilized	96,433.15	Special District Taxes	
JUDICIARY		Sale of Acquired Property		Bank Corp. Taxes	30,260.62
Municipal Courts	24,190.00	Other Miscellaneous Revenues	295,835.00	Added and Omitted Taxes	30,652.75
PUBLIC SAFETY		Total	11,089,611.44	Total Taxes Levied - ABSTRACT	9,547,727.73
Fire Protection	195,453.00	Prior Years Surplus Appropriated	280,000.00	Total Taxes Billed	9,517,467.11
Police Protection	822,301.00	REVENUES TOTAL	11,369,611.44	1983 TAXES COLLECTED	9,367,993.81
Civil Defense & Disaster Control	5,365.00	Reserve For Uncollected Taxes	189,913.54	1983 Taxes Cancelled, Abated or Adjusted	6,869.03
Environmental Inspection & Control	20,232.00			Transfer to Tax Title Liens or Foreclosed	3,926.24
Other Public Safety		CAPITAL OUTLAY TOTAL	546,080.92	Balance Outstanding Dec. 31, 1983	138,678.03
PUBLIC WORKS				PRIOR YEARS TAXES OUTSTANDING	
Streets and Drainage	531,704.00	Public Enterprises	224,595.50	Balance January 1, 1983	153,238.16
Sewers and Sewage Processing	298,111.00	Recreation—Culture	456.01	Collected in 1983	147,030.12
Garbage and Trash Disposal	397,126.00	Public Works	240,525.33	Cancelled, Abated or Adjusted 1983	
Public Buildings and Grounds	132,718.00	Buildings and Grounds	65,350.08	Transfers to Tax Title Liens or Foreclosed	374.85
Other Public Works	28,500.00	Library and Education	15,154.00	Balance December 31, 1983	5,833.19
HEALTH and WELFARE		Conservation		TAX TITLE LIENS OUTSTANDING	
Health Services Except Environmental	50,180.04	All Other		Balance January 1, 1983	23,534.43
Welfare-Public Assistance	5,195.00			Transfer From Taxes	4,437.55
Hospitals, Clinics, First Aid	500.00	CAPITAL DEBT AUTHORIZED, DECEMBER 31, 1983		Redeemed in 1983	
Animal, Insect, & Rodent Control		ISSUED AND UNISSUED		Cancelled, Abated or Adjusted (1983)	
Other Welfare Services	3,027.00	School	1,294,910	Transfers to Foreclosed Property	
RECREATION and CONSERVATION		Self-Liquidating	1,278,000	Balance December 31, 1983	27,971.98
Beaches and Boardwalks		Other	2,931,000	PROPERTY ACQUIRED BY DEED OR FORECLOSURE	
Parks, Playgrounds, Shade Trees	111,035.00	Total	5,503,910	Balance January 1, 1983	16,855.00
Land Reclamation & Conservation	2,000.00			Transfers From Taxes or Liens	
Other Recreational Services	50,375.00	ISSUED AND OUTSTANDING		Sale for Cash (1983)	
EDUCATION (excluding schools)		School	1,294,910.24	Cancelled, Abated or Adjusted (1983)	
Libraries	126,000.00	Self-Liquidating	785,000.00	Balance December 31, 1983	16,855.00
Other Educational Services	705.00	Other	2,826,000.00	CURRENT FINANCES DECEMBER 31, 1983	
STATUTORY EXPENDITURES		Total	4,905,910.24	ASSETS	
Pensions & F. I. C. A.	216,592.82	EQUALIZED VALUATION BASIS		Cash Dec. 31, 1983	1,790,015.55
Employee Fringe Benefits	117,644.00	FOR NET DEBT COMPUTATION	337,612,697	Taxes Receivable	144,511.22
Other Statutory Expenditures		REAL PROPERTY VALUATIONS		Tax Title Liens	27,971.98
CETA And Other Public Employment Programs		Code Class # of Parcels % VAL'N		Foreclosed Property	16,855.00
MUNICIPAL FUNCTIONS TOTAL	3,580,587.86	1 Vacant Land 126 .97		Emergencies & Other Deferred Charges	8,384.64
CAPITAL IMPROVEMENTS *MEMO*	4,000.00	2 Residential 3072 89.96		State and Federal Aid Receivable	
DEBT SERVICE		3 Farm 5 .07		Other Receivables	205,195.45
Principal Payments	253,000.00	4a Commercial 98 7.98		Total	2,192,933.84
Interest Payments	133,357.81	4b Industrial 12 .95		LIABILITIES, RESERVES, AND SURPLUS	
		4c Apartments 1 .07		Cash Liabilities	1,570,954.46
		Total 3314		Reserves for Receivables	394,533.65
		Land Area 2.90 Sq. Miles		Surplus Dec. 31, 1983	227,445.73
DEFERRED CHARGES	9,759.70	Net Valuation Taxable-Municipal	205,331,330	Total	2,192,933.84
SCHOOL, COUNTY, SPECIAL DISTRICT TAXES	7,227,285.33	Net Valuation Taxable-County	349,973,879		
RESERVE FOR UNCOLLECTED TAXES	189,913.54	State Equalized Valuation	362,653,413		
EXPENDITURES TOTAL	11,393,904.24	State Equalization Ratio	56.00		

2007
Population 1980 21,440
Population 1983 21,487
S & P Rating
Moody Rating AAA

General Tax Rate Per \$100. 4.32
State Equalized Tax Rate 3.17

HILLSIDE TOWNSHIP - UNION COUNTY
Form of Government:
Township Committee
Number of Members on Governing Body - 5

PER CAPITA:
Gross Debt 161.62
Net Debt 132.72
Debt Service 21.23
Total Tax Levy 629.35
Municipal Expenditures 467.64
PER CENT:
Gross Debt .87
Net Debt .72
Tax Levy Collected 97.22
Tax Levy Cancelled, Abated or Adjusted .11

EXPENDITURES	REVENUES-REALIZED	1983 PROPERTY TAX
GENERAL GOVERNMENT		STATE EQUALIZED TAX RATE
Governing Body & Public Boards	1983 Property Taxes Collected	Local District School Taxes 1.44
Municipal Clerk	1983 Payments in Lieu of Taxes	Regional & Consolidated School Tax
Financial Administration	Delinquent Tax & Lien Collections	School Taxes in Municipal Budget
Assessment of Taxes	Business Personalty Replacement Taxes	County Taxes .51
Collection of Taxes	Taxes from Public Utilities	County Library Taxes
Planning, Housing & Development	Other Miscellaneous Tax Revenues	Local Municipal Purpose Taxes 1.21
Human Resources	State Aid Revenues	Veteran & Senior Citizen Taxes
Elections	Federal Aid Revenues	Total Taxes for Rate Computation 3.16
General Administration (other)	State and Local Fiscal Assistance Act Utilized	Special District Taxes
JUDICIARY	Sale of Acquired Property	Bank Corp. Taxes
Municipal Courts	Other Miscellaneous Revenues	Added and Omitted Taxes
PUBLIC SAFETY	Total	Total Taxes Levied - ABSTRACT
Fire Protection	Prior Years Surplus Appropriated	Total Taxes Billed
Police Protection	REVENUES TOTAL	1983 TAXES COLLECTED
Civil Defense & Disaster Control	Reserve For Uncollected Taxes	1983 Taxes Cancelled, Abated or Adjusted
Environmental Inspection & Control		Transfer to Tax Title Liens or Foreclosed
Other Public Safety		Balance Outstanding Dec. 31, 1983
PUBLIC WORKS	CAPITAL OUTLAY TOTAL	PRIOR YEARS TAXES OUTSTANDING
Streets and Drainage	Public Enterprises	Balance January 1, 1983
Sewers and Sewage Processing	Recreation—Culture	Collected in 1983
Garbage and Trash Disposal	Public Works	Cancelled, Abated or Adjusted 1983
Public Buildings and Grounds	Buildings and Grounds	Transfers to Tax Title Liens or Foreclosed
Other Public Works	Library and Education	Balance December 31, 1983
HEALTH and WELFARE	Conservation	TAX TITLE LIENS OUTSTANDING
Health Services Except Environmental	All Other	Balance January 1, 1983
Welfare-Public Assistance		Transfer From Taxes
Hospitals, Clinics, First Aid		Redeemed in 1983
Animal, Insect, & Rodent Control		Cancelled, Abated or Adjusted (1983)
Other Welfare Services		Transfers to Foreclosed Property
RECREATION and CONSERVATION		Balance December 31, 1983
Beaches and Boardwalks		PROPERTY ACQUIRED BY DEED OR FORECLOSURE
Parks, Playgrounds, Shade Trees		Balance January 1, 1983
Land Reclamation & Conservation		Transfers From Taxes or Liens
Other Recreational Services		Sale for Cash (1983)
EDUCATION (excluding schools)		Cancelled, Abated or Adjusted (1983)
Libraries		Balance December 31, 1983
Other Educational Services		CURRENT FINANCES DECEMBER 31, 1983
STATUTORY EXPENDITURES		ASSETS
Pensions & F. I. C. A.		Cash Dec. 31, 1983
Employee Fringe Benefits		Taxes Receivable
Other Statutory Expenditures		Tax Title Liens
CETA And Other Public Employment Programs		Foreclosed Property
MUNICIPAL FUNCTIONS		Emergencies & Other Deferred Charges
CAPITAL IMPROVEMENTS		State and Federal Aid Receivable
DEBT SERVICE		Other Receivables
Principal Payments		Total
Interest Payments		LIABILITIES, RESERVES, AND SURPLUS
DEFERRED CHARGES		Cash Liabilities
SCHOOL, COUNTY, SPECIAL DISTRICT TAXES		Reserves for Receivables
RESERVE FOR UNCOLLECTED TAXES		Surplus Dec. 31, 1983
EXPENDITURES TOTAL		Total

General Tax Rate Per \$100.	18.33
State Equalized Tax Rate	5.14

Number of Members on Governing Body – 9

Gross Debt	452.71
Net Debt	86.09
Debt Service	33.74
Total Tax Levy	442.65
Municipal Expenditures	501.89

Gross Debt	6.09
Net Debt	1.16
Tax Levy Collected	89.88
Tax Levy Cancelled, Abated or Adjusted	

1981/3000

291

*Includes County Health Service Taxes or County Vocational School Taxes. See Table 13.

0228
Population 1980 4,129
Population 1983 4,089
S & P Rating
Moody Rating A1

General Tax Rate Per \$100. 3.17
State Equalized Tax Rate 1.78

HO-HO-KUS BOROUGH - BERGEN COUNTY
Form of Government:
Borough Council
Number of Members on Governing Body - 6

PER CAPITA:
Gross Debt 999.88
Net Debt 809.12
Debt Service 112.31
Total Tax Levy 1,055.42
Municipal Expenditures 548.68

PER CENT:
Gross Debt 1.84
Net Debt 1.49
Tax Levy Collected 97.62
Tax Levy Cancelled, Abated or Adjusted .15

EXPENDITURES		REVENUES-REALIZED		1983 PROPERTY TAX	
GENERAL GOVERNMENT				STATE EQUALIZED TAX RATE	
Governing Body & Public Boards		1983 Property Taxes Collected	4,205,609.06	Local District School Taxes	.89
Municipal Clerk		1983 Payments in Lieu of Taxes		Regional & Consolidated School Tax	
Financial Administration	7,200.00	Delinquent Tax & Lien Collections	105,764.16	School Taxes in Municipal Budget	
Assessment of Taxes	23,800.00	Business Personality Replacement Taxes	33,544.96	County Taxes	.35
Collection of Taxes	25,800.00	Taxes from Public Utilities	319,289.00	County Library Taxes	
Planning, Housing & Development	9,000.00	Other Miscellaneous Tax Revenues		Local Municipal Purpose Taxes	.54
Human Resources		State Aid Revenues	32,606.82	Veteran & Senior Citizen Taxes	
Elections		Federal Aid Revenues		Total Taxes for Rate Computation	1.78
General Administration (other)	191,400.00	State and Local Fiscal Assistance Act Utilized	21,662.00	Special District Taxes	
JUDICIARY		Sale of Acquired Property		Bank Corp. Taxes	
Municipal Courts	16,025.00	Other Miscellaneous Revenues		Added and Omitted Taxes	
PUBLIC SAFETY		Total	4,977,761.21	Total Taxes Levied - ABSTRACT	
Fire Protection	29,800.00	Prior Years Surplus Appropriated	350,000.00	Total Taxes Billed	
Police Protection	463,240.00	REVENUES TOTAL	5,327,761.21	1983 TAXES COLLECTED	
Civil Defense & Disaster Control	250.00	Reserve For Uncollected Taxes	127,865.25	1983 Taxes Cancelled, Abated or Adjusted	
Environmental Inspection & Control	25,550.00	CAPITAL OUTLAY TOTAL	697,700.40	Balance Outstanding Dec. 31, 1983	
Other Public Safety		Public Enterprises	79,212.97	PRIOR YEARS TAXES OUTSTANDING	
PUBLIC WORKS		Recreation-- Culture		Balance January 1, 1983	
Streets and Drainage	193,750.00	Public Works	116,462.69	Collected in 1983	
Sewers and Sewage Processing	339,195.00	Buildings and Grounds	502,024.74	Cancelled, Abated or Adjusted 1983	
Garbage and Trash Disposal		Library and Education		Transfers to Tax Title Liens or Foreclosed	
Public Buildings and Grounds	53,000.00	Conservation		Balance December 31, 1983	
Other Public Works	31,000.00	All Other		TAX TITLE LIENS OUTSTANDING	
HEALTH and WELFARE		CAPITAL DEBT AUTHORIZED, DECEMBER 31, 1983		Balance January 1, 1983	
Health Services Except Environmental	16,750.00	ISSUED AND UNISSUED		Transfer From Taxes	
Welfare-Public Assistance	1,250.00	School	580,000	Redeemed in 1983	
Hospitals, Clinics, First Aid		Self-liquidating	200,000	Cancelled, Abated or Adjusted (1983)	
Animal, Insect, & Rodent Control		Other	3,308,500	Transfers to Foreclosed Property	
Other Welfare Services		Total	4,088,500	Balance December 31, 1983	
RECREATION and CONSERVATION		ISSUED AND OUTSTANDING		PROPERTY ACQUIRED BY DEED OR	
Beaches and Boardwalks		School	580,000.00	FORECLOSURE	
Parks, Playgrounds, Shade Trees		Self-Liquidating	200,000.00	Balance January 1 1983	
Land Reclamation & Conservation		Other	3,308,500.00	Transfers From Taxes or Liens	
Other Recreational Services		Total	4,088,500.00	Sale for Cash (1983)	
EDUCATION (excluding schools)		EQUALIZED VALUATION BASIS		Cancelled, Abated or Adjusted (1983)	
Libraries		FOR NET DEBT COMPUTATION		Balance December 31, 1983	
Other Educational Services		REAL PROPERTY VALUATIONS		CURRENT FINANCES DECEMBER 31, 1983	
STATUTORY EXPENDITURES		Code Class # of Parcels % VAL'N		ASSETS	
Pensions & F. I. C. A.	118,600.00	1 Vacant Land 94 1.90		Cash Dec. 31, 1983	
Employee Fringe Benefits	29,600.00	2 Residential 1374 93.81		Taxes Receivable	
Other Statutory Expenditures	500.00	3 Farm		Tax Title Liens	
CETA And Other Public Employment Programs		4a Commercial 33 4.28		Foreclosed Property	
MUNICIPAL FUNCTIONS TOTAL	1,656,435.00	4b Industrial		Emergencies & Other Deferred Charges	
CAPITAL IMPROVEMENTS *MEMO*	20,000.00	4c Apartments		State and Federal Aid Receivable	
DEBT SERVICE		Total 1501		Other Receivables	
Principal Payments	307,600.00	Land Area 1.80 Sq. Miles		Total	
Interest Payments	151,646.00	Net Valuation Taxable-Municipal	134,635,026	LIABILITIES, RESERVES, AND SURPLUS	
DEFERRED CHARGES		Net Valuation Taxable-County	228,855,128	Cash Liabilities	
SCHOOL, COUNTY, SPECIAL DISTRICT TAXES	2,973,614.07	State Equalized Valuation	238,858,058	Reserves for Receivables	
RESERVE FOR UNCOLLECTED TAXES	127,865.25	State Equalization Ratio	56.24	Surplus Dec. 31, 1983	
EXPENDITURES TOTAL	5,217,160.32			Total	

General Tax Rate Per \$100.	1.02
State Equalized Tax Rate	.70

Number of Members on Governing Body – 3

Gross Debt	382.51
Net Debt	
Debt Service	
Total Tax Levy	225.55
Municipal Expenditures	827.49

Gross Debt	1.28
Net Debt	
Tax Levy Collected	95.15
Tax Levy Cancelled, Abated or Adjusted	.26

1981/3000

1316
Population 1980 8,447
Population 1983 8,807
S & P Rating
Moody Rating A1

General Tax Rate Per \$100. 2.86
State Equalized Tax Rate 1.90

HOLMDEL TOWNSHIP - MONMOUTH CO.
Form of Government:
Township Committee
Number of Members on Governing Body - 5

PER CAPITA:
Gross Debt 1,547.25
Net Debt 910.19
Debt Service 95.26
Total Tax Levy 1,292.86
Municipal Expenditures 619.59

PER CENT:
Gross Debt 2.52
Net Debt 1.48
Tax Levy Collected 96.98
Tax Levy Cancelled, Abated or Adjusted

EXPENDITURES		REVENUES-REALIZED		1983 PROPERTY TAX	
GENERAL GOVERNMENT				STATE EQUALIZED TAX RATE	
Governing Body & Public Boards	11,300.00	1983 Property Taxes Collected	11,031,745.75	Local District School Taxes	1.31
Municipal Clerk	76,600.00	1983 Payments in Lieu of Taxes		Regional & Consolidated School Tax	
Financial Administration	72,443.00	Delinquent Tax & Lien Collections	445,675.49	School Taxes in Municipal Budget	
Assessment of Taxes	127,855.00	Business Personalty Replacement Taxes	411,621.44	County Taxes	.51
Collection of Taxes	30,350.00	Taxes from Public Utilities	880,303.00	County Library Taxes	.02
Planning, Housing & Development	146,775.00	Other Miscellaneous Tax Revenues	1,341,344.00	Local Municipal Purpose Taxes	.06
Human Resources	11,700.00	State Aid Revenues	46,754.92	Veteran & Senior Citizen Taxes	
Elections	3,000.00	Federal Aid Revenues		Total Taxes for Rate Computation	1.90
General Administration (other)	627,260.00	State and Local Fiscal Assistance Act Utilized	32,054.00	Special District Taxes	
JUDICIARY		Sale of Acquired Property		Bank Corp. Taxes	10,803.19
Municipal Courts	70,125.00	Other Miscellaneous Revenues	1,339,402.59	Added and Omitted Taxes	471,548.18
PUBLIC SAFETY		Total	15,529,101.19	Total Taxes Levied - ABSTRACT	11,386,248.42
Fire Protection	280,100.00	Prior Years Surplus Appropriated	1,600,000.00	Total Taxes Billed	11,375,445.23
Police Protection	873,515.00	REVENUES TOTAL	17,129,101.19	1983 TAXES COLLECTED	11,031,745.75
Civil Defense & Disaster Control	250.00	Reserve For Uncollected Taxes	512,124.00	1983 Taxes Cancelled, Abated or Adjusted	
Environmental Inspection & Control	59,750.00	CAPITAL OUTLAY TOTAL	598,615.35	Transfer to Tax Title Liens or Foreclosed	
Other Public Safety				Balance Outstanding Dec. 31, 1983	343,699.48
PUBLIC WORKS				PRIOR YEARS TAXES OUTSTANDING	
Streets and Drainage	568,045.00	Public Enterprises	108,319.57	Balance January 1, 1983	448,028.33
Sewers and Sewage Processing	1,000.00	Recreation—Culture	160,286.14	Collected in 1983	418,075.66
Garbage and Trash Disposal	10,300.00	Public Works	230,193.09	Cancelled, Abated or Adjusted 1983	
Public Buildings and Grounds	71,594.80	Buildings and Grounds	99,816.55	Transfers to Tax Title Liens or Foreclosed	
Other Public Works	532,487.36	Library and Education		Balance December 31, 1983	29,952.67
HEALTH and WELFARE		Conservation		TAX TITLE LIENS OUTSTANDING	
Health Services Except Environmental	45,027.00	All Other		Balance January 1, 1983	96,888.70
Welfare-Public Assistance	9,225.00	CAPITAL DEBT AUTHORIZED, DECEMBER 31, 1983		Transfer From Taxes	
Hospitals, Clinics, First Aid	10,000.00	ISSUED AND UNISSUED		Redeemed in 1983	27,799.83
Animal, Insect, & Rodent Control		School	4,785,000	Cancelled, Abated or Adjusted (1983)	
Other Welfare Services		Self-liquidating	1,105,350	Transfers to Foreclosed Property	
RECREATION and CONSERVATION		Other	7,736,320	Balance December 31, 1983	69,088.87
Beaches and Boardwalks		Total	13,626,670	PROPERTY ACQUIRED BY DEED OR	
Parks, Playgrounds, Shade Trees	49,000.00			FORECLOSURE	
Land Reclamation & Conservation	500.00	ISSUED AND OUTSTANDING		Balance January 1, 1983	15,350.00
Other Recreational Services	19,750.00	School	4,785,000.00	Transfers From Taxes or Liens	
EDUCATION (excluding schools)		Self-Liquidating	1,000,100.00	Sale for Cash (1983)	
Libraries	25,050.00	Other	7,568,200.00	Cancelled, Abated or Adjusted (1983)	
Other Educational Services	1,600.00	Total	13,353,300.00	Balance December 31, 1983	15,350.00
STATUTORY EXPENDITURES		EQUALIZED VALUATION BASIS		CURRENT FINANCES DECEMBER 31, 1983	
Pensions & F. I. C. A.	203,250.00	FOR NET DEBT COMPUTATION	540,965,210	ASSETS	
Employee Fringe Benefits	92,600.00	REAL PROPERTY VALUATIONS		Cash Dec. 31, 1983	5,433,327.49
Other Statutory Expenditures	6,927.61	Code Class # of Parcels % VAL'N		Taxes Receivable	373,652.15
CETA And Other Public Employment Programs		1 Vacant Land 373 3.63	13,538,490.00	Tax Title Liens	69,088.87
MUNICIPAL FUNCTIONS TOTAL	4,043,384.77	2 Residential 2283 56.55	210,812,450.00	Foreclosed Property	15,350.00
CAPITAL IMPROVEMENTS *MEMO*		3 Farm 204 2.29	8,539,800.00	Emergencies & Other Deferred Charges	110,000.00
DEBT SERVICE		4a Commercial 64 9.11	33,963,665.00	State and Federal Aid Receivable	
Principal Payments	227,000.00	4b Industrial 13 28.42	105,931,762.00	Other Receivables	1,285.19
Interest Payments	611,982.75	4c Apartments		Total	6,002,703.70
DEFERRED CHARGES	62,222.80	Total 2937	372,786,167.00	LIABILITIES, RESERVES, AND SURPLUS	
SCHOOL, COUNTY, SPECIAL DISTRICT TAXES	10,560,416.05	Land Area 17.90 Sq. Miles		Cash Liabilities	3,358,141.54
RESERVE FOR UNCOLLECTED TAXES	512,124.00	Net Valuation Taxable-Municipal	381,644,643	Reserves for Receivables	459,376.21
EXPENDITURES TOTAL	16,017,130.37	Net Valuation Taxable-County	556,714,760	Surplus Dec. 31, 1983	2,185,185.95
		State Equalized Valuation	569,270,633	Total	6,002,703.70
		State Equalization Ratio	66.52		

1912
Population 1980 15,531
Population 1983 15,575
S & P Rating
Moody Rating AAA

General Tax Rate Per \$100. 3.58
State Equalized Tax Rate 2.53

HOPATCONG BOROUGH – SUSSEX COUNTY
Form of Government:
Borough Council
Number of Members on Governing Body – 6

PER CAPITA:
Gross Debt 581.25
Net Debt 215.08
Debt Service 28.70
Total Tax Levy 594.08
Municipal Expenditures 253.31
PER CENT:
Gross Debt 2.62
Net Debt .97
Tax Levy Collected 96.47
Tax Levy Cancelled, Abated or Adjusted .10

EXPENDITURES		REVENUES-REALIZED		1983 PROPERTY TAX	
GENERAL GOVERNMENT				STATE EQUALIZED TAX RATE	
Governing Body & Public Boards		1983 Property Taxes Collected	8,944,638.71	Local District School Taxes 1.43	5,239,666.00
Municipal Clerk	65,998.35	1983 Payments in Lieu of Taxes		Regional & Consolidated School Tax	
Financial Administration	58,274.33	Delinquent Tax & Lien Collections	279,378.61	School Taxes in Municipal Budget	
Assessment of Taxes	61,301.00	Business Personalty Replacement Taxes	21,248.00	County Taxes .56	* 2,028,632.53
Collection of Taxes	7,527.00	Taxes from Public Utilities	430,557.00	County Library Taxes .03	118,541.14
Planning, Housing & Development		Other Miscellaneous Tax Revenues		Local Municipal Purpose Taxes .50	1,832,786.83
Human Resources	3,500.00	State Aid Revenues	121,788.81	Veteran & Senior Citizen Taxes	146,200.00
Elections	340,037.20	Federal Aid Revenues	145,254.39	Total Taxes for Rate Computation 2.52	9,385,826.50
General Administration (other)		State and Local Fiscal Assistance Act Utilized		Special District Taxes	
JUDICIARY	58,700.00	Sale of Acquired Property	768,311.76	Bank Corp. Taxes	3,661.55
Municipal Courts		Other Miscellaneous Revenues	10,711,177.28	Added and Omitted Taxes	29,517.68
PUBLIC SAFETY	48,000.00	Total	11,461,177.28	Total Taxes Levied - ABSTRACT	9,252,805.73
Fire Protection	756,526.95	Prior Years Surplus Appropriated	750,000.00	Total Taxes Billed	9,271,921.50
Police Protection		REVENUES TOTAL	11,461,177.28	1983 TAXES COLLECTED	8,944,638.71
Civil Defense & Disaster Control	194,931.00	Reserve For Uncollected Taxes	551,529.23	1983 Taxes Cancelled, Abated or Adjusted	9,087.25
Environmental Inspection & Control		CAPITAL OUTLAY TOTAL	1,677,979.01	Transfer to Tax Title Liens or Foreclosed	58,413.56
Other Public Safety		Public Enterprises		Balance Outstanding Dec. 31, 1983	268,869.23
PUBLIC WORKS	23,500.00	Recreation—Culture	12,020.79	PRIOR YEARS TAXES OUTSTANDING	
Streets and Drainage		Public Works	123,883.20	Balance January 1, 1983	260,732.08
Sewers and Sewage Processing	12,000.00	Buildings and Grounds	1,539,215.54	Collected in 1983	248,537.20
Garbage and Trash Disposal	88,039.00	Library and Education		Cancelled, Abated or Adjusted 1983	361.10
Public Buildings and Grounds	605,842.00	Conservation	2,879.48	Transfers to Tax Title Liens or Foreclosed	11,833.78
Other Public Works		All Other		Balance December 31, 1983	
HEALTH and WELFARE	35,968.00	CAPITAL DEBT AUTHORIZED, DECEMBER 31, 1983		TAX TITLE LIENS OUTSTANDING	
Health Services Except Environmental	8,942.00	ISSUED AND UNISSUED		Balance January 1, 1983	283,686.60
Welfare-Public Assistance		SCHOOL	5,703,000	Balance January 1, 1983	57,198.23
Hospitals, Clinics, First Aid	22,256.00	Self-liquidating	3,349,923	Transfer From Taxes	30,841.41
Animal, Insect, & Rodent Control		Other	9,052,923	Redeemed in 1983	1,083.04
Other Welfare Services		Total		Transfers to Foreclosed Property	35,829.45
RECREATION and CONSERVATION		ISSUED AND OUTSTANDING		Balance December 31, 1983	273,130.93
Beaches and Boardwalks	622.48	SCHOOL	5,703,000.00	PROPERTY ACQUIRED BY DEED OR	
Parks, Playgrounds, Shade Trees	156,562.00	Self-Liquidating	2,757,475.91	FORECLOSURE	
Land Reclamation & Conservation		Other	8,460,475.91	Balance January 1, 1983	1,118,893.16
Other Recreational Services		Total		Transfers From Taxes or Liens	41,496.94
EDUCATION (excluding schools)		EQUALIZED VALUATION BASIS		Sale for Cash (1983)	70,750.00
Libraries	24,000.00	FOR NET DEBT COMPUTATION	346,134,637	Cancelled, Abated or Adjusted (1983)	
Other Educational Services		REAL PROPERTY VALUATIONS		Balance December 31, 1983	1,089,640.10
STATUTORY EXPENDITURES	220,892.00	Code Class # of Parcels % VAL'N		CURRENT FINANCES DECEMBER 31, 1983	
Pensions & F. I. C. A.	101,422.84	1 Vacant Land 2950 3.87	9,937,610.00	ASSETS	
Employee Fringe Benefits	14,000.00	2 Residential 5795 92.72	237,967,990.00	Cash Dec. 31, 1983	1,562,241.17
Other Statutory Expenditures		3 Farm 7 .04	107,740.00	Taxes Receivable	268,869.23
CETA And Other Public Employment Programs	2,908,844.15	4a Commercial 69 2.96	7,609,050.00	Tax Title Liens	273,130.93
MUNICIPAL FUNCTIONS TOTAL	100,000.00	4b Industrial		Foreclosed Property	1,089,640.10
CAPITAL IMPROVEMENTS *MEMO*		4c Apartments 4 .40	1,035,700.00	Emergencies & Other Deferred Charges	8,303.16
DEBT SERVICE	307,193.82	Total 8825	256,651,090.00	State and Federal Aid Receivable	23,706.72
Principal Payments	139,753.46	Land Area 10.80 Sq. Miles		Other Receivables	62,193.14
Interest Payments		Net Valuation Taxable-Municipal	256,167,704	Total	3,288,084.45
DEFERRED CHARGES	38,000.00	Net Valuation Taxable-County	350,334,329	LIABILITIES, RESERVES, AND SURPLUS	
SCHOOL, COUNTY, SPECIAL DISTRICT TAXES	7,386,839.67	State Equalized Valuation	364,787,796	Cash Liabilities	245,061.79
RESERVE FOR UNCOLLECTED TAXES	551,529.23	State Equalization Ratio	70.65	Reserves for Receivables	1,693,833.40
EXPENDITURES TOTAL	11,332,151.33			Surplus Dec. 31, 1983	1,349,189.26

*Includes County Health Service Taxes or County Vocational School Taxes. See Table 13.

2111
Population 1980 1,468
Population 1983 1,498
S & P Rating
Moody Rating

General Tax Rate Per \$100. 3.14
State Equalized Tax Rate 2.16

HOPE TOWNSHIP - WARREN COUNTY
Form of Government:
Township Committee
Number of Members on Governing Body - 3

PER CAPITA:
Gross Debt 56.74
Net Debt
Debt Service
Total Tax Levy 750.02
Municipal Expenditures 267.99
PER CENT:
Gross Debt .18
Net Debt
Tax Levy Collected 90.59
Tax Levy Cancelled, Abated or Adjusted .23

EXPENDITURES	REVENUES-REALIZED	1983 PROPERTY TAX
GENERAL GOVERNMENT		STATE EQUALIZED TAX RATE 2.16
Governing Body & Public Boards	1983 Property Taxes Collected 1,012,738.42	Local District School Taxes 1.50 767,280.00
Municipal Clerk	1983 Payments in Lieu of Taxes 56,212.62	Regional & Consolidated School Tax
Financial Administration 9,960.00	Delinquent Tax & Lien Collections 20,175.84	School Taxes in Municipal Budget
Assessment of Taxes 8,505.00	Business Personalty Replacement Taxes 120,146.00	County Taxes .63 * 320,501.57
Collection of Taxes 6,460.00	Taxes from Public Utilities	County Library Taxes .03 17,500.18
Planning, Housing & Development 27,840.00	Other Miscellaneous Tax Revenues	Local Municipal Purpose Taxes
Human Resources	State Aid Revenues 8,055.99	Veteran & Senior Citizen Taxes
Elections 350.00	Federal Aid Revenues	Total Taxes for Rate Computation 2.16 1,120,181.75
General Administration (other) 51,200.00	State and Local Fiscal Assistance Act Utilized	Special District Taxes
JUDICIARY	Sale of Acquired Property 100,428.46	Bank Corp. Taxes 7,361.76
Municipal Courts 24,715.00	Other Miscellaneous Revenues	Added and Omitted Taxes 10,880.76
PUBLIC SAFETY	Total 1,523,286.33	Total Taxes Levied - ABSTRACT 1,123,524.27
Fire Protection 11,053.00	Prior Years Surplus Appropriated 200,279.37	Total Taxes Billed 1,117,935.80
Police Protection 4,394.00	REVENUES TOTAL 1,523,565.70	1983 TAXES COLLECTED 1,012,738.42
Civil Defense & Disaster Control 690.00	Reserve For Uncollected Taxes 82,080.00	1983 Taxes Cancelled, Abated or Adjusted 2,536.91
Environmental Inspection & Control 6,784.00	CAPITAL OUTLAY TOTAL 25,408.00	Transfer to Tax Title Liens or Foreclosed 4,284.53
Other Public Safety	Public Enterprises	Balance Outstanding Dec. 31, 1983 98,375.94
PUBLIC WORKS	Recreation-- Culture 25,408.00	PRIOR YEARS TAXES OUTSTANDING
Streets and Drainage 100,004.50	Public Works	Balance January 1, 1983 68,838.58
Sewers and Sewage Processing 25,490.00	Buildings and Grounds	Collected in 1983 56,212.62
Garbage and Trash Disposal 7,764.50	Library and Education	Cancelled, Abated or Adjusted 1983 12.42
Other Public Works	Conservation	Transfers to Tax Title Liens or Foreclosed 15.95
HEALTH and WELFARE	All Other	Balance December 31, 1983 12,593.59
Health Services Except Environmental 30.00	CAPITAL DEBT AUTHORIZED, DECEMBER 31, 1983	TAX TITLE LIENS OUTSTANDING
Welfare-Public Assistance	ISSUED AND UNISSUED GROSS DEBT NET DEBT	Balance January 1, 1983 9,503.05
Hospitals, Clinics, First Aid 1,000.00	School 85,000	Transfer From Taxes 4,307.46
Animal, Insect, & Rodent Control 1,121.00	Self-liquidating	Redeemed in 1983
Other Welfare Services	Other	Cancelled, Abated or Adjusted (1983)
RECREATION and CONSERVATION	Total 85,000	Transfers to Foreclosed Property
Beaches and Boardwalks	ISSUED AND OUTSTANDING	Balance December 31, 1983 13,870.51
Parks, Playgrounds, Shade Trees 350.00	School 85,000.00	PROPERTY ACQUIRED BY DEED OR FORECLOSURE-
Land Reclamation & Conservation 11,000.00	Self-Liquidating	Balance January 1, 1983 15,650.00
Other Recreational Services	Other	Transfers From Taxes or Liens
EDUCATION (excluding schools)	Total 85,000.00	Sale for Cash (1983)
Libraries	EQUALIZED VALUATION BASIS FOR NET DEBT COMPUTATION 46,116,742	Cancelled, Abated or Adjusted (1983)
Other Educational Services 700.00	REAL PROPERTY VALUATIONS	Balance December 31, 1983 15,650.00
STATUTORY EXPENDITURES	Code Class # of Parcels % VAL'N ASSESSED VALUATION	CURRENT FINANCES DECEMBER 31, 1983
Pensions & F. I. C. A. 14,000.00	1 Vacant Land 243 10.50 3,624,075.00	ASSETS
Employee Fringe Benefits 3,800.00	2 Residential 462 63.77 22,008,730.00	Cash Dec. 31, 1983 588,417.44
Other Statutory Expenditures 1,000.00	3 Farm 266 20.47 7,062,295.00	Taxes Receivable 110,949.53
CETA And Other Public Employment Programs	4a Commercial 30 4.64 1,601,450.00	Tax Title Liens 13,870.51
MUNICIPAL FUNCTIONS TOTAL 318,931.00	4b Industrial 2 .37 129,400.00	Foreclosed Property 15,650.00
CAPITAL IMPROVEMENTS *MEMO*	4c Apartments 1 .26 88,650.00	Emergencies & Other Deferred Charges
DEBT SERVICE	Total 1024 34,514,600.00	State and Federal Aid Receivable
Principal Payments	Land Area 13.90 Sq. Miles	Other Receivables 524.80
Interest Payments	Net Valuation Taxable-Municipal 35,254,937	Total 729,832.28
DEFERRED CHARGES 442.20	Net Valuation Taxable-County 50,105,010	LIABILITIES, RESERVES, AND SURPLUS
SCHOOL, COUNTY, SPECIAL DISTRICT TAXES 1,105,231.75	State Equalized Valuation 50,930,090	Cash Liabilities 460,859.36
RESERVE FOR UNCOLLECTED TAXES 82,080.00	State Equalization Ratio 68.76	Reserves for Receivables 141,414.84
EXPENDITURES TOTAL 1,506,734.95		Surplus Dec. 31, 1983 121,558.08
		Total 729,832.28

1105
Population 1980 2,001
Population 1983 1,993
S & P Rating
Moody Rating

General Tax Rate Per \$100. 2.27
State Equalized Tax Rate 2.32

HOPEWELL BOROUGH – MERCER COUNTY
Form of Government:
Borough Council
Number of Members on Governing Body – 6

PER CAPITA:
Gross Debt 490.21
Net Debt 401.36
Debt Service 73.00
Total Tax Levy 682.98
Municipal Expenditures 275.16
PER CENT:
Gross Debt 1.87
Net Debt 1.76
Tax Levy Collected 96.99
Tax Levy Cancelled, Abated or Adjusted .38

EXPENDITURES		REVENUES-REALIZED		1983 PROPERTY TAX	
GENERAL GOVERNMENT				STATE EQUALIZED TAX	
Governing Body & Public Boords		1983 Property Taxes Collected	1,318,670.10	Local District School Tr	
Municipal Clerk	5,700.00	1983 Payments in Lieu of Taxes	28,287.77	Regional & Consolidated School Tax	1.23 719,729.57
Financial Administration	6,673.00	Delinquent Tax & Lien Collections	32,915.68	School Taxes in Municipal Budget	
Assessment of Taxes	6,397.00	Business Personality Replacement Taxes	105,136.00	County Taxes	.72 420,218.30
Collection of Taxes	5,265.31	Taxes from Public Utilities		County Library Taxes	
Planning, Housing & Development		Other Miscellaneous Tax Revenues		Local Municipal Purpose Taxes	.37 216,161.09
Human Resources	500.00	State Aid Revenues	18,313.43	Veteran & Senior Citizen Taxes	20,350.00
Elections	47,309.38	Federal Aid Revenues	15,018.78	Total Taxes for Rate Computation	2.32 1,376,458.96
General Administration (other)		State and Local Fiscal Assistance Act Utilized		Special District Taxes	
JUDICIARY	3,850.00	Sale of Acquired Property	236,641.50	Bank Corp. Taxes	4,053.03
Municipal Courts		Other Miscellaneous Revenues	1,755,183.26	Added and Omitted Taxes	1,022.64
PUBLIC SAFETY	8,000.00	Total	1,755,183.26	Total Taxes Levied - ABSTRACT	1,361,184.65
Fire Protection	88,142.45	Prior Years Surplus Appropriated	103,582.96	Total Taxes Billed	1,359,851.09
Police Protection		REVENUES TOTAL	1,858,766.22	1983 TAXES COLLECTED	1,318,870.10
Civil Defense & Disaster Control		Reserve For Uncollected Taxes	41,059.79	1983 Taxes Cancelled, Abated or Adjusted	5,232.37
Environmental Inspection & Control		CAPITAL OUTLAY TOTAL	19,718.50	Transfer to Tax Title Liens or Foreclosed	1,487.99
Other Public Safety				Balance Outstanding Dec. 31, 1983	34,260.63
PUBLIC WORKS	37,500.00	Public Enterprises		PRIOR YEARS TAXES OUTSTANDING	
Streets and Drainage		Recreation—Culture	19,718.50	Balance January 1, 1983	29,396.19
Sewers and Sewage Processing	81,454.41	Public Works		Collected in 1983	26,287.77
Garbage and Trash Disposal	9,340.00	Buildings and Grounds		Cancelled, Abated or Adjusted 1983	
Public Buildings and Grounds		Library and Education		Transfers to Tax Title Liens or Foreclosed	
Other Public Works		Conservation		Balance December 31, 1983	1,108.42
HEALTH and WELFARE	6,364.75	All Other		TAX TITLE LIENS OUTSTANDING	
Health Services Except Environmental	2,115.00			Balance January 1, 1983	3,239.58
Welfare-Public Assistance				Transfer From Taxes	1,487.99
Hospitals, Clinics, First Aid				Redeemed in 1983	
Animal, Insect, & Rodent Control				Cancelled, Abated or Adjusted (1983)	
Other Welfare Services				Transfers to Foreclosed Property	
RECREATION and CONSERVATION	2,500.00			Balance December 31, 1983	4,727.57
Beaches and Boardwalks				PROPERTY ACQUIRED BY DEED OR FORECLOSURE	
Parks, Playgrounds, Shade Trees	600.00			Balance January 1, 1983	
Land Reclamation & Conservation				Transfers From Taxes or Liens	
Other Recreational Services				Sale for Cash (1983)	
EDUCATION (excluding schools)	15,500.00			Cancelled, Abated or Adjusted (1983)	
Libraries				Balance December 31, 1983	
Other Educational Services				CURRENT FINANCES DECEMBER 31, 1983	
STATUTORY EXPENDITURES	16,011.31			ASSETS	
Pensions & F. I. C. A.	2,700.00			Cash Dec. 31, 1983	356,796.96
Employee Fringe Benefits	600.00			Taxes Receivable	35,369.05
Other Statutory Expenditures				Tax Title Liens	4,727.57
CETA And Other Public Employment Programs	349,448.61			Foreclosed Property	
MUNICIPAL FUNCTIONS	5,000.00			Emergencies & Other Deferred Charges	18,720.00
CAPITAL IMPROVEMENTS	*MEMO*			State and Federal Aid Receivable	
DEBT SERVICE	4,445.05			Other Receivables	2,612.05
Principal Payments	141,050.30			Total	418,225.63
Interest Payments				LIABILITIES, RESERVES, AND SURPLUS	
DEFERRED CHARGES	11,793.00			Cash Liabilities	105,243.34
SCHOOL, COUNTY, SPECIAL DISTRICT TAXES	1,139,947.87			Reserves for Receivables	42,708.67
RESERVE FOR UNCOLLECTED TAXES	41,659.79			Surplus Dec. 31, 1983	270,273.62
EXPENDITURES TOTAL	1,688,344.62			Total	418,225.63

0607
Population 1980 4,365
Population 1983 4,345
S & P Rating
Moody Rating

General Tax Rate Per \$100. 2.68
State Equalized Tax Rate 2.65

HOPEWELL TWP. - CUMBERLAND CO.
Form of Government:
Township Committee
Number of Members on Governing Body - 3

PER CAPITA:
Gross Debt 385.12
Net Debt 32.22
Debt Service 20.58
Total Tax Levy 405.25
Municipal Expenditures 165.25

PER CENT:
Gross Debt 2.54
Net Debt .21
Tax Levy Collected 89.83
Tax Levy Cancelled, Abated or Adjusted

EXPENDITURES		REVENUES-REALIZED		1983 PROPERTY TAX	
GENERAL GOVERNMENT				STATE EQUALIZED TAX RATE	
Governing Body & Public Boards		1983 Property Taxes Collected	1,579,759.58	Local District School Taxes .87	579,497.50
Municipal Clerk	24,300.00	1983 Payments in Lieu of Taxes		Regional & Consolidated School Tax .59	391,558.79
Financial Administration	13,425.00	Delinquent Tax & Lien Collections	174,793.58	School Taxes in Municipal Budget	
Assessment of Taxes	13,700.00	Business Personalty Replacement Taxes	36,495.04	County Taxes 1.17 *	779,053.19
Collection of Taxes	12,227.50	Taxes from Public Utilities	185,077.00	County Library Taxes	
Planning, Housing & Development		Other Miscellaneous Tax Revenues		Local Municipal Purpose Taxes	
Human Resources		State Aid Revenues	28,111.70	Veteran & Senior Citizen Taxes	46,950.00
Elections		Federal Aid Revenues		Total Taxes for Rate Computation 2.63	1,797,059.48
General Administration (other)	89,620.00	State and Local Fiscal Assistance Act Utilized	16,385.00	Special District Taxes	
JUDICIARY		Sale of Acquired Property	585.00	Bank Corp. Taxes	2,161.05
Municipal Courts	7,774.00	Other Miscellaneous Revenues	166,073.60	Added and Omitted Taxes	8,534.67
PUBLIC SAFETY		Total	2,187,280.50	Total Taxes Levied - ABSTRACT	1,760,805.20
Fire Protection	29,600.00	Prior Years Surplus Appropriated	350,000.00	Total Taxes Billed	1,758,644.15
Police Protection	3,500.00	REVENUES TOTAL	2,537,280.50	1983 TAXES COLLECTED	1,579,759.58
Civil Defense & Disaster Control	1,200.00	Reserve For Uncollected Taxes	190,300.00	1983 Taxes Cancelled, Abated or Adjusted	
Environmental Inspection & Control	9,725.00	CAPITAL OUTLAY TOTAL	1,690.00	Transfer to Tax Title Liens or Foreclosed	
Other Public Safety				Balance Outstanding Dec. 31, 1983	178,884.57
PUBLIC WORKS				PRIOR YEARS TAXES OUTSTANDING	
Streets and Drainage	163,249.40	Public Enterprises		Balance January 1, 1983	173,065.41
Sewers and Sewage Processing		Recreation—Culture		Collected in 1983	173,065.41
Garbage and Trash Disposal	12,050.00	Public Works		Cancelled, Abated or Adjusted 1983	
Public Buildings and Grounds	20,000.00	Buildings and Grounds	1,690.00	Transfers to Tax Title Liens or Foreclosed	
Other Public Works		Library and Education		Balance December 31, 1983	
HEALTH and WELFARE		Conservation		TAX TITLE LIENS OUTSTANDING	
Health Services Except Environmental	400.00	All Other		Balance January 1, 1983	1,728.17
Welfare-Public Assistance	6,500.00	CAPITAL DEBT AUTHORIZED, DECEMBER 31, 1983		Transfer From Taxes	
Hospitals, Clinics, First Aid		ISSUED AND UNISSUED GROSS DEBT		Redeemed in 1983	1,728.17
Animal, Insect, & Rodent Control	2,945.00	School	1,533,357	Cancelled, Abated or Adjusted (1983)	
Other Welfare Services		Self-Liquidating	140,000	Transfers to Foreclosed Property	
RECREATION and CONSERVATION		Other	140,000	Balance December 31, 1983	
Beaches and Boardwalks		Total	1,673,357	PROPERTY ACQUIRED BY DEED OR	
Parks, Playgrounds, Shade Trees		ISSUED AND OUTSTANDING		FORECLOSURE	
Land Reclamation & Conservation		School	1,533,357.94	Balance January 1, 1983	21,500.00
Other Recreational Services	6,500.00	Self-Liquidating		Transfers From Taxes or Liens	
EDUCATION (excluding schools)		Other	140,000.00	Sale for Cash (1983)	585.00
Libraries		Total	1,673,357.94	Cancelled, Abated or Adjusted (1983)	
Other Educational Services		EQUALIZED VALUATION BASIS		Balance December 31, 1983	20,915.00
STATUTORY EXPENDITURES		FOR NET DEBT COMPUTATION	65,860,037	CURRENT FINANCES DECEMBER 31, 1983	
Pensions & F. I. C. A.	19,059.10	REAL PROPERTY VALUATIONS		ASSETS	
Employee Fringe Benefits		Code Class # of Parcels % VAL'N		Cash Dec. 31, 1983	1,132,555.50
Other Statutory Expenditures	2,500.00	1 Vacant Land 338 2.24	1,437,600.00	Taxes Receivable	178,884.57
CETA And Other Public Employment Programs	438,275.00	2 Residential 1120 74.31	47,694,500.00	Tax Title Liens	
MUNICIPAL FUNCTIONS TOTAL	20,000.00	3 Farm 588 19.56	12,549,600.00	Foreclosed Property	20,915.00
CAPITAL IMPROVEMENTS *MEMO*		4a Commercial 48 3.90	2,501,900.00	Emergencies & Other Deferred Charges	
DEBT SERVICE		4b Industrial		State and Federal Aid Receivable	1,675.21
Principal Payments	70,000.00	4c Apartments		Other Receivables	1,800.31
Interest Payments	13,425.00	Total 2094	64,183,600.00	Total	1,335,830.59
DEFERRED CHARGES		Land Area 31.40 Sq. Miles		LIABILITIES, RESERVES, AND SURPLUS	
SCHOOL, COUNTY, SPECIAL DISTRICT TAXES	1,750,109.48	Net Valuation Taxable-Municipal	65,540,071	Cash Liabilities	646,229.54
RESERVE FOR UNCOLLECTED TAXES	190,300.00	Net Valuation Taxable-County	66,874,825	Reserves for Receivables	201,599.88
EXPENDITURES TOTAL	2,468,109.48	State Equalized Valuation	66,365,688	Surplus Dec. 31, 1983	488,001.17
		State Equalization Ratio	98.73	Total	1,335,830.59

*Includes County Health Service Taxes or County Vocational School Taxes. See Table 13.

1106
Population 1980 10,893
Population 1983 11,003
S & P Rating
Moody Rating

General Tax Rate Per \$100. 2.19
State Equalized Tax Rate 2.21

HOPEWELL TWP. - MERCER CO.

Form of Government:

Township Committee

Number of Members on Governing Body - 5

PER CAPITA:

Gross Debt 143.34
Net Debt 99.70
Debt Service 43.10
Total Tax Levy 980.10
Municipal Expenditures 323.28

PER CENT:

Gross Debt .36
Net Debt .25
Tax Levy Collected 95.69
Tax Levy Cancelled, Abated or Adjusted .82

EXPENDITURES		REVENUES-REALIZED		1983 PROPERTY TAX	
GENERAL GOVERNMENT				STATE EQUALIZED TAX RATE	
Governing Body & Public Boards	24,616.00	1983 Property Taxes Collected	10,330,265.29	Local District School Taxes	
Municipal Clerk	32,369.00	1983 Payments in Lieu of Taxes		Regional & Consolidated School Tax 1.25	5,970,814.98
Financial Administration	43,855.00	Delinquent Tax & Lien Collections	361,426.50	School Taxes in Municipal Budget	
Assessment of Taxes	56,486.00	Business Personalty Replacement Taxes	277,737.40	County Taxes	.74 3,537,574.37
Collection of Taxes	33,231.00	Taxes from Public Utilities	1,117,993.00	County Library Taxes	.05 215,567.78
Planning, Housing & Development	77,926.00	Other Miscellaneous Tax Revenues		Local Municipal Purpose Taxes	.17 812,117.37
Human Resources		State Aid Revenues	75,549.33	Veteran & Senior Citizen Taxes	
Elections	2,429.00	Federal Aid Revenues		Total Taxes for Rate Computation	2.21 10,627,074.50
General Administration (other)	251,459.00	State and Local Fiscal Assistance Act Utilized	49,209.35	Special District Taxes	
JUDICIARY		Sale of Acquired Property	26,600.00	Bank Corp. Taxes	
Municipal Courts	72,683.00	Other Miscellaneous Revenues	563,708.48	Added and Omitted Taxes	247,966.41
PUBLIC SAFETY		Total	12,802,489.35	Total Taxes Levied - ABSTRACT	10,784,040.91
Fire Protection	34,682.00	Prior Years Surplus Appropriated	600,000.00	Total Taxes Billed	10,795,658.33
Police Protection	627,869.83	REVENUES TOTAL	13,402,489.35	1983 TAXES COLLECTED	10,330,265.29
Civil Defense & Disaster Control	4,448.00	Reserve For Uncollected Taxes	625,451.00	1983 Taxes Cancelled, Abated or Adjusted	88,555.97
Environmental Inspection & Control	48,588.00	CAPITAL OUTLAY TOTAL	466,667.40	Transfer to Tax Title Liens or Foreclosed	1,607.46
Other Public Safety				Balance Outstanding Dec. 31, 1983	375,229.61
PUBLIC WORKS				PRIOR YEARS TAXES OUTSTANDING	
Streets and Drainage	595,684.15	Public Enterprises		Balance January 1, 1983	352,551.31
Sewers and Sewage Processing	23,752.00	Recreation—Culture		Collected in 1983	350,065.71
Garbage and Trash Disposal		Public Works	219,640.14	Cancelled, Abated or Adjusted 1983	4.22
Public Buildings and Grounds	89,018.83	Buildings and Grounds	247,027.26	Transfers to Tax Title Liens or Foreclosed	
Other Public Works	3,230.39	Library and Education		Balance December 31, 1983	2,481.38
HEALTH and WELFARE		Conservation		TAX TITLE LIENS OUTSTANDING	
Health Services Except Environmental	91,379.00	All Other		Balance January 1, 1983	14,900.71
Welfare-Public Assistance	3,116.00	CAPITAL DEBT AUTHORIZED, DECEMBER 31, 1983		Transfer From Taxes	1,607.46
Hospitals, Clinics, First Aid		ISSUED AND UNISSUED GROSS DEBT NET DEBT		Redeemed in 1983	12,968.25
Animal, Insect, & Rodent Control	1,600.00	School 480,161		Cancelled, Abated or Adjusted (1983)	.03
Other Welfare Services		Self-liquidating 1,097,051	1,097,051	Transfers to Foreclosed Property	
RECREATION and CONSERVATION		Other 1,577,213	1,097,051	Balance December 31, 1983	3,534.89
Beaches and Boardwalks		Total		PROPERTY ACQUIRED BY DEED OR	
Parks, Playgrounds, Shade Trees	319.00	ISSUED AND OUTSTANDING		FORECLOSURE	
Land Reclamation & Conservation	530.00	School 480,161.86		Balance January 1, 1983	262,500.00
Other Recreational Services	2,545.00	Self-Liquidating 1,096,551.60		Transfers From Taxes or Liens	
EDUCATION (excluding schools)		Other 1,576,713.46		Sale for Cash (1983)	26,600.00
Libraries		Total		Cancelled, Abated or Adjusted (1983)	
Other Educational Services	700.00	EQUALIZED VALUATION BASIS		Balance December 31, 1983	235,900.00
STATUTORY EXPENDITURES		FOR NET DEBT COMPUTATION	436,227,862	CURRENT FINANCES DECEMBER 31, 1983	
Pensions & F. I. C. A.	181,849.00	REAL PROPERTY VALUATIONS		ASSETS	
Employee Fringe Benefits	125,100.00	Code Class # of Parcels % VAL'N		Cash Dec. 31, 1983	1,703,816.19
Other Statutory Expenditures	100.00	1 Vacant Land 473 3.36	16,035,750.00	Taxes Receivable	377,710.99
CETA And Other Public Employment Programs		2 Residential 3079 68.20	325,354,100.00	Tax Title Liens	3,539.89
MUNICIPAL FUNCTIONS TOTAL	2,429,565.20	3 Farm 1048 10.50	50,150,250.00	Foreclosed Property	235,900.00
CAPITAL IMPROVEMENTS *MEMO*	200,000.00	4a Commercial 79 5.01	23,929,000.00	Emergencies & Other Deferred Charges	68,400.00
DEBT SERVICE		4b Industrial 26 12.62	60,230,300.00	State and Federal Aid Receivable	150.40
Principal Payments	362,005.00	4c Apartments 7 .30	1,420,950.00	Other Receivables	425,157.59
Interest Payments	112,203.43	Total 4712	477,320,350.00	Total	2,814,675.06
DEFERRED CHARGES	27,834.96	Land Area 58.00 Sq. Miles		LIABILITIES, RESERVES, AND SURPLUS	
SCHOOL, COUNTY, SPECIAL DISTRICT TAXES	9,723,957.13	Net Valuation Taxable-Municipal	481,629,597	Cash Liabilities	655,596.39
RESERVE FOR UNCOLLECTED TAXES	625,451.00	Net Valuation Taxable-County	456,993,559	Reserves for Receivables	1,042,308.47
EXPENDITURES TOTAL	13,281,016.72	State Equalized Valuation	476,391,934	Surplus Dec. 31, 1983	1,116,770.20
		State Equalization Ratio	101.11	Total	2,814,675.06

1319
Population 1980 25,065
Population 1983 26,895
S & P Rating
Moody Rating

General Tax Rate Per \$100.
2.27
State Equalized Tax Rate
2.22

HOWELL TOWNSHIP – MONMOUTH CO.
Form of Government:
Township Committee
Number of Members on Governing Body – 5

PER CAPITA:
Gross Debt 450.79
Net Debt 234.68
Debt Service 37.54
Total Tax Levy 515.83
Municipal Expenditures 282.72
PER CENT:
Gross Debt 2.35
Net Debt 1.22
Tax Levy Collected 94.58
Tax Levy Cancelled, Abated or Adjusted .21

EXPENDITURES		REVENUES-REALIZED		1983 PROPERTY TAX	
GENERAL GOVERNMENT				STATE EQUALIZED TAX RATE	
Governing Body & Public Boards	35,112.41	1983 Property Taxes Collected		Local District School Taxes	1.00
Municipal Clerk	77,495.00	1983 Payments in Lieu of Taxes		Regional & Consolidated School Tax	.64
Financial Administration	78,814.00	Delinquent Tax & Lien Collections		School Taxes in Municipal Budget	
Assessment of Taxes	106,404.00	Business Personalty Replacement Taxes		County Taxes	.51 *
Collection of Taxes	78,544.00	Taxes from Public Utilities		County Library Taxes	.02
Planning, Housing & Development	71,270.51	Other Miscellaneous Tax Revenues		Local Municipal Purpose Taxes	.06
Human Resources	50,000.00	State Aid Revenues		Veteran & Senior Citizen Taxes	
Elections	1,005.00	Federal Aid Revenues		Total Taxes for Rate Computation	2.23
General Administration (other)	664,579.64	State and Local Fiscal Assistance Act Utilized		Special District Taxes	
JUDICIARY		Sale of Acquired Property		Bank Corp. Taxes	
Municipal Courts	100,061.00	Other Miscellaneous Revenues		Added and Omitted Taxes	
PUBLIC SAFETY		Total		Total Taxes Levied - ABSTRACT	
Fire Protection	3,500.00	Prior Years Surplus Appropriated		Total Taxes Billed	
Police Protection	1,858,969.41	REVENUES		1983 TAXES COLLECTED	
Civil Defense & Disaster Control	3,100.00	Reserve For Uncollected Taxes		1983 Taxes Cancelled, Abated or Adjusted	
Environmental Inspection & Control	217,218.28	CAPITAL OUTLAY		Transfer to Tax Title Liens or Foreclosed	
Other Public Safety		TOTAL		Balance Outstanding Dec. 31, 1983	
PUBLIC WORKS		Public Enterprises		PRIOR YEARS TAXES OUTSTANDING	
Streets and Drainage	270,905.00	Recreation—Culture		Balance January 1, 1983	
Sewers and Sewage Processing		Public Works		Collected in 1983	
Garbage and Trash Disposal		Buildings and Grounds		Cancelled, Abated or Adjusted 1983	
Public Buildings and Grounds		Library and Education		Transfers to Tax Title Liens or Foreclosed	
Other Public Works	1,034,692.00	Conservation		Balance December 31, 1983	
HEALTH and WELFARE		All Other		TAX TITLE LIENS OUTSTANDING	
Health Services Except Environmental	21,484.00	CAPITAL DEBT AUTHORIZED, DECEMBER 31, 1983		Balance January 1, 1983	
Welfare-Public Assistance	32,950.10	ISSUED AND UNISSUED		Transfer From Taxes	
Hospitals, Clinics, First Aid		School		Redeemed in 1983	
Animal, Insect, & Rodent Control		Self-Liquidating		Cancelled, Abated or Adjusted (1983)	
Other Welfare Services		Other		Transfers to Foreclosed Property	
RECREATION and CONSERVATION		Total		Balance December 31, 1983	
Beaches and Boardwalks	4,020.00	ISSUED AND OUTSTANDING		PROPERTY ACQUIRED BY DEED OR FORECLOSURE	
Parks, Playgrounds, Shade Trees	3,305.34	School		Balance January 1, 1983	
Land Reclamation & Conservation	167,205.00	Self-Liquidating		Transfers From Taxes or Liens	
Other Recreational Services		Other		Sale for Cash (1983)	
EDUCATION (excluding schools)		Total		Cancelled, Abated or Adjusted (1983)	
Libraries	6,600.00	EQUALIZED VALUATION BASIS		Balance December 31, 1983	
Other Educational Services	1,980.00	FOR NET DEBT COMPUTATION		CURRENT FINANCES DECEMBER 31, 1983	
STATUTORY EXPENDITURES		REAL PROPERTY VALUATIONS		ASSETS	
Pensions & F. I. C. A.	524,895.35	Code Class # of Parcels % VAL'N		Cash Dec. 31, 1983	
Employee Fringe Benefits	237,000.00	1 Vacant Land 1978 4.84		Taxes Receivable	
Other Statutory Expenditures		2 Residential 7323 73.19		Tax Title Liens	
CETA And Other Public Employment Programs	5,656,110.24	3 Farm 974 8.90		Foreclosed Property	
MUNICIPAL FUNCTIONS		4a Commercial 296 9.52		Emergencies & Other Deferred Charges	
CAPITAL IMPROVEMENTS		4b Industrial 53 3.56		State and Federal Aid Receivable	
DEBT SERVICE		4c Apartments		Other Receivables	
Principal Payments	641,375.80	Total 10624		Total	
Interest Payments	368,225.07	Land Area 62.10 Sq. Miles		LIABILITIES, RESERVES, AND SURPLUS	
DEFERRED CHARGES		Net Valuation Taxable-Municipal		Cash Liabilities	
SCHOOL, COUNTY, SPECIAL DISTRICT TAXES	13,319,588.01	Net Valuation Taxable-County		Reserves for Receivables	
RESERVE FOR UNCOLLECTED TAXES	846,811.59	State Equalized Valuation		Surplus Dec. 31, 1983	
EXPENDITURES		State Equalization Ratio		Total	
TOTAL	20,923,250.63				

*Includes County Health Service Taxes or County Vocational School Taxes. See Table 13

2112
Population 1980 2,829
Population 1983 2,896
S & P Rating
Moody Rating

General Tax Rate Per \$100. 3.19
State Equalized Tax Rate 2.19

INDEPENDENCE TOWNSHIP - WARREN CO.
Form of Government:
Township Committee
Number of Members on Governing Body - 3

PER CAPITA:
Gross Debt 212.61
Net Debt 204.67
Debt Service
Total Tax Levy 635.01
Municipal Expenditures 236.29

PER CENT:
Gross Debt .79
Net Debt .76
Tax Levy Collected 94.77
Tax Levy Cancelled, Abated or Adjusted .02

EXPENDITURES		REVENUES-REALIZED		1983 PROPERTY TAX	
GENERAL GOVERNMENT				STATE EQUALIZED TAX RATE 1.33	1,105,282.00
Governing Body & Public Boards		1983 Property Taxes Collected	1,739,815.00	Local District School Taxes	
Municipal Clerk		1983 Payments in Lieu of Taxes		Regional & Consolidated School Tax	
Financial Administration	13,000.00	Delinquent Tax & Lien Collections	121,883.00	School Taxes in Municipal Budget	
Assessment of Taxes	11,190.00	Business Personalty Replacement Taxes	29,051.48	County Taxes	* 524,702.93
Collection of Taxes	7,588.20	Taxes from Public Utilities	100,857.00	County Library Taxes	.03 28,483.82
Planning, Housing & Development	19,120.00	Other Miscellaneous Tax Revenues		Local Municipal Purpose Taxes	.19 159,806.93
Human Resources		State Aid Revenues	16,944.58	Veteran & Senior Citizen Taxes	25,700.00
Elections		Federal Aid Revenues		Total Taxes for Rate Computation	2.18 1,845,975.66
General Administration (other)	84,666.29	State and Local Fiscal Assistance Act Utilized	15,713.00	Special District Taxes	
JUDICIARY		Sale of Acquired Property	21,875.00	Bank Corp. Taxes	2,045.50
Municipal Courts	11,560.00	Other Miscellaneous Revenues	108,199.99	Added and Omitted Taxes	12,864.05
PUBLIC SAFETY		Total	2,152,339.05	Total Taxes Levied - ABSTRACT	1,833,165.23
Fire Protection	20,793.75	Prior Years Surplus Appropriated	225,308.00	Total Taxes Billed	1,835,831.03
Police Protection	52,713.00	REVENUES TOTAL	2,377,647.05	1983 TAXES COLLECTED	1,739,815.00
Civil Defense & Disaster Control	400.00	Reserve For Uncollected Taxes	180,980.69	1983 Taxes Cancelled, Abated or Adjusted	364.56
Environmental Inspection & Control	12,085.00	CAPITAL OUTLAY TOTAL	318,061.36	Transfer to Tax Title Liens or Foreclosed	17,853.80
Other Public Safety				Balance Outstanding Dec. 31, 1983	77,797.67
PUBLIC WORKS				PRIOR YEARS TAXES OUTSTANDING	
Streets and Drainage	110,569.76	Public Enterprises		Balance January 1, 1983	129,057.00
Sewers and Sewage Processing		Recreation—Culture		Collected in 1983	116,225.44
Garbage and Trash Disposal	4,915.20	Public Works	318,061.36	Cancelled, Abated or Adjusted 1983	
Public Buildings and Grounds	8,945.00	Buildings and Grounds		Transfers to Tax Title Liens or Foreclosed	9,241.08
Other Public Works	40,000.00	Library and Education		Balance December 31, 1983	1,590.48
HEALTH and WELFARE		Conservation		TAX TITLE LIENS OUTSTANDING	
Health Services Except Environmental	100.00	All Other		Balance January 1, 1983	19,663.23
Welfare-Public Assistance	550.00	CAPITAL DEBT AUTHORIZED, DECEMBER 31, 1983		Transfer From Taxes	28,677.79
Hospitals, Clinics, First Aid		ISSUED AND UNISSUED		Redeemed in 1983	3,657.56
Animal, Insect, & Rodent Control	2,851.30	School	23,000	Cancelled, Abated or Adjusted (1983)	
Other Welfare Services		Self-liquidating		Transfers to Foreclosed Property	
RECREATION and CONSERVATION		Other	592,720	Balance December 31, 1983	44,683.46
Beaches and Boardwalks		Total	615,720	PROPERTY ACQUIRED BY DEED OR	
Parks, Playgrounds, Shade Trees				FORECLOSURE	
Land Reclamation & Conservation	1,800.00	ISSUED AND OUTSTANDING		Balance January 1, 1983	57,180.00
Other Recreational Services	24,951.00	School	23,000.00	Transfers From Taxes or Liens	
EDUCATION (excluding schools)		Self-liquidating		Sale for Cash (1983)	21,875.00
Libraries		Other	370,000.00	Cancelled, Abated or Adjusted (1983)	35,305.00
Other Educational Services		Total	393,000.00	Balance December 31, 1983	
STATUTORY EXPENDITURES		EQUALIZED VALUATION BASIS		CURRENT FINANCES DECEMBER 31, 1983	
Pensions & F. I. C. A.	16,282.35	FOR NET DEBT COMPUTATION	78,318,636	ASSETS	
Employee Fringe Benefits	5,646.15	REAL PROPERTY VALUATIONS		Cash Dec. 31, 1983	1,027,927.40
Other Statutory Expenditures	1,800.00	Code Class # of Parcels % VAL'N		Taxes Receivable	79,588.15
CETA And Other Public Employment Programs		1 Vacant Land 235 8.19	4,617,025.00	Tax Title Liens	44,683.46
MUNICIPAL FUNCTIONS TOTAL	451,527.00	2 Residential 726 67.24	37,903,725.00	Foreclosed Property	
CAPITAL IMPROVEMENTS *MEMO*	50,044.00	3 Farm 252 8.47	4,769,060.00	Emergencies & Other Deferred Charges	42,542.36
DEBT SERVICE		4a Commercial 40 4.43	2,497,170.00	State and Federal Aid Receivable	
Principal Payments		4b Industrial 6 3.01	1,694,660.00	Other Receivables	2,009.21
Interest Payments		4c Apartments 10 8.67	4,886,525.00	Total	1,196,550.58
DEFERRED CHARGES		Total 1269	56,368,165.00	LIABILITIES, RESERVES, AND SURPLUS	
SCHOOL, COUNTY, SPECIAL DISTRICT TAXES	51,778.56	Land Area 20.10 Sq. Miles		Cash Liabilities	733,016.64
RESERVE FOR UNCOLLECTED TAXES	1,658,468.75	Net Valuation Taxable-Municipal	57,144,712	Reserves for Receivables	126,080.82
EXPENDITURES TOTAL	2,342,755.00	Net Valuation Taxable-County	81,552,449	Surplus Dec. 31, 1983	337,453.12
		State Equalized Valuation	82,970,632	Total	1,196,550.58
		State Equalization Ratio	68.58		

1320
Population 1980 1,037
Population 1983 1,008
S & P Rating
Moody Rating

General Tax Rate Per \$100.
1.67
State Equalized Tax Rate
1.54

INTERLAKEN BOROUGH – MONMOUTH CO.
Form of Government:
Borough Council
Number of Members on Governing Body – 6

PER CAPITA:
Gross Debt 303.23
Net Debt 303.23
Debt Service 48.46
Total Tax Levy 651.85
Municipal Expenditures 503.88
PER CENT:
Gross Debt .77
Net Debt .77
Tax Levy Collected 98.18
Tax Levy Cancelled, Abated or Adjusted .06

EXPENDITURES		REVENUES-REALIZED		1983 PROPERTY TAX	
GENERAL GOVERNMENT				STATE EQUALIZED TAX RATE → 1.54	
Governing Body & Public Boards		1983 Property Taxes Collected	644,207.09	Local District School Taxes	71,236.07
Municipal Clerk		1983 Payments in Lieu of Taxes		Regional & Consolidated School Tax	
Financial Administration	4,777.00	Delinquent Tax & Lien Collections	14,448.42	School Taxes in Municipal Budget	
Assessment of Taxes	3,035.00	Business Personalty Replacement Taxes	14.00	County Taxes	209,516.48
Collection of Taxes	6,540.00	Taxes from Public Utilities	91,536.00	County Library Taxes	7,913.77
Planning, Housing & Development	800.00	Other Miscellaneous Tax Revenues		Local Municipal Purpose Taxes	367,635.17
Human Resources		State Aid Revenues	328,549.07	Veteran & Senior Citizen Taxes	10,350.00
Elections	500.00	Federal Aid Revenues		Total Taxes for Rate Computation	666,653.49
General Administration (other)	59,799.06	State and Local Fiscal Assistance Act Utilized	6,111.00	Special District Taxes	
JUDICIARY		Sale of Acquired Property		Bank Corp. Taxes	
Municipal Courts	3,534.56	Other Miscellaneous Revenues	26,992.78	Added and Omitted Taxes	759.81
PUBLIC SAFETY		Total	1,111,858.36	Total Taxes Levied - ABSTRACT	657,063.30
Fire Protection	24,565.63	Prior Years Surplus Appropriated	30,000.00	Total Taxes Billed	656,167.64
Police Protection	121,093.90	REVENUES TOTAL	1,141,858.36	1983 TAXES COLLECTED	644,207.09
Civil Defense & Disaster Control	50.00	Reserve For Uncollected Taxes	36,910.02	1983 Taxes Cancelled, Abated or Adjusted	402.75
Environmental Inspection & Control	1,700.00	CAPITAL OUTLAY TOTAL	42,299.22	Transfer to Tax Title Liens or Foreclosed	
Other Public Safety				Balance Outstanding Dec. 31, 1983	11,558.00
PUBLIC WORKS				PRIOR YEARS TAXES OUTSTANDING	
Streets and Drainage	48,727.00	Public Enterprises		Balance January 1, 1983	14,448.42
Sewers and Sewage Processing	29,112.09	Recreation—Culture		Collected in 1983	14,448.42
Garbage and Trash Disposal	36,000.00	Public Works	32,157.87	Cancelled, Abated or Adjusted 1983	
Public Buildings and Grounds	7,336.02	Buildings and Grounds	10,141.35	Transfers to Tax Title Liens or Foreclosed	
Other Public Works		Library and Education		Balance December 31, 1983	
HEALTH and WELFARE		Conservation		TAX TITLE LIENS OUTSTANDING	
Health Services Except Environmental	1,560.00	All Other		Balance January 1, 1983	
Welfare-Public Assistance		CAPITAL DEBT AUTHORIZED, DECEMBER 31, 1983		Transfer From Taxes	
Hospitals, Clinics, First Aid	650.00	ISSUED AND UNISSUED		Redeemed in 1983	
Animal, Insect, & Rodent Control		School		Cancelled, Abated or Adjusted (1983)	
Other Welfare Services		Self-liquidating	305,657	Transfers to Foreclosed Property	
RECREATION and CONSERVATION		Other	305,657	Balance December 31, 1983	
Beaches and Boardwalks		Total	305,657	PROPERTY ACQUIRED BY DEED OR	
Parks, Playgrounds, Shade Trees	22,062.00			FORECLOSURE	
Land Reclamation & Conservation		ISSUED AND OUTSTANDING		Balance January 1, 1983	11,700.00
Other Recreational Services		School		Transfers From Taxes or Liens	
EDUCATION (excluding schools)		Self-Liquidating		Sale for Cash (1983)	
Libraries	1,783.00	Other	168,261.38	Cancelled, Abated or Adjusted (1983)	
Other Educational Services		Total	168,261.38	Balance December 31, 1983	11,700.00
STATUTORY EXPENDITURES		EQUALIZED VALUATION BASIS		CURRENT FINANCES DECEMBER 31, 1983	
Pensions & F. I. C. A.	36,383.09	FOR NET DEBT COMPUTATION	39,942,100	ASSETS	
Employee Fringe Benefits	7,142.87	REAL PROPERTY VALUATIONS		Cash Dec. 31, 1983	171,615.61
Other Statutory Expenditures	2,000.00	Code Class # of Parcels % VAL'N	ASSESSED VALUATION	Taxes Receivable	11,558.00
CETA And Other Public Employment Programs		1 Vacant Land 12 .82	321,600.00	Tax Title Liens	
MUNICIPAL FUNCTIONS	419,153.22	2 Residential 384 99.18	38,729,800.00	Foreclosed Property	11,700.00
CAPITAL IMPROVEMENTS	4,600.00	3 Farm		Emergencies & Other Deferred Charges	6,000.00
DEBT SERVICE		4a Commercial		State and Federal Aid Receivable	
Principal Payments	40,250.00	4b Industrial		Other Receivables	4,164.36
Interest Payments	8,602.63	4c Apartments		Total	205,037.97
		Total 396	39,051,400.00	LIABILITIES, RESERVES, AND SURPLUS	
DEFERRED CHARGES	3,000.00	Land Area .38 Sq. Miles		Cash Liabilities	52,012.14
SCHOOL, COUNTY, SPECIAL DISTRICT TAXES	288,668.32	Net Valuation Taxable-Municipal	39,199,220	Reserves for Receivables	27,422.36
RESERVE FOR UNCOLLECTED TAXES	36,910.02	Net Valuation Taxable-County	38,771,361	Surplus Dec. 31, 1983	125,603.47
EXPENDITURES	796,584.19	State Equalized Valuation	42,438,702	Total	205,037.97
		State Equalization Ratio	92.34		

0709

Population 1980 61,493
 Population 1983 62,762
 S & P Rating
 Moody Rating AAA

General Tax Rate Per \$100. 8.79
 State Equalized Tax Rate 4.85

IRVINGTON TOWNSHIP - ESSEX COUNTY
Form of Government:
Mayor-Council Plan D (OMCL 50)
Number of Members on Governing Body - 7

PER CAPITA:
 Gross Debt 286.08
 Net Debt 128.76
 Debt Service 22.63
 Total Tax Levy 445.56
 Municipal Expenditures 376.52

PER CENT:
 Gross Debt 3.40
 Net Debt 1.53
 Tax Levy Collected 93.83
 Tax Levy, Cancelled, Abated or Adjusted 1.07

EXPENDITURES		REVENUES-REALIZED		1983 PROPERTY TAX	
GENERAL GOVERNMENT				STATE EQUALIZED TAX RATE	
Governing Body & Public Boards	52,979.00	1983 Property Taxes Collected	26,211,414.93	Local District School Taxes 1.62	9,353,594.50
Municipal Clerk	83,051.00	1983 Payments in Lieu of Taxes	228,750.69	Regional & Consolidated School Tax	
Financial Administration	400,401.00	Delinquent Tax & Lien Collections	1,287,793.09	School Taxes in Municipal Budget	
Assessment of Taxes	105,076.00	Business Personalty Replacement Taxes	724,901.00	County Taxes	1.05 6,061,622.11
Collection of Taxes	182,751.00	Taxes from Public Utilities	2,107,729.00	County Library Taxes	
Planning, Housing & Development	20,431.00	Other Miscellaneous Tax Revenues		Local Municipal Purpose Taxes	2.17 12,505,260.02
Human Resources	642,492.00	State Aid Revenues	2,783,305.19	Veteran & Senior Citizen Taxes	300,750.00
Elections	14,600.00	Federal Aid Revenues		Total Taxes for Rate Computation	4.84 28,221,226.63
General Administration (other)	1,477,677.96	State and Local Fiscal Assistance Act Utilized	1,370,731.03	Special District Taxes	
JUDICIARY		Sale of Acquired Property	42,472.00	Bank Corp. Taxes	30,337.20
Municipal Courts	297,464.00	Other Miscellaneous Revenues	3,221,496.30	Added and Omitted Taxes	13,686.03
PUBLIC SAFETY		Total	37,978,593.23	Total Taxes Levied - ABSTRACT	27,964,499.86
Fire Protection	3,509,797.56	Prior Years Surplus Appropriated	500,000.00	Total Taxes Billed	27,934,549.68
Police Protection	3,459,903.03	REVENUES TOTAL	38,478,593.23	1983 TAXES COLLECTED	26,211,414.93
Civil Defense & Disaster Control	31,240.00	Reserve For Uncollected Taxes	2,213,000.00	1983 Taxes Cancelled, Abated or Adjusted	297,827.67
Environmental Inspection & Control	79,482.00			Transfer to Tax Title Liens or Foreclosed	299,484.62
Other Public Safety	132,100.00			Balance Outstanding Dec. 31, 1983	1,125,822.46
PUBLIC WORKS		CAPITAL OUTLAY TOTAL	413,146.28	PRIOR YEARS TAXES OUTSTANDING	
Streets and Drainage	1,666,200.00	Public Enterprises		Balance January 1, 1983	1,156,828.88
Sewers and Sewage Processing	905,000.00	Recreation—Culture	1,985.26	Collected in 1983	1,103,100.22
Garbage and Trash Disposal	750,506.00	Public Works	156,856.54	Cancelled, Abated or Adjusted 1983	
Public Buildings and Grounds	521,236.00	Buildings and Grounds	244,839.11	Transfers to Tax Title Liens or Foreclosed	50,798.40
Other Public Works		Library and Education	9,465.37	Balance December 31, 1983	2,930.26
HEALTH and WELFARE		Conservation		TAX TITLE LIENS OUTSTANDING	
Health Services Except Environmental	523,981.29	All Other		Balance January 1, 1983	956,741.46
Welfare-Public Assistance	175,000.00			Transfer From Taxes	357,148.78
Hospitals, Clinics, First Aid		CAPITAL DEBT AUTHORIZED, DECEMBER 31, 1983		Redeemed in 1983	184,692.87
Animal, Insect, & Rodent Control		ISSUED AND UNISSUED		Cancelled, Abated or Adjusted (1983)	14,507.53
Other Welfare Services	59,431.00	School	5,944,000	Transfers to Foreclosed Property	
RECREATION and CONSERVATION		Self-Liquidating	12,011,155	Balance December 31, 1983	1,114,689.84
Beaches and Boardwalks		Other	17,955,155	PROPERTY ACQUIRED BY DEED OR FORECLOSURE	
Parks, Playgrounds, Shade Trees	598,437.00	Total		Balance January 1, 1983	253,600.00
Land Reclamation & Conservation				Transfers From Taxes or Liens	
Other Recreational Services	91,999.00			Sale for Cash (1983)	
EDUCATION (excluding schools)				Cancelled, Abated or Adjusted (1983)	121,200.00
Libraries	360,000.00			Balance December 31, 1983	132,400.00
Other Educational Services				CURRENT FINANCES DECEMBER 31, 1983	
STATUTORY EXPENDITURES				ASSETS	
Pensions & F. I. C. A.	2,724,384.18	EQUALIZED VALUATION BASIS FOR NET DEBT COMPUTATION	528,381,878	Cash Dec. 31, 1983	5,327,193.61
Employee Fringe Benefits	900,000.00	REAL PROPERTY VALUATIONS		Taxes Receivable	1,128,752.72
Other Statutory Expenditures	20,000.00	Code Class # of Parcels % VAL'N		Tax Title Liens	1,114,689.84
CETA And Other Public Employment Programs		1 Vacant Land 282 1.17	3,571,800.00	Foreclosed Property	132,400.00
MUNICIPAL FUNCTIONS TOTAL	19,785,620.02	2 Residential 7889 57.42	175,092,900.00	Emergencies & Other Deferred Charges	14,286.70
CAPITAL IMPROVEMENTS *MEMO*		3 Farm		State and Federal Aid Receivable	43,774.33
DEBT SERVICE		4a Commercial 639 14.84	45,252,900.00	Other Receivables	310,107.62
Principal Payments	695,000.00	4b Industrial 189 7.29	22,225,000.00	Total	8,071,204.82
Interest Payments	725,274.87	4c Apartments 377 19.28	58,798,100.00	LIABILITIES, RESERVES, AND SURPLUS	
TYPE I SCHL DEBT *MEMO	230,700.00	Total 9376	304,940,700.00	Cash Liabilities	2,892,974.35
DEFERRED CHARGES		Land Area 2.80 Sq. Miles		Reserves for Receivables	2,685,950.18
SCHOOL, COUNTY, SPECIAL DISTRICT TAXES	15,415,216.61	Net Valuation Taxable-Municipal	317,643,500	Surplus Dec. 31, 1983	2,492,280.29
RESERVE FOR UNCOLLECTED TAXES	2,213,000.00	Net Valuation Taxable-County	560,232,986	Total	8,071,204.82
EXPENDITURES TOTAL	39,046,522.50	State Equalized Valuation	565,445,260		
		State Equalization Ratio	55.18		

1510

Population 1980 1,575
 Population 1983 1,618
 S & P Rating
 Moody Rating

General Tax Rate Per \$100.
 3.57
 State Equalized Tax Rate
 2.05

ISLAND HEIGHTS BOROUGH - OCEAN CO.
Form of Government:
Small Municipality Plan A (OMCL 50)
Number of Members on Governing Body - 7

PER CAPITA:

Gross Debt 444.77
 Net Debt 327.17
 Debt Service 34.96
 Total Tax Levy 577.19
 Municipal Expenditures 321.66

PER CENT:

Gross Debt 1.78
 Net Debt 1.31
 Tax Levy Collected 91.67
 Tax Levy Cancelled, Abated
 or Adjusted

EXPENDITURES		REVENUES-REALIZED		1983 PROPERTY TAX	
GENERAL GOVERNMENT				STATE EQUALIZED TAX RATE	
Governing Body & Public Boards		1983 Property Taxes Collected	855,506.14	Local District School Taxes .58	262,126.07
Municipal Clerk		1983 Payments in Lieu of Taxes		Regional & Consolidated School Tax .64	290,587.13
Financial Administration	7,850.00	Delinquent Tax & Lien Collections	70,230.92	School Taxes in Municipal Budget	
Assessment of Taxes	4,405.00	Business Personalty Replacement Taxes	5,714.72	County Taxes .42 *	191,036.13
Collection of Taxes	4,216.13	Taxes from Public Utilities	83,510.00	County Library Taxes .03	12,272.75
Planning, Housing & Development	4,019.00	Other Miscellaneous Tax Revenues		Local Municipal Purpose Taxes .39	177,200.00
Human Resources		State Aid Revenues	12,730.85	Veteran & Senior Citizen Taxes	26,350.00
Elections	1,600.00	Federal Aid Revenues		Total Taxes for Rate Computation 2.06	959,572.08
General Administration (other)	66,023.45	State and Local Fiscal Assistance Act Utilized	19,769.00	Special District Taxes	
JUDICIARY		Sale of Acquired Property		Bank Corp. Taxes	674.73
Municipal Courts	6,950.00	Other Miscellaneous Revenues	73,271.15	Added and Omitted Taxes	
PUBLIC SAFETY		Total	1,120,732.78	Total Taxes Levied - ABSTRACT	933,896.81
Fire Protection	2,500.00	Prior Years Surplus Appropriated	68,000.00	Total Taxes Billed	933,222.08
Police Protection	73,759.84	REVENUES TOTAL	1,188,732.78	1983 TAXES COLLECTED	855,506.14
Civil Defense & Disaster Control	100.00	Reserve For Uncollected Taxes	83,679.35	1983 Taxes Cancelled, Abated or Adjusted	
Environmental Inspection & Control	3,927.66	CAPITAL OUTLAY TOTAL	97,062.41	Transfer to Tax Title Liens or Foreclosed	
Other Public Safety				Balance Outstanding Dec. 31, 1983	77,715.94
PUBLIC WORKS		Public Enterprises	70,228.65	PRIOR YEARS TAXES OUTSTANDING	
Streets and Drainage	37,554.17	Recreation—Culture		Balance January 1, 1983	70,165.74
Sewers and Sewage Processing	68,403.00	Public Works	22,668.40	Collected in 1983	64,171.86
Garbage and Trash Disposal	6,230.98	Buildings and Grounds	4,165.36	Cancelled, Abated or Adjusted 1983	
Public Buildings and Grounds	9,755.00	Library and Education		Transfers to Tax Title Liens or Foreclosed	5,993.88
Other Public Works		Conservation		Balance December 31, 1983	
HEALTH and WELFARE		All Other		TAX TITLE LIENS OUTSTANDING	
Health Services Except Environmental	220.00	CAPITAL DEBT AUTHORIZED, DECEMBER 31, 1983		Balance January 1, 1983	5,596.76
Welfare-Public Assistance	3,350.00	ISSUED AND UNISSUED		Transfer From Taxes	5,993.88
Hospitals, Clinics, First Aid		School	190,271	Redeemed in 1983	6,059.06
Animal, Insect, & Rodent Control	2,730.98	Self-liquidating	198,600	Cancelled, Abated or Adjusted (1983)	
Other Welfare Services		Other	330,763	Transfers to Foreclosed Property	
RECREATION and CONSERVATION		Total	719,634	Balance December 31, 1983	5,531.58
Beaches and Boardwalks	11,712.00	ISSUED AND OUTSTANDING		PROPERTY ACQUIRED BY DEED OR FORECLOSURE	
Parks, Playgrounds, Shade Trees	6,134.00	School	190,271.03	Balance January 1, 1983	
Land Reclamation & Conservation	10.00	Self-Liquidating		Transfers From Taxes or Liens	
Other Recreational Services	1,500.00	Other	315,763.37	Sale for Cash (1983)	
EDUCATION (excluding schools)		Total	506,034.40	Cancelled, Abated or Adjusted (1983)	
Libraries	10,129.00	EQUALIZED VALUATION BASIS		Balance December 31, 1983	
Other Educational Services		FOR NET DEBT COMPUTATION	40,343,894	CURRENT FINANCES DECEMBER 31, 1983	
STATUTORY EXPENDITURES		REAL PROPERTY VALUATIONS		ASSETS	
Pensions & F. I. C. A.	13,602.27	Code Class # of Parcels % VAL'N	ASSESSED VALUATION	Cash Dec. 31, 1983	349,257.06
Employee Fringe Benefits	3,044.82	1 Vacant Land 102 3.91	1,012,900.00	Taxes Receivable	77,715.94
Other Statutory Expenditures	2,439.00	2 Residential 663 86.08	22,305,800.00	Tax Title Liens	5,531.58
CETA And Other Public Employment Programs		3 Farm		Foreclosed Property	
MUNICIPAL FUNCTIONS		4a Commercial 28 9.74	2,523,400.00	Emergencies & Other Deferred Charges	15,312.94
CAPITAL IMPROVEMENTS		4b Industrial		State and Federal Aid Receivable	5,936.00
DEBT SERVICE		4c Apartments 1 .27	70,100.00	Other Receivables	10,353.49
Principal Payments	34,000.00	Total 794	25,912,200.00	Total	464,107.01
Interest Payments	22,559.00	Land Area .60 Sq. Miles		LIABILITIES, RESERVES, AND SURPLUS	
DEFERRED CHARGES		Net Valuation Taxable-Municipal	26,132,918	Cash Liabilities	258,974.48
SCHOOL, COUNTY, SPECIAL DISTRICT TAXES	756,022.08	Net Valuation Taxable-County	41,269,874	Reserves for Receivables	93,601.01
RESERVE FOR UNCOLLECTED TAXES	83,679.35	State Equalized Valuation	45,387,530	Surplus Dec. 31, 1983	111,531.52
EXPENDITURES		State Equalization Ratio	57.37	Total	464,107.01
TOTAL	1,270,466.73				

1511

Population 1980 25,644
 Population 1983 26,345
 S & P Rating
 Moody Rating BAA

General Tax Rate Per \$100. 4.19
 State Equalized Tax Rate 2.78

JACKSON TOWNSHIP - OCEAN COUNTY**Form of Government:****Township Committee****Number of Members on Governing Body - 5**

PER CAPITA:

Gross Debt 492.02
 Net Debt 214.78
 Debt Service 26.58
 Total Tax Levy 592.77
 Municipal Expenditures 311.07

PER CENT:

Gross Debt 2.67
 Net Debt 1.17
 Tax Levy Collected 91.80
 Tax Levy Cancelled, Abated or Adjusted .51

EXPENDITURES		REVENUES-REALIZED		1983 PROPERTY TAX	
GENERAL GOVERNMENT				STATE EQUALIZED TAX RATE	
Governing Body & Public Boards	1,465.00	1983 Property Taxes Collected		Local District School Taxes	1.58
Municipal Clerk		1983 Payments in Lieu of Taxes		Regional & Consolidated School Tax	
Financial Administration	70,853.00	Delinquent Tax & Lien Collections		School Taxes in Municipal Budget	
Assessment of Taxes	132,023.00	Business Personalty Replacement Taxes		County Taxes	.44 *
Collection of Taxes	151,193.00	Taxes from Public Utilities		County Library Taxes	.03
Planning, Housing & Development	77,851.00	Other Miscellaneous Tax Revenues		Local Municipal Purpose Taxes	.74
Human Resources	83,040.00	State Aid Revenues		Veteran & Senior Citizen Taxes	
Elections	3,435.00	Federal Aid Revenues		Total Taxes for Rate Computation	2.79
General Administration (other)	868,953.10	State and Local Fiscal Assistance Act Utilized		Special District Taxes	
JUDICIARY		Sale of Acquired Property		Bank Corp. Taxes	
Municipal Courts	59,411.00	Other Miscellaneous Revenues		Added and Omitted Taxes	
PUBLIC SAFETY		Total		Total Taxes Levied - ABSTRACT	
Fire Protection		Prior Years Surplus Appropriated		Total Taxes Billed	
Police Protection	1,890,296.00	REVENUES TOTAL		1983 TAXES COLLECTED	
Civil Defense & Disaster Control	1,903.00	Reserve For Uncollected Taxes		1983 Taxes Cancelled, Abated or Adjusted	
Environmental Inspection & Control	172,284.00	CAPITAL OUTLAY TOTAL		Transfer to Tax Title Liens or Foreclosed	
Other Public Safety				Balance Outstanding Dec. 31, 1983	
PUBLIC WORKS				PRIOR YEARS TAXES OUTSTANDING	
Streets and Drainage	304,179.04	Public Enterprises		Balance January 1, 1983	
Sewers and Sewage Processing	33,000.00	Recreation—Culture		Collected in 1983	
Garbage and Trash Disposal		Public Works		Cancelled, Abated or Adjusted 1983	
Public Buildings and Grounds	18,945.00	Buildings and Grounds		Transfers to Tax Title Liens or Foreclosed	
Other Public Works	797,547.00	Library and Education		Balance December 31, 1983	
HEALTH and WELFARE		Conservation		TAX TITLE LIENS OUTSTANDING	
Health Services Except Environmental	10,440.00	All Other		Balance January 1, 1983	
Welfare-Public Assistance	59,935.00	CAPITAL DEBT AUTHORIZED, DECEMBER 31, 1983		Transfer From Taxes	
Hospitals, Clinics, First Aid	17,500.00	ISSUED AND UNISSUED GROSS DEBT		Redeemed in 1983	
Animal, Insect, & Rodent Control	43,000.00	NET DEBT		Cancelled, Abated or Adjusted (1983)	
Other Welfare Services				Transfers to Foreclosed Property	
RECREATION and CONSERVATION				Balance December 31, 1983	
Beaches and Boardwalks				PROPERTY ACQUIRED BY DEED OR	
Parks, Playgrounds, Shade Trees	2,155.00			FORECLOSURE	
Land Reclamation & Conservation	2,680.00			Balance January 1, 1983	
Other Recreational Services	74,004.00			Transfers From Taxes or Liens	
EDUCATION (excluding schools)				Sale for Cash (1983)	
Libraries	25.00			Cancelled, Abated or Adjusted (1983)	
Other Educational Services	630.00			Balance December 31, 1983	
STATUTORY EXPENDITURES				CURRENT FINANCES DECEMBER 31, 1983	
Pensions & F. I. C. A.	520,136.25			ASSETS	
Employee Fringe Benefits	269,950.00			Cash Dec. 31, 1983	
Other Statutory Expenditures	20,000.00			Taxes Receivable	
CETA and Other Public Employment Programs				Tax Title Liens	
MUNICIPAL FUNCTIONS TOTAL	5,693,439.39			Foreclosed Property	
CAPITAL IMPROVEMENTS *MEMO*	40,000.00			Emergencies & Other Deferred Charges	
DEBT SERVICE				State and Federal Aid Receivable	
Principal Payments	226,222.92			Other Receivables	
Interest Payments	473,950.00			Total	
DEFERRED CHARGES				LIABILITIES, RESERVES, AND SURPLUS	
SCHOOL, COUNTY, SPECIAL DISTRICT TAXES	40,583.71			Cash Liabilities	
RESERVE FOR UNCOLLECTED TAXES	11,582,986.62			Reserves for Receivables	
EXPENDITURES TOTAL	19,778,182.64			Surplus Dec. 31, 1983	
				Total	

1208

Population 1980 4,114
 Population 1983 4,279
 S & P Rating
 Moody Rating

General Tax Rate Per \$100.
 3.01
 State Equalized Tax Rate
 2.87

JAMESBURG BOROUGH - MIDDLESEX CO.
Form of Government:
Borough Council
Number of Members on Governing Body - 6

PER CAPITA:
 Gross Debt 70.56
 Net Debt 70.56
 Debt Service 15.24
 Total Tax Levy 489.97
 Municipal Expenditures 245.80

PER CENT:
 Gross Debt .47
 Net Debt .47
 Tax Levy Collected 93.18
 Tax Levy Cancelled, Abated or Adjusted .17

EXPENDITURES		REVENUES-REALIZED		1983 PROPERTY TAX	
GENERAL GOVERNMENT				STATE EQUALIZED TAX RATE	
Governing Body & Public Boards		1983 Property Taxes Collected	1,954,211.42	Local District School Taxes 1.71	1,201,110.50
Municipal Clerk		1983 Payments in Lieu of Taxes	18,450.00	Regional & Consolidated School Tax	
Financial Administration	25,058.00	Delinquent Tax & Lien Collections	106,685.29	School Taxes in Municipal Budget	
Assessment of Taxes	8,588.00	Business Personalty Replacement Taxes	36,795.80	County Taxes .62	436,456.34
Collection of Taxes	13,172.00	Taxes from Public Utilities	214,417.00	County Library Taxes	
Planning, Housing & Development	23,900.00	Other Miscellaneous Tax Revenues	81,387.78	Local Municipal Purpose Taxes .53	368,790.17
Human Resources	700.00	State Aid Revenues	31,100.00	Veteran & Senior Citizen Taxes	38,200.00
Elections	1,500.00	Federal Aid Revenues	11,300.00	Total Taxes for Rate Computation 2.86	2,044,557.01
General Administration (other)	156,090.00	State and Local Fiscal Assistance Act Utilized	147,775.69	Special District Taxes	77,691.56
JUDICIARY		Sale of Acquired Property	130,000.00	Bank Corp. Taxes	4,281.73
Municipal Courts	8,690.00	Other Miscellaneous Revenues	2,602,122.98	Added and Omitted Taxes	8,256.22
PUBLIC SAFETY		Total	2,732,122.98	Total Taxes Levied - ABSTRACT	2,096,586.52
Fire Protection		Prior Years Surplus Appropriated	181,443.54	Total Taxes Billed	2,097,310.36
Police Protection	210,519.00	REVENUES TOTAL	191,553.00	1983 TAXES COLLECTED	1,954,211.42
Civil Defense & Disaster Control	100.00			1983 Taxes Cancelled, Abated or Adjusted	3,561.94
Environmental Inspection & Control	14,310.00			Transfer to Tax Title Liens or Foreclosed	7,098.84
Other Public Safety				Balance Outstanding Dec. 31, 1983	132,438.16
PUBLIC WORKS				PRIOR YEARS TAXES OUTSTANDING	
Streets and Drainage	67,237.00			Balance January 1, 1983	98,535.88
Sewers and Sewage Processing	62,185.00			Collected in 1983	96,206.42
Garbage and Trash Disposal	79,225.00			Cancelled, Abated or Adjusted 1983	1,763.58
Public Buildings and Grounds	2,400.00			Transfers to Tax Title Liens or Foreclosed	11.16
Other Public Works	15,000.00			Balance December 31, 1983	554.72
HEALTH and WELFARE				TAX TITLE LIENS OUTSTANDING	
Health Services Except Environmental	5,005.00			Balance January 1, 1983	26,625.99
Welfare-Public Assistance	4,539.00			Transfer From Taxes	7,141.36
Hospitals, Clinics, First Aid				Redeemed in 1983	10,478.87
Animal, Insect, & Rodent Control	4,090.00			Cancelled, Abated or Adjusted (1983)	
Other Welfare Services	150.00			Transfers to Foreclosed Property	
RECREATION and CONSERVATION				Balance December 31, 1983	23,288.48
Beaches and Boardwalks				PROPERTY ACQUIRED BY DEED OR	
Parks, Playgrounds, Shade Trees	200.00			FORECLOSURE	
Land Reclamation & Conservation	3,870.00			Balance January 1, 1983	112,000.00
Other Recreational Services	19,959.28			Transfers From Taxes or Liens	
EDUCATION (excluding schools)				Sale for Cash (1983)	
Libraries	22,186.00			Cancelled, Abated or Adjusted (1983)	90,500.00
Other Educational Services				Balance December 31, 1983	21,500.00
STATUTORY EXPENDITURES				CURRENT FINANCES DECEMBER 31, 1983	
Pensions & F. I. C. A.	45,174.00			ASSETS	
Employee Fringe Benefits				Cash Dec. 31, 1983	358,689.13
Other Statutory Expenditures	2,000.00			Taxes Receivable	132,992.88
CETA And Other Public Employment Programs				Tax Title Liens	23,288.48
MUNICIPAL FUNCTIONS				Foreclosed Property	21,500.00
CAPITAL IMPROVEMENTS				Emergencies & Other Deferred Charges	26,219.41
DEBT SERVICE				State and Federal Aid Receivable	
Principal Payments	51,000.00			Other Receivables	60,280.40
Interest Payments	14,192.50			Total	622,970.30
				LIABILITIES, RESERVES, AND SURPLUS	
DEFERRED CHARGES				Cash Liabilities	127,307.91
SCHOOL, COUNTY, SPECIAL DISTRICT TAXES	9,300.44			Reserves for Receivables	238,061.76
RESERVE FOR UNCOLLECTED TAXES	1,715,258.40			Surplus Dec. 31, 1983	257,600.63
EXPENDITURES				Total	622,970.30
TOTAL	2,767,042.16				

1414
Population 1980 16,413
Population 1983 16,478
S & P Rating
Moody Rating AAA

General Tax Rate Per \$100. 4.33
State Equalized Tax Rate 2.14

JEFFERSON TOWNSHIP - MORRIS COUNTY
Form of Government:
Mayor-Council Plan E (OMCL 50)
Number of Members on Governing Body - 5

PER CAPITA:
Gross Debt 573.31
Net Debt 296.49
Debt Service 25.54
Total Tax Levy 600.71
Municipal Expenditures 310.36
PER CENT:
Gross Debt 2.31
Net Debt 1.19
Tax Levy Collected 94.85
Tax Levy Cancelled, Abated or Adjusted .64

EXPENDITURES		REVENUES-REALIZED		1983 PROPERTY TAX	
GENERAL GOVERNMENT				STATE EQUALIZED TAX RATE	
Governing Body & Public Boards	91,317.00	1983 Property Taxes Collected 9,386,371.62		Local District School Taxes 1.41	6,156,180.10
Municipal Clerk		1983 Payments in Lieu of Taxes 431,938.02		Regional & Consolidated School Tax	
Financial Administration	211,069.00	Delinquent Tax & Lien Collections 63,152.56		School Taxes in Municipal Budget	
Assessment of Taxes	37,679.17	Business Personalty Replacement Taxes 1,682,706.00		County Taxes .37	1,603,415.90
Collection of Taxes	77,732.00	Other Miscellaneous Tax Revenues 140,430.31		County Library Taxes .01	60,353.36
Planning, Housing & Development	42,705.00	State Aid Revenues 163,239.47		Local Municipal Purpose Taxes .36	1,561,000.00
Human Resources	9,850.00	State and Local Fiscal Assistance Act Utilized 27,174.00		Veteran & Senior Citizen Taxes	146,350.00
Elections		Sale of Acquired Property 462,057.48		Total Taxes for Rate Computation 2.15	9,527,299.36
General Administration (other)	422,772.00	Other Miscellaneous Revenues Total 12,357,069.46		Special District Taxes	443,160.00
JUDICIARY	40,186.00	Prior Years Surplus Appropriated 630,000.00		Bank Corp. Taxes	15,497.69
Municipal Courts		REVENUES TOTAL 12,987,069.46		Added and Omitted Taxes	58,856.21
PUBLIC SAFETY	206,381.00	Reserve For Uncollected Taxes 648,000.00		Total Taxes Levied - ABSTRACT	9,898,463.26
Fire Protection	1,067,615.93	CAPITAL OUTLAY TOTAL 810,881.79		Total Taxes Billed	9,896,352.17
Police Protection	7,750.00	Public Enterprises 724,105.21		1983 TAXES COLLECTED	9,386,371.62
Civil Defense & Disaster Control	60,259.83	Recreation—Culture 37,312.82		1983 Taxes Cancelled, Abated or Adjusted	63,675.88
Environmental Inspection & Control		Public Works 48,154.00		Transfer to Tax Title Liens or Foreclosed	76,244.04
Other Public Safety		Buildings and Grounds 1,309.76		Balance Outstanding Dec. 31, 1983	370,060.63
PUBLIC WORKS	920,613.00	Library and Education		PRIOR YEARS TAXES OUTSTANDING	
Streets and Drainage		Conservation		Balance January 1, 1983	401,162.47
Sewers and Sewage Processing		All Other		Collected in 1983	375,336.53
Garbage and Trash Disposal	108,279.00	CAPITAL DEBT AUTHORIZED, DECEMBER 31, 1983		Cancelled, Abated or Adjusted 1983	6,165.27
Public Buildings and Grounds		ISSUED AND UNISSUED GROSS DEBT NET DEBT		Transfers to Tax Title Liens or Foreclosed	19,387.98
Other Public Works		School 3,321,000		Balance December 31, 1983	272.69
HEALTH and WELFARE	151,514.00	Self-liquidating 2,850,000		TAX TITLE LIENS OUTSTANDING	
Health Services Except Environmental	5,000.00	Other 3,276,000		Balance January 1, 1983	443,659.98
Welfare-Public Assistance		Total 9,447,000		Transfer From Taxes	100,415.61
Hospitals, Clinics, First Aid	17,464.00	ISSUED AND OUTSTANDING		Redeemed in 1983	56,601.49
Animal, Insect, & Rodent Control	15,610.00	School 3,321,000.00		Cancelled, Abated or Adjusted (1983)	
Other Welfare Services		Self-liquidating 2,850,000.00		Transfers to Foreclosed Property	
RECREATION and CONSERVATION	30,000.00	Other 250,000.00		Balance December 31, 1983	487,474.10
Beaches and Boardwalks	1,430.00	Total 6,421,000.00		PROPERTY ACQUIRED BY DEED OR FORECLOSURE	
Land Reclamation & Conservation	75,607.00	EQUALIZED VALUATION BASIS FOR NET DEBT COMPUTATION 409,394,276		Balance January 1, 1983	633,100.00
Other Recreational Services		REAL PROPERTY VALUATIONS		Transfers From Taxes or Liens	
EDUCATION (excluding schools)	49,000.00	Code Class # of Parcels % VAL'N ASSESSED VALUATION		Sale for Cash (1983)	8,500.00
Libraries	950.00	1 Vacant Land 1954 9.11 19,511,240.00		Cancelled, Abated or Adjusted (1983)	20,000.00
Other Educational Services		2 Residential 5651 83.09 177,884,900.00		Balance December 31, 1983	604,600.00
STATUTORY EXPENDITURES	321,500.00	3 Farm 10 .05 107,700.00		CURRENT FINANCES DECEMBER 31, 1983	
Pensions & F. I. C. A.		4a Commercial 161 6.75 14,445,800.00		ASSETS	
Employee Fringe Benefits		4b Industrial 9 .40 866,100.00		Cash Dec. 31, 1983	1,277,493.76
Other Statutory Expenditures		4c Apartments 7 .59 1,263,500.00		Taxes Receivable	370,333.32
CETA And Other Public Employment Programs	3,972,283.93	Total 7792 214,079,240.00		Tax Title Liens	487,474.10
MUNICIPAL FUNCTIONS TOTAL	25,000.00	Land Area 41.20 Sq. Miles		Foreclosed Property	604,600.00
CAPITAL IMPROVEMENTS *MEMO*		Net Valuation Taxable-Municipal 216,735,145		Emergencies & Other Deferred Charges	175,857.00
DEBT SERVICE	50,425.00	Net Valuation Taxable-County 446,852,888		State and Federal Aid Receivable	10,187.00
Principal Payments	370,424.73	State Equalized Valuation 434,964,611		Other Receivables	16,974.68
Interest Payments		State Equalization Ratio 49.52		Total	2,942,919.86
DEFERRED CHARGES	73,042.05			LIABILITIES, RESERVES, AND SURPLUS	
SCHOOL, COUNTY, SPECIAL DISTRICT TAXES	8,263,109.36			Cash Liabilities	440,880.68
RESERVE FOR UNCOLLECTED TAXES	648,000.00			Reserves for Receivables	1,474,382.10
EXPENDITURES TOTAL	13,377,285.07			Surplus Dec. 31, 1983	1,027,657.08
				Total	2,942,919.86

0906

Population 1980 223,532

Population 1983 223,141

S & P Rating BBB+

Moody Rating BAA1

General Tax Rate Per \$100.

13.60

State Equalized Tax Rate

6.04

JERSEY CITY CITY - HUDSON COUNTY**Form of Government:****Mayor-Council Plan C (OMCL 50)****Number of Members on Governing Body - 9****PER CAPITA:**

Gross Debt

845.93

Net Debt

232.26

Debt Service

60.52

Total Tax Levy

470.06

Municipal Expenditures

688.76

PER CENT:

Gross Debt

12.17

Net Debt

3.34

Tax Levy Collected

89.88

Tax Levy Cancelled, Abated
or Adjusted

1.23

EXPENDITURES		REVENUES-REALIZED		1983 PROPERTY TAX	
GENERAL GOVERNMENT				STATE EQUALIZED TAX RATE	
Governing Body & Public Boards	878,831.00	1983 Property Taxes Collected	93,972,989.33	Local District School Taxes	1.67
Municipal Clerk	264,950.00	1983 Payments in Lieu of Taxes	2,363,842.15	Regional & Consolidated School Tax	
Financial Administration	2,278,282.00	Delinquent Tax & Lien Collections	6,709,863.74	School Taxes in Municipal Budget	.04
Assessment of Taxes	604,629.00	Business Personalty Replacement Taxes	6,976,295.87	County Taxes	1.18
Collection of Taxes	410,334.00	Taxes from Public Utilities	30,926,178.00	County Library Taxes	
Planning, Housing & Development	921,557.00	Other Miscellaneous Tax Revenues	648,691.54	Local Municipal Purpose Taxes	3.16
Human Resources	4,632,007.00	State Aid Revenues	24,391,834.56	Veteran & Senior Citizen Taxes	
Elections	231,325.00	Federal Aid Revenues		Total Taxes for Rate Computation	6.05
General Administration (other)	7,412,664.87	State and Local Fiscal Assistance Act Utilized	4,406,893.74	Special District Taxes	
JUDICIARY		Sale of Acquired Property	914,585.69	Bank Corp. Taxes	
Municipal Courts	1,518,672.00	Other Miscellaneous Revenues	20,647,511.90	Added and Omitted Taxes	
PUBLIC SAFETY		Total	191,960,686.52	Total Taxes Levied - ABSTRACT	104,890,190.35
Fire Protection	22,848,805.74	Prior Years Surplus Appropriated	6,087,856.00	Total Taxes Billed	104,558,043.78
Police Protection	25,638,674.00	REVENUES TOTAL	198,068,542.52	1983 TAXES COLLECTED	93,972,989.33
Civil Defense & Disaster Control	46,471.00	Reserve For Uncollected Taxes	12,203,505.00	1983 Taxes Cancelled, Abated or Adjusted	1,284,892.45
Environmental Inspection & Control	471,766.00	CAPITAL OUTLAY TOTAL	8,650,004.11	Transfer to Tax Title Liens or Foreclosed	3,307,135.52
Other Public Safety	84,366.00			Balance Outstanding Dec. 31, 1983	5,993,026.48
PUBLIC WORKS		Public Enterprises	1,679,601.69	PRIOR YEARS TAXES OUTSTANDING	
Streets and Drainage	7,522,325.10	Recreation--Culture	1,055,621.10	Balance January 1, 1983	20,105,389.83
Sewers and Sewage Processing	1,057,047.00	Public Works	1,666,741.62	Collected in 1983	4,596,538.43
Garbage and Trash Disposal	8,116,232.00	Buildings and Grounds	2,380,832.71	Cancelled, Abated or Adjusted 1983	4,063,618.21
Public Buildings and Grounds		Library and Education	1,867,200.99	Transfers to Tax Title Liens or Foreclosed	994,265.01
Other Public Works	1,944,207.00	Conservation		Balance December 31, 1983	10,450,968.18
HEALTH and WELFARE		All Other		TAX TITLE LIENS OUTSTANDING	
Health Services Except Environmental	4,064,321.71	CAPITAL DEBT AUTHORIZED, DECEMBER 31, 1983		Balance January 1, 1983	16,679,016.30
Welfare-Public Assistance	2,238,837.00	ISSUED AND UNISSUED		Transfer From Taxes	4,301,400.53
Hospitals, Clinics, First Aid	4,686,303.00	School	68,081,844	Redeemed in 1983	2,113,325.31
Animal, Insect, & Rodent Control	146,425.00	Self-liquidating	46,992,000	Cancelled, Abated or Adjusted (1983)	
Other Welfare Services	610,200.00	Other	73,688,205	Transfers to Foreclosed Property	690,436.81
RECREATION and CONSERVATION		Total	188,762,049	Balance December 31, 1983	18,176,654.77
Beaches and Boardwalks		ISSUED AND OUTSTANDING		PROPERTY ACQUIRED BY DEED OR FORECLOSURE	
Parks, Playgrounds, Shade Trees		School	39,578,800.00	Balance January 1, 1983	17,220,696.00
Land Reclamation & Conservation		Self-liquidating	40,535,500.00	Transfers From Taxes or Liens	690,436.81
Other Recreational Services	16,000.00	Other	65,900,000.00	Sale for Cash (1983)	2,167,390.00
EDUCATION (excluding schools)		Total	146,014,300.00	Cancelled, Abated or Adjusted (1983)	457,246.81
Libraries	2,983,571.00	EQUALIZED VALUATION BASIS		Balance December 31, 1983	15,292,496.00
Other Educational Services	28,500.00	FOR NET DEBT COMPUTATION	1,551,549,110	CURRENT FINANCES DECEMBER 31, 1983	
STATUTORY EXPENDITURES		REAL PROPERTY VALUATIONS		ASSETS	
Pensions & F. I. C. A.	15,236,726.00	Code Class # of Parcels % VAL'N	ASSESSED VALUATION	Cash Dec. 31, 1983	35,062,002.62
Employee Fringe Benefits	6,873,448.00	1 Vacant Land 3738 4.74	34,913,500.00	Taxes Receivable	16,443,994.66
Other Statutory Expenditures	440,000.00	2 Residential 24112 43.69	321,575,263.00	Tax Title Liens	18,176,654.77
CETA And Other Public Employment Programs		3 Farm		Foreclosed Property	15,292,496.00
MUNICIPAL FUNCTIONS TOTAL	124,207,537.42	4a Commercial 3746 18.51	136,217,300.00	Emergencies & Other Deferred Charges	2,560.47
CAPITAL IMPROVEMENTS *MEMO*	5,000.00	4b Industrial 1272 20.34	149,720,100.00	State and Federal Aid Receivable	324,137.17
DEBT SERVICE		4c Apartments 2147 12.73	93,672,600.00	Other Receivables	7,946,696.65
Principal Payments	9,104,999.39	Total 35015	736,098,763.00	Total	93,248,542.34
Interest Payments	4,400,119.83	Land Area 14.65 Sq. Miles		LIABILITIES, RESERVES, AND SURPLUS	
TYPE I SCHL DEBT *MEMO		Net Valuation Taxable-Municipal	706,143,763	Cash Liabilities	22,279,684.20
DEFERRED CHARGES		Net Valuation Taxable-County	1,715,110,359	Reserves for Receivables	36,808,665.69
SCHOOL, COUNTY, SPECIAL DISTRICT TAXES	49,726,021.73	State Equalized Valuation	1,706,406,508	Surplus Dec. 31, 1983	14,160,192.37
RESERVE FOR UNCOLLECTED TAXES	12,203,505.00	State Equalization Ratio	44.43	Total	93,248,542.34
EXPENDITURES TOTAL	203,419,124.09				

1981 3000

* ABOVE DEBT SERVICE INCLUDES TYPE I SCHOOL DEBT

308

*Includes County Health Service Taxes or County Vocational School Taxes. See Table 13.

1321

Population 1980 10,613
 Population 1983 10,620
 S & P Rating
 Moody Rating BAA

General Tax Rate Per \$100. 4.04
 State Equalized Tax Rate 3.43

KEANSBURG BOROUGH - MONMOUTH CO.

Form of Government:

Council-Manager Plan B (OMCL 50)

Number of Members on Governing Body - 5

PER CAPITA:

Gross Debt 439.08
 Net Debt 289.55
 Debt Service 26.83
 Total Tax Levy 414.38
 Municipal Expenditures 328.65

PER CENT:

Gross Debt 4.00
 Net Debt 2.64
 Tax Levy Collected 88.22
 Tax Levy Cancelled, Abated or Adjusted

EXPENDITURES		REVENUES-REALIZED		1983 PROPERTY TAX	
GENERAL GOVERNMENT				STATE EQUALIZED TAX RATE 1.50	
Governing Body & Public Boards	11,750.00	1983 Property Taxes Collected 3,870,629.60		Local District School Taxes	1,917,089.80
Municipal Clerk	33,066.00	1983 Payments in Lieu of Taxes 30,231.00		Regional & Consolidated School Tax	
Financial Administration	70,289.00	Delinquent Tax & Lien Collections 349,337.97		School Taxes in Municipal Budget	
Assessment of Taxes	12,911.00	Business Personalty Replacement Taxes 61,827.16		County Taxes .49	628,099.91
Collection of Taxes	45,906.00	Taxes from Public Utilities 357,278.66		County Library Taxes .02	23,728.46
Planning, Housing & Development	1,880.00	Other Miscellaneous Tax Revenues 572.56		Local Municipal Purpose Taxes 1.41	1,805,365.76
Human Resources	133,852.00	State Aid Revenues 360,832.45		Veteran & Senior Citizen Taxes	100,750.00
Elections	5,865.00	Federal Aid Revenues 171,594.37		Total Taxes for Rate Computation 3.42	4,475,033.95
General Administration (other)	294,902.00	State and Local Fiscal Assistance Act Utilized 472,786.57		Special District Taxes	
JUDICIARY		Sale of Acquired Property 5,675,090.34		Bank Corp. Taxes	13,489.91
Municipal Courts	45,520.00	Other Miscellaneous Revenues Total 5,675,090.34		Added and Omitted Taxes	12,954.88
PUBLIC SAFETY		Prior Years Surplus Appropriated REVENUES TOTAL 5,675,090.34		Total Taxes Levied - ABSTRACT	4,400,726.74
Fire Protection	61,640.00	Reserve For Uncollected Taxes 510,940.86		Total Taxes Billed	4,387,238.83
Police Protection	63,250.00	CAPITAL OUTLAY TOTAL 319,152.53		1983 TAXES COLLECTED	3,870,629.60
Civil Defense & Disaster Control	2,000.00	Public Enterprises		1983 Taxes Cancelled, Abated or Adjusted	
Environmental Inspection & Control	28,223.00	Recreation—Culture		Transfer to Tax Title Liens or Foreclosed	90,345.70
Other Public Safety		Public Works 317,979.42		Balance Outstanding Dec. 31, 1983	426,263.53
PUBLIC WORKS		Buildings and Grounds 1,173.11		PRIOR YEARS TAXES OUTSTANDING	
Streets and Drainage	997,131.00	Library and Education		Balance January 1, 1983	313,078.75
Sewers and Sewage Processing	29,000.00	Conservation		Collected in 1983	301,011.29
Garbage and Trash Disposal		All Other		Cancelled, Abated or Adjusted 1983	
Public Buildings and Grounds	191,014.00	CAPITAL DEBT AUTHORIZED, DECEMBER 31, 1983		Transfers to Tax Title Liens or Foreclosed	10,206.53
Other Public Works	10,330.00	ISSUED AND UNISSUED GROSS DEBT NET DEBT		Balance December 31, 1983	1,860.93
HEALTH and WELFARE		School 1,071,000		TAX TITLE LIENS OUTSTANDING	
Health Services Except Environmental	47,973.00	Self-liquidating 396,000		Balance January 1, 1983	197,920.04
Welfare-Public Assistance	16,000.00	Other 3,196,008		Transfer From Taxes	102,132.71
Hospitals, Clinics, First Aid		Total 4,663,008		Redeemed in 1983	48,326.68
Animal, Insect, & Rodent Control		ISSUED AND OUTSTANDING		Cancelled, Abated or Adjusted (1983)	
Other Welfare Services	6,143.00	School 1,071,000.00		Transfers to Foreclosed Property	
RECREATION and CONSERVATION		Self-Liquidating 396,000.00		Balance December 31, 1983	251,726.07
Beaches and Boardwalks	90,027.00	Other 1,577,000.00		PROPERTY ACQUIRED BY DEED OR FORECLOSURE	
Parks, Playgrounds, Shade Trees	30,050.00	Total 3,044,000.00		Balance January 1, 1983	470,550.00
Land Reclamation & Conservation		EQUALIZED VALUATION BASIS FOR NET DEBT COMPUTATION 116,500,372		Transfers From Taxes or Liens	
Other Recreational Services	500.00	REAL PROPERTY VALUATIONS		Sale for Cash (1983)	
EDUCATION (excluding schools)		Code Class # of Parcels % VAL'N ASSESSED VALUATION		Cancelled, Abated or Adjusted (1983)	
Libraries	8,905.00	1 Vacant Land 211 6.84 1,765,950.00		Balance December 31, 1983	470,550.00
Other Educational Services		2 Residential 2,677 86.71 86,488,460.00		CURRENT FINANCES DECEMBER 31, 1983	
STATUTORY EXPENDITURES		3 Farm 13,544,600.00		ASSETS	
Pensions & F. I. C. A.	226,000.00	4a Commercial 134 4.34 310,900.00		Cash Dec. 31, 1983	769,718.03
Employee Fringe Benefits	131,000.00	4b Industrial 3 .10 5,441,200.00		Taxes Receivable	428,124.46
Other Statutory Expenditures	8,500.00	4c Apartments 62 2.01 107,551,110.00		Tax Title Liens	251,726.07
CETA And Other Public Employment Programs		Total 3,087		Foreclosed Property	470,550.00
MUNICIPAL FUNCTIONS TOTAL 2,629,633.00		Land Area .95 Sq. Miles		Emergencies & Other Deferred Charges	59,000.00
CAPITAL IMPROVEMENTS *MEMO* 74,000.00		Net Valuation Taxable-Municipal 108,383,863		State and Federal Aid Receivable	
DEBT SERVICE		Net Valuation Taxable-County 116,668,316		Other Receivables	114,748.40
Principal Payments 80,000.00		State Equalized Valuation 127,587,155		Total	2,093,866.96
Interest Payments 204,947.06		State Equalization Ratio 84.85		LIABILITIES, RESERVES, AND SURPLUS	
DEFERRED CHARGES 64,743.26				Cash Liabilities	821,786.60
SCHOOL, COUNTY, SPECIAL DISTRICT TAXES 2,568,918.17				Reserves for Receivables	1,222,880.02
RESERVE FOR UNCOLLECTED TAXES 510,940.86				Surplus Dec. 31, 1983	49,200.34
EXPENDITURES TOTAL 6,059,182.35				Total	2,093,866.96

Population 1980	35,735
Population 1983	35,609
S & P Rating	
Moody Rating	A1

General Tax Rate Per \$100.	6.87
State Equalized Tax Rate	2.78

Number of Members on Governing Body – 9

Gross Debt	691.31
Net Debt	528.23
Debt Service	77.40
Total Tax Levy	628.44
Municipal Expenditures	656.72

Gross Debt	3.21
Net Debt	2.45
Tax Levy Collected	95.39
Tax Levy Cancelled, Abated or Adjusted	1.99

EXPENDITURES		REVENUES-REALIZED		1983 PROPERTY TAXES	
GENERAL GOVERNMENT				STATE EQUALIZED TAX RATE	
Governing Body & Public Boards		1983 Property Taxes Collected	21,609,435.09	Local District School Taxes	1.57
Municipal Clerk		1983 Payments in Lieu of Taxes		Regional & Consolidated School Tax	
Financial Administration	196,754.00	Delinquent Tax & Lien Collections	494,076.34	School Taxes in Municipal Budget	.06
Assessment of Taxes	80,472.00	Business Personalty Replacement Taxes	2,268,536.56	County Taxes	1.14 *
Collection of Taxes	161,791.00	Taxes from Public Utilities	15,894,509.00	County Library Taxes	
Planning, Housing & Development	35,625.00	Other Miscellaneous Tax Revenues	539,144.00	Local Municipal Purpose Taxes	
Human Resources	282,966.00	State Aid Revenues	606,057.83	Veteran & Senior Citizen Taxes	
Elections	15,960.00	Federal Aid Revenues		Total Taxes for Rate Computation	2.77
General Administration (other)	761,971.00	State and Local Fiscal Assistance Act Utilized	261,662.00	Special District Taxes	
JUDICIARY		Sale of Acquired Property		Bank Corp. Taxes	
Municipal Courts	110,596.00	Other Miscellaneous Revenues	3,649,127.21	Added and Omitted Taxes	
PUBLIC SAFETY		Total	45,322,548.03	Total Taxes Levied - ABSTRACT	
Fire Protection	4,132,300.00	Prior Years Surplus Appropriated		Total Taxes Billed	
Police Protection	4,123,486.00	REVENUES	45,322,548.03	1983 TAXES COLLECTED	
Civil Defense & Disaster Control	10,975.00	Reserve For Uncollected Taxes	618,255.47	1983 Taxes Cancelled, Abated or Adjusted	
Environmental Inspection & Control	177,644.00	CAPITAL OUTLAY	1,163,261.38	Transfer to Tax Title Liens or Foreclosed	
Other Public Safety		TOTAL		Balance Outstanding Dec. 31, 1983	
PUBLIC WORKS		Public Enterprises	39,845.89	PRIOR YEARS TAXES OUTSTANDING	
Streets and Drainage	858,500.00	Recreation—Culture		Balance January 1, 1983	
Sewers and Sewage Processing	1,860,727.02	Public Works	1,068,975.80	Collected in 1983	
Garbage and Trash Disposal	616,600.00	Buildings and Grounds	54,439.69	Cancelled, Abated or Adjusted 1983	
Public Buildings and Grounds	203,973.00	Library and Education		Transfers to Tax Title Liens or Foreclosed	
Other Public Works	36,000.00	Conservation		Balance December 31, 1983	
HEALTH and WELFARE		All Other		TAX TITLE LIENS OUTSTANDING	
Health Services Except Environmental	458,235.00	CAPITAL DEBT AUTHORIZED, DECEMBER 31, 1983		Balance January 1, 1983	
Welfare-Public Assistance	127,573.00	ISSUED AND UNISSUED		Transfer From Taxes	
Hospitals, Clinics, First Aid		GROSS DEBT		Redeemed in 1983	
Animal, Insect, & Rodent Control		School	4,876,000	Cancelled, Abated or Adjusted (1983)	
Other Welfare Services	55,717.00	Self-liquidating	930,924	Transfers to Foreclosed Property	
RECREATION and CONSERVATION		Other	18,809,907	Balance December 31, 1983	
Beaches and Boardwalks		Total	24,616,831	PROPERTY ACQUIRED BY DEED OR	
Parks, Playgrounds, Shade Trees	286,074.00	ISSUED AND OUTSTANDING		FORECLOSURE	
Land Reclamation & Conservation	1,500.00	School	4,875,000.00	Balance January 1, 1983	
Other Recreational Services	392,307.00	Self-Liquidating	925,000.00	Transfers From Taxes or Liens	
EDUCATION (excluding schools)		Other	11,995,000.00	Sale for Cash (1983)	
Libraries	308,578.00	Total	17,795,000.00	Cancelled, Abated or Adjusted (1983)	
Other Educational Services	4,250.00	EQUALIZED VALUATION BASIS		Balance December 31, 1983	
STATUTORY EXPENDITURES		FOR NET DEBT COMPUTATION		CURRENT FINANCES DECEMBER 31, 1983	
Pensions & F. I. C. A.	2,147,054.20	REAL PROPERTY VALUATIONS		ASSETS	
Employee Fringe Benefits	928,000.00	Code		Cash Dec. 31, 1983	
Other Statutory Expenditures	5,000.00	Class		Taxes Receivable	
CETA And Other Public Employment Programs		# of Parcels		Tax Title Liens	
MUNICIPAL FUNCTIONS		% VAL'N		Foreclosed Property	
TOTAL	18,380,628.22	1 Vacant Land	384 2.53	Emergencies & Other Deferred Charges	
CAPITAL IMPROVEMENTS		2 Residential	6767 45.94	State and Federal Aid Receivable	
MEMO	183,570.00	3 Farm		Other Receivables	
DEBT SERVICE		4a Commercial	593 14.39	Total	
Principal Payments	1,265,000.00	4b Industrial	214 34.25	LIABILITIES, RESERVES, AND SURPLUS	
Interest Payments	1,490,977.55	4c Apartments	103 2.89	Cash Liabilities	
TYPE 1 SCHL DEBT *MEMO	642,077.75	Total	8061	Reserves for Receivables	
DEFERRED CHARGES	1,630,320.90	Land Area	9.30 Sq. Miles	Surplus Dec. 31, 1983	
SCHOOL COUNTY, SPECIAL DISTRICT TAXES	22,247,888.73	Net Valuation Taxable-Municipal	324,001,293	Total	
RESERVE FOR UNCOLLECTED TAXES	618,255.47	Net Valuation Taxable-County	809,784,004		
EXPENDITURES		State Equalized Valuation	798,143,863		
TOTAL	45,633,070.67	State Equalization Ratio	40.45		

2008
Population 1980 8,221
Population 1983 8,201
S & P Rating
Moody Rating

General Tax Rate Per \$100. 3.27
State Equalized Tax Rate 1.92

KENILWORTH BOROUGH – UNION COUNTY
Form of Government:
Borough Council
Number of Members on Governing Body – 6

PER CAPITA:
Gross Debt 397.66
Net Debt 259.27
Debt Service 19.86
Total Tax Levy 762.20
Municipal Expenditures 315.44

PER CENT:
Gross Debt 1.12
Net Debt .73
Tax Levy Collected 97.38
Tax Levy Cancelled, Abated or Adjusted

EXPENDITURES		REVENUES-REALIZED		1983 PROPERTY TAX	
GENERAL GOVERNMENT				STATE EQUALIZED TAX RATE	
Governing Body & Public Boards		1983 Property Taxes Collected	6,079,109.60	Local District School Taxes .62	1,984,640.00
Municipal Clerk		1983 Payments in Lieu of Taxes	100,332.78	Regional & Consolidated School Tax .60	1,934,078.32
Financial Administration	13,670.00	Delinquent Tax & Lien Collections	451,695.40	School Taxes in Municipal Budget	
Assessment of Taxes	46,670.00	Business Personalty Replacement Taxes	729,699.00	County Taxes .50	1,593,690.48
Collection of Taxes	6,700.00	Taxes from Public Utilities		County Library Taxes	
Planning, Housing & Development		Other Miscellaneous Tax Revenues	62,897.41	Local Municipal Purpose Taxes .19	616,304.70
Human Resources		State Aid Revenues		Veteran & Senior Citizen Taxes	126,600.00
Elections	181,715.00	Federal Aid Revenues	49,785.59	Total Taxes for Rate Computation 1.91	6,255,313.50
General Administration (other)		State and Local Fiscal Assistance Act Utilized		Special District Taxes	
JUDICIARY	22,005.00	Sale of Acquired Property	462,189.21	Bank Corp. Taxes	25,378.45
PUBLIC SAFETY		Other Miscellaneous Revenues	7,935,708.99	Added and Omitted Taxes	96,678.39
Fire Protection	113,360.00	Total	550,000.00	Total Taxes Levied - ABSTRACT	6,250,770.34
Police Protection	643,699.00	Prior Years Surplus Appropriated	8,485,708.99	Total Taxes Billed	6,242,818.95
Civil Defense & Disaster Control	2,800.00	REVENUES TOTAL	194,091.03	1983 TAXES COLLECTED	6,079,109.60
Environmental Inspection & Control	15,975.00	Reserve For Uncollected Taxes	201,138.40	1983 Taxes Cancelled, Abated or Adjusted	905.79
Other Public Safety		CAPITAL OUTLAY TOTAL		Transfer to Tax Title Liens or Foreclosed Balance Outstanding Dec. 31, 1983	162,803.56
PUBLIC WORKS				PRIOR YEARS TAXES OUTSTANDING	
Streets and Drainage	285,265.00	Public Enterprises		Balance January 1, 1983	100,235.43
Sewers and Sewage Processing	204,965.00	Recreation—Culture	130.58	Collected in 1983	100,235.43
Garbage and Trash Disposal	165,195.00	Public Works	93,996.67	Cancelled, Abated or Adjusted 1983	
Public Buildings and Grounds	35,100.00	Buildings and Grounds	107,011.15	Transfers to Tax Title Liens or Foreclosed Balance December 31, 1983	
Other Public Works	23,997.00	Library and Education		TAX TITLE LIENS OUTSTANDING	
HEALTH and WELFARE		Conservation		Balance January 1, 1983	9,505.48
Health Services Except Environmental	50,026.00	All Other		Transfer From Taxes	905.79
Welfare-Public Assistance	4,480.00			Redeemed in 1983	97.35
Hospitals, Clinics, First Aid				Cancelled, Abated or Adjusted (1983)	
Animal, Insect, & Rodent Control	6,000.00			Transfers to Foreclosed Property	
Other Welfare Services				Balance December 31, 1983	10,313.92
RECREATION and CONSERVATION				PROPERTY ACQUIRED BY DEED OR FORECLOSURE	
Beaches and Boardwalks	26,650.00			Balance January 1, 1983	22,150.00
Parks, Playgrounds, Shade Trees				Transfers From Taxes or Liens	
Land Reclamation & Conservation	1,450.00			Sale for Cash (1983)	
Other Recreational Services				Cancelled, Abated or Adjusted (1983)	
EDUCATION (excluding schools)				Balance December 31, 1983	22,150.00
Libraries	65,000.00			CURRENT FINANCES DECEMBER 31, 1983	
Other Educational Services				ASSETS	
STATUTORY EXPENDITURES				Cash Dec. 31, 1983	2,820,029.81
Pensions & F. I. C. A.	188,471.00			Taxes Receivable	162,803.56
Employee Fringe Benefits	96,100.00			Tax Title Liens	10,313.92
Other Statutory Expenditures	10,000.00			Foreclosed Property	22,150.00
CETA And Other Public Employment Programs				Emergencies & Other Deferred Charges	11,000.00
MUNICIPAL FUNCTIONS				State and Federal Aid Receivable	
CAPITAL IMPROVEMENTS				Other Receivables	5,447.52
DEBT SERVICE				Total	3,031,744.81
Principal Payments	90,000.00			LIABILITIES, RESERVES, AND SURPLUS	
Interest Payments	72,877.28			Cash Liabilities	2,050,075.29
DEFERRED CHARGES				Reserves for Receivables	200,715.00
SCHOOL, COUNTY, SPECIAL DISTRICT TAXES				Surplus Dec. 31, 1983	780,954.52
RESERVE FOR UNCOLLECTED TAXES				Total	3,031,744.81
EXPENDITURES TOTAL					

1322
Population 1980 7,413
Population 1983 7,411
S & P Rating
Moody Rating A

General Tax Rate Per \$100. 4.51
State Equalized Tax Rate 2.68

KEYPORT BOROUGH - MONMOUTH CO.
Form of Government:
Borough Council
Number of Members on Governing Body - 6

PER CAPITA:
Gross Debt 488.54
Net Debt 144.59
Debt Service 19.70
Total Tax Levy 472.90
Municipal Expenditures 312.85
PER CENT:
Gross Debt 3.19
Net Debt .94
Tax Levy Collected 92.81
Tax Levy Cancelled, Abated or Adjusted .90

EXPENDITURES		REVENUES-REALIZED		1983 PROPERTY TAX	
GENERAL GOVERNMENT		1983 Property Taxes Collected		STATE EQUALIZED TAX RATE	
Governing Body & Public Boards	3,000.00	3,241,291.39		Local District School Taxes	1.52
Municipal Clerk		142,829.63		Regional & Consolidated School Tax	
Financial Administration	54,500.00	277,613.65		School Taxes in Municipal Budget	
Assessment of Taxes	77,020.00	100,634.04		County Taxes	.51
Collection of Taxes	36,850.00	331,114.00		County Library Taxes	
Planning, Housing & Development	9,850.00	99,483.72		Local Municipal Purpose Taxes	.66
Human Resources		109,745.70		Veteran & Senior Citizen Taxes	
Elections	2,000.00	228,173.51		Total Taxes for Rate Computation	2.69
General Administration (other)	175,025.00	4,530,886.24		Special District Taxes	
JUDICIARY		250,000.00		Bank Corp. Taxes	12,862.93
Municipal Courts	27,000.00	4,780,886.24		Added and Omitted Taxes	10,313.39
PUBLIC SAFETY		348,290.34		Total Taxes Levied - ABSTRACT	3,504,639.55
Fire Protection	51,200.00	128,837.84		Total Taxes Billed	3,492,435.49
Police Protection	566,600.00	26,772.81		1983 TAXES COLLECTED	3,241,291.39
Civil Defense & Disaster Control	2,850.00	102,065.03		1983 Taxes Cancelled, Abated or Adjusted	31,482.49
Environmental Inspection & Control	32,100.00			Transfer to Tax Title Liens or Foreclosed	15,225.38
Other Public Safety				Balance Outstanding Dec. 31, 1983	204,436.23
PUBLIC WORKS				PRIOR YEARS TAXES OUTSTANDING	
Streets and Drainage	227,270.00			Balance January 1, 1983	260,205.68
Sewers and Sewage Processing				Collected in 1983	252,322.15
Garbage and Trash Disposal	185,000.00			Cancelled, Abated or Adjusted 1983	225.00
Public Buildings and Grounds	29,600.00			Transfers to Tax Title Liens or Foreclosed	3,491.61
Other Public Works	25,200.00			Balance December 31, 1983	4,166.92
HEALTH and WELFARE				TAX TITLE LIENS OUTSTANDING	
Health Services Except Environmental	45,683.00			Balance January 1, 1983	69,165.69
Welfare-Public Assistance	10,110.00			Transfer From Taxes	19,102.32
Hospitals, Clinics, First Aid				Redeemed in 1983	25,291.50
Animal, Insect, & Rodent Control				Cancelled, Abated or Adjusted (1983)	
Other Welfare Services				Transfers to Foreclosed Property	
RECREATION and CONSERVATION				Balance December 31, 1983	62,976.51
Beaches and Boardwalks				PROPERTY ACQUIRED BY DEED OR FORECLOSURE	
Parks, Playgrounds, Shade Trees	4,000.00			Balance January 1, 1983	165,800.00
Land Reclamation & Conservation				Transfers From Taxes or Liens	
Other Recreational Services	24,300.00			Sale for Cash (1983)	
EDUCATION (excluding schools)				Cancelled, Abated or Adjusted (1983)	
Libraries	27,000.00			Balance December 31, 1983	165,800.00
Other Educational Services	1,000.00			CURRENT FINANCES DECEMBER 31, 1983	
STATUTORY EXPENDITURES				ASSETS	
Pensions & F. I. C. A.	130,280.00			Cash Dec. 31, 1983	430,239.70
Employee Fringe Benefits	58,225.00			Taxes Receivable	208,605.15
Other Statutory Expenditures	7,000.00			Tax Title Liens	62,976.51
CETA And Other Public Employment Programs				Foreclosed Property	165,800.00
MUNICIPAL FUNCTIONS				Emergencies & Other Deferred Charges	57,600.00
CAPITAL IMPROVEMENTS				State and Federal Aid Receivable	42,359.88
DEBT SERVICE				Other Receivables	16,415.15
Principal Payments	92,200.00			Total	983,994.39
Interest Payments	53,778.99			LIABILITIES, RESERVES, AND SURPLUS	
DEFERRED CHARGES				Cash Liabilities	247,640.96
SCHOOL, COUNTY, SPECIAL DISTRICT TAXES	11,615.43			Reserves for Receivables	453,794.81
RESERVE FOR UNCOLLECTED TAXES	2,632,173.95			Surplus Dec. 31, 1983	282,558.62
EXPENDITURES				Total	983,994.39
TOTAL	4,950,721.71				

1016
Population 1980 2,772
Population 1983 2,813
S & P Rating
Moody Rating AAA

General Tax Rate Per \$100. 2.02
State Equalized Tax Rate 2.16

KINGWOOD TOWNSHIP - HUNTERDON CO.
Form of Government:
Township Committee
Number of Members on Governing Body - 3

PER CAPITA:
Gross Debt 447.37
Net Debt 16.93
Debt Service
Total Tax Levy 640.11
Municipal Expenditures 253.93

PER CENT:
Gross Debt 1.55
Net Debt .06
Tax Levy Collected 88.71
Tax Levy Cancelled, Abated or Adjusted 1.09

EXPENDITURES		REVENUES-REALIZED		1983 PROPERTY TAX	
GENERAL GOVERNMENT				STATE EQUALIZED TAX RATE	
Governing Body & Public Boards		1983 Property Taxes Collected	1,598,664.98	Local District School Taxes .97	798,667.41
Municipal Clerk		1983 Payments in Lieu of Taxes		Regional & Consolidated School Tax .69	569,592.94
Financial Administration	11,100.00	Delinquent Tax & Lien Collections	220,833.61	School Taxes in Municipal Budget	
Assessment of Taxes	10,300.00	Business Personalty Replacement Taxes	53,837.68	County Taxes .47	392,253.66
Collection of Taxes	7,750.00	Taxes from Public Utilities	209,245.00	County Library Taxes .03	23,510.10
Planning, Housing & Development	4,500.00	Other Miscellaneous Tax Revenues		Local Municipal Purpose Taxes	
Human Resources		State Aid Revenues	16,449.06	Veteran & Senior Citizen Taxes	27,700.00
Elections	650.00	Federal Aid Revenues		Total Taxes for Rate Computation 2.16	1,811,724.11
General Administration (other)	38,220.00	State and Local Fiscal Assistance Act Utilized	18,117.08	Special District Taxes	
JUDICIARY		Sale of Acquired Property		Bank Corp. Taxes	1,999.60
Municipal Courts	9,175.00	Other Miscellaneous Revenues	216,496.82	Added and Omitted Taxes	14,612.85
PUBLIC SAFETY		Total	2,333,644.83	Total Taxes Levied - ABSTRACT	1,800,636.56
Fire Protection	23,300.00	Prior Years Surplus Appropriated	270,000.00	Total Taxes Billed	1,802,210.00
Police Protection	18,000.00	REVENUES TOTAL	2,603,644.83	1983 TAXES COLLECTED	1,598,664.98
Civil Defense & Disaster Control		Reserve For Uncollected Taxes	234,054.42	1983 Taxes Cancelled, Abated or Adjusted	19,595.52
Environmental Inspection & Control	9,800.00			Transfer to Tax Title Liens or Foreclosed	4,414.20
Other Public Safety		CAPITAL OUTLAY	4,470.00	Balance Outstanding Dec. 31, 1983	179,535.30
PUBLIC WORKS				PRIOR YEARS TAXES OUTSTANDING	
Streets and Drainage	192,817.68	Public Enterprises		Balance January 1, 1983	204,051.80
Sewers and Sewage Processing		Recreation—Culture		Collected in 1983	204,006.80
Garbage and Trash Disposal		Public Works	4,470.00	Cancelled, Abated or Adjusted 1983	
Public Buildings and Grounds	5,450.00	Buildings and Grounds		Transfers to Tax Title Liens or Foreclosed	
Other Public Works		Library and Education		Balance December 31, 1983	45.00
HEALTH and WELFARE		Conservation		TAX TITLE LIENS OUTSTANDING	
Health Services Except Environmental	4,715.00	All Other		Balance January 1, 1983	38,701.55
Welfare-Public Assistance	3,330.00	CAPITAL DEBT AUTHORIZED, DECEMBER 31, 1983		Transfer From Taxes	4,414.20
Hospitals, Clinics, First Aid		ISSUED AND UNISSUED	GROSS DEBT	Redeemed in 1983	16,826.81
Animal, Insect, & Rodent Control		School	1,210,848	Cancelled, Abated or Adjusted (1983)	
Other Welfare Services		Self-liquidating		Transfers to Foreclosed Property	
RECREATION and CONSERVATION		Other	47,612	Balance December 31, 1983	26,288.94
Beaches and Boardwalks		Total	1,258,461	PROPERTY ACQUIRED BY DEED OR FORECLOSURE	
Parks, Playgrounds, Shade Trees	400.00	ISSUED AND OUTSTANDING		Balance January 1, 1983	
Land Reclamation & Conservation	500.00	School	1,209,872.13	Transfers From Taxes or Liens	
Other Recreational Services	800.00	Self-liquidating		Sale for Cash (1983)	
EDUCATION (excluding schools)		Other		Cancelled, Abated or Adjusted (1983)	
Libraries		Total	1,209,872.13	Balance December 31, 1983	
Other Educational Services	95,500.00	EQUALIZED VALUATION BASIS		CURRENT FINANCES DECEMBER 31, 1983	
STATUTORY EXPENDITURES		FOR NET DEBT COMPUTATION	80,970,876	ASSETS	
Pensions & F. I. C. A.	20,000.00	REAL PROPERTY VALUATIONS		Cash Dec. 31, 1983	1,204,892.68
Employee Fringe Benefits	11,000.00	Code Class # of Parcels % VAL'N	ASSESSED VALUATION	Taxes Receivable	179,580.30
Other Statutory Expenditures	500.00	1 Vacant Land 257 6.16	5,371,600.00	Tax Title Liens	26,288.94
CETA And Other Public Employment Programs		2 Residential 589 50.20	43,772,400.00	Foreclosed Property	
MUNICIPAL FUNCTIONS		3 Farm 675 33.69	29,374,690.00	Emergencies & Other Deferred Charges	25,600.00
CAPITAL IMPROVEMENTS	*MEMO*	4a Commercial 28 5.48	4,782,388.00	State and Federal Aid Receivable	750.00
DEBT SERVICE		4b Industrial 4 4.24	3,693,500.00	Other Receivables	1,124.20
Principal Payments		4c Apartments 1 .23	197,100.00	Total	1,438,236.12
Interest Payments		Total 1554	87,191,678.00	LIABILITIES, RESERVES, AND SURPLUS	
DEFERRED CHARGES		Land Area 35.60 Sq. Miles		Cash Liabilities	599,297.42
SCHOOL, COUNTY, SPECIAL DISTRICT TAXES		Net Valuation Taxable-Municipal	88,494,908	Reserves for Receivables	206,993.44
RESERVE FOR UNCOLLECTED TAXES		Net Valuation Taxable-County	85,737,717	Surplus Dec. 31, 1983	631,945.26
EXPENDITURES	TOTAL	State Equalized Valuation	82,813,633	Total	1,438,236.12
		State Equalization Ratio	106.97		

1415
Population 1980 7,770
Population 1983 7,898
S & P Rating
Moody Rating

General Tax Rate Per \$100. 5.42
State Equalized Tax Rate 2.26

KINNELON BOROUGH – MORRIS COUNTY
Form of Government:
Borough Council
Number of Members on Governing Body – 6

PER CAPITA:
Gross Debt 229.86
Net Debt 144.64
Debt Service 31.63
Total Tax Levy 1,009.69
Municipal Expenditures 323.78

PER CENT:
Gross Debt .55
Net Debt .35
Tax Levy Collected 96.33
Tax Levy Cancelled, Abated or Adjusted .60

EXPENDITURES		REVENUES-REALIZED		1983 PROPERTY TAX	
GENERAL GOVERNMENT		1983 Property Taxes Collected		STATE EQUALIZED TAX RATE	
Governing Body & Public Boards			7,692,537.66	Local District School Taxes	1.53
Municipal Clerk				Regional & Consolidated School Tax	
Financial Administration	12,292.00			School Taxes in Municipal Budget	
Assessment of Taxes	31,010.00			County Taxes	.36
Collection of Taxes	25,560.00			County Library Taxes	
Planning, Housing & Development	14,571.00			Local Municipal Purpose Taxes	.36
Human Resources	2,890.00			Veteran & Senior Citizen Taxes	
Elections				Total Taxes for Rate Computation	2.25
General Administration (other)	208,355.00			Special District Taxes	
JUDICIARY				Bank Corp. Taxes	8,446.55
Municipal Courts	18,045.00			Added and Omitted Taxes	49,544.02
PUBLIC SAFETY				Total Taxes Levied - ABSTRACT	7,974,494.69
Fire Protection	66,255.00			Total Taxes Billed	7,985,331.59
Police Protection	457,512.00			1983 TAXES COLLECTED	7,692,537.66
Civil Defense & Disaster Control	1,500.00			1983 Taxes Cancelled, Abated or Adjusted	47,794.16
Environmental Inspection & Control	27,941.00			Transfer to Tax Title Liens or Foreclosed	14,010.70
Other Public Safety				Balance Outstanding Dec. 31, 1983	230,989.07
PUBLIC WORKS				PRIOR YEARS TAXES OUTSTANDING	
Streets and Drainage	15,930.00			Balance January 1, 1983	175,096.17
Sewers and Sewage Processing	2,340.00			Collected in 1983	175,096.17
Garbage and Trash Disposal	216,558.00			Cancelled, Abated or Adjusted 1983	
Public Buildings and Grounds	59,976.00			Transfers to Tax Title Liens or Foreclosed	
Other Public Works	232,339.58			Balance December 31, 1983	
HEALTH and WELFARE				TAX TITLE LIENS OUTSTANDING	
Health Services Except Environmental	80,988.00			Balance January 1, 1983	39,138.75
Welfare-Public Assistance	1,300.00			Transfer From Taxes	14,010.70
Hospitals, Clinics, First Aid	400.00			Redeemed in 1983	6,088.52
Animal, Insect, & Rodent Control				Cancelled, Abated or Adjusted (1983)	
Other Welfare Services				Transfers to Foreclosed Property	
RECREATION and CONSERVATION				Balance December 31, 1983	47,060.93
Beaches and Boardwalks				PROPERTY ACQUIRED BY DEED OR FORECLOSURE	
Parks, Playgrounds, Shade Trees	5,862.82			Balance January 1, 1983	23,700.00
Land Reclamation & Conservation	53,174.00			Transfers From Taxes or Liens	
Other Recreational Services				Sale for Cash (1983)	
EDUCATION (excluding schools)				Cancelled, Abated or Adjusted (1983)	
Libraries	98,000.00			Balance December 31, 1983	23,700.00
Other Educational Services				CURRENT FINANCES DECEMBER 31, 1983	
STATUTORY EXPENDITURES				ASSETS	
Pensions & F. I. C. A.	99,683.00			Cash Dec. 31, 1983	907,490.59
Employee Fringe Benefits	51,700.00			Taxes Receivable	230,989.07
Other Statutory Expenditures	7,500.00			Tax Title Liens	47,060.93
CETA And Other Public Employment Programs				Foreclosed Property	23,700.00
MUNICIPAL FUNCTIONS				Emergencies & Other Deferred Charges	175,300.00
TOTAL	1,791,682.40			State and Federal Aid Receivable	529.89
CAPITAL IMPROVEMENTS				Other Receivables	10,481.00
DEBT SERVICE				Total	1,395,551.48
Principal Payments	188,000.00			LIABILITIES, RESERVES, AND SURPLUS	
Interest Payments	61,831.75			Cash Liabilities	381,365.22
DEFERRED CHARGES				Reserves for Receivables	312,231.00
SCHOOL. COUNTY, SPECIAL DISTRICT TAXES				Surplus Dec. 31, 1983	701,955.26
RESERVE FOR UNCOLLECTED TAXES				Total	1,395,551.48
EXPENDITURES					
TOTAL	9,208,026.27				

2113
Population 1980 2,074
Population 1983 2,142
S & P Rating
Moody Rating

General Tax Rate Per \$100. 2.14
State Equalized Tax Rate 2.07

KNOWLTON TOWNSHIP - WARREN CO.
Form of Government:
Township Committee
Number of Members on Governing Body - 3

PER CAPITA:
Gross Debt 98.47
Net Debt
Debt Service
Total Tax Levy 554.53
Municipal Expenditures 234.03

PER CENT:
Gross Debt .41
Net Debt
Tax Levy Collected 90.52
Tax Levy Cancelled, Abated or Adjusted

EXPENDITURES		REVENUES-REALIZED		1983 PROPERTY TAX	
GENERAL GOVERNMENT				STATE EQUALIZED TAX RATE	
Governing Body & Public Boards		1983 Property Taxes Collected	1,076,358.62	Local District School Taxes .78	441,025.00
Municipal Clerk		1983 Payments in Lieu of Taxes		Regional & Consolidated School Tax .65	360,466.47
Financial Administration	12,657.00	Delinquent Tax & Lien Collections	86,924.69	School Taxes in Municipal Budget	
Assessment of Taxes	9,545.00	Business Personality Replacement Taxes	35,545.66	County Taxes .61	* 347,874.26
Collection of Taxes	10,315.00	Taxes from Public Utilities	156,839.00	County Library Taxes .03	18,883.73
Planning, Housing & Development	13,360.00	Other Miscellaneous Tax Revenues		Local Municipal Purpose Taxes	
Human Resources		State Aid Revenues	12,033.43	Veteran & Senior Citizen Taxes	25,550.00
Elections		Federal Aid Revenues		Total Taxes for Rate Computation 2.07	1,199,799.46
General Administration (other)	59,800.00	State and Local Fiscal Assistance Act Utilized	17,000.00	Special District Taxes	
JUDICIARY	27,450.00	Sale of Acquired Property		Bank Corp. Taxes	13,558.42
Municipal Courts		Other Miscellaneous Revenues	135,761.62	Added and Omitted Taxes	
PUBLIC SAFETY		Total	1,522,463.04	Total Taxes Levied - ABSTRACT	1,187,807.88
Fire Protection	5,500.00	Prior Years Surplus Appropriated	196,162.89	Total Taxes Billed	1,189,059.40
Police Protection	6,600.00	REVENUES TOTAL	1,718,625.93	1983 TAXES COLLECTED	1,076,358.62
Civil Defense & Disaster Control	300.00	Reserve For Uncollected Taxes	109,500.00	1983 Taxes Cancelled, Abated or Adjusted	34.90
Environmental Inspection & Control				Transfer to Tax Title Liens or Foreclosed	14,083.34
Other Public Safety				Balance Outstanding Dec. 31, 1983	98,582.54
PUBLIC WORKS	204,537.00	CAPITAL OUTLAY TOTAL	38,732.32	PRIOR YEARS TAXES OUTSTANDING	
Streets and Drainage		Public Enterprises		Balance January 1, 1983	86,105.58
Sewers and Sewage Processing		Recreation—Culture		Collected in 1983	79,802.14
Garbage and Trash Disposal	2,300.00	Public Works	32,807.99	Cancelled, Abated or Adjusted 1983	579.52
Public Buildings and Grounds	10,500.00	Buildings and Grounds	5,924.35	Transfers to Tax Title Liens or Foreclosed	5,019.68
Other Public Works		Library and Education		Balance December 31, 1983	704.24
HEALTH and WELFARE		Conservation		TAX TITLE LIENS OUTSTANDING	
Health Services Except Environmental	217.00	All Other		Balance January 1, 1983	37,904.01
Welfare-Public Assistance	239.00			Transfer From Taxes	19,984.78
Hospitals, Clinics, First Aid	400.00			Redeemed in 1983	7,122.55
Animal, Insect, & Rodent Control	2,295.00			Cancelled, Abated or Adjusted (1983)	
Other Welfare Services				Transfers to Foreclosed Property	
RECREATION and CONSERVATION				Balance December 31, 1983	50,766.24
Beaches and Boardwalks				PROPERTY ACQUIRED BY DEED OR FORECLOSURE	
Parks, Playgrounds, Shade Trees				Balance January 1, 1983	
Land Reclamation & Conservation				Transfers From Taxes or Liens	
Other Recreational Services	1,285.00			Sale for Cash (1983)	
EDUCATION (excluding schools)				Cancelled, Abated or Adjusted (1983)	
Libraries				Balance December 31, 1983	
Other Educational Services				CURRENT FINANCES DECEMBER 31, 1983	
STATUTORY EXPENDITURES	14,540.00			ASSETS	
Pensions & F. I. C. A.	3,150.00			Cash Dec. 31, 1983	627,870.69
Employee Fringe Benefits	1,700.00			Taxes Receivable	99,286.78
Other Statutory Expenditures				Tax Title Liens	50,766.24
CETA And Other Public Employment Programs				Foreclosed Property	
MUNICIPAL FUNCTIONS	386,692.00			Emergencies & Other Deferred Charges	10,200.00
CAPITAL IMPROVEMENTS	*MEMO* 34,000.00			State and Federal Aid Receivable	244.02
DEBT SERVICE				Other Receivables	
Principal Payments				Total	788,367.73
Interest Payments				LIABILITIES, RESERVES, AND SURPLUS	
DEFERRED CHARGES	5,100.00			Cash Liabilities	404,506.24
SCHOOL, COUNTY, SPECIAL DISTRICT TAXES	1,174,249.46			Reserves for Receivables	150,053.02
RESERVE FOR UNCOLLECTED TAXES	109,500.00			Surplus Dec. 31, 1983	233,808.47
EXPENDITURES TOTAL	1,675,541.46			Total	788,367.73

▽

*Includes County Health Service Taxes or County Vocational School Taxes. See Table 13.

1512

Population 1980 14,161
 Population 1983 15,078
 S & P Rating
 Moody Rating

General Tax Rate Per \$100. 1.82
 State Equalized Tax Rate 1.64

LACEY TOWNSHIP - OCEAN COUNTY
Form of Government:
Township Committee
Number of Members on Governing Body - 5

PER CAPITA:
 Gross Debt 928.11
 Net Debt
 Debt Service
 Total Tax Levy 550.39
 Municipal Expenditures 723.31

PER CENT:
 Gross Debt 2.97
 Net Debt
 Tax Levy Collected 86.51
 Tax Levy Cancelled, Abated or Adjusted .09

EXPENDITURES		REVENUES-REALIZED		1983 PROPERTY TAX	
GENERAL GOVERNMENT				STATE EQUALIZED TAX RATE 1.07	
Governing Body & Public Boards	34,400.00	1983 Property Taxes Collected		Local District School Taxes	5,338,709.00
Municipal Clerk		1983 Payments in Lieu of Taxes		Regional & Consolidated School Tax	
Financial Administration	105,000.00	Delinquent Tax & Lien Collections		School Taxes in Municipal Budget	
Assessment of Taxes	99,500.00	Business Personalty Replacement Taxes		County Taxes	* 2,205,013.93
Collection of Taxes	180,500.00	Taxes from Public Utilities		County Library Taxes	142,158.20
Planning, Housing & Development	122,950.00	Other Miscellaneous Tax Revenues		Local Municipal Purpose Taxes	496,000.00
Human Resources	2,500.00	State Aid Revenues		Veteran & Senior Citizen Taxes	369,175.00
Elections		Federal Aid Revenues		Total Taxes for Rate Computation	1.64 8,551,056.13
General Administration (other)	787,200.00	State and Local Fiscal Assistance Act Utilized		Special District Taxes	
JUDICIARY		Sale of Acquired Property		Bank Corp. Taxes	10,944.48
Municipal Courts	87,100.00	Other Miscellaneous Revenues		Added and Omitted Taxes	105,951.69
PUBLIC SAFETY		Total		Total Taxes Levied - ABSTRACT	8,298,777.30
Fire Protection	75,000.00	Prior Years Surplus Appropriated		Total Taxes Billed	8,287,833.00
Police Protection	1,370,600.00	REVENUES TOTAL		1983 TAXES COLLECTED	7,169,853.34
Civil Defense & Disaster Control	10,800.00	Reserve For Uncollected Taxes		1983 Taxes Cancelled, Abated or Adjusted	7,304.44
Environmental Inspection & Control	102,500.00	CAPITAL OUTLAY TOTAL		Transfer to Tax Title Liens or Foreclosed	57,557.94
Other Public Safety	10,000.00			Balance Outstanding Dec. 31, 1983	1,053,117.28
PUBLIC WORKS		Public Enterprises		PRIOR YEARS TAXES OUTSTANDING	
Streets and Drainage	1,474,300.00	Recreation—Culture		Balance January 1, 1983	764,516.71
Sewers and Sewage Processing		Public Works		Collected in 1983	563,130.20
Garbage and Trash Disposal	545,000.00	Buildings and Grounds		Cancelled, Abated or Adjusted 1983	20,836.88
Public Buildings and Grounds	288,000.00	Library and Education		Transfers to Tax Title Liens or Foreclosed	
Other Public Works	100,000.00	Conservation		Balance December 31, 1983	180,549.63
HEALTH and WELFARE		All Other		TAX TITLE LIENS OUTSTANDING	
Health Services Except Environmental	35,800.00	CAPITAL DEBT AUTHORIZED, DECEMBER 31, 1983		Balance January 1, 1983	300,821.22
Welfare-Public Assistance	15,575.00	ISSUED AND UNISSUED GROSS DEBT NET DEBT		Transfer From Taxes	84,633.56
Hospitals, Clinics, First Aid	6,000.00	School 13,994,000		Redeemed in 1983	77,491.68
Animal, Insect, & Rodent Control	43,900.00	Self-liquidating		Cancelled, Abated or Adjusted (1983)	51,954.13
Other Welfare Services		Other		Transfers to Foreclosed Property	
RECREATION and CONSERVATION		Total 13,994,000		Balance December 31, 1983	256,008.99
Beaches and Boardwalks		ISSUED AND OUTSTANDING		PROPERTY ACQUIRED BY DEED OR FORECLOSURE	
Parks, Playgrounds, Shade Trees	76,050.00	School 13,994,000.00		Balance January 1, 1983	122,772.50
Land Reclamation & Conservation		Self-liquidating		Transfers From Taxes or Liens	
Other Recreational Services	102,900.00	Other		Sale for Cash (1983)	
EDUCATION (excluding schools)		Total 13,994,000.00		Cancelled, Abated or Adjusted (1983)	
Libraries	5,000.00	EQUALIZED VALUATION BASIS FOR NET DEBT COMPUTATION		Balance December 31, 1983	122,772.50
Other Educational Services	3,609,000.00	REAL PROPERTY VALUATIONS		CURRENT FINANCES DECEMBER 31, 1983	
STATUTORY EXPENDITURES		Code Class # of Parcels % VAL'N ASSESSED VALUATION		ASSETS	
Pensions & F. I. C. A.	384,500.00	1 Vacant Land 10150 15.15 67,231,630.00		Cash Dec. 31, 1983	9,119,069.70
Employee Fringe Benefits		2 Residential 6804 70.55 313,072,240.00		Taxes Receivable	1,233,667.71
Other Statutory Expenditures	23,000.00	3 Farm 18 .11 449,640.00		Tax Title Liens	256,008.99
CETA And Other Public Employment Programs		4a Commercial 136 5.97 26,488,000.00		Foreclosed Property	122,772.50
MUNICIPAL FUNCTIONS TOTAL	9,709,075.00	4b Industrial 1 8.23 36,501,900.00		Emergencies & Other Deferred Charges	44,300.00
CAPITAL IMPROVEMENTS *MEMO*		4c Apartments		State and Federal Aid Receivable	34,106.73
DEBT SERVICE		Total 17109 443,743,410.00		Other Receivables	83,432.43
Principal Payments		Land Area 84.60 Sq. Miles		Total	10,893,358.06
Interest Payments		Net Valuation Taxable-Municipal		LIABILITIES, RESERVES, AND SURPLUS	
DEFERRED CHARGES		Net Valuation Taxable-County		Cash Liabilities	6,475,084.09
SCHOOL, COUNTY, SPECIAL DISTRICT TAXES	7,685,881.13	State Equalized Valuation		Reserves for Receivables	1,695,681.63
RESERVE FOR UNCOLLECTED TAXES	1,150,707.20	State Equalization Ratio		Surplus Dec. 31, 1983	2,722,392.34
EXPENDITURES TOTAL	18,591,960.63			Total	10,893,358.06

1913
Population 1980 1,614
Population 1983 1,698
S & P Rating
Moody Rating

General Tax Rate Per \$100. 2.32
State Equalized Tax Rate 2.40

LAFAYETTE TOWNSHIP – SUSSEX COUNTY
Form of Government:
Township Committee
Number of Members on Governing Body – 5

PER CAPITA:
Gross Debt 1,058.77
Net Debt 17.08
Debt Service
Total Tax Levy 884.44
Municipal Expenditures 272.06

PER CENT:
Gross Debt 3.32
Net Debt .05
Tax Levy Collected 90.03
Tax Levy Cancelled, Abated or Adjusted

EXPENDITURES		REVENUES-REALIZED		1983 PROPERTY TAX	
GENERAL GOVERNMENT				STATE EQUALIZED TAX RATE ↓	
Governing Body & Public Boards		1983 Property Taxes Collected	1,350,905.24	Local District School Taxes 1.08	655,575.50
Municipal Clerk		1983 Payments in Lieu of Taxes	1,012.97	Regional & Consolidated School Tax .55	336,886.10
Financial Administration	5,683.10	Delinquent Tax & Lien Collections	88,705.92	School Taxes in Municipal Budget	
Assessment of Taxes	4,650.00	Business Personality Replacement Taxes	43,294.52	County Taxes .54	* 329,394.75
Collection of Taxes	6,390.01	Taxes from Public Utilities	52,585.00	County Library Taxes .03	19,487.58
Planning, Housing & Development	1,748.20	Other Miscellaneous Tax Revenues		Local Municipal Purpose Taxes .19	117,869.21
Human Resources		State Aid Revenues	9,370.57	Veteran & Senior Citizen Taxes	13,450.00
Elections		Federal Aid Revenues		Total Taxes for Rate Computation 2.39	1,472,663.14
General Administration (other)	100,254.55	State and Local Fiscal Assistance Act Utilized	8,017.00	Special District Taxes	
JUDICIARY		Sale of Acquired Property		Bank Corp. Taxes	1,242.82
Municipal Courts	16,515.00	Other Miscellaneous Revenues		Added and Omitted Taxes	41,320.17
PUBLIC SAFETY		Total	1,754,231.16	Total Taxes Levied - ABSTRACT	1,501,776.13
Fire Protection	26,500.00	Prior Years Surplus Appropriated	150,000.00	Total Taxes Billed	1,500,533.31
Police Protection	2,050.00	REVENUES TOTAL	1,904,231.16	1983 TAXES COLLECTED	1,350,905.24
Civil Defense & Disaster Control		Reserve For Uncollected Taxes	119,000.00	1983 Taxes Cancelled, Abated or Adjusted	
Environmental Inspection & Control	12,175.00	CAPITAL OUTLAY TOTAL	1,571,612.81	Transfer to Tax Title Liens or Foreclosed	
Other Public Safety				Balance Outstanding Dec. 31, 1983	149,628.07
PUBLIC WORKS				PRIOR YEARS TAXES OUTSTANDING	
Streets and Drainage	105,710.46	Public Enterprises		Balance January 1, 1983	76,759.41
Sewers and Sewage Processing		Recreation—Culture	12,020.79	Collected in 1983	65,971.07
Garbage and Trash Disposal		Public Works	17,497.00	Cancelled, Abated or Adjusted 1983	
Public Buildings and Grounds	13,861.75	Buildings and Grounds	1,539,215.54	Transfers to Tax Title Liens or Foreclosed	
Other Public Works		Library and Education		Balance December 31, 1983	10,788.34
HEALTH and WELFARE		Conservation	2,879.48	TAX TITLE LIENS OUTSTANDING	
Health Services Except Environmental	8,477.68	All Other		Balance January 1, 1983	29,654.99
Welfare-Public Assistance	805.89			Transfer From Taxes	
Hospitals, Clinics, First Aid	250.00			Redeemed in 1983	22,732.85
Animal, Insect, & Rodent Control	1,287.49			Cancelled, Abated or Adjusted (1983)	
Other Welfare Services				Transfers to Foreclosed Property	
RECREATION and CONSERVATION				Balance December 31, 1983	6,922.14
Beaches and Boardwalks				PROPERTY ACQUIRED BY DEED OR FORECLOSURE	
Parks, Playgrounds, Shade Trees				Balance January 1, 1983	17,800.00
Land Reclamation & Conservation				Transfers From Taxes or Liens	
Other Recreational Services	2,742.72			Sale for Cash (1983)	
EDUCATION (excluding schools)				Cancelled, Abated or Adjusted (1983)	
Libraries				Balance December 31, 1983	17,800.00
Other Educational Services				CURRENT FINANCES DECEMBER 31, 1983	
STATUTORY EXPENDITURES				ASSETS	
Pensions & F. I. C. A.	9,914.96			Cash Dec. 31, 1983	269,749.27
Employee Fringe Benefits	2,700.00			Taxes Receivable	160,416.41
Other Statutory Expenditures	1,100.00			Tax Title Liens	6,922.14
CETA And Other Public Employment Programs	322,816.81			Foreclosed Property	17,800.00
MUNICIPAL FUNCTIONS TOTAL	1,000.00			Emergencies & Other Deferred Charges	59,109.29
CAPITAL IMPROVEMENTS *MEMO*				State and Federal Aid Receivable	
DEBT SERVICE				Other Receivables	25,498.47
Principal Payments				Total	539,495.58
Interest Payments				LIABILITIES, RESERVES, AND SURPLUS	
DEFERRED CHARGES				Cash Liabilities	123,611.98
SCHOOL, COUNTY, SPECIAL DISTRICT TAXES	20,148.31			Reserves for Receivables	210,637.02
RESERVE FOR UNCOLLECTED TAXES	1,341,343.93			Surplus Dec. 31, 1983	205,246.58
EXPENDITURES TOTAL	1,803,309.05			Total	539,495.58

1513

Population 1980 2,908
 Population 1983 2,984
 S & P Rating
 Moody Rating

General Tax Rate Per \$100. 3.48
 State Equalized Tax Rate 2.67

LAKEHURST BOROUGH - OCEAN COUNTY
Form of Government:
Borough Council
Number of Members on Governing Body - 6

PER CAPITA:

Gross Debt 685.32
 Net Debt 247.77
 Debt Service
 Total Tax Levy 290.81
 Municipal Expenditures 270.76

PER CENT:

Gross Debt 7.93
 Net Debt 2.87
 Tax Levy Collected 92.05
 Tax Levy Cancelled, Abated
 or Adjusted

EXPENDITURES		REVENUES-REALIZED		1983 PROPERTY TAX	
GENERAL GOVERNMENT				STATE EQUALIZED TAX RATE	
Governing Body & Public Boards		1983 Property Taxes Collected	789,755.05	Local District School Taxes 1.44	462,017.82
Municipal Clerk		1983 Payments in Lieu of Taxes		Regional & Consolidated School Tax	
Financial Administration	4,000.00	Delinquent Tax & Lien Collections	74,692.83	School Taxes in Municipal Budget	
Assessment of Taxes	4,331.93	Business Personalty Replacement Taxes	9,725.20	County Taxes .42	* 132,871.66
Collection of Taxes	3,468.18	Taxes from Public Utilities	102,945.00	County Library Taxes .03	8,535.31
Planning, Housing & Development	2,380.91	Other Miscellaneous Tax Revenues		Local Municipal Purpose Taxes .79	252,700.00
Human Resources		State Aid Revenues	91,030.85	Veteran & Senior Citizen Taxes	26,300.00
Elections		Federal Aid Revenues		Total Taxes for Rate Computation 2.68	882,424.79
General Administration (other)	103,319.28	State and Local Fiscal Assistance Act Utilized	67,131.34	Special District Taxes	
JUDICIARY		Sale of Acquired Property	19,658.34	Bank Corp. Taxes	9,815.00
Municipal Courts	23,404.45	Other Miscellaneous Revenues	131,035.67	Added and Omitted Taxes	1,822.43
PUBLIC SAFETY		Total	1,285,974.28	Total Taxes Levied - ABSTRACT	867,762.22
Fire Protection	14,232.14	Prior Years Surplus Appropriated	80,000.00	Total Taxes Billed	857,947.22
Police Protection	275,542.04	REVENUES TOTAL	1,365,974.28	1983 TAXES COLLECTED	789,755.05
Civil Defense & Disaster Control	2,507.57	Reserve For Uncollected Taxes	72,791.95	1983 Taxes Cancelled, Abated or Adjusted	
Environmental Inspection & Control	5,026.73			Transfer to Tax Title Liens or Foreclosed	
Other Public Safety				Balance Outstanding Dec. 31, 1983	68,192.17
PUBLIC WORKS		CAPITAL OUTLAY TOTAL		PRIOR YEARS TAXES OUTSTANDING	
Streets and Drainage	41,865.74	Public Enterprises		Balance January 1, 1983	71,778.04
Sewers and Sewage Processing		Recreation—Culture		Collected in 1983	68,981.69
Garbage and Trash Disposal	35,309.54	Public Works		Cancelled, Abated or Adjusted 1983	
Public Buildings and Grounds	20,124.41	Buildings and Grounds		Transfers to Tax Title Liens or Foreclosed	
Other Public Works	49,431.31	Library and Education		Balance December 31, 1983	2,796.35
HEALTH and WELFARE		Conservation		TAX TITLE LIENS OUTSTANDING	
Health Services Except Environmental	255.00	All Other		Balance January 1, 1983	5,900.84
Welfare-Public Assistance	9,189.62			Transfer From Taxes	
Hospitals, Clinics, First Aid		CAPITAL DEBT AUTHORIZED, DECEMBER 31, 1983		Redeemed in 1983	5,711.14
Animal, Insect, & Rodent Control	2,286.39	ISSUED AND UNISSUED		Cancelled, Abated or Adjusted (1983)	
Other Welfare Services		School	1,513,000	Transfers to Foreclosed Property	
RECREATION and CONSERVATION		Self-liquidating	531,980	Balance December 31, 1983	189.70
Beaches and Boardwalks		Other		PROPERTY ACQUIRED BY DEED OR	
Parks, Playgrounds, Shade Trees		Total	2,044,980	FORECLOSURE	
Land Reclamation & Conservation				Balance January 1, 1983	119,600.00
Other Recreational Services	1,933.05	ISSUED AND OUTSTANDING		Transfers From Taxes or Liens	
EDUCATION (excluding schools)		School	1,401,000.00	Sale for Cash (1983)	19,658.34
Libraries		Self-Liquidating	531,980.00	Cancelled, Abated or Adjusted (1983)	
Other Educational Services		Other		Balance December 31, 1983	99,941.66
STATUTORY EXPENDITURES		Total	1,932,980.00	CURRENT FINANCES DECEMBER 31, 1983	
Pensions & F. I. C. A.	57,789.36	EQUALIZED VALUATION BASIS		ASSETS	
Employee Fringe Benefits	29,574.20	FOR NET DEBT COMPUTATION	25,788,860	Cash Dec. 31, 1983	404,627.53
Other Statutory Expenditures	2,000.00	REAL PROPERTY VALUATIONS		Taxes Receivable	70,988.52
CETA And Other Public Employment Programs		Code Class # of Parcels % VAL'N		Tax Title Liens	189.70
MUNICIPAL FUNCTIONS TOTAL	693,971.85	1 Vacant Land 135 2.53	551,600.00	Foreclosed Property	99,941.66
CAPITAL IMPROVEMENTS *MEMO*		2 Residential 667 80.03	17,420,000.00	Emergencies & Other Deferred Charges	10,250.32
DEBT SERVICE		3 Farm		State and Federal Aid Receivable	41,970.94
Principal Payments		4a Commercial 45 17.17	3,737,500.00	Other Receivables	99,744.73
Interest Payments		4b Industrial		Total	727,713.40
DEFERRED CHARGES	41,194.35	4c Apartments 1 .26	56,600.00	LIABILITIES, RESERVES, AND SURPLUS	
SCHOOL, COUNTY, SPECIAL DISTRICT TAXES	603,424.79	Total 848	21,765,700.00	Cash Liabilities	418,573.21
RESERVE FOR UNCOLLECTED TAXES	72,791.95	Land Area .95 Sq. Miles		Reserves for Receivables	190,283.86
EXPENDITURES TOTAL	1,411,382.94	Net Valuation Taxable-Municipal	24,586,681	Surplus Dec. 31, 1983	118,856.33
		Net Valuation Taxable-County	28,678,743	Total	727,713.40
		State Equalized Valuation	31,154,780		
		State Equalization Ratio	76.82		

*Includes County Health Service Taxes or County Vocational School Taxes. See Table 13.

1514
Population 1980 38,464
Population 1983 38,928
S & P Rating AAA
Moody Rating AAA

General Tax Rate Per \$100. 3.78
State Equalized Tax Rate 2.60

LAKEWOOD TOWNSHIP – OCEAN COUNTY
Form of Government:
Township Committee
Number of Members on Governing Body – 5

PER CAPITA:
Gross Debt 428.71
Net Debt 247.79
Debt Service 27.70
Total Tax Levy 484.76
Municipal Expenditures 314.14

PER CENT:
Gross Debt 2.45
Net Debt 1.42
Tax Levy Collected 94.97
Tax Levy Cancelled, Abated or Adjusted .18

EXPENDITURES		REVENUES-REALIZED		1983 PROPERTY TAX	
GENERAL GOVERNMENT				STATE EQUALIZED TAX RATE 1.43	
Governing Body & Public Boards		1983 Property Taxes Collected	17,895,545.13	Local District School Taxes	10,319,664.25
Municipal Clerk		1983 Payments in Lieu of Taxes	203,809.52	Regional & Consolidated School Tax	
Financial Administration	89,615.00	Delinquent Tax & Lien Collections	863,989.68	School Taxes in Municipal Budget	
Assessment of Taxes	134,557.00	Business Personalty Replacement Taxes	247,479.80	County Taxes	* 3,292,351.78
Collection of Taxes	168,764.00	Taxes from Public Utilities	1,948,883.00	County Library Taxes	
Planning, Housing & Development	86,856.00	Other Miscellaneous Tax Revenues		Local Municipal Purpose Taxes	.71 5,103,485.00
Human Resources	448,598.00	State Aid Revenues	1,278,180.09	Veteran & Senior Citizen Taxes	603,500.00
Elections	2,800.00	Federal Aid Revenues	2,591.43	Total Taxes for Rate Computation	2.60 19,319,001.03
General Administration (other)	1,166,448.00	State and Local Fiscal Assistance Act Utilized	558,354.38	Special District Taxes	
JUDICIARY		Sale of Acquired Property	97,772.00	Bank Corp. Taxes	29,287.77
Municipal Courts	134,889.00	Other Miscellaneous Revenues	773,196.55	Added and Omitted Taxes	125,881.33
PUBLIC SAFETY		Total	23,869,801.58	Total Taxes Levied - ABSTRACT	18,870,670.13
Fire Protection	331,520.00	Prior Years Surplus Appropriated	1,308,396.00	Total Taxes Billed	18,843,576.09
Police Protection	2,642,858.38	REVENUES TOTAL	25,178,197.58	1983 TAXES COLLECTED	17,895,545.13
Civil Defense & Disaster Control	8,565.00	Reserve For Uncollected Taxes	1,178,000.00	1983 Taxes Cancelled, Abated or Adjusted	33,396.35
Environmental Inspection & Control	226,555.00	CAPITAL OUTLAY TOTAL	461,394.67	Transfer to Tax Title Liens or Foreclosed	
Other Public Safety				Balance Outstanding Dec. 31, 1983	914,634.61
PUBLIC WORKS				PRIOR YEARS TAXES OUTSTANDING	
Streets and Drainage	985,791.59	Public Enterprises		Balance January 1, 1983	786,734.27
Sewers and Sewage Processing		Recreation—Culture		Collected in 1983	737,887.68
Garbage and Trash Disposal	622,597.09	Public Works	112,068.87	Cancelled, Abated or Adjusted 1983	73.40
Public Buildings and Grounds	368,134.00	Buildings and Grounds	349,325.80	Transfers to Tax Title Liens or Foreclosed	34,264.24
Other Public Works	117,410.00	Library and Education		Balance December 31, 1983	14,508.95
HEALTH and WELFARE		Conservation		TAX TITLE LIENS OUTSTANDING	
Health Services Except Environmental	104,294.46	All Other		Balance January 1, 1983	545,311.69
Welfare-Public Assistance	180,271.00	CAPITAL DEBT AUTHORIZED, DECEMBER 31, 1983		Transfer From Taxes	38,594.45
Hospitals, Clinics, First Aid	52,500.00	ISSUED AND UNISSUED		Redeemed in 1983	126,102.00
Animal, Insect, & Rodent Control		SCHOOL	7,043,000	Cancelled, Abated or Adjusted (1983)	
Other Welfare Services	8,000.00	Self-Liquidating		Transfers to Foreclosed Property	2,588.82
RECREATION and CONSERVATION		Other	9,645,955	Balance December 31, 1983	455,215.32
Beaches and Boardwalks		Total	16,688,955	PROPERTY ACQUIRED BY DEED OR FORECLOSURE	
Parks, Playgrounds, Shade Trees	325,775.32	ISSUED AND OUTSTANDING		Balance January 1, 1983	3,482,829.39
Land Reclamation & Conservation	12,106.38	School	7,043,000.00	Transfers From Taxes or Liens	2,588.82
Other Recreational Services	165,617.00	Self-Liquidating		Sale for Cash (1983)	
EDUCATION (excluding schools)		Other	8,285,000.00	Cancelled, Abated or Adjusted (1983)	2,354,075.00
Libraries		Total	15,328,000.00	Balance December 31, 1983	1,131,343.21
Other Educational Services	302,647.00	EQUALIZED VALUATION BASIS		CURRENT FINANCES DECEMBER 31, 1983	
STATUTORY EXPENDITURES		FOR NET DEBT COMPUTATION	680,967,549	ASSETS	
Pensions & F. I. C. A.	705,701.00	REAL PROPERTY VALUATIONS		Cash Dec. 31, 1983	3,581,062.60
Employee Fringe Benefits	527,604.00	Code Class # of Parcels % VAL'N	ASSESSED VALUATION	Taxes Receivable	929,143.56
Other Statutory Expenditures	49,000.00	1 Vacant Land 4997 4.07	19,762,900.00	Tax Title Liens	455,215.32
CETA And Other Public Employment Programs	3,000.00	2 Residential 11460 70.86	344,402,200.00	Foreclosed Property	1,131,343.21
MUNICIPAL FUNCTIONS TOTAL	9,972,474.22	3 Farm 82 .66	3,220,600.00	Emergencies & Other Deferred Charges	125,000.00
CAPITAL IMPROVEMENTS *MEMO*	50,000.00	4a Commercial 413 11.67	56,729,500.00	State and Federal Aid Receivable	8,302.21
DEBT SERVICE		4b Industrial 72 6.13	29,802,300.00	Other Receivables	77,498.73
Principal Payments	500,000.00	4c Apartments 81 6.61	32,113,000.00	Total	6,307,565.63
Interest Payments	578,423.30	Total 17105	486,030,500.00	LIABILITIES, RESERVES, AND SURPLUS	
DEFERRED CHARGES		Land Area 24.40 Sq. Miles		Cash Liabilities	2,773,963.55
SCHOOL, COUNTY, SPECIAL DISTRICT TAXES	13,612,016.03	Net Valuation Taxable-Municipal	495,570,172	Reserves for Receivables	2,550,802.09
RESERVE FOR UNCOLLECTED TAXES	1,178,000.00	Net Valuation Taxable-County	713,978,154	Surplus Dec. 31, 1983	982,799.99
EXPENDITURES TOTAL	25,840,913.55	State Equalized Valuation	716,398,495	Total	6,307,565.63
		State Equalization Ratio	68.76		

General Tax Rate Per \$100.	3.35
State Equalized Tax Rate	2.18

PER CAPITA:		PER CENT:	
Gross Debt	59.13	Gross Debt	.30
Net Debt		Net Debt	
Debt Service		Tax Levy Collected	88.18
Total Tax Levy	494.96	Tax Levy Cancelled, Abated	
Municipal Expenditures	240.37	or Adjusted	.06

1981 3000

0420
Population 1980 2,249
Population 1983 2,265
S & P Rating
Moody Rating

General Tax Rate Per \$100.
0.22
State Equalized Tax Rate
2.83

LAUREL SPRINGS BORO. - CAMDEN CO.
Form of Government:
Borough Council
Number of Members on Governing Body - 6

PER CAPITA:
Gross Debt 61.87
Net Debt 61.87
Debt Service 7.96
Total Tax Levy 573.46
Municipal Expenditures 252.00
PER CENT:
Gross Debt .39
Net Debt .39
Tax Levy Collected 96.98
Tax Levy Cancelled, Abated or Adjusted .09

EXPENDITURES		REVENUES-REALIZED		1983 PROPERTY TAX	
GENERAL GOVERNMENT				STATE EQUALIZED TAX RATE 1.22	
Governing Body & Public Boards		1983 Property Taxes Collected	1,259,950.73	Local District School Taxes	560,471.00
Municipal Clerk		1983 Payments in Lieu of Taxes	25,262.12	Regional & Consolidated School Tax	
Financial Administration	13,050.00	Delinquent Tax & Lien Collections	10,870.84	School Taxes in Municipal Budget	
Assessment of Taxes	28,975.00	Business Personalty Replacement Taxes	153,224.00	County Taxes	1.05 *
Collection of Taxes	9,095.00	Taxes from Public Utilities		County Library Taxes	.02
Planning, Housing & Development	2,600.00	Other Miscellaneous Tax Revenues	34,781.00	Local Municipal Purpose Taxes	.54
Human Resources		State Aid Revenues	9,289.83	Veteran & Senior Citizen Taxes	29,000.00
Elections		Federal Aid Revenues	61,079.83	Total Taxes for Rate Computation	2.83
General Administration (other)	108,419.91	State and Local Fiscal Assistance Act Utilized	1,554,458.35	Special District Taxes	
JUDICIARY		Sale of Acquired Property	100,000.00	Bank Corp. Taxes	302.57
Municipal Courts	15,715.00	Other Miscellaneous Revenues	73,794.70	Added and Omitted Taxes	1,243.60
PUBLIC SAFETY		TOTAL	1,654,458.35	Total Taxes Levied - ABSTRACT	1,298,897.54
Fire Protection	23,795.00	Prior Years Surplus Appropriated	33,391.80	Total Taxes Billed	1,299,137.57
Police Protection	98,213.00	REVENUES		1983 TAXES COLLECTED	1,259,950.73
Civil Defense & Disaster Control	100.00	Reserve For Uncollected Taxes		1983 Taxes Cancelled, Abated or Adjusted	1,106.80
Environmental Inspection & Control	8,250.00	CAPITAL OUTLAY		Transfer to Tax Title Liens or Foreclosed	
Other Public Safety		TOTAL	33,391.80	Balance Outstanding Dec. 31, 1983	38,080.04
PUBLIC WORKS				PRIOR YEARS TAXES OUTSTANDING	
Streets and Drainage	71,410.00	Public Enterprises		Balance January 1, 1983	25,890.65
Sewers and Sewage Processing	770.00	Recreation—Culture		Collected in 1983	25,262.12
Garbage and Trash Disposal	29,241.62	Public Works		Cancelled, Abated or Adjusted 1983	
Public Buildings and Grounds	7,250.00	Buildings and Grounds	33,391.80	Transfers to Tax Title Liens or Foreclosed	
Other Public Works	11,500.00	Library and Education		Balance December 31, 1983	628.53
HEALTH and WELFARE		Conservation		TAX TITLE LIENS OUTSTANDING	
Health Services Except Environmental	1,200.00	All Other		Balance January 1, 1983	
Welfare-Public Assistance	2,100.00	CAPITAL DEBT AUTHORIZED, DECEMBER 31, 1983		Transfer From Taxes	
Hospitals, Clinics, First Aid		ISSUED AND UNISSUED		Redeemed in 1983	
Animal, Insect, & Rodent Control		School		Cancelled, Abated or Adjusted (1983)	
Other Welfare Services		Self-liquidating		Transfers to Foreclosed Property	
RECREATION and CONSERVATION		Other	140,132	Balance December 31, 1983	
Beaches and Boardwalks		Total	140,132	PROPERTY ACQUIRED BY DEED OR	
Parks, Playgrounds, Shade Trees	1,000.00			FORECLOSURE	
Land Reclamation & Conservation		ISSUED AND OUTSTANDING		Balance January 1, 1983	551.00
Other Recreational Services	2,700.00	School		Transfers From Taxes or Liens	
EDUCATION (excluding schools)		Self-Liquidating		Sale for Cash (1983)	
Libraries		Other	115,000.00	Cancelled, Abated or Adjusted (1983)	
Other Educational Services		Total	115,000.00	Balance December 31, 1983	551.00
STATUTORY EXPENDITURES		EQUALIZED VALUATION BASIS		CURRENT FINANCES DECEMBER 31, 1983	
Pensions & F. I. C. A.	23,699.37	FOR NET DEBT COMPUTATION	35,812,467	ASSETS	
Employee Fringe Benefits		REAL PROPERTY VALUATIONS		Cash Dec. 31, 1983	305,821.39
Other Statutory Expenditures	1,000.00	Code Class # of Parcels % VAL'N		Taxes Receivable	38,708.57
CETA And Other Public Employment Programs		1 Vacant Land 25 1.37	233,900.00	Tax Title Liens	
MUNICIPAL FUNCTIONS		2 Residential 593 78.45	13,438,700.00	Foreclosed Property	551.00
CAPITAL IMPROVEMENTS	460,083.90	3 Farm 1 .08	13,140.00	Emergencies & Other Deferred Charges	35,500.00
MEMO	4,200.00	4a Commercial 31 16.14	2,763,950.00	State and Federal Aid Receivable	
DEBT SERVICE		4b Industrial		Other Receivables	5,454.37
Principal Payments	15,000.00	4c Apartments 5 3.97	679,500.00	Total	386,035.33
Interest Payments	3,040.00	Total	17,129,190.00	LIABILITIES, RESERVES, AND SURPLUS	
DEFERRED CHARGES		Land Area .45 Sq. Miles		Cash Liabilities	98,116.77
SCHOOL, COUNTY, SPECIAL DISTRICT TAXES	18,866.40	Net Valuation Taxable-Municipal	20,873,172	Reserves for Receivables	44,713.94
RESERVE FOR UNCOLLECTED TAXES	1,051,351.37	Net Valuation Taxable-County	40,898,621	Surplus Dec. 31, 1983	243,204.62
EXPENDITURES	73,794.70	State Equalized Valuation	41,365,748	Total	386,035.33
TOTAL	1,622,136.37	State Equalization Ratio	45.53		

1515
Population 1980 2,072
Population 1983 2,289
S & P Rating
Moody Rating AAA

General Tax Rate Per \$100. 2.09
State Equalized Tax Rate 1.11

LAVALLETTE BOROUGH - OCEAN COUNTY
Form of Government:
Borough Council
Number of Members on Governing Body - 6

PER CAPITA:
Gross Debt 1,808.49
Net Debt 1,148.81
Debt Service 52.69
Total Tax Levy 1,266.32
Municipal Expenditures 1,345.60

PER CENT:
Gross Debt 1.81
Net Debt 1.15
Tax Levy Collected 96.39
Tax Levy Cancelled, Abated or Adjusted

EXPENDITURES		REVENUES-REALIZED		1983 PROPERTY TAX	
GENERAL GOVERNMENT				STATE EQUALIZED TAX RATE → .38	
Governing Body & Public Boards	21,082.00	1983 Property Taxes Collected		Local District School Taxes	978,394.00
Municipal Clerk	22,582.00	1983 Payments in Lieu of Taxes		Regional & Consolidated School Tax	
Financial Administration	25,615.00	Delinquent Tax & Lien Collections		School Taxes in Municipal Budget	
Assessment of Taxes	5,540.00	Business Personalty Replacement Taxes		County Taxes	* 1,088,202.97
Collection of Taxes	16,271.00	Taxes from Public Utilities		County Library Taxes	69,903.61
Planning, Housing & Development	6,050.00	Other Miscellaneous Tax Revenues		Local Municipal Purpose Taxes	728,000.00
Human Resources		State Aid Revenues		Veteran & Senior Citizen Taxes	47,750.00
Elections	440.00	Federal Aid Revenues		Total Taxes for Rate Computation	2,912,250.58
General Administration (other)	200,335.00	State and Local Fiscal Assistance Act Utilized		Special District Taxes	
JUDICIARY		Sale of Acquired Property		Bank Corp. Taxes	6,611.32
Municipal Courts	27,700.00	Other Miscellaneous Revenues		Added and Omitted Taxes	27,497.61
PUBLIC SAFETY		Total		Total Taxes Levied - ABSTRACT	2,898,609.51
Fire Protection	58,490.08	Prior Years Surplus Appropriated		Total Taxes Billed	2,891,998.19
Police Protection	460,750.20	REVENUES TOTAL		1983 TAXES COLLECTED	2,787,576.40
Civil Defense & Disaster Control	1,500.00	Reserve For Uncollected Taxes		1983 Taxes Cancelled, Abated or Adjusted	
Environmental Inspection & Control	13,814.92	CAPITAL OUTLAY TOTAL		Transfer to Tax Title Liens or Foreclosed	
Other Public Safety				Balance Outstanding Dec. 31, 1983	104,421.79
PUBLIC WORKS				PRIOR YEARS TAXES OUTSTANDING	
Streets and Drainage	1,248,576.81	Public Enterprises		Balance January 1, 1983	99,537.72
Sewers and Sewage Processing		Recreation—Culture		Collected in 1983	99,537.72
Garbage and Trash Disposal	81,658.00	Public Works		Cancelled, Abated or Adjusted 1983	
Public Buildings and Grounds	50,407.00	Buildings and Grounds		Transfers to Tax Title Liens or Foreclosed	
Other Public Works	120,378.00	Library and Education		Balance December 31, 1983	
HEALTH and WELFARE		Conservation		TAX TITLE LIENS OUTSTANDING	
Health Services Except Environmental	4,250.00	All Other		Balance January 1, 1983	10,118.76
Welfare-Public Assistance	1,200.00	CAPITAL DEBT AUTHORIZED, DECEMBER 31, 1983		Transfer From Taxes	
Hospitals, Clinics, First Aid		ISSUED AND UNISSUED		Redeemed in 1983	9,680.05
Animal, Insect, & Rodent Control	600.00	GROSS DEBT		Cancelled, Abated or Adjusted (1983)	
Other Welfare Services		NET DEBT		Transfers to Foreclosed Property	
RECREATION and CONSERVATION				Balance December 31, 1983	438.71
Beaches and Boardwalks	224,909.00	SCHOOL		PROPERTY ACQUIRED BY DEED OR	
Parks, Playgrounds, Shade Trees	20,983.00	Self-Liquidating		FORECLOSURE	
Land Reclamation & Conservation		Other		Balance January 1, 1983	
Other Recreational Services	38,181.00	Total		Transfers From Taxes or Liens	
EDUCATION (excluding schools)				Sale for Cash (1983)	
Libraries				Cancelled, Abated or Adjusted (1983)	
Other Educational Services				Balance December 31, 1983	
STATUTORY EXPENDITURES		EQUALIZED VALUATION BASIS		CURRENT FINANCES DECEMBER 31, 1983	
Pensions & F. I. C. A.	100,200.00	FOR NET DEBT COMPUTATION		ASSETS	
Employee Fringe Benefits	60,600.00	REAL PROPERTY VALUATIONS		Cash Dec. 31, 1983	1,184,546.72
Other Statutory Expenditures	4,000.00			Taxes Receivable	104,421.79
CETA And Other Public Employment Programs				Tax Title Liens	438.71
MUNICIPAL FUNCTIONS TOTAL	2,816,115.01			Foreclosed Property	
CAPITAL IMPROVEMENTS *MEMO*				Emergencies & Other Deferred Charges	
DEBT SERVICE				State and Federal Aid Receivable	4,860.13
Principal Payments	40,000.00			Other Receivables	10,614.08
Interest Payments	80,600.00			Total	1,304,881.43
DEFERRED CHARGES				LIABILITIES, RESERVES, AND SURPLUS	
SCHOOL, COUNTY, SPECIAL DISTRICT TAXES	2,136,500.58			Cash Liabilities	904,692.47
RESERVE FOR UNCOLLECTED TAXES	143,363.80			Reserves for Receivables	115,474.58
EXPENDITURES TOTAL	5,216,579.39			Surplus Dec. 31, 1983	284,714.38
				Total	1,304,881.43

*Includes County Health Service Taxes or County Vocational School Taxes. See Table 13.

0421
Population 1980 3,042
Population 1983 3,035
S & P Rating
Moody Rating

General Tax Rate Per \$100.
4.47
State Equalized Tax Rate
3.59

LAWNSIDE BOROUGH – CAMDEN COUNTY
Form of Government:
Borough Council
Number of Members on Governing Body – 6

PER CAPITA:
Gross Debt 620.27
Net Debt 180.32
Debt Service 32.43
Total Tax Levy 589.11
Municipal Expenditures 319.26
PER CENT:
Gross Debt 3.66
Net Debt 1.06
Tax Levy Collected 92.98
Tax Levy Cancelled, Abated or Adjusted

EXPENDITURES		REVENUES-REALIZED		1983 PROPERTY TAX	
GENERAL GOVERNMENT				STATE EQUALIZED TAX RATE	
Governing Body & Public Boards		1983 Property Taxes Collected	1,661,635.52	Local District School Taxes 1.85	918,143.26
Municipal Clerk		1983 Payments in Lieu of Taxes		Regional & Consolidated School Tax	
Financial Administration	24,225.00	Delinquent Tax & Lien Collections	112,910.59	School Taxes in Municipal Budget	
Assessment of Taxes	7,850.00	Business Personalty Replacement Taxes	43,644.40	County Taxes 1.27	* 630,157.39
Collection of Taxes	37,802.00	Taxes from Public Utilities	402,739.00	County Library Taxes .03	13,929.94
Planning, Housing & Development	1,978.00	Other Miscellaneous Tax Revenues		Local Municipal Purpose Taxes .44	215,890.00
Human Resources		State Aid Revenues	25,768.75	Veteran & Senior Citizen Taxes	33,900.00
Elections	2,896.00	Federal Aid Revenues		Total Taxes for Rate Computation 3.59	1,812,020.59
General Administration (other)	161,764.00	State and Local Fiscal Assistance Act Utilized	12,809.00	Special District Taxes	
JUDICIARY		Sale of Acquired Property	29,660.00	Bank Corp. Taxes	1,897.09
Municipal Courts	15,250.00	Other Miscellaneous Revenues	84,302.08	Added and Omitted Taxes	7,919.59
PUBLIC SAFETY		Total	2,373,469.34	Total Taxes Levied - ABSTRACT	1,787,937.27
Fire Protection	24,750.00	Prior Years Surplus Appropriated	282,000.00	Total Taxes Billed	1,787,166.44
Police Protection	174,444.00	REVENUES TOTAL	2,655,469.34	1983 TAXES COLLECTED	1,661,635.52
Civil Defense & Disaster Control	10.00	Reserve For Uncollected Taxes	145,353.00	1983 Taxes Cancelled, Abated or Adjusted	
Environmental Inspection & Control	11,125.00	CAPITAL OUTLAY TOTAL	47,933.17	Transfer to Tax Title Liens or Foreclosed	18,931.77
Other Public Safety				Balance Outstanding Dec. 31, 1983	106,599.15
PUBLIC WORKS				PRIOR YEARS TAXES OUTSTANDING	
Streets and Drainage	81,307.00	Public Enterprises		Balance January 1, 1983	101,570.32
Sewers and Sewage Processing		Recreation—Culture	3,155.24	Collected in 1983	87,590.26
Garbage and Trash Disposal	38,300.00	Public Works	44,777.93	Cancelled, Abated or Adjusted 1983	
Public Buildings and Grounds	36,728.00	Buildings and Grounds		Transfers to Tax Title Liens or Foreclosed	9,951.17
Other Public Works		Library and Education		Balance December 31, 1983	4,028.89
HEALTH and WELFARE		Conservation		TAX TITLE LIENS OUTSTANDING	
Health Services Except Environmental	1,712.00	All Other		Balance January 1, 1983	77,954.98
Welfare-Public Assistance	9,725.00	CAPITAL DEBT AUTHORIZED, DECEMBER 31, 1983		Transfer From Taxes	30,632.44
Hospitals, Clinics, First Aid		ISSUED AND UNISSUED		Redeemed in 1983	25,320.33
Animal, Insect, & Rodent Control	1,500.00	School	825,000	Cancelled, Abated or Adjusted (1983)	
Other Welfare Services		Self-liquidating	391,250	Transfers to Foreclosed Property	
RECREATION and CONSERVATION		Other	666,257	Balance December 31, 1983	83,267.09
Beaches and Boardwalks		Total	1,882,507	PROPERTY ACQUIRED BY DEED OR	
Parks, Playgrounds, Shade Trees	28,080.00			FORECLOSURE	
Land Reclamation & Conservation		ISSUED AND OUTSTANDING		Balance January 1, 1983	466,040.00
Other Recreational Services	5,100.00	School	825,000.00	Transfers From Taxes or Liens	
EDUCATION (excluding schools)		Self-Liquidating	391,250.00	Sale for Cash (1983)	29,660.00
Libraries		Other	575,000.00	Cancelled, Abated or Adjusted (1983)	41,440.00
Other Educational Services		Total	1,791,250.00	Balance December 31, 1983	394,940.00
STATUTORY EXPENDITURES		EQUALIZED VALUATION BASIS		CURRENT FINANCES DECEMBER 31, 1983	
Pensions & F. I. C. A.	49,700.00	FOR NET DEBT COMPUTATION	51,399,554	ASSETS	
Employee Fringe Benefits		REAL PROPERTY VALUATIONS		Cash Dec. 31, 1983	507,944.12
Other Statutory Expenditures	3,000.00	Code Class # of Parcels % VAL'N	ASSESSED VALUATION	Taxes Receivable	110,628.04
CETA And Other Public Employment Programs		1 Vacant Land 363 3.11	1,229,275.00	Tax Title Liens	83,267.09
MUNICIPAL FUNCTIONS TOTAL	717,246.00	2 Residential 893 61.24	24,189,625.00	Foreclosed Property	394,940.00
CAPITAL IMPROVEMENTS *MEMO*	1,000.00	3 Farm		Emergencies & Other Deferred Charges	
DEBT SERVICE		4a Commercial 41 22.52	8,894,683.00	State and Federal Aid Receivable	3,680.70
Principal Payments	57,000.00	4b Industrial 5 9.83	3,884,750.00	Other Receivables	45,032.20
Interest Payments	41,424.95	4c Apartments 5 3.30	1,304,600.00	Total	1,145,492.15
		Total 1307	39,502,933.00	LIABILITIES, RESERVES, AND SURPLUS	
DEFERRED CHARGES	7,925.00	Land Area 1.43 Sq. Miles		Cash Liabilities	107,541.30
SCHOOL, COUNTY, SPECIAL DISTRICT TAXES	1,562,230.59	Net Valuation Taxable-Municipal	39,830,892	Reserves for Receivables	633,867.33
RESERVE FOR UNCOLLECTED TAXES	145,353.00	Net Valuation Taxable-County	54,027,622	Surplus Dec. 31, 1983	404,083.52
EXPENDITURES TOTAL	2,531,179.54	State Equalized Valuation	49,516,022	Total	1,145,492.15
		State Equalization Ratio	80.31		

0608
Population 1980 2,116
Population 1983 2,273
S & P Rating
Moody Rating

General Tax Rate Per \$100. 4.49
State Equalized Tax Rate 2.99

LAWRENCE TWP. - CUMBERLAND CO.
Form of Government:
Township Committee
Number of Members on Governing Body - 3

PER CAPITA:
Gross Debt 2.20
Net Debt 2.20
Debt Service
Total Tax Levy 480.77
Municipal Expenditures 347.29
PER CENT:
Gross Debt .02
Net Debt .02
Tax Levy Collected 75.12
Tax Levy Cancelled, Abated or Adjusted

EXPENDITURES		REVENUES-REALIZED		1983 PROPERTY TAX	
GENERAL GOVERNMENT				STATE EQUALIZED TAX RATE	
Governing Body & Public Boards		1983 Property Taxes Collected	818,779.41	Local District School Taxes 1.34	487,604.50
Municipal Clerk		1983 Payments in Lieu of Taxes		Regional & Consolidated School Tax	
Financial Administration	17,363.10	Delinquent Tax & Lien Collections	232,228.68	School Taxes in Municipal Budget	
Assessment of Taxes	13,056.48	Business Personalty Replacement Taxes	29,219.28	County Taxes 1.12 *	406,499.58
Collection of Taxes	20,284.07	Taxes from Public Utilities	149,493.00	County Library Taxes	
Planning, Housing & Development	5,557.58	Other Miscellaneous Tax Revenues		Local Municipal Purpose Taxes .53	194,000.00
Human Resources		State Aid Revenues	39,107.44	Veteran & Senior Citizen Taxes	32,600.00
Elections	1,222.04	Federal Aid Revenues		Total Taxes for Rate Computation 2.99	1,120,704.08
General Administration (other)	89,898.61	State and Local Fiscal Assistance Act Utilized	42,879.00	Special District Taxes	
JUDICIARY		Sale of Acquired Property		Bank Corp. Taxes	2,896.18
Municipal Courts	12,965.93	Other Miscellaneous Revenues	89,484.90	Added and Omitted Taxes	1,792.64
PUBLIC SAFETY		Total	1,401,191.71	Total Taxes Levied - ABSTRACT	1,092,792.90
Fire Protection	13,039.41	Prior Years Surplus Appropriated	160,000.00	Total Taxes Billed	1,089,896.72
Police Protection	83,037.12	REVENUES TOTAL	1,561,191.71	1983 TAXES COLLECTED	818,779.41
Civil Defense & Disaster Control	242.23	Reserve For Uncollected Taxes	332,948.21	1983 Taxes Cancelled, Abated or Adjusted	
Environmental Inspection & Control	9,080.90			Transfer to Tax Title Liens or Foreclosed	
Other Public Safety				Balance Outstanding Dec. 31, 1983	271,117.31
PUBLIC WORKS		CAPITAL OUTLAY TOTAL		PRIOR YEARS TAXES OUTSTANDING	
Streets and Drainage	72,330.83	Public Enterprises		Balance January 1, 1983	184,544.79
Sewers and Sewage Processing		Recreation—Culture		Collected in 1983	166,272.53
Garbage and Trash Disposal	22,474.41	Public Works		Cancelled, Abated or Adjusted 1983	292.49
Public Buildings and Grounds	37,136.39	Buildings and Grounds		Transfers to Tax Title Liens or Foreclosed	
Other Public Works	4,200.00	Library and Education		Balance December 31, 1983	17,979.77
HEALTH and WELFARE		Conservation		TAX TITLE LIENS OUTSTANDING	
Health Services Except Environmental	450.00	All Other		Balance January 1, 1983	350,838.88
Welfare-Public Assistance	10,964.00			Transfer From Taxes	
Hospitals, Clinics, First Aid		CAPITAL DEBT AUTHORIZED, DECEMBER 31, 1983		Redeemed in 1983	65,956.15
Animal, Insect, & Rodent Control	2,254.42	ISSUED AND UNISSUED GROSS DEBT		Cancelled, Abated or Adjusted (1983)	
Other Welfare Services		School		Transfers to Foreclosed Property	
RECREATION and CONSERVATION		Self-liquidating		Balance December 31, 1983	284,882.73
Beaches and Boardwalks		Other	5,000	PROPERTY ACQUIRED BY DEED OR	
Parks, Playgrounds, Shade Trees	2,260.00	Total	5,000	FORECLOSURE	
Land Reclamation & Conservation				Balance January 1, 1983	285,950.00
Other Recreational Services	1,928.10	ISSUED AND OUTSTANDING		Transfers From Taxes or Liens	
EDUCATION (excluding schools)		School		Sale for Cash (1983)	32,376.00
Libraries	4,500.00	Self-Liquidating		Cancelled, Abated or Adjusted (1983)	
Other Educational Services		Other		Balance December 31, 1983	253,574.00
STATUTORY EXPENDITURES		Total		CURRENT FINANCES DECEMBER 31, 1983	
Pensions & F. I. C. A.	13,799.88	EQUALIZED VALUATION BASIS		ASSETS	
Employee Fringe Benefits		FOR NET DEBT COMPUTATION	32,474,175	Cash Dec. 31, 1983	452,374.62
Other Statutory Expenditures	1,303.66	REAL PROPERTY VALUATIONS		Taxes Receivable	289,097.08
CETA And Other Public Employment Programs		Code Class # of Parcels % VAL'N	ASSESSED VALUATION	Tax Title Liens	284,882.73
MUNICIPAL FUNCTIONS TOTAL	439,349.16	1 Vacant Land 3922 25.67	5,998,500.00	Foreclosed Property	253,574.00
CAPITAL IMPROVEMENTS *MEMO*	5,000.00	2 Residential 681 49.36	11,533,625.00	Emergencies & Other Deferred Charges	23,387.50
DEBT SERVICE		3 Farm 303 15.76	3,682,090.00	State and Federal Aid Receivable	7,441.23
Principal Payments		4a Commercial 53 5.05	1,179,025.00	Other Receivables	581.53
Interest Payments		4b Industrial 4 4.17	973,400.00	Total	1,311,338.69
DEFERRED CHARGES	17,090.13	4c Apartments		LIABILITIES, RESERVES, AND SURPLUS	
SCHOOL, COUNTY, SPECIAL DISTRICT TAXES	894,104.08	Total 4963	23,366,640.00	Cash Liabilities	131,342.39
RESERVE FOR UNCOLLECTED TAXES	332,948.21	Land Area 37.35 Sq. Miles		Reserves for Receivables	828,135.34
EXPENDITURES TOTAL	1,683,491.58	Net Valuation Taxable-Municipal	24,255,355	Surplus Dec. 31, 1983	351,860.96
		Net Valuation Taxable-County	34,871,537	Total	1,311,338.69
		State Equalized Valuation	35,945,344		
		State Equalization Ratio	66.66		

1107

Population 1980 19,724
 Population 1983 20,767
 S & P Rating
 Moody Rating AAA

General Tax Rate Per \$100. 4.42
 State Equalized Tax Rate 2.35

LAWRENCE TWP. — MERCER CO.**Form of Government:****Council-Manager Plan E (OMCL 50)****Number of Members on Governing Body — 5****PER CAPITA:**

Gross Debt 554.10
 Net Debt 477.59
 Debt Service 58.83
 Total Tax Levy 934.81
 Municipal Expenditures 462.02

PER CENT:

Gross Debt 1.52
 Net Debt 1.31
 Tax Levy Collected 97.67
 Tax Levy Cancelled, Abated or Adjusted .07

EXPENDITURES		REVENUES-REALIZED		1983 PROPERTY TAX	
GENERAL GOVERNMENT				STATE EQUALIZED TAX RATE → 1.13	
Governing Body & Public Boards		1983 Property Taxes Collected	18,938,994.61	Local District School Taxes	9,138,830.00
Municipal Clerk		1983 Payments in Lieu of Taxes	94,195.78	Regional & Consolidated School Tax	
Financial Administration	179,193.00	Delinquent Tax & Lien Collections	502,913.11	School Taxes in Municipal Budget	
Assessment of Taxes	122,253.00	Business Personalty Replacement Taxes	596,204.04	County Taxes	6,436,535.86
Collection of Taxes	76,705.00	Taxes from Public Utilities	2,220,058.00	County Library Taxes	392,247.75
Planning, Housing & Development	172,676.83	Other Miscellaneous Tax Revenues		Local Municipal Purpose Taxes	2,981,701.00
Human Resources	45,000.00	State Aid Revenues	234,009.85	Veteran & Senior Citizen Taxes	177,750.00
Elections	4,800.00	Federal Aid Revenues		Total Taxes for Rate Computation	19,127,064.61
General Administration (other)	679,117.00	State and Local Fiscal Assistance Act Utilized	177,844.48	Special District Taxes	
JUDICIARY		Sale of Acquired Property		Bank Corp. Taxes	32,417.65
Municipal Courts	141,714.00	Other Miscellaneous Revenues	2,827,028.77	Added and Omitted Taxes	431,460.43
PUBLIC SAFETY		Total	25,591,246.64	Total Taxes Levied - ABSTRACT	19,413,192.69
Fire Protection	239,916.44	Prior Years Surplus Appropriated	428,300.00	Total Taxes Billed	19,390,957.03
Police Protection	1,861,806.00	REVENUES TOTAL	26,019,548.64	1983 TAXES COLLECTED	18,938,994.61
Civil Defense & Disaster Control		Reserve For Uncollected Taxes	550,000.00	1983 Taxes Cancelled, Abated or Adjusted	13,946.06
Environmental Inspection & Control	158,441.28	CAPITAL OUTLAY TOTAL	728,911.40	Transfer to Tax Title Liens or Foreclosed	8,017.88
Other Public Safety				Balance Outstanding Dec. 31, 1983	429,998.48
PUBLIC WORKS				PRIOR YEARS TAXES OUTSTANDING	
Streets and Drainage	825,116.00	Public Enterprises		Balance January 1, 1983	1,341,021.32
Sewers and Sewage Processing	1,510,564.00	Recreation—Culture	11,219.60	Collected in 1983	501,729.52
Garbage and Trash Disposal	415,518.07	Public Works	362,859.50	Cancelled, Abated or Adjusted 1983	207,835.41
Public Buildings and Grounds	180,866.00	Buildings and Grounds	354,832.30	Transfers to Tax Title Liens or Foreclosed	
Other Public Works	27,000.00	Library and Education		Balance December 31, 1983	631,456.39
HEALTH and WELFARE		Conservation		TAX TITLE LIENS OUTSTANDING	
Health Services Except Environmental	149,031.00	All Other		Balance January 1, 1983	59,857.12
Welfare-Public Assistance	41,515.00	CAPITAL DEBT AUTHORIZED, DECEMBER 31, 1983		Transfer From Taxes	8,017.88
Hospitals, Clinics, First Aid		ISSUED AND UNISSUED		Redeemed in 1983	1,183.59
Animal, Insect, & Rodent Control	19,455.00	School	1,589,000	Cancelled, Abated or Adjusted (1983)	
Other Welfare Services		Self-liquidating		Transfers to Foreclosed Property	
RECREATION and CONSERVATION		Other	9,918,035	Balance December 31, 1983	66,691.41
Beaches and Boardwalks		Total	11,507,035	PROPERTY ACQUIRED BY DEED OR FORECLOSURE	
Parks, Playgrounds, Shade Trees	237,797.00			Balance January 1, 1983	12,110.00
Land Reclamation & Conservation	800.00			Transfers From Taxes or Liens	
Other Recreational Services	92,615.00			Sale for Cash (1983)	
EDUCATION (excluding schools)				Cancelled, Abated or Adjusted (1983)	
Libraries				Balance December 31, 1983	12,110.00
Other Educational Services	615.00			CURRENT FINANCES DECEMBER 31, 1983	
STATUTORY EXPENDITURES				ASSETS	
Pensions & F. I. C. A.	454,630.00			Cash Dec. 31, 1983	2,695,854.60
Employee Fringe Benefits	178,200.00			Taxes Receivable	1,061,454.87
Other Statutory Expenditures	4,000.00			Tax Title Liens	66,691.41
CETA And Other Public Employment Programs				Foreclosed Property	12,110.00
MUNICIPAL FUNCTIONS				Emergencies & Other Deferred Charges	132,550.00
CAPITAL IMPROVEMENTS	7,810,344.62			State and Federal Aid Receivable	
MEMO	42,650.00			Other Receivables	173,865.39
DEBT SERVICE				Total	4,142,526.27
Principal Payments	234,320.00			LIABILITIES, RESERVES, AND SURPLUS	
Interest Payments	987,409.83			Cash Liabilities	921,426.16
DEFERRED CHARGES				Reserves for Receivables	1,307,246.06
SCHOOL, COUNTY, SPECIAL DISTRICT TAXES	15,967,613.61			Surplus Dec. 31, 1983	1,913,854.05
RESERVE FOR UNCOLLECTED TAXES	550,000.00			Total	4,142,526.27
EXPENDITURES TOTAL	25,562,330.44				

1018
Population 1980 820
Population 1983 825
S & P Rating
Moody Rating

General Tax Rate Per \$100. 4.50
State Equalized Tax Rate 2.60

LEBANON BOROUGH - HUNTERDON CO.
Form of Government:
Borough Council
Number of Members on Governing Body - 6

PER CAPITA:
Gross Debt 987.06
Net Debt 38.11
Debt Service 30.69
Total Tax Levy 808.19
Municipal Expenditures 267.64
PER CENT:
Gross Debt 3.59
Net Debt .14
Tax Levy Collected 92.35
Tax Levy Cancelled, Abated or Adjusted

EXPENDITURES		REVENUES-REALIZED		1983 PROPERTY TAX	
GENERAL GOVERNMENT				STATE EQUALIZED TAX RATE	
Governing Body & Public Boards		1983 Property Taxes Collected	614,504.45	Local District School Taxes 1.16	296,499.00
Municipal Clerk	3,000.00	1983 Payments in Lieu of Taxes		Regional & Consolidated School Tax .73	185,565.73
Financial Administration	2,561.33	Delinquent Tax & Lien Collections	44,190.76	School Taxes in Municipal Budget	
Assessment of Taxes	3,108.56	Business Personalty Replacement Taxes	11,312.72	County Taxes .41	103,887.58
Collection of Taxes	2,814.19	Taxes from Public Utilities	47,979.00	County Library Taxes .02	6,226.72
Planning, Housing & Development		Other Miscellaneous Tax Revenues		Local Municipal Purpose Taxes .28	70,353.02
Human Resources		State Aid Revenues	6,100.98	Veteran & Senior Citizen Taxes	7,800.00
Elections		Federal Aid Revenues	3,159.00	Total Taxes for Rate Computation 2.60	670,332.05
General Administration (other)	39,327.13	State and Local Fiscal Assistance Act Utilized		Special District Taxes	
JUDICIARY	6,900.00	Sale of Acquired Property	33,651.15	Bank Corp. Taxes	4,221.87
Municipal Courts		Other Miscellaneous Revenues	760,898.06	Added and Omitted Taxes	
PUBLIC SAFETY	8,814.48	Total	33,500.00	Total Taxes Levied - ABSTRACT	666,753.92
Fire Protection	25,489.44	Prior Years Surplus Appropriated	794,398.06	Total Taxes Billed	665,409.93
Police Protection	50.00	REVENUES TOTAL	56,853.02	1983 TAXES COLLECTED	614,504.45
Civil Defense & Disaster Control	150.00	Reserve For Uncollected Taxes	161,775.71	1983 Taxes Cancelled, Abated or Adjusted	
Environmental Inspection & Control		CAPITAL OUTLAY		Transfer to Tax Title Liens or Foreclosed	2,884.50
Other Public Safety		Total		Balance Outstanding Dec. 31, 1983	48,020.98
PUBLIC WORKS	12,410.00	Public Enterprises		PRIOR YEARS TAXES OUTSTANDING	
Streets and Drainage		Recreation—Culture	158,262.30	Balance January 1, 1983	47,089.62
Sewers and Sewage Processing	16,384.00	Public Works	3,516.41	Collected in 1983	44,190.76
Garbage and Trash Disposal	1,912.49	Buildings and Grounds		Cancelled, Abated or Adjusted 1983	1,509.52
Public Buildings and Grounds	2,945.00	Library and Education		Transfers to Tax Title Liens or Foreclosed	1,384.25
Other Public Works		Conservation		Balance December 31, 1983	5.09
HEALTH and WELFARE	110.44	All Other		TAX TITLE LIENS OUTSTANDING	
Health Services Except Environmental	625.00	CAPITAL DEBT AUTHORIZED, DECEMBER 31, 1983		Balance January 1, 1983	
Welfare-Public Assistance		ISSUED AND UNISSUED		Transfer From Taxes	5,166.30
Hospitals, Clinics, First Aid		SCHOOL	115,362	Redeemed in 1983	
Animal, Insect, & Rodent Control		Self-liquidating	698,959	Cancelled, Abated or Adjusted (1983)	
Other Welfare Services		Other	31,443	Transfers to Foreclosed Property	
RECREATION and CONSERVATION		Total	814,321	Balance December 31, 1983	5,166.30
Beaches and Boardwalks		ISSUED AND OUTSTANDING		PROPERTY ACQUIRED BY DEED OR FORECLOSURE	
Parks, Playgrounds, Shade Trees		SCHOOL	115,362.93	Balance January 1, 1983	
Land Reclamation & Conservation		Self-Liquidating	539,000.00	Transfers From Taxes or Liens	
Other Recreational Services	4,760.00	Other	654,362.93	Sale for Cash (1983)	
EDUCATION (excluding schools)		Total		Cancelled, Abated or Adjusted (1983)	
Libraries		EQUALIZED VALUATION BASIS		Balance December 31, 1983	
Other Educational Services		FOR NET DEBT COMPUTATION	22,697.973	CURRENT FINANCES DECEMBER 31, 1983	
STATUTORY EXPENDITURES	5,019.29	REAL PROPERTY VALUATIONS		ASSETS	
Pensions & F. I. C. A.		Code Class # of Parcels % VAL'N		Cash Dec. 31, 1983	229,587.49
Employee Fringe Benefits	350.00	1 Vacant Land 22 2.24		Taxes Receivable	48,026.07
Other Statutory Expenditures		2 Residential 210 65.42		Tax Title Liens	5,166.30
CETA And Other Public Employment Programs	136,731.35	3 Farm 23 2.61		Foreclosed Property	
MUNICIPAL FUNCTIONS	13,000.00	4a Commercial 44 21.27		Emergencies & Other Deferred Charges	7,600.00
CAPITAL IMPROVEMENTS	*MEMO*	4b Industrial 4 8.46		State and Federal Aid Receivable	
DEBT SERVICE	20,000.00	4c Apartments		Other Receivables	78.02
Principal Payments	5,319.98	Total	303	Total	290,457.88
Interest Payments		Land Area 1.23 Sq. Miles		LIABILITIES, RESERVES, AND SURPLUS	
DEFERRED CHARGES	1,900.00	Net Valuation Taxable-Municipal	14,746,686	Cash Liabilities	188,279.95
SCHOOL, COUNTY, SPECIAL DISTRICT TAXES	592,179.03	Net Valuation Taxable-County	22,690,625	Reserves for Receivables	53,270.39
RESERVE FOR UNCOLLECTED TAXES	56,853.02	State Equalized Valuation	25,155,068	Surplus Dec. 31, 1983	48,907.54
EXPENDITURES	812,983.38	State Equalization Ratio	57.67	Total	290,457.88

1019

Population 1980 5,459
 Population 1983 5,453
 S & P Rating
 Moody Rating

General Tax Rate Per \$100.
 1.42
 State Equalized Tax Rate
 1.40

LEBANON TOWNSHIP – HUNTERDON CO.
Form of Government:
Township Committee
Number of Members on Governing Body – 3

PER CAPITA:
 Gross Debt 278.77
 Net Debt
 Debt Service
 Total Tax Levy 421.40
 Municipal Expenditures 559.72

PER CENT:
 Gross Debt .98
 Net Debt
 Tax Levy Collected 92.15
 Tax Levy Cancelled, Abated
 or Adjusted .07

EXPENDITURES		REVENUES-REALIZED		1983 PROPERTY TAX	
GENERAL GOVERNMENT				STATE EQUALIZED TAX RATE	
Governing Body & Public Boards		1983 Property Taxes Collected	2,128,432.82	Local District School Taxes .09	154,145.98
Municipal Clerk		1983 Payments in Lieu of Taxes		Regional & Consolidated School Tax .72	1,172,602.73
Financial Administration	19,450.00	Delinquent Tax & Lien Collections	197,877.61	School Taxes in Municipal Budget	
Assessment of Taxes	19,500.00	Business Personality Replacement Taxes	48,262.84	County Taxes .45	734,101.46
Collection of Taxes	31,300.00	Taxes from Public Utilities	2,121,917.00	County Library Taxes .03	43,999.05
Planning, Housing & Development	31,800.00	Other Miscellaneous Tax Revenues		Local Municipal Purpose Taxes .11	177,700.00
Human Resources	4,200.00	State Aid Revenues	31,549.83	Veteran & Senior Citizen Taxes	49,750.00
Elections	1,200.00	Federal Aid Revenues		Total Taxes for Rate Computation 1.40	2,332,299.22
General Administration (other)	168,225.00	State and Local Fiscal Assistance Act Utilized	36,400.00	Special District Taxes	
JUDICIARY		Sale of Acquired Property		Bank Corp. Taxes	
Municipal Courts	7,500.00	Other Miscellaneous Revenues		Added and Omitted Taxes	15,361.01
PUBLIC SAFETY		Total	5,035,580.51	Total Taxes Levied - ABSTRACT	2,297,910.23
Fire Protection	44,790.00	Prior Years Surplus Appropriated	1,380,000.00	Total Taxes Billed	2,309,625.02
Police Protection	287,500.00	REVENUES TOTAL	6,415,580.51	1983 TAXES COLLECTED	2,128,432.82
Civil Defense & Disaster Control	500.00	Reserve For Uncollected Taxes	256,300.00	1983 Taxes Cancelled, Abated or Adjusted	1,638.13
Environmental Inspection & Control	17,000.00	CAPITAL OUTLAY TOTAL	98,867.50	Transfer to Tax Title Liens or Foreclosed	6,737.47
Other Public Safety				Balance Outstanding Dec. 31, 1983	172,816.60
PUBLIC WORKS				PRIOR YEARS TAXES OUTSTANDING	
Streets and Drainage	471,500.00	Public Enterprises		Balance January 1, 1983	201,292.96
Sewers and Sewage Processing	1,000.00	Recreation—Culture		Collected in 1983	197,877.61
Garbage and Trash Disposal	13,500.00	Public Works	65,094.50	Cancelled, Abated or Adjusted 1983	
Public Buildings and Grounds	29,000.00	Buildings and Grounds	33,773.00	Transfers to Tax Title Liens or Foreclosed	
Other Public Works	8,000.00	Library and Education		Balance December 31, 1983	3,415.35
HEALTH and WELFARE		Conservation		TAX TITLE LIENS OUTSTANDING	
Health Services Except Environmental	11,000.00	All Other		Balance January 1, 1983	47,047.66
Welfare-Public Assistance	7,300.00	CAPITAL DEBT AUTHORIZED, DECEMBER 31, 1983		Transfer From Taxes	6,737.47
Hospitals, Clinics, First Aid		ISSUED AND UNISSUED		Redeemed in 1983	
Animal, Insect, & Rodent Control	6,700.00	School	1,520,110	Cancelled, Abated or Adjusted (1983)	
Other Welfare Services		Self-liquidating		Transfers to Foreclosed Property	
RECREATION and CONSERVATION		Other		Balance December 31, 1983	53,785.13
Beaches and Boardwalks		Total	1,520,110	PROPERTY ACQUIRED BY DEED OR FORECLOSURE	
Parks, Playgrounds, Shade Trees	4,750.00	ISSUED AND OUTSTANDING		Balance January 1, 1983	38,000.00
Land Reclamation & Conservation	39,660.00	School	785,110.64	Transfers From Taxes or Liens	
Other Recreational Services		Self-Liquidating		Sale for Cash (1983)	
EDUCATION (excluding schools)		Other		Cancelled, Abated or Adjusted (1983)	
Libraries	21,350.00	Total	785,110.64	Balance December 31, 1983	38,000.00
Other Educational Services	1,391,578.02	EQUALIZED VALUATION BASIS		CURRENT FINANCES DECEMBER 31, 1983	
STATUTORY EXPENDITURES		FOR NET DEBT COMPUTATION	154,472,674	ASSETS	
Pensions & F. I. C. A.	81,557.00	REAL PROPERTY VALUATIONS		Cash Dec. 31, 1983	3,954,453.22
Employee Fringe Benefits	41,500.00	Code Class # of Parcels % VAL'N	ASSESSED VALUATION	Taxes Receivable	176,231.95
Other Statutory Expenditures	6,000.00	1 Vacant Land 521 6.79	10,885,741.00	Tax Title Liens	53,785.13
CETA And Other Public Employment Programs		2 Residential 1466 73.37	117,617,822.00	Foreclosed Property	38,000.00
MUNICIPAL FUNCTIONS		3 Farm 501 13.28	21,291,469.00	Emergencies & Other Deferred Charges	1,500.00
CAPITAL IMPROVEMENTS		4a Commercial 54 5.87	9,417,624.00	State and Federal Aid Receivable	4,061.50
DEBT SERVICE		4b Industrial 2 .40	646,650.00	Other Receivables	1,716.23
Principal Payments		4c Apartments 3 .28	456,000.00	Total	4,229,748.03
Interest Payments		Total 2547	160,315,306.00	LIABILITIES, RESERVES, AND SURPLUS	
DEFERRED CHARGES		Land Area 31.85 Sq. Miles		Cash Liabilities	1,601,011.61
SCHOOL, COUNTY, SPECIAL DISTRICT TAXES	2,104,849.22	Net Valuation Taxable-Municipal	161,567,691	Reserves for Receivables	269,733.31
RESERVE FOR UNCOLLECTED TAXES	256,300.00	Net Valuation Taxable-County	160,417,805	Surplus Dec. 31, 1983	2,359,003.11
EXPENDITURES		State Equalized Valuation	163,943,251	Total	4,229,748.03
TOTAL	5,157,029.24	State Equalization Ratio	98.54		

0229
Population 1980 8,027
Population 1983 8,052
S & P Rating
Moody Rating A

General Tax Rate Per \$100. 4.60
State Equalized Tax Rate 2.85

LEONIA BOROUGH – BERGEN COUNTY
Form of Government:
Borough Council
Number of Members on Governing Body – 6

PER CAPITA:
Gross Debt 559.92
Net Debt 149.00
Debt Service 36.08
Total Tax Levy 871.44
Municipal Expenditures 412.89
PER CENT:
Gross Debt 2.01
Net Debt .53
Tax Levy Collected 98.07
Tax Levy Cancelled, Abated or Adjusted .37

EXPENDITURES		REVENUES-REALIZED		1983 PROPERTY TAX	
GENERAL GOVERNMENT		1983 Property Taxes Collected		STATE EQUALIZED TAX RATE →	
Governing Body & Public Boards		1983 Payments in Lieu of Taxes		Local District School Taxes	1.78
Municipal Clerk		Delinquent Tax & Lien Collections		Regional & Consolidated School Tax	
Financial Administration	12,750.00	Business Personalty Replacement Taxes		School Taxes in Municipal Budget	
Assessment of Taxes	11,805.00	Taxes from Public Utilities		County Taxes	.35
Collection of Taxes	89,107.00	Other Miscellaneous Tax Revenues		County Library Taxes	
Planning, Housing & Development	7,495.00	State Aid Revenues		Local Municipal Purpose Taxes	.71
Human Resources		Federal Aid Revenues		Veteran & Senior Citizen Taxes	
Elections	1,300.00	State and Local Fiscal Assistance Act Utilized		Total Taxes for Rate Computation	2.84
General Administration (other)	378,441.25	Sale of Acquired Property		Special District Taxes	
JUDICIARY		Other Miscellaneous Revenues		Bank Corp. Taxes	25,525.77
Municipal Courts	46,536.00	Total		Added and Omitted Taxes	70,309.13
PUBLIC SAFETY		Prior Years Surplus Appropriated		Total Taxes Levied - ABSTRACT	7,016,866.65
Fire Protection	82,110.00	REVENUES TOTAL		Total Taxes Billed	6,997,435.19
Police Protection	692,215.98	Reserve For Uncollected Taxes		1983 TAXES COLLECTED	6,862,236.04
Civil Defense & Disaster Control		CAPITAL OUTLAY TOTAL		1983 Taxes Cancelled, Abated or Adjusted	25,681.80
Environmental Inspection & Control	51,125.00	Public Enterprises		Transfer to Tax Title Liens or Foreclosed	2,470.20
Other Public Safety		Recreation—Culture		Balance Outstanding Dec. 31, 1983	107,047.15
PUBLIC WORKS		Public Works		PRIOR YEARS TAXES OUTSTANDING	
Streets and Drainage	165,136.00	Buildings and Grounds		Balance January 1, 1983	109,831.86
Sewers and Sewage Processing	207,532.84	Library and Education		Collected in 1983	99,668.71
Garbage and Trash Disposal	245,933.00	Conservation		Cancelled, Abated or Adjusted 1983	1,159.52
Public Buildings and Grounds	103,536.00	All Other		Transfers to Tax Title Liens or Foreclosed	
Other Public Works	93,511.00	CAPITAL DEBT AUTHORIZED, DECEMBER 31, 1983		Balance December 31, 1983	9,003.63
HEALTH and WELFARE		ISSUED AND UNISSUED		TAX TITLE LIENS OUTSTANDING	
Health Services Except Environmental	34,777.26	GROSS DEBT		Balance January 1, 1983	57,666.73
Welfare-Public Assistance	8,036.00	NET DEBT		Transfer From Taxes	2,470.20
Hospitals, Clinics, First Aid		School		Redeemed in 1983	21,503.13
Animal, Insect, & Rodent Control		Self-liquidating		Cancelled, Abated or Adjusted (1983)	25,021.32
Other Welfare Services		Other		Transfers to Foreclosed Property	
RECREATION and CONSERVATION		Total		Balance December 31, 1983	13,612.48
Beaches and Boardwalks		ISSUED AND OUTSTANDING		PROPERTY ACQUIRED BY DEED OR FORECLOSURE	
Parks, Playgrounds, Shade Trees	5,335.00	School		Balance January 1, 1983	66,740.00
Land Reclamation & Conservation	7,468.26	Self-Liquidating		Transfers From Taxes or Liens	
Other Recreational Services	66,503.00	Other		Sale for Cash (1983)	
EDUCATION (excluding schools)		Total		Cancelled, Abated or Adjusted (1983)	
Libraries	169,533.00	EQUALIZED VALUATION BASIS		Balance December 31, 1983	66,740.00
Other Educational Services		FOR NET DEBT COMPUTATION		CURRENT FINANCES DECEMBER 31, 1983	
STATUTORY EXPENDITURES		REAL PROPERTY VALUATIONS		ASSETS	
Pensions & F. I. C. A.	263,972.83	Code Class # of Parcels % VAL'N		Cash Dec. 31, 1983	501,816.93
Employee Fringe Benefits	120,155.00	1 Vacant Land 167 3.18		Taxes Receivable	116,050.78
Other Statutory Expenditures		2 Residential 2004 80.99		Tax Title Liens	13,612.48
CETA And Other Public Employment Programs		3 Farm		Foreclosed Property	66,740.00
MUNICIPAL FUNCTIONS TOTAL	2,864,314.42	4a Commercial 62 5.42		Emergencies & Other Deferred Charges	8,640.00
CAPITAL IMPROVEMENTS *MEMO*	40,000.00	4b Industrial 5 2.25		State and Federal Aid Receivable	2,344.95
DEBT SERVICE		4c Apartments 39 8.15		Other Receivables	623.36
Principal Payments	208,044.47	Total 2277		Total	709,828.50
Interest Payments	82,483.80	Land Area 1.50 Sq. Miles		LIABILITIES, RESERVES, AND SURPLUS	
DEFERRED CHARGES	12,783.46	Net Valuation Taxable-Municipal		Cash Liabilities	234,064.93
SCHOOL, COUNTY, SPECIAL DISTRICT TAXES	5,193,939.81	Net Valuation Taxable-County		Reserves for Receivables	197,026.62
RESERVE FOR UNCOLLECTED TAXES	157,000.00	State Equalized Valuation		Surplus Dec. 31, 1983	278,736.95
EXPENDITURES TOTAL	8,517,665.96	State Equalization Ratio		Total	709,828.50

2114
Population 1980 1,730
Population 1983 1,709
S & P Rating
Moody Rating

General Tax Rate Per \$100. 3.36
State Equalized Tax Rate 2.26

LIBERTY TOWNSHIP – WARREN COUNTY
Form of Government:
Township Committee
Number of Members on Governing Body – 3

PER CAPITA:
Gross Debt 315.47
Net Debt
Debt Service
Total Tax Levy 619.12
Municipal Expenditures 262.23
PER CENT:
Gross Debt 1.23
Net Debt
Tax Levy Collected 69.26
Tax Levy Cancelled, Abated or Adjusted .01

EXPENDITURES		REVENUES-REALIZED		1983 PROPERTY TAX	
GENERAL GOVERNMENT				STATE EQUALIZED TAX RATE	
Governing Body & Public Boards	3,450.00	1983 Property Taxes Collected	946,074.47	Local District School Taxes 1.29	604,415.00
Municipal Clerk	5,115.00	1983 Payments in Lieu of Taxes		Regional & Consolidated School Tax	
Financial Administration	10,167.15	Delinquent Tax & Lien Collections	93,525.38	School Taxes in Municipal Budget	
Assessment of Taxes	8,000.00	Business Personalty Replacement Taxes	12,508.96	County Taxes .62 *	289,445.52
Collection of Taxes	8,050.00	Taxes from Public Utilities	82,581.68	County Library Taxes .03	15,636.32
Planning, Housing & Development	5,300.00	Other Miscellaneous Tax Revenues		Local Municipal Purpose Taxes .31	143,463.57
Human Resources		State Aid Revenues	8,696.43	Veteran & Senior Citizen Taxes	22,600.00
Elections		Federal Aid Revenues		Total Taxes for Rate Computation 2.25	1,075,560.41
General Administration (other)	40,065.00	State and Local Fiscal Assistance Act Utilized	8,973.15	Special District Taxes	
JUDICIARY		Sale of Acquired Property		Bank Corp. Taxes	
Municipal Courts		Other Miscellaneous Revenues	83,440.62	Added and Omitted Taxes	5,114.73
PUBLIC SAFETY		Total	1,235,800.69	Total Taxes Levied - ABSTRACT	1,058,075.14
Fire Protection	9,000.00	Prior Years Surplus Appropriated	60,000.00	Total Taxes Billed	1,059,944.58
Police Protection	3,700.00	REVENUES TOTAL	1,295,800.69	1983 TAXES COLLECTED	946,074.47
Civil Defense & Disaster Control	200.00	Reserve For Uncollected Taxes	111,710.00	1983 Taxes Cancelled, Abated or Adjusted	71.84
Environmental Inspection & Control	6,200.00			Transfer to Tax Title Liens or Foreclosed	16,912.40
Other Public Safety				Balance Outstanding Dec. 31, 1983	96,885.87
PUBLIC WORKS		CAPITAL OUTLAY TOTAL	60,372.92	PRIOR YEARS TAXES OUTSTANDING	
Streets and Drainage	160,844.00	Public Enterprises		Balance January 1, 1983	105,111.31
Sewers and Sewage Processing		Recreation—Culture		Collected in 1983	76,672.14
Garbage and Trash Disposal	2,800.00	Public Works		Cancelled, Abated or Adjusted 1983	7.52
Public Buildings and Grounds	47,998.00	Buildings and Grounds	60,372.92	Transfers to Tax Title Liens or Foreclosed	4,430.06
Other Public Works		Library and Education		Balance December 31, 1983	23,995.59
HEALTH and WELFARE		Conservation		TAX TITLE LIENS OUTSTANDING	
Health Services Except Environmental	100.00	All Other		Balance January 1, 1983	57,589.52
Welfare-Public Assistance				Transfer From Taxes	22,052.23
Hospitals, Clinics, First Aid				Redeemed in 1983	16,853.24
Animal, Insect, & Rodent Control	700.00			Cancelled, Abated or Adjusted (1983)	
Other Welfare Services				Transfers to Foreclosed Property	2,988.55
RECREATION and CONSERVATION				Balance December 31, 1983	59,799.96
Beaches and Boardwalks				PROPERTY ACQUIRED BY DEED OR FORECLOSURE	
Parks, Playgrounds, Shade Trees				Balance January 1, 1983	5,110.00
Land Reclamation & Conservation				Transfers From Taxes or Liens	10,850.00
Other Recreational Services	4,500.00			Sale for Cash (1983)	
EDUCATION (excluding schools)				Cancelled, Abated or Adjusted (1983)	
Libraries				Balance December 31, 1983	15,960.00
Other Educational Services				CURRENT FINANCES DECEMBER 31, 1983	
STATUTORY EXPENDITURES				ASSETS	
Pensions & F. I. C. A.	14,000.00			Cash Dec. 31, 1983	413,308.35
Employee Fringe Benefits	4,250.00			Taxes Receivable	120,681.46
Other Statutory Expenditures	2,000.00			Tax Title Liens	59,799.96
CETA And Other Public Employment Programs				Foreclosed Property	15,960.00
MUNICIPAL FUNCTIONS TOTAL	336,439.15			Emergencies & Other Deferred Charges	6,500.00
CAPITAL IMPROVEMENTS *MEMO*	15,000.00			State and Federal Aid Receivable	866.58
DEBT SERVICE				Other Receivables	
Principal Payments				Total	617,376.35
Interest Payments				LIABILITIES, RESERVES, AND SURPLUS	
DEFERRED CHARGES				Cash Liabilities	330,580.74
SCHOOL, COUNTY, SPECIAL DISTRICT TAXES	909,496.84			Reserves for Receivables	196,641.42
RESERVE FOR UNCOLLECTED TAXES	111,710.00			Surplus Dec. 31, 1983	90,154.19
EXPENDITURES TOTAL	1,357,645.99			Total	617,376.35

1416
Population 1980 8,806
Population 1983 8,710
S & P Rating
Moody Rating A

General Tax Rate Per \$100.
5.83
State Equalized Tax Rate
2.83

LINCOLN PARK BOROUGH - MORRIS CO.
Form of Government:
Mayor-Council Plan F (OMCL 50)
Number of Members on Governing Body - 7

PER CAPITA:
Gross Debt 515.23
Net Debt 394.75
Debt Service 39.42
Total Tax Levy 708.14
Municipal Expenditures 447.92
PER CENT:
Gross Debt 2.29
Net Debt 1.76
Tax Levy Collected 96.88
Tax Levy Cancelled, Abated or Adjusted .05

EXPENDITURES		REVENUES-REALIZED		1983 PROPERTY TAX	
GENERAL GOVERNMENT				STATE EQUALIZED TAX RATE	
Governing Body & Public Boards		1983 Property Taxes Collected	5,968,153.27	Local District School Taxes	1.62 3,512,857.78
Municipal Clerk		1983 Payments in Lieu of Taxes	142,140.21	Regional & Consolidated School Tax	
Financial Administration	65,884.00	Delinquent Tax & Lien Collections	87,067.84	School Taxes in Municipal Budget	
Assessment of Taxes	27,700.99	Business Personalty Replacement Taxes	413,090.00	County Taxes	.36 776,728.76
Collection of Taxes	14,505.00	Taxes from Public Utilities		County Library Taxes	
Planning, Housing & Development	53,315.12	Other Miscellaneous Tax Revenues	87,752.20	Local Municipal Purpose Taxes	.85 1,841,501.09
Human Resources		State Aid Revenues		Veteran & Senior Citizen Taxes	64,050.00
Elections		Federal Aid Revenues	127,652.78	Total Taxes for Rate Computation	2.83 6,195,137.63
General Administration (other)	278,003.65	State and Local Fiscal Assistance Act Utilized		Special District Taxes	
JUDICIARY		Sale of Acquired Property	1,128,275.72	Bank Corp. Taxes	15,827.56
Municipal Courts	18,106.00	Other Miscellaneous Revenues	7,954,132.02	Added and Omitted Taxes	20,493.01
PUBLIC SAFETY		Total	7,954,132.02	Total Taxes Levied - ABSTRACT	6,167,908.20
Fire Protection	30,700.00	Prior Years Surplus Appropriated	700,000.00	Total Taxes Billed	5,968,153.27
Police Protection	531,491.78	REVENUES TOTAL	8,654,132.02	1983 TAXES COLLECTED	
Civil Defense & Disaster Control	3,975.00	Reserve For Uncollected Taxes	308,272.53	1983 Taxes Cancelled, Abated or Adjusted	2,974.98
Environmental Inspection & Control	22,272.00			Transfer to Tax Title Liens or Foreclosed	55,090.59
Other Public Safety				Balance Outstanding Dec. 31, 1983	134,348.66
PUBLIC WORKS		CAPITAL OUTLAY TOTAL	366,218.76	PRIOR YEARS TAXES OUTSTANDING	
Streets and Drainage	270,289.55	Public Enterprises	63,018.76	Balance January 1, 1983	134,463.02
Sewers and Sewage Processing	956,753.00	Recreation—Culture	2,212.12	Collected in 1983	128,944.15
Garbage and Trash Disposal	293,080.00	Public Works	238,921.11	Cancelled, Abated or Adjusted 1983.	340.69
Public Buildings and Grounds	101,663.65	Buildings and Grounds	62,066.77	Transfers to Tax Title Liens or Foreclosed	5,178.18
Other Public Works	40,000.00	Library and Education		Balance December 31, 1983	
HEALTH and WELFARE		Conservation		TAX TITLE LIENS OUTSTANDING	
Health Services Except Environmental	95,722.00	All Other		Balance January 1, 1983	249,251.86
Welfare-Public Assistance	13,434.00			Transfer From Taxes	60,964.07
Hospitals, Clinics, First Aid		CAPITAL DEBT AUTHORIZED, DECEMBER 31, 1983		Redeemed in 1983	13,196.06
Animal, Insect, & Rodent Control	1,000.00	ISSUED AND UNISSUED		Cancelled, Abated or Adjusted (1983)	2,531.42
Other Welfare Services		School	537,000	Transfers to Foreclosed Property	
RECREATION and CONSERVATION		Self-Liquidating	1,165,250	Balance December 31, 1983	294,488.45
Beaches and Boardwalks		Other	2,785,420	PROPERTY ACQUIRED BY DEED OR	
Parks, Playgrounds, Shade Trees	59,819.00	Total	4,487,670	FORECLOSURE	
Land Reclamation & Conservation	10,107.14			Balance January 1, 1983	714,715.00
Other Recreational Services	37,082.00	ISSUED AND OUTSTANDING		Transfers From Taxes or Liens	
EDUCATION (excluding schools)		School	146,000.00	Sale for Cash (1983)	251,050.00
Libraries	86,300.00	Self-Liquidating	927,750.00	Cancelled, Abated or Adjusted (1983)	
Other Educational Services	512.48	Other	1,177,350.31	Balance December 31, 1983	463,665.00
STATUTORY EXPENDITURES		Total	2,251,100.31	CURRENT FINANCES DECEMBER 31, 1983	
Pensions & F. I. C. A.	135,667.55	EQUALIZED VALUATION BASIS		ASSETS	
Employee Fringe Benefits	59,953.00	FOR NET DEBT COMPUTATION	195,742,998	Cash Dec. 31, 1983	1,103,923.11
Other Statutory Expenditures	11,000.00	REAL PROPERTY VALUATIONS		Taxes Receivable	134,348.66
CETA And Other Public Employment Programs		Code Class # of Parcels % VAL'N	ASSESSED VALUATION	Tax Title Liens	294,488.45
MUNICIPAL FUNCTIONS		1 Vacant Land 349 6.47	6,775,100.00	Foreclosed Property	463,665.00
CAPITAL IMPROVEMENTS		2 Residential 2074 66.80	69,987,575.00	Emergencies & Other Deferred Charges	98,293.18
DEBT SERVICE		3 Farm 34 .53	557,900.00	State and Federal Aid Receivable	143.21
Principal Payments	255,650.00	4a Commercial 39 11.11	11,036,600.00	Other Receivables	92,189.01
Interest Payments	87,661.21	4b Industrial 20 8.09	8,479,600.00	Total	2,187,050.62
		4c Apartments 3 7.00	7,330,700.00	LIABILITIES, RESERVES, AND SURPLUS	
		Total 2539	104,767,475.00	Cash Liabilities	344,648.01
DEFERRED CHARGES		Land Area 6.66 Sq. Miles		Reserves for Receivables	984,691.12
SCHOOL, COUNTY, SPECIAL DISTRICT TAXES	31,459.46	Net Valuation Taxable-Municipal	105,310,025	Surplus Dec. 31, 1983	857,711.49
SCHOOL, COUNTY, SPECIAL DISTRICT TAXES	4,289,586.54	Net Valuation Taxable-County	218,378,772	Total	2,187,050.62
RESERVE FOR UNCOLLECTED TAXES	308,272.53	State Equalized Valuation	216,026,987		
EXPENDITURES		State Equalization Ratio	48.62		
TOTAL	8,190,966.65				

2009

Population 1980 37,836
 Population 1983 37,547
 S & P Rating AA
 Moody Rating AA

General Tax Rate Per \$100. 2.27
 State Equalized Tax Rate 1.53

LINDEN CITY - UNION COUNTY

Form of Government:

City Charter Act (P.L. 1897 c. 30)

Number of Members on Governing Body - 11

PER CAPITA:

Gross Debt 440.32
 Net Debt 332.56
 Debt Service 71.82
 Total Tax Levy 688.39
 Municipal Expenditures 786.53

PER CENT:

Gross Debt 1.04
 Net Debt .79
 Tax Levy Collected 97.74
 Tax Levy Cancelled, Abated or Adjusted .62

EXPENDITURES		REVENUES-REALIZED		1983 PROPERTY TAX	
GENERAL GOVERNMENT				STATE EQUALIZED TAX RATE	
Governing Body & Public Boards	342,575.00	1983 Property Taxes Collected	25,290,006.11	Local District School Taxes .94	15,832,049.50
Municipal Clerk	145,850.00	1983 Payments in Lieu of Taxes		Regional & Consolidated School Tax	
Financial Administration	180,982.00	Delinquent Tax & Lien Collections	401,811.74	School Taxes in Municipal Budget .05	835,000.00
Assessment of Taxes	223,075.00	Business Personality Replacement Taxes	2,739,156.48	County Taxes .54	9,062,207.56
Collection of Taxes	197,050.00	Taxes from Public Utilities	17,297,347.00	County Library Taxes	
Planning, Housing & Development	50,895.00	Other Miscellaneous Tax Revenues		Local Municipal Purpose Taxes	
Human Resources		State Aid Revenues	293,803.44	Veteran & Senior Citizen Taxes	612,750.00
Elections	12,525.00	Federal Aid Revenues		Total Taxes for Rate Computation 1.53	26,342,007.06
General Administration (other)	2,114,775.00	State and Local Fiscal Assistance Act Utilized	607,344.64	Special District Taxes	
JUDICIARY	133,550.00	Sale of Acquired Property	33,050.00	Bank Corp. Taxes	83,461.53
PUBLIC SAFETY		Other Miscellaneous Revenues	2,255,017.29	Added and Omitted Taxes	34,173.81
Fire Protection	4,475,097.64	Total	48,918,136.70	Total Taxes Levied - ABSTRACT	25,846,892.40
Police Protection	4,076,697.00	Prior Years Surplus Appropriated	7,800,000.00	Total Taxes Billed	25,875,599.87
Civil Defense & Disaster Control	29,075.00	REVENUES TOTAL	56,718,136.70	1983 TAXES COLLECTED	25,290,006.11
Environmental Inspection & Control	194,400.00	Reserve For Uncollected Taxes	907,000.00	1983 Taxes Cancelled, Abated or Adjusted	161,633.56
Other Public Safety	45,625.00	CAPITAL OUTLAY TOTAL	2,535,297.66	Transfer to Tax Title Liens or Foreclosed	25,534.93
PUBLIC WORKS				Balance Outstanding Dec. 31, 1983	398,425.27
Streets and Drainage	3,105,198.00	Public Enterprises		PRIOR YEARS TAXES OUTSTANDING	
Sewers and Sewage Processing	710,625.00	Recreation—Culture	196,631.25	Balance January 1, 1983	388,713.25
Garbage and Trash Disposal	838,725.00	Public Works	897,385.03	Collected in 1983	373,256.07
Public Buildings and Grounds	647,402.00	Buildings and Grounds	1,441,194.88	Cancelled, Abated or Adjusted 1983	225.00
Other Public Works	1,105,350.00	Library and Education	86.50	Transfers to Tax Title Liens or Foreclosed	7,991.40
HEALTH and WELFARE		Conservation		Balance December 31, 1983	7,240.78
Health Services Except Environmental	380,955.00	All Other		TAX TITLE LIENS OUTSTANDING	
Welfare-Public Assistance	91,750.00	CAPITAL DEBT AUTHORIZED, DECEMBER 31, 1983		Balance January 1, 1983	36,850.41
Hospitals, Clinics, First Aid		ISSUED AND UNISSUED		Transfer From Taxes	34,326.08
Animal, Insect, & Rodent Control	27,500.00	School	4,046,000	Redeemed in 1983	28,555.67
Other Welfare Services		Self-liquidating	12,486,775	Cancelled, Abated or Adjusted (1983)	295.00
RECREATION and CONSERVATION		Other	16,532,775	Transfers to Foreclosed Property	
Beaches and Boardwalks		Total	12,486,775	Balance December 31, 1983	42,325.82
Parks, Playgrounds, Shade Trees	324,400.00	ISSUED AND OUTSTANDING		PROPERTY ACQUIRED BY DEED OR FORECLOSURE	
Land Reclamation & Conservation	800.00	School	4,046,000.00	Balance January 1, 1983	246,102.50
Other Recreational Services	1,091,125.00	Self-liquidating	11,131,000.00	Transfers From Taxes or Liens	
EDUCATION (excluding schools)		Other	15,177,000.00	Sale for Cash (1983)	33,050.00
Libraries	985,625.00	Total	15,177,000.00	Cancelled, Abated or Adjusted (1983)	73,350.00
Other Educational Services	4,025.00	EQUALIZED VALUATION BASIS		Balance December 31, 1983	139,702.50
STATUTORY EXPENDITURES		FOR NET DEBT COMPUTATION	1,582,142,393	CURRENT FINANCES DECEMBER 31, 1983	
Pensions & F. I. C. A.	3,096,625.00	REAL PROPERTY VALUATIONS		ASSETS	
Employee Fringe Benefits	1,280,000.00	Code Class # of Parcels % VAL'N	ASSESSED VALUATION	Cash Dec. 31, 1983	12,163,636.29
Other Statutory Expenditures	100,000.00	1 Vacant Land 732 .82	9,257,900.00	Taxes Receivable	405,666.05
CETA And Other Public Employment Programs		2 Residential 9291 30.91	348,879,600.00	Tax Title Liens	42,325.82
MUNICIPAL FUNCTIONS TOTAL	25,928,276.64	3 Farm		Foreclosed Property	139,702.50
CAPITAL IMPROVEMENTS *MEMO*	125,000.00	4a Commercial 868 11.21	126,515,000.00	Emergencies & Other Deferred Charges	
DEBT SERVICE		4b Industrial 232 55.05	621,331,900.00	State and Federal Aid Receivable	9,113.75
Principal Payments	1,757,116.07	4c Apartments 81 2.01	22,631,900.00	Other Receivables	10,169.95
Interest Payments	939,584.53	Total 11204	1,128,616,300.00	Total	12,770,614.36
TYPE I SCHL DEBT *MEMO	821,386.75	Land Area 10.95 Sq. Miles		LIABILITIES, RESERVES, AND SURPLUS	
DEFERRED CHARGES		Net Valuation Taxable-Municipal	1,138,388,500	Cash Liabilities	5,990,791.44
SCHOOL, COUNTY, SPECIAL DISTRICT TAXES	25,729,257.06	Net Valuation Taxable-County	1,777,358,350	Reserves for Receivables	595,429.22
RESERVE FOR UNCOLLECTED TAXES	907,000.00	State Equalized Valuation	1,681,828,122	Surplus Dec. 31, 1983	6,184,393.70
EXPENDITURES TOTAL	55,261,234.30	State Equalization Ratio	67.53	Total	12,770,614.36

1981/3000

* ABOVE DEBT SERVICE INCLUDES TYPE I SCHOOL DEBT

0422
Population 1980 18,196
Population 1983 18,262
S & P Rating
Moody Rating BAA1

General Tax Rate Per \$100.
4.17
State Equalized Tax Rate
2.98

LINDENWOLD BOROUGH – CAMDEN CO.
Form of Government:
Borough Council
Number of Members on Governing Body – 6

PER CAPITA:
Gross Debt 206.43
Net Debt 127.43
Debt Service 21.88
Total Tax Levy 417.60
Municipal Expenditures 188.20
PER CENT:
Gross Debt 1.73
Net Debt 1.07
Tax Levy Collected 95.52
Tax Levy Cancelled, Abated or Adjusted

EXPENDITURES		REVENUES-REALIZED		1983 PROPERTY TAX	
GENERAL GOVERNMENT				STATE EQUALIZED TAX RATE → .60	
Governing Body & Public Boards		1983 Property Taxes Collected		Local District School Taxes	1,467,649.50
Municipal Clerk		1983 Payments in Lieu of Taxes		Regional & Consolidated School Tax	1,705,884.03
Financial Administration	51,838.00	Delinquent Tax & Lien Collections		School Taxes in Municipal Budget	
Assessment of Taxes	30,630.00	Business Personalty Replacement Taxes		County Taxes	1.06 * 2,589,714.49
Collection of Taxes	52,733.50	Taxes from Public Utilities		County Library Taxes	.02 57,072.17
Planning, Housing & Development	6,850.00	Other Miscellaneous Tax Revenues		Local Municipal Purpose Taxes	.58 1,420,000.00
Human Resources	134,550.00	State Aid Revenues		Veteran & Senior Citizen Taxes	115,750.00
Elections	10,400.00	Federal Aid Revenues		Total Taxes for Rate Computation	2.96 7,356,070.19
General Administration (other)	415,405.38	State and Local Fiscal Assistance Act Utilized		Special District Taxes	306,840.00
JUDICIARY		Sale of Acquired Property		Bank Corp. Taxes	4,613.03
Municipal Courts	55,068.00	Other Miscellaneous Revenues		Added and Omitted Taxes	74,391.75
PUBLIC SAFETY		Total		Total Taxes Levied - ABSTRACT	7,626,164.97
Fire Protection	817,048.80	Prior Years Surplus Appropriated		Total Taxes Billed	7,621,551.94
Police Protection	500.00	REVENUES TOTAL		1983 TAXES COLLECTED	7,279,732.39
Civil Defense & Disaster Control	53,653.00	Reserve For Uncollected Taxes		1983 Taxes Cancelled, Abated or Adjusted	
Environmental Inspection & Control		CAPITAL OUTLAY TOTAL		Transfer to Tax Title Liens or Foreclosed	
Other Public Safety		Public Enterprises		Balance Outstanding Dec. 31, 1983	341,819.55
PUBLIC WORKS	402,946.15	Recreation—Culture		PRIOR YEARS TAXES OUTSTANDING	
Streets and Drainage		Public Works		Balance January 1, 1983	225,222.30
Sewers and Sewage Processing	202,891.28	Buildings and Grounds		Collected in 1983	167,756.91
Garbage and Trash Disposal	15,840.00	Library and Education		Cancelled, Abated or Adjusted 1983	
Public Buildings and Grounds		Conservation		Transfers to Tax Title Liens or Foreclosed	
Other Public Works		All Other		Balance December 31, 1983	57,465.39
HEALTH and WELFARE	17,251.00	CAPITAL DEBT AUTHORIZED, DECEMBER 31, 1983		TAX TITLE LIENS OUTSTANDING	
Health Services Except Environmental	29,276.00	ISSUED AND UNISSUED GROSS DEBT NET DEBT		Balance January 1, 1983	113,917.41
Welfare-Public Assistance		School 1,442,673		Transfer From Taxes	
Hospitals, Clinics, First Aid	750.00	Self-liquidating 2,327,068		Redeemed in 1983	12,395.54
Animal, Insect, & Rodent Control		Other 3,769,741		Cancelled, Abated or Adjusted (1983)	
Other Welfare Services		Total 3,515,997.95		Transfers to Foreclosed Property	
RECREATION and CONSERVATION	1.00	ISSUED AND OUTSTANDING		Balance December 31, 1983	101,521.87
Beaches and Boardwalks		School 1,288,447.95		PROPERTY ACQUIRED BY DEED OR FORECLOSURE	
Parks, Playgrounds, Shade Trees		Self-Liquidating 2,227,550.00		Balance January 1, 1983	120,375.00
Land Reclamation & Conservation		Other 3,515,997.95		Transfers From Taxes or Liens	
Other Recreational Services		EQUALIZED VALUATION BASIS		Sale for Cash (1983)	
EDUCATION (excluding schools)	20,037.10	FOR NET DEBT COMPUTATION		Cancelled, Abated or Adjusted (1983)	
Libraries		REAL PROPERTY VALUATIONS		Balance December 31, 1983	120,375.00
Other Educational Services		Code Class # of Parcels % VAL'N ASSESSED VALUATION		CURRENT FINANCES DECEMBER 31, 1983	
STATUTORY EXPENDITURES	243,493.62	1 Vacant Land 859 3.11 5,329,500.00		ASSETS	
Pensions & F. I. C. A.		2 Residential 3175 56.72 97,283,050.00		Cash Dec. 31, 1983	1,744,860.73
Employee Fringe Benefits	21,524.80	3 Farm 1 6,850.00		Taxes Receivable	399,284.94
Other Statutory Expenditures		4a Commercial 124 6.78 11,622,675.00		Tax Title Liens	101,521.87
CETA And Other Public Employment Programs	2,582,687.63	4b Industrial 7 1.15 1,967,600.00		Foreclosed Property	120,375.00
MUNICIPAL FUNCTIONS TOTAL	5,000.00	4c Apartments 36 32.24 55,296,700.00		Emergencies & Other Deferred Charges	44,160.00
CAPITAL IMPROVEMENTS *MEMO*		Total 4202 171,506,375.00		State and Federal Aid Receivable	390.76
DEBT SERVICE	143,250.00	Land Area 3.82 Sq. Miles		Other Receivables	41,880.68
Principal Payments	256,383.47	Net Valuation Taxable-Municipal		Total	2,452,473.98
Interest Payments		Net Valuation Taxable-County		LIABILITIES, RESERVES, AND SURPLUS	
DEFERRED CHARGES	87,449.69	State Equalized Valuation		Cash Liabilities	1,031,791.55
SCHOOL, COUNTY, SPECIAL DISTRICT TAXES	6,127,160.19	State Equalization Ratio		Reserves for Receivables	635,031.23
RESERVE FOR UNCOLLECTED TAXES	367,163.43			Surplus Dec. 31, 1983	785,651.20
EXPENDITURES TOTAL	9,564,094.41			Total	2,452,473.98

*Includes County Health Service Taxes or County Vocational School Taxes. See Table 13.

0114
Population 1980 6,144
Population 1983 6,169
S & P Rating AAA
Moody Rating AAA

General Tax Rate Per \$100. 2.37
State Equalized Tax Rate 2.38

LINWOOD CITY - ATLANTIC COUNTY

Form of Government:

City Charter Act (P.L. 1897 c. 30)

Number of Members on Governing Body - 7

PER CAPITA:
Gross Debt 819.43
Net Debt 639.59
Debt Service 81.89
Total Tax Levy 877.19
Municipal Expenditures 439.05

PER CENT:
Gross Debt 2.32
Net Debt 1.81
Tax Levy Collected 95.88
Tax Levy Cancelled, Abated or Adjusted .86

EXPENDITURES		REVENUES-REALIZED		1983 PROPERTY TAX	
GENERAL GOVERNMENT				STATE EQUALIZED TAX RATE	
Governing Body & Public Boards		1983 Property Taxes Collected	5,199,542.55	Local District School Taxes .93	2,098,414.00
Municipal Clerk	19,097.03	1983 Payments in Lieu of Taxes		Regional & Consolidated School Tax .52	1,168,623.03
Financial Administration	9,016.43	Delinquent Tax & Lien Collections	173,024.51	School Taxes in Municipal Budget .05	101,949.11
Assessment of Taxes	37,644.22	Business Personalty Replacement Taxes	40,940.28	County Taxes .47	* 1,062,040.27
Collection of Taxes	6,332.88	Taxes from Public Utilities	427,210.00	County Library Taxes .02	56,375.21
Planning, Housing & Development		Other Miscellaneous Tax Revenues		Local Municipal Purpose Taxes .39	870,525.12
Human Resources		State Aid Revenues	55,939.76	Veteran & Senior Citizen Taxes	71,250.00
Elections	2,723.25	Federal Aid Revenues		Total Taxes for Rate Computation 2.38	5,429,176.74
General Administration (other)	182,503.99	State and Local Fiscal Assistance Act Utilized	24,093.00	Special District Taxes	
JUDICIARY		Sale of Acquired Property		Bank Corp. Taxes	10,134.84
Municipal Courts	38,177.92	Other Miscellaneous Revenues	789,471.16	Added and Omitted Taxes	43,313.46
PUBLIC SAFETY		Total	6,710,221.26	Total Taxes Levied - ABSTRACT	5,411,375.04
Fire Protection	159,923.37	Prior Years Surplus Appropriated	339,120.50	Total Taxes Billed	5,422,751.28
Police Protection	515,397.94	REVENUES TOTAL	7,049,341.76	1983 TAXES COLLECTED	5,199,542.55
Civil Defense & Disaster Control	1,615.03	Reserve For Uncollected Taxes	244,883.17	1983 Taxes Cancelled, Abated or Adjusted	46,750.66
Environmental Inspection & Control	48,776.88	CAPITAL OUTLAY TOTAL	421,963.61	Transfer to Tax Title Liens or Foreclosed	8,360.09
Other Public Safety				Balance Outstanding Dec. 31, 1983	168,077.98
PUBLIC WORKS				PRIOR YEARS TAXES OUTSTANDING	
Streets and Drainage	140,203.85	Public Enterprises		Balance January 1, 1983	141,523.47
Sewers and Sewage Processing	250,100.97	Recreation—Culture	79,240.00	Collected in 1983	123,829.82
Garbage and Trash Disposal	154,972.81	Public Works	87,597.11	Cancelled, Abated or Adjusted 1983	
Public Buildings and Grounds	94,958.46	Buildings and Grounds	51,254.50	Transfers to Tax Title Liens or Foreclosed	5,749.62
Other Public Works		Library and Education	203,872.00	Balance December 31, 1983	11,944.03
HEALTH and WELFARE		Conservation		TAX TITLE LIENS OUTSTANDING	
Health Services Except Environmental	970.00	All Other		Balance January 1, 1983	50,053.66
Welfare-Public Assistance	2,846.84	CAPITAL DEBT AUTHORIZED, DECEMBER 31, 1983		Transfer From Taxes	15,797.29
Hospitals, Clinics, First Aid		ISSUED AND UNISSUED		Redeemed in 1983	49,194.69
Animal, Insect, & Rodent Control	8,756.77	SCHOOL	1,109,488	Cancelled, Abated or Adjusted (1983)	
Other Welfare Services		Self-Liquidating	3,945,600	Transfers to Foreclosed Property	
RECREATION and CONSERVATION		Other	5,055,088	Balance December 31, 1983	16,656.26
Beaches and Boardwalks		Total		PROPERTY ACQUIRED BY DEED OR	
Parks, Playgrounds, Shade Trees	28,697.38			FORECLOSURE	
Land Reclamation & Conservation		ISSUED AND OUTSTANDING		Balance January 1, 1983	85,939.00
Other Recreational Services		School	1,109,488.97	Transfers From Taxes or Liens	
EDUCATION (excluding schools)		Self-Liquidating	3,749,000.00	Sale for Cash (1983)	
Libraries	19,008.33	Other	4,858,488.97	Cancelled, Abated or Adjusted (1983)	
Other Educational Services	643.65	Total		Balance December 31, 1983	85,939.00
STATUTORY EXPENDITURES		EQUALIZED VALUATION BASIS		CURRENT FINANCES DECEMBER 31, 1983	
Pensions & F. I. C. A.	165,977.15	FOR NET DEBT COMPUTATION	217,791,608	ASSETS	
Employee Fringe Benefits	65,002.00	REAL PROPERTY VALUATIONS		Cash Dec. 31, 1983	546,738.73
Other Statutory Expenditures	5,113.32	Code Class # of Parcels % VAL'N	ASSESSED VALUATION	Taxes Receivable	180,022.01
CETA And Other Public Employment Programs		1 Vacant Land 387 7.05	15,900,200.00	Tax Title Liens	16,656.26
MUNICIPAL FUNCTIONS TOTAL	1,958,460.47	2 Residential 2011 79.37	179,056,000.00	Foreclosed Property	85,939.00
CAPITAL IMPROVEMENTS *MEMO*		3 Farm 4 .22	477,000.00	Emergencies & Other Deferred Charges	
DEBT SERVICE		4a Commercial 59 13.33	30,083,100.00	State and Federal Aid Receivable	
Principal Payments	170,000.00	4b Industrial		Other Receivables	199,492.13
Interest Payments	335,168.57	4c Apartments 1 .04	90,300.00	Total	1,028,848.13
TYPE I SCHL DEBT *MEMO	98,508.06	Total 2462	225,606,600.00	LIABILITIES, RESERVES, AND SURPLUS	
DEFERRED CHARGES		Land Area 3.80 Sq. Miles		Cash Liabilities	238,855.56
SCHOOL, COUNTY, SPECIAL DISTRICT TAXES	4,487,401.62	Net Valuation Taxable-Municipal	226,980,499	Reserves for Receivables	482,109.40
RESERVE FOR UNCOLLECTED TAXES	244,883.17	Net Valuation Taxable-County	227,021,203	Surplus Dec. 31, 1983	307,883.17
EXPENDITURES TOTAL	7,195,913.83	State Equalized Valuation	225,969,817	Total	1,028,848.13
		State Equalization Ratio	100.45		

1516
Population 1980 8,483
Population 1983 9,568
S & P Rating
Moody Rating

General Tax Rate Per \$100.
2.63
State Equalized Tax Rate
2.51

LITTLE EGG HARBOR TWP. - OCEAN CO.
Form of Government:
Township Committee
Number of Members on Governing Body - 3

PER CAPITA:
Gross Debt 718.51
Net Debt 91.83
Debt Service 5.89
Total Tax Levy 839.47
Municipal Expenditures 359.41
PER CENT:
Gross Debt 2.38
Net Debt .30
Tax Levy Collected 88.75
Tax Levy Cancelled, Abated or Adjusted .61

EXPENDITURES		REVENUES-REALIZED		1983 PROPERTY TAX	
GENERAL GOVERNMENT				STATE EQUALIZED TAX RATE	
Governing Body & Public Boards	5,000.00	1983 Property Taxes Collected 7,127,576.93		Local District School Taxes .59	1,846,041.00
Municipal Clerk		1983 Payments in Lieu of Taxes		Regional & Consolidated School Tax .93	2,914,103.75
Financial Administration	52,000.11	Delinquent Tax & Lien Collections 701,843.71		School Taxes in Municipal Budget	
Assessment of Taxes	38,751.00	Business Personalty Replacement Taxes 23,647.81		County Taxes .45 *	1,419,618.01
Collection of Taxes	51,198.36	Taxes from Public Utilities 656,034.00		County Library Taxes .03	91,246.43
Planning, Housing & Development	36,741.80	Other Miscellaneous Tax Revenues		Local Municipal Purpose Taxes .50	1,565,000.00
Human Resources	500.00	State Aid Revenues 82,942.60		Veteran & Senior Citizen Taxes	188,450.00
Elections	1,161.09	Federal Aid Revenues		Total Taxes for Rate Computation 2.50	8,024,459.19
General Administration (other)	452,418.17	State and Local Fiscal Assistance Act Utilized 112,579.00		Special District Taxes	
JUDICIARY		Sale of Acquired Property 41,667.38		Bank Corp. Taxes	2,632.46
Municipal Courts	38,368.00	Other Miscellaneous Revenues 552,011.82		Added and Omitted Taxes	193,202.84
PUBLIC SAFETY		Total 9,298,303.25		Total Taxes Levied - ABSTRACT	8,032,044.49
Fire Protection	47,545.00	Prior Years Surplus Appropriated 392,000.00		Total Taxes Billed	8,031,133.88
Police Protection	701,636.95	REVENUES TOTAL 9,690,303.25		1983 TAXES COLLECTED	7,127,576.93
Civil Defense & Disaster Control	2,500.00	Reserve For Uncollected Taxes 906,001.81		1983 Taxes Cancelled, Abated or Adjusted	48,903.12
Environmental Inspection & Control	38,327.05	CAPITAL OUTLAY TOTAL 190,052.94		Transfer to Tax Title Liens or Foreclosed	125,081.70
Other Public Safety		Public Enterprises		Balance Outstanding Dec. 31, 1983	729,572.13
PUBLIC WORKS		Recreation—Culture		PRIOR YEARS TAXES OUTSTANDING	
Streets and Drainage	301,155.02	Public Works		Balance January 1, 1983	701,643.19
Sewers and Sewage Processing	303,000.00	Buildings and Grounds		Collected in 1983	616,999.59
Garbage and Trash Disposal	34,340.22	Library and Education		Cancelled, Abated or Adjusted 1983	17,859.21
Public Buildings and Grounds	64,950.00	All Other		Transfers to Tax Title Liens or Foreclosed	52,706.81
Other Public Works		CAPITAL DEBT AUTHORIZED, DECEMBER 31, 1983		Balance December 31, 1983	14,077.58
HEALTH and WELFARE		ISSUED AND UNISSUED GROSS DEBT NET DEBT		TAX TITLE LIENS OUTSTANDING	
Health Services Except Environmental	7,140.00	School 5,994,996		Balance January 1, 1983	221,132.10
Welfare-Public Assistance	27,542.00	Self-Liquidating 879,661		Transfer From Taxes	185,909.41
Hospitals, Clinics, First Aid	1,000.00	Other 878,638		Redeemed in 1983	84,844.12
Animal, Insect, & Rodent Control	5,700.00	Total 6,874,658		Cancelled, Abated or Adjusted (1983)	
Other Welfare Services		ISSUED AND OUTSTANDING		Transfers to Foreclosed Property	
RECREATION and CONSERVATION		School 5,994,996.87		Balance December 31, 1983	322,197.39
Beaches and Boardwalks		Self-Liquidating 567,200.00		PROPERTY ACQUIRED BY DEED OR FORECLOSURE	
Parks, Playgrounds, Shade Trees	1,615.00	Other 6,562,196.87		Balance January 1, 1983	715,935.00
Land Reclamation & Conservation	13,600.00	EQUALIZED VALUATION BASIS FOR NET DEBT COMPUTATION 288,621,585		Transfers From Taxes or Liens	
Other Recreational Services		REAL PROPERTY VALUATIONS		Sale for Cash (1983)	40,072.50
EDUCATION (excluding schools)		Code Class # of Parcels % VAL'N ASSESSED VALUATION		Cancelled, Abated or Adjusted (1983)	8,662.50
Libraries	500.00	1 Vacant Land 2921 8.74 37,268,900.00		Balance December 31, 1983	667,200.00
Other Educational Services		2 Residential 5045 56.03 238,814,700.00		CURRENT FINANCES DECEMBER 31, 1983	
STATUTORY EXPENDITURES		3 Farm 6 .05 235,500.00		ASSETS	
Pensions & F. I. C. A.	157,260.21	4a Commercial 89 3.31 14,108,900.00		Cash Dec. 31, 1983	2,408,982.76
Employee Fringe Benefits	16,503.23	4b Industrial 2 .03 146,000.00		Taxes Receivable	743,649.71
Other Statutory Expenditures		4c Apartments 8063 290,574,000.00		Tax Title Liens	322,197.39
CETA And Other Public Employment Programs	2,400,460.01	Total Land Area 49.50 Sq. Miles 298,247,007		Foreclosed Property	667,200.00
MUNICIPAL FUNCTIONS TOTAL		Net Valuation Taxable-Municipal 307,344,432		Emergencies & Other Deferred Charges	42,056.27
CAPITAL IMPROVEMENTS *MEMO*		Net Valuation Taxable-County 312,513,544		State and Federal Aid Receivable	4,920.19
DEBT SERVICE		State Equalized Valuation 95.32		Other Receivables	24,940.14
Principal Payments	33,750.00			Total	4,213,946.46
Interest Payments	22,612.36			LIABILITIES, RESERVES, AND SURPLUS	
DEFERRED CHARGES				Cash Liabilities	1,330,673.29
SCHOOL, COUNTY, SPECIAL DISTRICT TAXES	76,016.37			Reserves for Receivables	1,757,987.24
RESERVE FOR UNCOLLECTED TAXES	906,001.81			Surplus Dec. 31, 1983	1,125,285.93
EXPENDITURES TOTAL	9,709,849.74			Total	4,213,946.46

*Includes County Health Service Taxes or County Vocational School Taxes. See Table 13.

1605
Population 1980 11,496
Population 1983 12,110
S & P Rating
Moody Rating A

General Tax Rate Per \$100. 5.23
State Equalized Tax Rate 1.94

LITTLE FALLS TOWNSHIP - PASSAIC CO.
Form of Government:
Township Committee
Number of Members on Governing Body - 5

PER CAPITA:
Gross Debt 214.14
Net Debt 143.74
Debt Service 25.14
Total Tax Levy 572.65
Municipal Expenditures 247.30
PER CENT:
Gross Debt .80
Net Debt .54
Tax Levy Collected 95.45
Tax Levy Cancelled, Abated or Adjusted 1.20

EXPENDITURES		REVENUES-REALIZED		1983 PROPERTY TAX	
GENERAL GOVERNMENT				STATE EQUALIZED TAX RATE	
Governing Body & Public Boards		1983 Property Taxes Collected	6,592,692.37	Local District School Taxes .58	2,022,242.00
Municipal Clerk		1983 Payments in Lieu of Taxes		Regional & Consolidated School Tax .48	1,678,363.08
Financial Administration	41,120.71	Delinquent Tax & Lien Collections	134,497.75	School Taxes in Municipal Budget	
Assessment of Taxes	20,602.45	Business Personalty Replacement Taxes	218,459.12	County Taxes	2,042,490.54
Collection of Taxes	29,140.32	Taxes from Public Utilities	907,115.00	County Library Taxes	
Planning, Housing & Development	16,068.01	Other Miscellaneous Tax Revenues		Local Municipal Purpose Taxes .31	1,083,217.03
Human Resources		State Aid Revenues	120,425.87	Veteran & Senior Citizen Taxes	131,250.00
Elections	3,038.32	Federal Aid Revenues		Total Taxes for Rate Computation 1.95	6,957,562.65
General Administration (other)	206,026.23	State and Local Fiscal Assistance Act Utilized	73,823.92	Special District Taxes	
JUDICIARY		Sale of Acquired Property		Bank Corp. Taxes	27,755.86
Municipal Courts	40,495.00	Other Miscellaneous Revenues	303,994.43	Added and Omitted Taxes	80,711.20
PUBLIC SAFETY		Total	8,351,008.46	Total Taxes Levied - ABSTRACT	6,934,779.71
Fire Protection	164,183.68	Prior Years Surplus Appropriated	160,000.00	Total Taxes Billed	6,907,023.85
Police Protection	602,707.89	REVENUES TOTAL	8,511,008.46	1983 TAXES COLLECTED	6,592,692.37
Civil Defense & Disaster Control	2,514.17	Reserve For Uncollected Taxes	313,712.88	1983 Taxes Cancelled, Abated or Adjusted	83,011.88
Environmental Inspection & Control	33,531.10	CAPITAL OUTLAY TOTAL	122,999.65	Transfer to Tax Title Liens or Foreclosed	106,990.29
Other Public Safety				Balance Outstanding Dec. 31, 1983	124,329.31
PUBLIC WORKS				PRIOR YEARS TAXES OUTSTANDING	
Streets and Drainage	77,890.06	Public Enterprises		Balance January 1, 1983	143,688.56
Sewers and Sewage Processing	9,361.37	Recreation—Culture	1,683.24	Collected in 1983	133,325.68
Garbage and Trash Disposal	166,086.32	Public Works	30,857.72	Cancelled, Abated or Adjusted 1983	8.55
Public Buildings and Grounds	15,103.10	Buildings and Grounds	90,458.69	Transfers to Tax Title Liens or Foreclosed	1,294.73
Other Public Works	379,327.20	Library and Education		Balance December 31, 1983	9,059.60
HEALTH and WELFARE		Conservation		TAX TITLE LIENS OUTSTANDING	
Health Services Except Environmental	44,300.26	All Other		Balance January 1, 1983	199,719.79
Welfare-Public Assistance	2,210.00	CAPITAL DEBT AUTHORIZED, DECEMBER 31, 1983		Transfer From Taxes	108,501.03
Hospitals, Clinics, First Aid		ISSUED AND UNISSUED		Redeemed in 1983	1,172.07
Animal, Insect, & Rodent Control	8,190.00	School	679,476	Cancelled, Abated or Adjusted (1983)	
Other Welfare Services		Self-liquidating	1,913,750	Transfers to Foreclosed Property	
RECREATION and CONSERVATION		Other	2,593,226	Balance December 31, 1983	307,048.75
Beaches and Boardwalks		Total		PROPERTY ACQUIRED BY DEED OR FORECLOSURE	
Parks, Playgrounds, Shade Trees	1,342.39	ISSUED AND OUTSTANDING		Balance January 1, 1983	12,080.00
Land Reclamation & Conservation	100.00	School	679,476.09	Transfers From Taxes or Liens	
Other Recreational Services	90,010.54	Self-Liquidating	1,871,000.00	Sale for Cash (1983)	
EDUCATION (excluding schools)		Other	2,550,476.09	Cancelled, Abated or Adjusted (1983)	
Libraries	115,002.64	Total		Balance December 31, 1983	12,080.00
Other Educational Services	10,000.00	EQUALIZED VALUATION BASIS		CURRENT FINANCES DECEMBER 31, 1983	
STATUTORY EXPENDITURES		FOR NET DEBT COMPUTATION	323,040,419	ASSETS	
Pensions & F. I. C. A.	200,254.53	REAL PROPERTY VALUATIONS		Cash Dec. 31, 1983	818,364.42
Employee Fringe Benefits	62,078.21	Code Class # of Parcels % VAL'N		Taxes Receivable	133,388.91
Other Statutory Expenditures	5,000.00	1 Vacant Land 283 3.13		Tax Title Liens	307,048.75
CETA And Other Public Employment Programs		2 Residential 2842 67.60		Foreclosed Property	12,080.00
MUNICIPAL FUNCTIONS		3 Farm		Emergencies & Other Deferred Charges	68,342.17
TOTAL	2,345,684.56	4a Commercial 148 10.94		State and Federal Aid Receivable	
MEMO		4b Industrial 49 8.38		Other Receivables	28,903.03
CAPITAL IMPROVEMENTS	2,500.00	4c Apartments 12 9.95		Total	1,368,127.28
DEBT SERVICE		Total 3334		LIABILITIES, RESERVES, AND SURPLUS	
Principal Payments	145,720.00	Land Area 2.80 Sq. Miles		Cash Liabilities	624,786.11
Interest Payments	158,724.99	Net Valuation Taxable-Municipal	130,644,714	Reserves for Receivables	481,420.69
DEFERRED CHARGES		Net Valuation Taxable-County	332,449,889	Surplus Dec. 31, 1983	261,920.48
SCHOOL, COUNTY, SPECIAL DISTRICT TAXES	5,743,095.62	State Equalized Valuation	345,119,186	Total	1,368,127.28
RESERVE FOR UNCOLLECTED TAXES	313,712.88	State Equalization Ratio	37.17		
EXPENDITURES TOTAL	8,737,873.96				

General Tax Rate Per \$100.	3.07
State Equalized Tax Rate	2.30

Number of Members on Governing Body – 6

Gross Debt	.95
Net Debt	.85
Tax Levy Collected	97.79
Tax Levy Cancelled, Abated or Adjusted	.41

1981 3000

1323
Population 1980 5,548
Population 1983 5,485
S & P Rating
Moody Rating A

General Tax Rate Per \$100. 3.22
State Equalized Tax Rate 2.59

LITTLE SILVER BORO. - MONMOUTH CO.
Form of Government:
Borough Council
Number of Members on Governing Body - 6

PER CAPITA:
Gross Debt 915.71
Net Debt 359.53
Debt Service 37.31
Total Tax Levy 1,049.99
Municipal Expenditures 353.80

PER CENT:
Gross Debt 2.45
Net Debt .96
Tax Levy Collected 96.88
Tax Levy Cancelled, Abated or Adjusted

EXPENDITURES		REVENUES-REALIZED		1983 PROPERTY TAX	
GENERAL GOVERNMENT				STATE EQUALIZED TAX RATE	
Governing Body & Public Boards		1983 Property Taxes Collected	5,578,344.18	Local District School Taxes .90	1,993,473.00
Municipal Clerk		1983 Payments in Lieu of Taxes		Regional & Consolidated School Tax .72	1,599,269.59
Financial Administration	16,696.00	Delinquent Tax & Lien Collections	199,880.09	School Taxes in Municipal Budget	
Assessment of Taxes	16,576.67	Business Personalty Replacement Taxes	47,268.48	County Taxes .52	1,142,417.51
Collection of Taxes	15,821.00	Taxes from Public Utilities	383,690.00	County Library Taxes .02	43,151.52
Planning, Housing & Development	7,755.00	Other Miscellaneous Tax Revenues		Local Municipal Purpose Taxes .43	949,558.00
Human Resources		State Aid Revenues	47,809.45	Veteran & Senior Citizen Taxes	40,200.00
Elections	1,541.66	Federal Aid Revenues		Total Taxes for Rate Computation 2.59	5,768,069.62
General Administration (other)	174,828.49	State and Local Fiscal Assistance Act Utilized	21,093.00	Special District Taxes	
JUDICIARY		Sale of Acquired Property		Bank Corp. Taxes	1,370.20
Municipal Courts	13,571.00	Other Miscellaneous Revenues		Added and Omitted Taxes	29,938.15
PUBLIC SAFETY		Total	6,491,525.88	Total Taxes Levied - ABSTRACT	5,759,177.97
Fire Protection	65,808.75	Prior Years Surplus Appropriated	200,000.00	Total Taxes Billed	5,757,807.77
Police Protection	452,572.17	REVENUES TOTAL	6,691,525.88	1983 TAXES COLLECTED	5,578,344.18
Civil Defense & Disaster Control		Reserve For Uncollected Taxes	258,487.00	1983 Taxes Cancelled, Abated or Adjusted	
Environmental Inspection & Control	13,162.00	CAPITAL OUTLAY TOTAL	222,256.61	Transfer to Tax Title Liens or Foreclosed	
Other Public Safety				Balance Outstanding Dec. 31, 1983	179,463.59
PUBLIC WORKS				PRIOR YEARS TAXES OUTSTANDING	
Streets and Drainage	238,019.98	Public Enterprises		Balance January 1, 1983	238,670.17
Sewers and Sewage Processing		Recreation—Culture	10,489.25	Collected in 1983	199,880.09
Garbage and Trash Disposal	175,314.00	Public Works	75,981.85	Cancelled, Abated or Adjusted 1983	
Public Buildings and Grounds	35,979.00	Buildings and Grounds	135,785.51	Transfers to Tax Title Liens or Foreclosed	
Other Public Works		Library and Education		Balance December 31, 1983	38,790.08
HEALTH and WELFARE		Conservation		TAX TITLE LIENS OUTSTANDING	
Health Services Except Environmental	14,497.00	All Other		Balance January 1, 1983	41,198.13
Welfare-Public Assistance	1,361.00			Transfer From Taxes	
Hospitals, Clinics, First Aid				Redeemed in 1983	
Animal, Insect, & Rodent Control				Cancelled, Abated or Adjusted (1983)	
Other Welfare Services				Transfers to Foreclosed Property	
RECREATION and CONSERVATION				Balance December 31, 1983	41,198.13
Beaches and Boardwalks				PROPERTY ACQUIRED BY DEED OR	
Parks, Playgrounds, Shade Trees	21,456.82			FORECLOSURE	
Land Reclamation & Conservation	480.00			Balance January 1, 1983	10,150.00
Other Recreational Services	1,439.45			Transfers From Taxes or Liens	
EDUCATION (excluding schools)				Sole for Cash (1983)	
Libraries	38,017.00			Cancelled, Abated or Adjusted (1983)	
Other Educational Services				Balance December 31, 1983	10,150.00
STATUTORY EXPENDITURES				CURRENT FINANCES DECEMBER 31, 1983	
Pensions & F. I. C. A.	106,948.74			ASSETS	
Employee Fringe Benefits	48,505.12			Cash Dec. 31, 1983	1,827,866.63
Other Statutory Expenditures	3,900.83			Taxes Receivable	218,253.67
CETA And Other Public Employment Programs				Tax Title Liens	41,198.13
MUNICIPAL FUNCTIONS				Foreclosed Property	10,150.00
CAPITAL IMPROVEMENTS				Emergencies & Other Deferred Charges	9,285.09
DEBT SERVICE				State and Federal Aid Receivable	
Principal Payments	153,500.00			Other Receivables	200,054.32
Interest Payments	51,131.03			Total	2,306,807.84
DEFERRED CHARGES				LIABILITIES, RESERVES, AND SURPLUS	
SCHOOL, COUNTY, SPECIAL DISTRICT TAXES	13,211.38			Cash Liabilities	1,593,330.01
RESERVE FOR UNCOLLECTED TAXES				Reserves for Receivables	469,656.12
EXPENDITURES				Surplus Dec. 31, 1983	243,821.71
TOTAL	6,718,892.71			Total	2,306,807.84

0710
 Population 1980 28,040
 Population 1983 28,108
 S & P Rating
 Moody Rating AA1

General Tax Rate Per \$100. 4.29
 State Equalized Tax Rate 2.44

LIVINGSTON TOWNSHIP – ESSEX COUNTY
Form of Government:
Council-Manager Plan E (OMCL 50)
Number of Members on Governing Body – 5

PER CAPITA:
 Gross Debt 99.79
 Net Debt 51.48
 Debt Service 11.01
 Total Tax Levy 1,213.30
 Municipal Expenditures 281.74

PER CENT:
 Gross Debt .22
 Net Debt .11
 Tax Levy Collected 98.37
 Tax Levy Cancelled, Abated or Adjusted .17

EXPENDITURES		REVENUES-REALIZED		1983 PROPERTY TAX	
GENERAL GOVERNMENT		1983 Property Taxes Collected		STATE EQUALIZED TAX RATE	
Governing Body & Public Boards			33,554,249.82	Local District School Taxes 1.24	17,272,346.00
Municipal Clerk		1983 Payments in Lieu of Taxes		Regional & Consolidated School Tax	
Financial Administration	76,561.00	Delinquent Tax & Lien Collections	483,805.38	School Taxes in Municipal Budget	
Assessment of Taxes	54,382.00	Business Personalty Replacement Taxes	406,901.40	County Taxes	1.08 15,041,539.82
Collection of Taxes	86,279.00	Taxes from Public Utilities	2,238,972.75	County Library Taxes	
Planning, Housing & Development	84,910.00	Other Miscellaneous Tax Revenues	226,288.00	Local Municipal Purpose Taxes	.11 1,483,841.08
Human Resources	25,500.00	State Aid Revenues	216,419.61	Veteran & Senior Citizen Taxes	205,350.00
Elections	5,756.96	Federal Aid Revenues		Total Taxes for Rate Computation	2.43 34,003,076.90
General Administration (other)	613,430.04	State and Local Fiscal Assistance Act Utilized	152,659.71	Special District Taxes	
JUDICIARY		Sale of Acquired Property		Bank Corp. Taxes	60,301.76
Municipal Courts	86,207.00	Other Miscellaneous Revenues	2,126,453.15	Added and Omitted Taxes	245,458.15
PUBLIC SAFETY		Total	39,405,749.82	Total Taxes Levied - ABSTRACT	34,103,486.81
Fire Protection	180,200.00	Prior Years Surplus Appropriated	1,530,000.00	Total Taxes Billed	33,554,249.82
Police Protection	1,614,950.00	REVENUES TOTAL	40,935,749.82	1983 TAXES COLLECTED	
Civil Defense & Disaster Control	7,800.00	Reserve For Uncollected Taxes	733,205.16	1983 Taxes Cancelled, Abated or Adjusted	57,930.15
Environmental Inspection & Control	97,422.00	CAPITAL OUTLAY TOTAL	313,922.88	Transfer to Tax Title Liens or Foreclosed	4,693.26
Other Public Safety		Public Enterprises	233,184.66	Balance Outstanding Dec. 31, 1983	492,429.22
PUBLIC WORKS		Recreation—Culture		PRIOR YEARS TAXES OUTSTANDING	
Streets and Drainage	773,576.71	Public Works	17,875.52	Balance January 1, 1983	467,140.15
Sewers and Sewage Processing	706,240.00	Buildings and Grounds		Collected in 1983	466,360.34
Garbage and Trash Disposal		Library and Education		Cancelled, Abated or Adjusted 1983	
Public Buildings and Grounds	232,026.00	Conservation	62,862.70	Transfers to Tax Title Liens or Foreclosed	125.32
Other Public Works	20,000.00	All Other		Balance December 31, 1983	654.49
HEALTH and WELFARE		CAPITAL DEBT AUTHORIZED, DECEMBER 31, 1983		TAX TITLE LIENS OUTSTANDING	
Health Services Except Environmental	199,109.00	ISSUED AND UNISSUED		Balance January 1, 1983	24,789.32
Welfare-Public Assistance	9,343.00	School	89,000	Transfer From Taxes	4,836.41
Hospitals, Clinics, First Aid		Self-liquidating	605,000	Redeemed in 1983	17,445.04
Animal, Insect, & Rodent Control		Other	2,110,964	Cancelled, Abated or Adjusted (1983)	
Other Welfare Services		Total	2,804,964	Transfers to Foreclosed Property	
RECREATION and CONSERVATION		ISSUED AND OUTSTANDING		Balance December 31, 1983	12,180.69
Beaches and Boardwalks		School	89,000.00	PROPERTY ACQUIRED BY DEED OR FORECLOSURE	
Parks, Playgrounds, Shade Trees	30,550.00	Self-Liquidating	575,000.00	Balance January 1, 1983	408,200.00
Land Reclamation & Conservation	45,000.00	Other	1,360,000.00	Transfers From Taxes or Liens	
Other Recreational Services	524,674.00	Total	2,024,000.00	Sale for Cash (1983)	79,000.00
EDUCATION (excluding schools)		EQUALIZED VALUATION BASIS FOR NET DEBT COMPUTATION	1,258,541,670	Cancelled, Abated or Adjusted (1983)	
Libraries	586,000.00	REAL PROPERTY VALUATIONS		Balance December 31, 1983	329,200.00
Other Educational Services		Code Class # of Parcels % VAL'N		CURRENT FINANCES DECEMBER 31, 1983	
STATUTORY EXPENDITURES				ASSETS	
Pensions & F. I. C. A.	575,500.00	1 Vacant Land 402 3.83	29,846,600.00	Cash Dec. 31, 1983	6,015,459.69
Employee Fringe Benefits	190,000.00	2 Residential 8533 72.72	567,142,100.00	Taxes Receivable	493,083.71
Other Statutory Expenditures	25,000.00	3 Farm 9 .02	109,000.00	Tax Title Liens	12,180.69
CETA And Other Public Employment Programs		4a Commercial 231 20.75	161,794,700.00	Foreclosed Property	329,200.00
MUNICIPAL FUNCTIONS TOTAL	6,850,416.71	4b Industrial 49 2.69	20,962,400.00	Emergencies & Other Deferred Charges	
CAPITAL IMPROVEMENTS *MEMO*	100,000.00	4c Apartments		State and Federal Aid Receivable	
DEBT SERVICE		Total 9224	779,854,800.00	Other Receivables	82,642.18
Principal Payments	204,000.00	Land Area 14.00 Sq. Miles		Total	6,932,566.27
Interest Payments	105,514.00	Net Valuation Taxable-Municipal	789,367,000	LIABILITIES, RESERVES, AND SURPLUS	
DEFERRED CHARGES	25,892.32	Net Valuation Taxable-County	1,335,508,215	Cash Liabilities	4,352,898.25
SCHOOL, COUNTY, SPECIAL DISTRICT TAXES	32,313,885.82	State Equalized Valuation	1,382,737,768	Reserves for Receivables	917,106.58
RESERVE FOR UNCOLLECTED TAXES	733,205.16	State Equalization Ratio	56.79	Surplus Dec. 31, 1983	1,662,561.44
EXPENDITURES TOTAL	40,232,914.01			Total	6,932,566.27

1324
Population 1980 369
Population 1983 370
S & P Rating
Moody Rating

General Tax Rate Per \$100. 3.56
State Equalized Tax Rate 2.90

LOCH ARBOUR VILLAGE - MONMOUTH CO.
Form of Government:
Village Board of Trustees
Number of Members on Governing Body - 5

PER CAPITA:
Gross Debt 654.66
Net Debt 286.25
Debt Service 39.50
Total Tax Levy 1,109.70
Municipal Expenditures 786.56
PER CENT:
Gross Debt 1.94
Net Debt .85
Tax Levy Collected 95.89
Tax Levy Cancelled, Abated or Adjusted .02

EXPENDITURES		REVENUES-REALIZED		1983 PROPERTY TAX	
GENERAL GOVERNMENT				STATE EQUALIZED TAX RATE	
Governing Body & Public Boards		1983 Property Taxes Collected	393,729.35	Local District School Taxes 1.32	187,176.50
Municipal Clerk		1983 Payments in Lieu of Taxes		Regional & Consolidated School Tax	
Financial Administration	12,294.00	Delinquent Tax & Lien Collections	8,468.48	School Taxes in Municipal Budget	
Assessment of Taxes	1,050.00	Business Personality Replacement Taxes	4,101.40	County Taxes .49	69,334.71
Collection of Taxes	4,214.00	Taxes from Public Utilities	21,212.00	County Library Taxes .02	2,618.92
Planning, Housing & Development	1,320.68	Other Miscellaneous Tax Revenues		Local Municipal Purpose Taxes 1.07	151,460.00
Human Resources		State Aid Revenues	2,865.25	Veteran & Senior Citizen Taxes	2,900.00
Elections		Federal Aid Revenues		Total Taxes for Rate Computation 2.90	413,490.13
General Administration (other)	33,429.26	State and Local Fiscal Assistance Act Utilized	3,986.00	Special District Taxes	
JUDICIARY		Sale of Acquired Property		Bank Corp. Taxes	
Municipal Courts	4,941.27	Other Miscellaneous Revenues	69,583.39	Added and Omitted Taxes	
PUBLIC SAFETY		Total	503,946.47	Total Taxes Levied - ABSTRACT	410,590.13
Fire Protection	8,450.00	Prior Years Surplus Appropriated	80,000.00	Total Taxes Billed	410,590.13
Police Protection	87,425.00	REVENUES TOTAL	583,946.47	1983 TAXES COLLECTED	393,729.35
Civil Defense & Disaster Control		Reserve For Uncollected Taxes	34,664.72	1983 Taxes Cancelled, Abated or Adjusted	74.74
Environmental Inspection & Control	205.00	CAPITAL OUTLAY TOTAL	17,418.42	Transfer to Tax Title Liens or Foreclosed	
Other Public Safety				Balance Outstanding Dec. 31, 1983	16,786.04
PUBLIC WORKS				PRIOR YEARS TAXES OUTSTANDING	
Streets and Drainage	7,520.00	Public Enterprises		Balance January 1, 1983	11,982.03
Sewers and Sewage Processing	19,643.98	Recreation—Culture	8,829.99	Collected in 1983	8,468.48
Garbage and Trash Disposal	16,578.88	Public Works	3,989.93	Cancelled, Abated or Adjusted 1983	2,242.15
Public Buildings and Grounds	3,600.00	Buildings and Grounds	4,598.50	Transfers to Tax Title Liens or Foreclosed	
Other Public Works		Library and Education		Balance December 31, 1983	1,271.40
HEALTH and WELFARE		Conservation		TAX TITLE LIENS OUTSTANDING	
Health Services Except Environmental	768.75	All Other		Balance January 1, 1983	
Welfare-Public Assistance	101.00	CAPITAL DEBT AUTHORIZED, DECEMBER 31, 1983		Transfer From Taxes	
Hospitals, Clinics, First Aid		ISSUED AND UNISSUED		Redeemed in 1983	
Animal, Insect, & Rodent Control	100.00	School	136,308	Cancelled, Abated or Adjusted (1983)	
Other Welfare Services		Self-liquidating	105,914	Transfers to Foreclosed Property	
RECREATION and CONSERVATION		Other	105,914	Balance December 31, 1983	
Beaches and Boardwalks	28,305.81	Total	242,222	PROPERTY ACQUIRED BY DEED OR	
Parks, Playgrounds, Shade Trees				FORECLOSURE	
Land Reclamation & Conservation	1,155.00	ISSUED AND OUTSTANDING		Balance January 1, 1983	
Other Recreational Services		School	136,308.61	Transfers From Taxes or Liens	
EDUCATION (excluding schools)		Self-Liquidating	89,500.00	Sale for Cash (1983)	
Libraries		Other	225,808.61	Cancelled, Abated or Adjusted (1983)	
Other Educational Services		Total		Balance December 31, 1983	
STATUTORY EXPENDITURES		EQUALIZED VALUATION BASIS		CURRENT FINANCES DECEMBER 31, 1983	
Pensions & F. I. C. A.	6,399.18	FOR NET DEBT COMPUTATION	12,469,196	ASSETS	
Employee Fringe Benefits		REAL PROPERTY VALUATIONS		Cash Dec. 31, 1983	101,975.00
Other Statutory Expenditures	200.00	Code Class # of Parcels % VAL'N		Taxes Receivable	18,057.44
CETA And Other Public Employment Programs		1 Vacant Land 8 1.94		Tax Title Liens	
MUNICIPAL FUNCTIONS		2 Residential 134 89.74		Foreclosed Property	
CAPITAL IMPROVEMENTS *MEMO*	2,000.00	3 Farm		Emergencies & Other Deferred Charges	1,000.00
DEBT SERVICE		4a Commercial 6 7.97		State and Federal Aid Receivable	
Principal Payments	8,500.00	4b Industrial		Other Receivables	
Interest Payments	6,116.50	4c Apartments 1 .35		Total	121,032.44
		Total 149		LIABILITIES, RESERVES, AND SURPLUS	
DEFERRED CHARGES		Land Area .10 Sq. Miles		Cash Liabilities	25,465.00
SCHOOL, COUNTY, SPECIAL DISTRICT TAXES	4,045.02	Net Valuation Taxable-Municipal	11,537,405	Reserves for Receivables	18,057.44
RESERVE FOR UNCOLLECTED TAXES	259,130.13	Net Valuation Taxable-County	12,770,532	Surplus Dec. 31, 1983	77,510.00
EXPENDITURES		State Equalized Valuation	14,166,425	Total	121,032.44
TOTAL	550,158.18	State Equalization Ratio	81.33		

0231
 Population 1980 **23,956**
 Population 1983 **23,786**
 S & P Rating
 Moody Rating **AAA**

General Tax Rate Per \$100.
3.34
 State Equalized Tax Rate
2.69

LODI BOROUGH - BERGEN COUNTY
Form of Government:
Mayor-Council Plan B (OMCL 50)
Number of Members on Governing Body - 7

PER CAPITA:
 Gross Debt **577.28**
 Net Debt **356.26**
 Debt Service **48.16**
 Total Tax Levy **598.48**
 Municipal Expenditures **324.38**

PER CENT:
 Gross Debt **2.78**
 Net Debt **1.72**
 Tax Levy Collected **95.91**
 Tax Levy Cancelled, Abated or Adjusted **.84**

EXPENDITURES		REVENUES-REALIZED		1983 PROPERTY TAX	
GENERAL GOVERNMENT				STATE EQUALIZED TAX RATE \rightarrow	
Governing Body & Public Boards	39,091.28	1983 Property Taxes Collected		Local District School Taxes	1.56 8,268,221.00
Municipal Clerk	70,076.70	1983 Payments in Lieu of Taxes		Regional & Consolidated School Tax	
Financial Administration	48,648.20	Delinquent Tax & Lien Collections		School Taxes in Municipal Budget	
Assessment of Taxes	46,420.24	Business Personalty Replacement Taxes		County Taxes	.36 1,880,823.16
Collection of Taxes	102,024.29	Taxes from Public Utilities		County Library Taxes	
Planning, Housing & Development	18,500.00	Other Miscellaneous Tax Revenues		Local Municipal Purpose Taxes	.76 4,032,635.00
Human Resources		State Aid Revenues		Veteran & Senior Citizen Taxes	314,250.00
Elections	6,121.60	Federal Aid Revenues		Total Taxes for Rate Computation	2.68 14,495,929.16
General Administration (other)	573,211.76	State and Local Fiscal Assistance Act Utilized		Special District Taxes	
JUDICIARY		Sale of Acquired Property		Bank Corp. Taxes	22,359.19
Municipal Courts	75,516.70	Other Miscellaneous Revenues		Added and Omitted Taxes	31,374.32
PUBLIC SAFETY		Total		Total Taxes Levied - ABSTRACT	14,235,412.67
Fire Protection	109,700.00	Prior Years Surplus Appropriated		Total Taxes Billed	14,250,796.16
Police Protection	1,096,610.50	REVENUES TOTAL		1983 TAXES COLLECTED	13,668,124.07
Civil Defense & Disaster Control		Reserve For Uncollected Taxes		1983 Taxes Cancelled, Abated or Adjusted	119,370.00
Environmental Inspection & Control	174,404.78	CAPITAL OUTLAY TOTAL		Transfer to Tax Title Liens or Foreclosed	25,786.48
Other Public Safety				Balance Outstanding Dec. 31, 1983	437,515.41
PUBLIC WORKS				PRIOR YEARS TAXES OUTSTANDING	
Streets and Drainage	394,864.08	Public Enterprises		Balance January 1, 1983	510,712.23
Sewers and Sewage Processing	746,678.23	Recreation—Culture		Collected in 1983	492,632.50
Garbage and Trash Disposal	425,056.00	Public Works		Cancelled, Abated or Adjusted 1983	237.09
Public Buildings and Grounds	213,128.66	Buildings and Grounds		Transfers to Tax Title Liens or Foreclosed	16,472.08
Other Public Works	91,425.00	Library and Education		Balance December 31, 1983	1,370.56
HEALTH and WELFARE		Conservation		TAX TITLE LIENS OUTSTANDING	
Health Services Except Environmental	95,138.56	All Other		Balance January 1, 1983	59,482.97
Welfare-Public Assistance	30,000.00	CAPITAL DEBT AUTHORIZED, DECEMBER 31, 1983		Transfer From Taxes	43,051.21
Hospitals, Clinics, First Aid	44,889.00	ISSUED AND UNISSUED GROSS DEBT NET DEBT		Redeemed in 1983	14,097.58
Animal, Insect, & Rodent Control		School 3,343,000		Cancelled, Abated or Adjusted (1983)	
Other Welfare Services	33,236.13	Self-Liquidating 1,507,700		Transfers to Foreclosed Property	
RECREATION and CONSERVATION		Other 8,880,514		Balance December 31, 1983	88,436.60
Beaches and Boardwalks		Total 13,731,214		PROPERTY ACQUIRED BY DEED OR	
Parks, Playgrounds, Shade Trees	64,525.83	ISSUED AND OUTSTANDING		FORECLOSURE	
Land Reclamation & Conservation		School 3,343,000.00		Balance January 1, 1983	18,247.50
Other Recreational Services	63,529.80	Self-Liquidating 1,380,200.00		Transfers From Taxes or Liens	
EDUCATION (excluding schools)		Other 8,577,300.00		Sale for Cash (1983)	
Libraries	175,000.00	Total 13,300,500.00		Cancelled, Abated or Adjusted (1983)	
Other Educational Services		EQUALIZED VALUATION BASIS		Balance December 31, 1983	18,247.50
STATUTORY EXPENDITURES		FOR NET DEBT COMPUTATION		CURRENT FINANCES DECEMBER 31, 1983	
Pensions & F. I. C. A.	468,592.36	REAL PROPERTY VALUATIONS		ASSETS	
Employee Fringe Benefits	324,711.14	Code Class # of Parcels % VAL'N ASSESSED VALUATION		Cash Dec. 31, 1983	985,880.29
Other Statutory Expenditures	22,000.00	1 Vacant Land 318 1.64 6,934,800.00		Taxes Receivable	438,885.97
CETA and Other Public Employment Programs		2 Residential 4170 58.81 248,230,500.00		Tax Title Liens	88,436.60
MUNICIPAL FUNCTIONS TOTAL	5,553,100.84	3 Farm 64,106,900.00		Foreclosed Property	18,247.50
CAPITAL IMPROVEMENTS *MEMO*	25,000.00	4a Commercial 298 15.19 53,988,700.00		Emergencies & Other Deferred Charges	169,150.00
DEBT SERVICE		4b Industrial 124 12.79 48,832,500.00		State and Federal Aid Receivable	
Principal Payments	500,800.00	4c Apartments 82 11.57 422,093,400.00		Other Receivables	
Interest Payments	644,737.53	Total 4992		Total	1,865,053.74
DEFERRED CHARGES	302,101.01	Land Area 2.20 Sq. Miles		LIABILITIES, RESERVES, AND SURPLUS	
SCHOOL, COUNTY, SPECIAL DISTRICT TAXES	10,149,044.16	Net Valuation Taxable-Municipal		Cash Liabilities	392,815.82
RESERVE FOR UNCOLLECTED TAXES	714,937.41	Net Valuation Taxable-County		Reserves for Receivables	682,067.15
EXPENDITURES TOTAL	17,864,720.95	State Equalized Valuation		Surplus Dec. 31, 1983	790,170.77
		State Equalization Ratio		Total	1,865,053.74

0809

Population 1980 3,078
 Population 1983 3,418
 S & P Rating
 Moody Rating

General Tax Rate Per \$100.
 2.68
 State Equalized Tax Rate
 1.99

LOGAN TWP. - GLOUCESTER CO.

Form of Government:

Township Committee

Number of Members on Governing Body - 3

PER CAPITA:

Gross Debt 504.99
 Net Debt 502.35
 Debt Service 5.97
 Total Tax Levy 711.47
 Municipal Expenditures 339.41

PER CENT:

Gross Debt 1.68
 Net Debt 1.67
 Tax Levy Collected 96.91
 Tax Levy Cancelled, Abated
 or Adjusted .08

EXPENDITURES		REVENUES-REALIZED		1983 PROPERTY TAX	
GENERAL GOVERNMENT				STATE EQUALIZED TAX RATE \rightarrow	
Governing Body & Public Boards	7,351.00	1983 Property Taxes Collected	2,359,799.50	Local District School Taxes	1.29 1,487,783.50
Municipal Clerk	18,738.00	1983 Payments in Lieu of Taxes		Regional & Consolidated School Tax	
Financial Administration	15,280.00	Delinquent Tax & Lien Collections	61,335.11	School Taxes in Municipal Budget	
Assessment of Taxes	16,696.79	Business Personalty Replacement Taxes	66,547.52	County Taxes	.60 692,234.50
Collection of Taxes	11,336.48	Taxes from Public Utilities	320,343.00	County Library Taxes	.02 19,029.78
Planning, Housing & Development	11,928.00	Other Miscellaneous Tax Revenues	265,100.00	Local Municipal Purpose Taxes	.07 85,000.00
Human Resources		State Aid Revenues	16,380.06	Veteran & Senior Citizen Taxes	34,250.00
Elections	1,500.00	Federal Aid Revenues		Total Taxes for Rate Computation	1.98 2,316,297.78
General Administration (other)	194,112.22	State and Local Fiscal Assistance Act Utilized	17,560.00	Special District Taxes.	
JUDICIARY		Sale of Acquired Property		Bank Corp. Taxes	5,124.56
Municipal Courts	35,380.00	Other Miscellaneous Revenues	159,508.51	Added and Omitted Taxes	142,630.19
PUBLIC SAFETY		Total	3,266,573.70	Total Taxes Levied - ABSTRACT	2,431,802.53
Fire Protection	82,382.59	Prior Years Surplus Appropriated	214,223.42	Total Taxes Billed	2,435,044.79
Police Protection	272,527.52	REVENUES TOTAL	3,480,797.12	1983 TAXES COLLECTED	2,359,799.50
Civil Defense & Disaster Control	500.00	Reserve For Uncollected Taxes	63,180.00	1983 Taxes Cancelled, Abated or Adjusted	2,068.07
Environmental Inspection & Control	30,848.44	CAPITAL OUTLAY TOTAL	77,434.00	Transfer to Tax Title Liens or Foreclosed	11,557.24
Other Public Safety				Balance Outstanding Dec. 31, 1983	61,619.98
PUBLIC WORKS				PRIOR YEARS TAXES OUTSTANDING	
Streets and Drainage	144,000.00	Public Enterprises		Balance January 1, 1983	71,238.70
Sewers and Sewage Processing		Recreation—Culture		Collected in 1983	61,067.04
Garbage and Trash Disposal	96,500.00	Public Works	77,434.00	Cancelled, Abated or Adjusted 1983	
Public Buildings and Grounds	29,800.00	Buildings and Grounds		Transfers to Tax Title Liens or Foreclosed	
Other Public Works		Library and Education		Balance December 31, 1983	10,171.66
HEALTH and WELFARE		Conservation		TAX TITLE LIENS OUTSTANDING	
Health Services Except Environmental	11,940.00	All Other		Balance January 1, 1983	34,707.93
Welfare-Public Assistance	3,060.00	CAPITAL DEBT AUTHORIZED, DECEMBER 31, 1983		Transfer From Taxes	11,557.24
Hospitals, Clinics, First Aid		ISSUED AND UNISSUED GROSS DEBT		Redeemed in 1983	268.07
Animal, Insect, & Rodent Control	2,500.00	School	9,000	Cancelled, Abated or Adjusted (1983)	
Other Welfare Services		Self-liquidating	1,717,041	Transfers to Foreclosed Property	
RECREATION and CONSERVATION		Other	1,726,041	Balance December 31, 1983	45,997.10
Beaches and Boardwalks		Total	1,717,041	PROPERTY ACQUIRED BY DEED OR	
Parks, Playgrounds, Shade Trees	9,938.00			FORECLOSURE	
Land Reclamation & Conservation	21,040.00	ISSUED AND OUTSTANDING		Balance January 1, 1983	6,755.00
Other Recreational Services	800.00	School	9,000.00	Transfers From Taxes or Liens	
EDUCATION (excluding schools)		Self-Liquidating		Sale for Cash (1983)	
Libraries		Other	43,585.00	Cancelled, Abated or Adjusted (1983)	
Other Educational Services		Total	52,585.00	Balance December 31, 1983	6,755.00
STATUTORY EXPENDITURES		EQUALIZED VALUATION BASIS		CURRENT FINANCES DECEMBER 31, 1983	
Pensions & F. I. C. A.	44,000.00	FOR NET DEBT COMPUTATION	102,604,232	ASSETS	
Employee Fringe Benefits		REAL PROPERTY VALUATIONS		Cash Dec. 31, 1983	911,897.30
Other Statutory Expenditures	2,000.00	Code Class # of Parcels % VAL'N	ASSESSED VALUATION	Taxes Receivable	71,791.64
CETA And Other Public Employment Programs		1 Vacant Land 692 10.14	8,566,900.00	Tax Title Liens	45,997.10
MUNICIPAL FUNCTIONS TOTAL	1,064,159.04	2 Residential 1153 49.03	41,410,500.00	Foreclosed Property	6,755.00
CAPITAL IMPROVEMENTS *MEMO*	70,000.00	3 Farm 280 5.43	4,585,100.00	Emergencies & Other Deferred Charges	14,186.04
DEBT SERVICE		4a Commercial 74 22.09	18,657,400.00	State and Federal Aid Receivable	13,749.34
Principal Payments	15,000.00	4b Industrial 6 13.30	11,232,600.00	Other Receivables	31,580.09
Interest Payments	5,419.11	4c Apartments		Total	1,095,956.51
		Total 2205	84,452,500.00	LIABILITIES, RESERVES, AND SURPLUS	
DEFERRED CHARGES		Land Area 23.42 Sq. Miles		Cash Liabilities	712,979.38
SCHOOL, COUNTY, SPECIAL DISTRICT TAXES	12,352.82	Net Valuation Taxable-Municipal	85,518,930	Reserves for Receivables	156,123.83
RESERVE FOR UNCOLLECTED TAXES	2,199,047.78	Net Valuation Taxable-County	111,845,493	Surplus Dec. 31, 1983	226,853.30
EXPENDITURES TOTAL	3,359,158.75	State Equalized Valuation	114,700,041	Total	1,095,956.51
		State Equalization Ratio	74.32		

1517
Population 1980 3,488
Population 1983 3,628
S & P Rating
Moody Rating

General Tax Rate Per \$100. 1.86
State Equalized Tax Rate .93

LONG BEACH TWP. - OCEAN CO.

Form of Government:
Commission (1911)

Number of Members on Governing Body - 3

PER CAPITA:
Gross Debt 887.65
Net Debt 593.47
Debt Service 31.84
Total Tax Levy 2,419.57
Municipal Expenditures 1,133.15

PER CENT:
Gross Debt .39
Net Debt .26
Tax Levy Collected 96.10
Tax Levy Cancelled, Abated or Adjusted

EXPENDITURES		REVENUES-REALIZED		1983 PROPERTY TAX	
GENERAL GOVERNMENT				STATE EQUALIZED TAX RATE	
Governing Body & Public Boards		1983 Property Taxes Collected	8,435,345.92	Local District School Taxes	.07 703,079.04
Municipal Clerk	57,300.00	1983 Payments in Lieu of Taxes		Regional & Consolidated School Tax	.25 2,321,625.82
Financial Administration	11,500.00	Delinquent Tax & Lien Collections	429,001.45	School Taxes in Municipal Budget	
Assessment of Taxes	58,500.00	Business Personalty Replacement Taxes	26,800.40	County Taxes	.39 * 3,659,891.35
Collection of Taxes	79,400.00	Taxes from Public Utilities	689,298.00	County Library Taxes	.03 253,386.77
Planning, Housing & Development	55,200.00	Other Miscellaneous Tax Revenues		Local Municipal Purpose Taxes	.19 1,763,000.00
Human Resources		State Aid Revenues	23,898.32	Veteran & Senior Citizen Taxes	
Elections	2,500.00	Federal Aid Revenues		Total Taxes for Rate Computation	.93 8,792,482.98
General Administration (other)	203,260.92	State and Local Fiscal Assistance Act Utilized	96,391.18	Special District Taxes	
JUDICIARY		Sale of Acquired Property		Bank Corp. Taxes	413.09
Municipal Courts	39,700.00	Other Miscellaneous Revenues	879,360.53	Added and Omitted Taxes	76,816.53
PUBLIC SAFETY		Total	10,580,095.80	Total Taxes Levied - ABSTRACT	8,778,212.60
Fire Protection	70,350.00	Prior Years Surplus Appropriated	700,000.00	Total Taxes Billed	8,777,799.51
Police Protection	978,248.00	REVENUES TOTAL	11,280,095.80	1983 TAXES COLLECTED	8,435,345.92
Civil Defense & Disaster Control	3,500.00	Reserve For Uncollected Taxes	593,300.00	1983 Taxes Cancelled, Abated or Adjusted	
Environmental Inspection & Control	51,471.87			Transfer to Tax Title Liens or Foreclosed	
Other Public Safety		CAPITAL OUTLAY TOTAL	430,687.85	Balance Outstanding Dec. 31, 1983	342,453.59
PUBLIC WORKS				PRIOR YEARS TAXES OUTSTANDING	
Streets and Drainage	499,565.18	Public Enterprises	2,114.66	Balance January 1, 1983	422,531.47
Sewers and Sewage Processing		Recreation—Culture	20,842.00	Collected in 1983	421,057.80
Garbage and Trash Disposal	345,900.00	Public Works	149,263.79	Cancelled, Abated or Adjusted 1983	
Public Buildings and Grounds	66,000.00	Buildings and Grounds	258,467.40	Transfers to Tax Title Liens or Foreclosed	
Other Public Works		Library and Education		Balance December 31, 1983	1,473.67
HEALTH and WELFARE		Conservation		TAX TITLE LIENS OUTSTANDING	
Health Services Except Environmental	160,500.00	All Other		Balance January 1, 1983	38,517.72
Welfare-Public Assistance	5,300.00			Transfer From Taxes	
Hospitals, Clinics, First Aid	7,500.00	CAPITAL DEBT AUTHORIZED, DECEMBER 31, 1983		Redeemed in 1983	7,943.65
Animal, Insect, & Rodent Control	4,200.00	ISSUED AND UNISSUED GROSS DEBT NET DEBT		Cancelled, Abated or Adjusted (1983)	
Other Welfare Services	200.00	School 858,640		Transfers to Foreclosed Property	
RECREATION and CONSERVATION		Self-liquidating 208,650		Balance December 31, 1983	30,574.07
Beaches and Boardwalks	273,656.10	Other 2,153,114	2,153,114	PROPERTY ACQUIRED BY DEED OR FORECLOSURE	
Parks, Playgrounds, Shade Trees		Total 3,220,404	2,153,114	Balance January 1, 1983	9,800.00
Land Reclamation & Conservation	150.00			Transfers From Taxes or Liens	
Other Recreational Services	20,900.00	ISSUED AND OUTSTANDING		Sale for Cash (1983)	
EDUCATION (excluding schools)		School 831,277.82		Cancelled, Abated or Adjusted (1983)	
Libraries	750.00	Self-Liquidating 124,000.00		Balance December 31, 1983	9,800.00
Other Educational Services	300.00	Other 1,718,000.00	2,673,277.82	CURRENT FINANCES DECEMBER 31, 1983	
STATUTORY EXPENDITURES		Total		ASSETS	
Pensions & F. I. C. A.	270,296.11	EQUALIZED VALUATION BASIS		Cash Dec. 31, 1983	3,508,109.86
Employee Fringe Benefits	113,100.00	FOR NET DEBT COMPUTATION	820,992,666	Taxes Receivable	343,930.26
Other Statutory Expenditures	23,000.00	REAL PROPERTY VALUATIONS		Tax Title Liens	30,574.07
CETA And Other Public Employment Programs		Code Class # of Parcels % VAL'N		Foreclosed Property	9,800.00
MUNICIPAL FUNCTIONS TOTAL	3,402,248.18	1 Vacant Land 1174 6.71		Emergencies & Other Deferred Charges	
CAPITAL IMPROVEMENTS *MEMO*	10,000.00	2 Residential 6459 87.43		State and Federal Aid Receivable	2,798.39
DEBT SERVICE		3 Farm		Other Receivables	644,048.28
Principal Payments	52,000.00	4a Commercial 161 5.28	24,639,450.00	Total	4,539,260.86
Interest Payments	63,522.50	4b Industrial		LIABILITIES, RESERVES, AND SURPLUS	
		4c Apartments 28 .58	2,714,900.00	Cash Liabilities	2,324,016.65
DEFERRED CHARGES		Total 7822	466,749,880.00	Reserves for Receivables	1,028,352.61
SCHOOL, COUNTY, SPECIAL DISTRICT TAXES	6,937,982.98	Land Area 4.30 Sq. Miles		Surplus Dec. 31, 1983	1,186,891.60
RESERVE FOR UNCOLLECTED TAXES	593,300.00	Net Valuation Taxable-Municipal	468,862,208	Total	4,539,260.86
EXPENDITURES TOTAL	11,049,053.66	Net Valuation Taxable-County	852,888,279		
		State Equalized Valuation	935,798,625		
		State Equalization Ratio	49.99		

*Includes County Health Service Taxes or County Vocational School Taxes. See Table 13.

1325

Population 1980 29,819
 Population 1983 29,639
 S & P Rating AAA
 Moody Rating AAA

General Tax Rate Per \$100. 5.10
 State Equalized Tax Rate 3.06

LONG BRANCH CITY - MONMOUTH CO.

Form of Government:

Mayor-Council Plan A (OMCL 50)

Number of Members on Governing Body - 5

PER CAPITA:

Gross Debt 393.71
 Net Debt 267.56
 Debt Service 47.76
 Total Tax Levy 556.55
 Municipal Expenditures 388.73

PER CENT:

Gross Debt 2.41
 Net Debt 1.64
 Tax Levy Collected 93.99
 Tax Levy Cancelled, Abated or Adjusted .89

EXPENDITURES		REVENUES-REALIZED		1983 PROPERTY TAX	
GENERAL GOVERNMENT				STATE EQUALIZED TAX RATE ↓	
Governing Body & Public Boards	43,174.82	1983 Property Taxes Collected	15,462,960.49	Local District School Taxes	1.50 8,022,857.28
Municipal Clerk	75,465.00	1983 Payments in Lieu of Taxes	995,973.73	Regional & Consolidated School Tax	
Financial Administration	82,745.00	Delinquent Tax & Lien Collections	245,225.72	School Taxes in Municipal Budget	.04 195,931.50
Assessment of Taxes	313,610.00	Business Personalty Replacement Taxes	1,487,300.00	County Taxes	.51 2,705,982.20
Collection of Taxes	58,374.00	Taxes from Public Utilities		County Library Taxes	
Planning, Housing & Development	46,899.00	Other Miscellaneous Tax Revenues	1,624,073.68	Local Municipal Purpose Taxes	1.02 5,469,474.75
Human Resources	774,270.00	State Aid Revenues		Veteran & Senior Citizen Taxes	201,400.00
Elections		Federal Aid Revenues	289,069.44	Total Taxes for Rate Computation	3.07 16,595,645.73
General Administration (other)	1,196,121.27	State and Local Fiscal Assistance Act Utilized		Special District Taxes	
JUDICIARY	105,313.00	Sale of Acquired Property	1,629,770.81	Bank Corp. Taxes	37,671.67
Municipal Courts		Other Miscellaneous Revenues	21,734,373.87	Added and Omitted Taxes	63,761.61
PUBLIC SAFETY	712,554.80	Total	21,734,373.87	Total Taxes Levied - ABSTRACT	16,495,679.01
Fire Protection	1,876,723.03	Prior Years Surplus Appropriated	21,734,373.87	Total Taxes Billed	16,451,722.87
Police Protection	1,845.00	REVENUES TOTAL	1,332,253.11	1983 TAXES COLLECTED	15,462,960.49
Civil Defense & Disaster Control	94,682.00	Reserve For Uncollected Taxes		1983 Taxes Cancelled, Abated or Adjusted	145,645.65
Environmental Inspection & Control		CAPITAL OUTLAY TOTAL	400,923.18	Transfer to Tax Title Liens or Foreclosed	158,365.80
Other Public Safety				Balance Outstanding Dec. 31, 1983	684,750.93
PUBLIC WORKS	767,601.00	Public Enterprises		PRIOR YEARS TAXES OUTSTANDING	
Streets and Drainage	310,886.00	Recreation—Culture		Balance January 1, 1983	988,951.88
Sewers and Sewage Processing		Public Works	259,221.18	Collected in 1983	875,635.71
Garbage and Trash Disposal		Buildings and Grounds	141,702.00	Cancelled, Abated or Adjusted 1983	
Public Buildings and Grounds	314,835.00	Library and Education		Transfers to Tax Title Liens or Foreclosed	109,811.70
Other Public Works	44,500.00	Conservation		Balance December 31, 1983	3,504.47
HEALTH and WELFARE	259,343.50	All Other		TAX TITLE LIENS OUTSTANDING	
Health Services Except Environmental	48,229.00			Balance January 1, 1983	213,357.64
Welfare-Public Assistance		CAPITAL DEBT AUTHORIZED, DECEMBER 31, 1983		Transfer From Taxes	280,904.94
Hospitals, Clinics, First Aid		ISSUED AND UNISSUED GROSS DEBT		Redeemed in 1983	120,338.02
Animal, Insect, & Rodent Control		School 3,739,000		Cancelled, Abated or Adjusted (1983)	5,359.81
Other Welfare Services		Self-liquidating 7,930,200	7,930,200	Transfers to Foreclosed Property	70,263.89
RECREATION and CONSERVATION	60,498.00	Other 11,669,200	7,930,200	Balance December 31, 1983	298,300.86
Beaches and Boardwalks		Total	11,669,200	PROPERTY ACQUIRED BY DEED OR	
Parks, Playgrounds, Shade Trees	135,670.68	ISSUED AND OUTSTANDING		FORECLOSURE	
Land Reclamation & Conservation	54,729.00	School 3,739,000.00		Balance January 1, 1983	2,058,186.11
Other Recreational Services		Self-Liquidating 7,172,000.00		Transfers From Taxes or Liens	70,263.89
EDUCATION (excluding schools)	189,000.00	Other 10,911,000.00		Sale for Cash (1983)	132,400.00
Libraries		Total	10,911,000.00	Cancelled, Abated or Adjusted (1983)	
Other Educational Services		EQUALIZED VALUATION BASIS		Balance December 31, 1983	1,996,050.00
STATUTORY EXPENDITURES	739,788.61	FOR NET DEBT COMPUTATION	483,439,014	CURRENT FINANCES DECEMBER 31, 1983	
Pensions & F. I. C. A.	298,700.00	REAL PROPERTY VALUATIONS		ASSETS	
Employee Fringe Benefits	35,000.00	Code Class # of Parcels % VAL'N		Cash Dec. 31, 1983	3,862,487.19
Other Statutory Expenditures		1 Vacant Land 647 1.84	5,804,125.00	Taxes Receivable	688,255.40
CEA And Other Public Employment Programs	8,642,558.31	2 Residential 6103 67.96	214,371,140.00	Tax Title Liens	298,300.86
MUNICIPAL FUNCTIONS TOTAL	20,000.00	3 Farm 6 .07	219,600.00	Foreclosed Property	1,996,050.00
CAPITAL IMPROVEMENTS *MEMO*		4a Commercial 506 14.49	45,708,200.00	Emergencies & Other Deferred Charges	332,500.00
DEBT SERVICE	795,000.00	4b Industrial 12 .93	2,936,900.00	State and Federal Aid Receivable	5,294.27
Principal Payments	620,685.40	4c Apartments 246 14.71	46,415,300.00	Other Receivables	137,395.34
Interest Payments	476,658.50	Total 7520	315,455,265.00	Total	7,320,283.06
TYPE I SCHL DEBT *MEMO	131,100.92	Land Area 5.10 Sq. Miles		LIABILITIES, RESERVES, AND SURPLUS	
DEFERRED CHARGES	10,924,770.98	Net Valuation Taxable-Municipal	321,521,925	Cash Liabilities	2,783,948.88
SCHOOL, COUNTY, SPECIAL DISTRICT TAXES	1,332,253.11	Net Valuation Taxable-County	507,847,676	Reserves for Receivables	3,017,522.93
RESERVE FOR UNCOLLECTED TAXES		State Equalized Valuation	531,669,878	Surplus Dec. 31, 1983	1,518,811.25
EXPENDITURES TOTAL	22,446,368.72	State Equalization Ratio	60.04	Total	7,320,283.06

* ABOVE DEBT SERVICE INCLUDES TYPE I SCHOOL DEBT

0115
Population 1980 1,249
Population 1983 1,240
S & P Rating BBB+
Moody Rating BAA1

General Tax Rate Per \$100. 1.59
State Equalized Tax Rate .90

LONGPORT BORO. — ATLANTIC CO.
Form of Government:
Commission (1911)
Number of Members on Governing Body — 3

PER CAPITA:
Gross Debt 1,307.42
Net Debt 1,307.42
Debt Service 151.19
Total Tax Levy 1,826.63
Municipal Expenditures 1,307.16

PER CENT:
Gross Debt .71
Net Debt .71
Tax Levy Collected 95.13
Tax Levy Cancelled, Abated or Adjusted

EXPENDITURES		REVENUES-REALIZED		1983 PROPERTY TAX	
GENERAL GOVERNMENT		REVENUES-REALIZED		STATE EQUALIZED TAX RATE	
Governing Body & Public Boards		1983 Property Taxes Collected	2,164,320.13	Local District School Taxes .10	259,672.00
Municipal Clerk	24,722.00	1983 Payments in Lieu of Taxes		Regional & Consolidated School Tax	
Financial Administration	26,124.00	Delinquent Tax & Lien Collections	77,135.68	School Taxes in Municipal Budget	
Assessment of Taxes	74,300.00	Business Personalty Replacement Taxes	6,337.00	County Taxes .41	* 1,037,748.96
Collection of Taxes	18,700.00	Taxes from Public Utilities	158,678.00	County Library Taxes .02	56,696.80
Planning, Housing & Development	2,310.00	Other Miscellaneous Tax Revenues		Local Municipal Purpose Taxes .36	904,769.71
Human Resources		State Aid Revenues	8,089.70	Veteran & Senior Citizen Taxes	26,750.00
Elections		Federal Aid Revenues		Total Taxes for Rate Computation .89	2,285,637.47
General Administration (other)	107,599.00	State and Local Fiscal Assistance Act Utilized	20,258.00	Special District Taxes	
JUDICIARY		Sale of Acquired Property		Bank Corp. Taxes	1,897.12
Municipal Courts	14,200.00	Other Miscellaneous Revenues	421,555.87	Added and Omitted Taxes	4,231.15
PUBLIC SAFETY		Total	2,856,374.38	Total Taxes Levied - ABSTRACT	2,265,015.74
Fire Protection	18,915.00	Prior Years Surplus Appropriated	175,000.00	Total Taxes Billed	2,275,214.58
Police Protection	292,888.35	REVENUES TOTAL	3,031,374.38	1983 TAXES COLLECTED	2,164,320.13
Civil Defense & Disaster Control	1,300.00	Reserve For Uncollected Taxes	159,372.27	1983 Taxes Cancelled, Abated or Adjusted	
Environmental Inspection & Control	18,025.00	CAPITAL OUTLAY TOTAL	62,171.04	Transfer to Tax Title Liens or Foreclosed	
Other Public Safety		Public Enterprises		Balance Outstanding Dec. 31, 1983	110,894.45
PUBLIC WORKS		Recreation—Culture		PRIOR YEARS TAXES OUTSTANDING	
Streets and Drainage	40,810.00	Public Works	52,864.73	Balance January 1, 1983	82,166.95
Sewers and Sewage Processing	167,758.00	Buildings and Grounds	9,306.31	Collected in 1983	77,135.68
Garbage and Trash Disposal	37,980.00	Library and Education		Cancelled, Abated or Adjusted 1983	
Public Buildings and Grounds	16,800.00	Conservation		Transfers to Tax Title Liens or Foreclosed	
Other Public Works	137,000.00	All Other		Balance December 31, 1983	5,031.27
HEALTH and WELFARE		CAPITAL DEBT AUTHORIZED, DECEMBER 31, 1983		TAX TITLE LIENS OUTSTANDING	
Health Services Except Environmental	150.00	ISSUED AND UNISSUED		Balance January 1, 1983	6,998.77
Welfare-Public Assistance	550.00	School		Transfer From Taxes	
Hospitals, Clinics, First Aid		Self-liquidating		Redeemed in 1983	
Animal, Insect, & Rodent Control	400.00	Other	1,621,197	Cancelled, Abated or Adjusted (1983)	
Other Welfare Services		Total	1,621,197	Transfers to Foreclosed Property	
RECREATION and CONSERVATION		ISSUED AND OUTSTANDING		Balance December 31, 1983	6,998.77
Beaches and Boardwalks	58,342.11	School		PROPERTY ACQUIRED BY DEED OR FORECLOSURE	
Parks, Playgrounds, Shade Trees	54,613.00	Self-Liquidating		Balance January 1, 1983	17,695.00
Land Reclamation & Conservation		Other		Transfers From Taxes or Liens	
Other Recreational Services	500.00	Total	1,505,000.00	Sale for Cash (1983)	
EDUCATION (excluding schools)		EQUALIZED VALUATION BASIS		Cancelled, Abated or Adjusted (1983)	
Libraries	5,500.00	FOR NET DEBT COMPUTATION	227,724,916	Balance December 31, 1983	17,695.00
Other Educational Services		REAL PROPERTY VALUATIONS		CURRENT FINANCES DECEMBER 31, 1983	
STATUTORY EXPENDITURES		Code Class # of Parcels % VAL'N		ASSETS	
Pensions & F. I. C. A.	88,491.39	1 Vacant Land 112 5.07	7,231,500.00	Cash Dec. 31, 1983	453,144.22
Employee Fringe Benefits	46,058.00	2 Residential 1420 90.36	128,906,800.00	Taxes Receivable	115,925.72
Other Statutory Expenditures		3 Farm		Tax Title Liens	6,998.77
CETA And Other Public Employment Programs		4a Commercial 9 2.49	3,548,600.00	Foreclosed Property	17,695.00
MUNICIPAL FUNCTIONS TOTAL	1,254,035.85	4b Industrial		Emergencies & Other Deferred Charges	62,000.00
CAPITAL IMPROVEMENTS *MEMO*		4c Apartments 20 2.08	2,967,800.00	State and Federal Aid Receivable	3,982.94
DEBT SERVICE		Total 1561	142,654,700.00	Other Receivables	
Principal Payments	60,000.00	Land Area .30 Sq. Miles		Total	659,746.65
Interest Payments	127,474.41	Net Valuation Taxable-Municipal	142,878,656	LIABILITIES, RESERVES, AND SURPLUS	
DEFERRED CHARGES	20,000.00	Net Valuation Taxable-County	228,316,242	Cash Liabilities	194,785.63
SCHOOL, COUNTY, SPECIAL DISTRICT TAXES	1,354,117.76	State Equalized Valuation	253,292,432	Reserves for Receivables	140,619.49
RESERVE FOR UNCOLLECTED TAXES	159,372.27	State Equalization Ratio	56.37	Surplus Dec. 31, 1983	324,341.53
EXPENDITURES TOTAL	2,975,000.29			Total	659,746.65

*Includes County Health Service Taxes or County Vocational School Taxes. See Table 13.

2115
Population 1980 4,998
Population 1983 4,972
S & P Rating
Moody Rating

General Tax Rate Per \$100. 2.41
State Equalized Tax Rate 2.20

LOPATCONG TOWNSHIP - WARREN CO.
Form of Government:
Small Municipality Plan C (OMCL 50)
Number of Members on Governing Body - 3

PER CAPITA:
Gross Debt 327.36
Net Debt 90.03
Debt Service 18.86
Total Tax Levy 534.98
Municipal Expenditures 298.33
PER CENT:
Gross Debt 1.42
Net Debt .39
Tax Levy Collected 96.08
Tax Levy Cancelled, Abated or Adjusted .04

EXPENDITURES		REVENUES-REALIZED		1983 PROPERTY TAX	
GENERAL GOVERNMENT				STATE EQUALIZED TAX RATE 1.25	
Governing Body & Public Boards		1983 Property Taxes Collected	2,553,693.63	Local District School Taxes	1,509,304.00
Municipal Clerk		1983 Payments in Lieu of Taxes		Regional & Consolidated School Tax	
Financial Administration	11,215.00	Delinquent Tax & Lien Collections	123,863.33	School Taxes in Municipal Budget	
Assessment of Taxes	10,745.00	Business Personalty Replacement Taxes	73,631.20	County Taxes	* 733,402.74
Collection of Taxes	12,445.00	Taxes from Public Utilities	525,617.00	County Library Taxes	.03 41,122.41
Planning, Housing & Development	16,785.00	Other Miscellaneous Tax Revenues		Local Municipal Purpose Taxes	.30 360,000.00
Human Resources		State Aid Revenues	33,140.27	Veteran & Senior Citizen Taxes	61,800.00
Elections	2,500.00	Federal Aid Revenues		Total Taxes for Rate Computation	2.19 2,705,629.15
General Administration (other)	147,926.43	State and Local Fiscal Assistance Act Utilized	45,503.46	Special District Taxes	
JUDICIARY		Sale of Acquired Property		Bank Corp. Taxes	10,491.37
Municipal Courts	36,316.74	Other Miscellaneous Revenues	190,026.31	Added and Omitted Taxes	5,588.39
PUBLIC SAFETY		Total	3,545,475.20	Total Taxes Levied - ABSTRACT	2,659,908.91
Fire Protection	85,224.39	Prior Years Surplus Appropriated	277,842.13	Total Taxes Billed	2,657,945.40
Police Protection	361,195.63	REVENUES TOTAL	3,823,317.33	1983 TAXES COLLECTED	2,553,693.63
Civil Defense & Disaster Control	250.00	Reserve For Uncollected Taxes	248,842.13	1983 Taxes Cancelled, Abated or Adjusted	949.27
Environmental Inspection & Control	11,441.73	CAPITAL OUTLAY TOTAL	407,159.49	Transfer to Tax Title Liens or Foreclosed	7,614.95
Other Public Safety				Balance Outstanding Dec. 31, 1983	95,687.55
PUBLIC WORKS				PRIOR YEARS TAXES OUTSTANDING	
Streets and Drainage	223,051.00	Public Enterprises	241,179.46	Balance January 1, 1983	135,931.46
Sewers and Sewage Processing		Recreation—Culture		Collected in 1983	118,349.45
Garbage and Trash Disposal		Public Works	26,811.74	Cancelled, Abated or Adjusted 1983	100.00
Public Buildings and Grounds	16,921.44	Buildings and Grounds	139,168.29	Transfers to Tax Title Liens or Foreclosed	3,454.67
Other Public Works		Library and Education		Balance December 31, 1983	14,027.34
HEALTH and WELFARE		Conservation		TAX TITLE LIENS OUTSTANDING	
Health Services Except Environmental	1,000.00	All Other		Balance January 1, 1983	24,888.14
Welfare-Public Assistance	875.00	CAPITAL DEBT AUTHORIZED, DECEMBER 31, 1983		Transfer From Taxes	11,496.70
Hospitals, Clinics, First Aid		ISSUED AND UNISSUED		Redeemed in 1983	5,513.88
Animal, Insect, & Rodent Control		School	770,000	Cancelled, Abated or Adjusted (1983)	
Other Welfare Services		Self-liquidating	410,000	Transfers to Foreclosed Property	
RECREATION and CONSERVATION		Other	447,612	Balance December 31, 1983	30,870.96
Beaches and Boardwalks		Total	1,627,612	PROPERTY ACQUIRED BY DEED OR FORECLOSURE	
Parks, Playgrounds, Shade Trees	23,995.00	ISSUED AND OUTSTANDING		Balance January 1, 1983	2,105.00
Land Reclamation & Conservation		School	770,000.00	Transfers From Taxes or Liens	
Other Recreational Services		Self-Liquidating	383,000.00	Sale for Cash (1983)	
EDUCATION (excluding schools)		Other	340,000.00	Cancelled, Abated or Adjusted (1983)	
Libraries		Total	1,493,000.00	Balance December 31, 1983	2,105.00
Other Educational Services		EQUALIZED VALUATION BASIS		CURRENT FINANCES DECEMBER 31, 1983	
STATUTORY EXPENDITURES		FOR NET DEBT COMPUTATION	114,725,850	ASSETS	
Pensions & F. I. C. A.	80,544.00	REAL PROPERTY VALUATIONS		Cash Dec. 31, 1983	1,421,675.78
Employee Fringe Benefits	44,400.00	Code Class # of Parcels % VAL'N		Taxes Receivable	109,714.89
Other Statutory Expenditures	5,585.00	1 Vacant Land 298 4.53		Tax Title Liens	30,870.96
CETA And Other Public Employment Programs		2 Residential 1364 68.98		Foreclosed Property	2,105.00
MUNICIPAL FUNCTIONS		3 Farm 114 3.65		Emergencies & Other Deferred Charges	20,717.62
CAPITAL IMPROVEMENTS		4a Commercial 64 11.72		State and Federal Aid Receivable	
DEBT SERVICE		4b Industrial 12 5.90		Other Receivables	37,592.85
Principal Payments	70,000.00	4c Apartments 1 5.22		Total	1,622,677.10
Interest Payments	23,772.00	Total 1853		LIABILITIES, RESERVES, AND SURPLUS	
DEFERRED CHARGES		Land Area 6.90 Sq. Miles		Cash Liabilities	965,330.27
SCHOOL, COUNTY, SPECIAL DISTRICT TAXES	48,283.66	Net Valuation Taxable-Municipal	110,043,828	Reserves for Receivables	180,283.70
RESERVE FOR UNCOLLECTED TAXES	2,283,829.15	Net Valuation Taxable-County	117,738,156	Surplus Dec. 31, 1983	477,063.13
EXPENDITURES		State Equalized Valuation	120,219,160	Total	1,622,677.10
TOTAL	3,767,143.30	State Equalization Ratio	91.46		

0505

Population 1980 17,105

Population 1983 18,277

S & P Rating

Moody Rating BAA1

General Tax Rate Per \$100.

3.38

State Equalized Tax Rate

1.94

LOWER TWP. - CAPE MAY CO.**Form of Government:****Council-Manager Plan D (OMCL) 50****Number of Members on Governing Body - 5****PER CAPITA:**

Gross Debt 297.89

Net Debt 216.24

Debt Service 44.03

Total Tax Levy 561.79

Municipal Expenditures 264.75

PER CENT:

Gross Debt 1.17

Net Debt .85

Tax Levy Collected 91.67

Tax Levy Cancelled, Abated
or Adjusted .23

EXPENDITURES		REVENUES-REALIZED		1983 PROPERTY TAX	
GENERAL GOVERNMENT		STATE EQUALIZED TAX RATE		LOCAL DISTRICT SCHOOL TAXES	
Governing Body & Public Boards		1983 Property Taxes Collected	9,404,664.16	.52	2,689,939.00
Municipal Clerk		1983 Payments in Lieu of Taxes	17,503.77	.56	2,904,554.66
Financial Administration	115,700.00	Delinquent Tax & Lien Collections	764,063.36		
Assessment of Taxes	56,400.00	Business Personalty Replacement Taxes	149,040.44	.40	2,041,271.54
Collection of Taxes	69,750.00	Taxes from Public Utilities	829,555.00	.02	123,729.72
Planning, Housing & Development	53,900.00	Other Miscellaneous Tax Revenues		.43	2,216,981.90
Human Resources		State Aid Revenues	123,707.13		488,600.00
Elections	4,350.00	Federal Aid Revenues		1.93	10,465,076.82
General Administration (other)	338,120.00	State and Local Fiscal Assistance Act Utilized	76,432.00		198,600.00
JUDICIARY		Sale of Acquired Property			8,665.04
Municipal Courts	54,250.00	Other Miscellaneous Revenues	604,419.20		84,108.58
PUBLIC SAFETY		Total	11,969,385.06		10,267,850.44
Fire Protection	7,300.00	Prior Years Surplus Appropriated	160,950.00		Total Taxes Levied - ABSTRACT
Police Protection	1,115,700.00	REVENUES	12,130,335.06		10,259,185.40
Civil Defense & Disaster Control	5,500.00	Reserve For Uncollected Taxes	807,427.26		Total Taxes Billed
Environmental Inspection & Control	128,055.00				9,404,664.16
Other Public Safety		CAPITAL OUTLAY	TOTAL		1983 TAXES COLLECTED
PUBLIC WORKS			562,110.13		23,770.96
Streets and Drainage	219,373.63	Public Enterprises			Transfer to Tax Title Liens or Foreclosed
Sewers and Sewage Processing		Recreation—Culture			Balance Outstanding Dec. 31, 1983
Garbage and Trash Disposal	67,250.00	Public Works	491,096.33		762,808.78
Public Buildings and Grounds	90,200.00	Buildings and Grounds	71,013.80		PRIOR YEARS TAXES OUTSTANDING
Other Public Works	355,616.96	Library and Education			Balance January 1, 1983
HEALTH and WELFARE		Conservation			Collected in 1983
Health Services Except Environmental	6,900.00	All Other			Cancelled, Abated or Adjusted 1983
Welfare-Public Assistance	6,000.00				Transfers to Tax Title Liens or Foreclosed
Hospitals, Clinics, First Aid		CAPITAL DEBT AUTHORIZED, DECEMBER 31, 1983			Balance December 31, 1983
Animal, Insect, & Rodent Control	19,030.00	ISSUED AND UNISSUED	GROSS DEBT		1,932.68
Other Welfare Services	100.00	School	1,492,392		TAX TITLE LIENS OUTSTANDING
RECREATION and CONSERVATION		Self-liquidating	3,952,162		Balance January 1, 1983
Beaches and Boardwalks		Other	3,952,162		Transfer From Taxes
Parks, Playgrounds, Shade Trees	93,486.00	Total	5,444,555		Redeemed in 1983
Land Reclamation & Conservation	1,000.00				Cancelled, Abated or Adjusted (1983)
Other Recreational Services		ISSUED AND OUTSTANDING			Transfers to Foreclosed Property
EDUCATION (excluding schools)		School	1,492,392.23		Balance December 31, 1983
Libraries		Self-Liquidating	3,920,000.00		112,064.58
Other Educational Services		Other	5,412,392.23		PROPERTY ACQUIRED BY DEED OR FORECLOSURE
STATUTORY EXPENDITURES		Total			Balance January 1, 1983
Pensions & F. I. C. A.	205,012.00	EQUALIZED VALUATION BASIS			Transfers From Taxes or Liens
Employee Fringe Benefits	120,700.00	FOR NET DEBT COMPUTATION	464,292,044		Sole for Cash (1983)
Other Statutory Expenditures	7,000.00	REAL PROPERTY VALUATIONS			Cancelled, Abated or Adjusted (1983)
CETA And Other Public Employment Programs		Code Class # of Parcels % VAL'N			Balance December 31, 1983
MUNICIPAL FUNCTIONS		1 Vacant Land 2287 6.17	17,908,850.00		117,250.00
CAPITAL IMPROVEMENTS	*MEMO*	2 Residential 9499 78.79	228,691,150.00		CURRENT FINANCES DECEMBER 31, 1983
DEBT SERVICE		3 Farm 205 .86	2,487,400.00		ASSETS
Principal Payments	215,000.00	4a Commercial 369 11.61	33,709,550.00		Cash Dec. 31, 1983
Interest Payments	589,777.08	4b Industrial 8 1.74	5,063,800.00		Taxes Receivable
		4c Apartments 3 .83	2,399,950.00		Tax Title Liens
		Total 12371	290,260,700.00		Foreclosed Property
DEFERRED CHARGES	85,440.81	Land Area 29.81 Sq. Miles			Emergencies & Other Deferred Charges
SCHOOL, COUNTY, SPECIAL DISTRICT TAXES	7,958,094.92	Net Valuation Taxable-Municipal	295,524,389		State and Federal Aid Receivable
RESERVE FOR UNCOLLECTED TAXES	807,427.26	Net Valuation Taxable-County	496,202,660		Other Receivables
EXPENDITURES		State Equalized Valuation	510,504,246		Total
TOTAL	12,796,933.66	State Equalization Ratio	57.45		1,033,201.91
					764,741.46
					112,064.58
					117,250.00
					300,802.54
					818.83
					9,266.05
					2,338,145.37
					LIABILITIES, RESERVES, AND SURPLUS
					Cash Liabilities
					Reserves for Receivables
					Surplus Dec. 31, 1983
					Total
					796,553.98
					1,003,322.09
					538,269.30
					2,338,145.37

1704

Population 1980 1,547
 Population 1983 1,566
 S & P Rating
 Moody Rating

General Tax Rate Per \$100. 1.39
 State Equalized Tax Rate .75

LOWER ALLOWAYS CREEK - SALEM CO.

Form of Government:

Township Committee

Number of Members on Governing Body - 3

PER CAPITA:

Gross Debt
 Net Debt
 Debt Service
 Total Tax Levy 321.52
 Municipal Expenditures 7,395.98

PER CENT:

Gross Debt
 Net Debt
 Tax Levy Collected 93.59
 Tax Levy Cancelled, Abated or Adjusted .18

EXPENDITURES		REVENUES-REALIZED		1983 PROPERTY TAX	
GENERAL GOVERNMENT		1983 Property Taxes Collected		STATE EQUALIZED TAX RATE →	
Governing Body & Public Boards			471,183.92	Local District School Taxes	
Municipal Clerk		1983 Payments in Lieu of Taxes	32,503.46	Regional & Consolidated School Tax	
Financial Administration	50,000.00	Delinquent Tax & Lien Collections	14,890.64	School Taxes in Municipal Budget	
Assessment of Taxes	11,255.00	Business Personalty Replacement Taxes	0,637,067.00	County Taxes	.75 501,962.60
Collection of Taxes	15,925.00	Taxes from Public Utilities		County Library Taxes	
Planning, Housing & Development	110,076.00	Other Miscellaneous Tax Revenues		Local Municipal Purpose Taxes	
Human Resources		State Aid Revenues		Veteran & Senior Citizen Taxes	19,350.00
Elections		Federal Aid Revenues		Total Taxes for Rate Computation	.75 521,312.60
General Administration (other) *	22,405,669.32	State and Local Fiscal Assistance Act Utilized		Special District Taxes	
JUDICIARY		Sale of Acquired Property	23,236,726.81	Bank Corp. Taxes	1,088.97
Municipal Courts	27,600.00	Other Miscellaneous Revenues	30,392,371.83	Added and Omitted Taxes	441.56
PUBLIC SAFETY		Total	9,000,000.00	Total Taxes Levied - ABSTRACT	503,493.13
Fire Protection	57,100.00	Prior Years Surplus Appropriated	39,392,371.83	Total Taxes Billed	503,439.76
Police Protection	620,800.00	REVENUES TOTAL	39,260.27	1983 TAXES COLLECTED	471,183.92
Civil Defense & Disaster Control	10,700.00	Reserve For Uncollected Taxes	2,612,521.67	1983 Taxes Cancelled, Abated or Adjusted	928.38
Environmental Inspection & Control	14,900.00	CAPITAL OUTLAY TOTAL		Transfer to Tax Title Liens or Foreclosed Balance Outstanding Dec. 31, 1983	31,327.46
Other Public Safety		Public Enterprises		PRIOR YEARS TAXES OUTSTANDING	
PUBLIC WORKS		Recreation—Culture		Balance January 1, 1983	32,503.46
Streets and Drainage	422,500.00	Public Works	2,604,298.47	Collected in 1983	32,503.46
Sewers and Sewage Processing	270,000.00	Buildings and Grounds	8,223.20	Cancelled, Abated or Adjusted 1983	
Garbage and Trash Disposal	92,500.00	Library and Education		Transfers to Tax Title Liens or Foreclosed Balance December 31, 1983	
Public Buildings and Grounds	544,650.00	Conservation		TAX TITLE LIENS OUTSTANDING	
Other Public Works	106,500.00	All Other		Balance January 1, 1983	
HEALTH and WELFARE		CAPITAL DEBT AUTHORIZED, DECEMBER 31, 1983		Transfer From Taxes	
Health Services Except Environmental	23,459.81	ISSUED AND UNISSUED GROSS DEBT		Redeemed in 1983	
Welfare-Public Assistance	12,664.00	School		Cancelled, Abated or Adjusted (1983)	
Hospitals, Clinics, First Aid	102,000.00	Self-liquidating		Transfers to Foreclosed Property	
Animal, Insect, & Rodent Control	173,307.76	Other		Balance December 31, 1983	
Other Welfare Services		Total		PROPERTY ACQUIRED BY DEED OR FORECLOSURE	
RECREATION and CONSERVATION		ISSUED AND OUTSTANDING		Balance January 1, 1983	2,550.00
Beaches and Boardwalks	2,000.00	School		Transfers From Taxes or Liens	
Parks, Playgrounds, Shade Trees	55,000.00	Self-Liquidating		Sale for Cash (1983)	
Land Reclamation & Conservation		Other		Cancelled, Abated or Adjusted (1983)	
Other Recreational Services	404,446.64	Total		Balance December 31, 1983	2,550.00
EDUCATION (excluding schools)		EQUALIZED VALUATION BASIS		CURRENT FINANCES DECEMBER 31, 1983	
Libraries		FOR NET DEBT COMPUTATION	61,001,400	ASSETS	
Other Educational Services	1,286,342.00	REAL PROPERTY VALUATIONS		Cash Dec. 31, 1983	2,172,316.66
STATUTORY EXPENDITURES		Code Class # of Parcels % VAL'N		Taxes Receivable	31,327.46
Pensions & F. I. C. A.	194,000.00	1 Vacant Land 243 1.47		Tax Title Liens	
Employee Fringe Benefits	110,000.00	2 Residential 367 12.76		Foreclosed Property	2,550.00
Other Statutory Expenditures	13,000.00	3 Farm 527 11.65		Emergencies & Other Deferred Charges	51,177.00
CETA And Other Public Employment Programs		4a Commercial 12 .42		State and Federal Aid Receivable	
MUNICIPAL FUNCTIONS TOTAL	27,142,395.53	4b Industrial 1 34.61		Other Receivables	17,449.87
CAPITAL IMPROVEMENTS *MEMO*	11,483,626.40	4c Apartments		Total	2,274,820.99
DEBT SERVICE		Total 1150	35,410,115.00	LIABILITIES, RESERVES, AND SURPLUS	
Principal Payments		Land Area 47.70 Sq. Miles		Cash Liabilities	1,574,330.71
Interest Payments		Net Valuation Taxable-Municipal	36,161,711	Reserves for Receivables	51,327.33
DEFERRED CHARGES	60,444.86	Net Valuation Taxable-County	60,927,250	Surplus Dec. 31, 1983	649,162.95
SCHOOL, COUNTY, SPECIAL DISTRICT TAXES	501,962.60	State Equalized Valuation	66,204,674	Total	2,274,820.99
RESERVE FOR UNCOLLECTED TAXES	39,260.27	State Equalization Ratio	54.10		
EXPENDITURES TOTAL	27,744,063.26				

* \$20,000,000.00 Radiological Emergency situation fund.

0317
Population 1980 5,236
Population 1983 5,221
S & P Rating
Moody Rating

General Tax Rate Per \$100. 2.97
State Equalized Tax Rate 2.34

LUMBERTON TOWNSHIP – BURLINGTON CO.
Form of Government:
Township Committee
Number of Members on Governing Body – 3

PER CAPITA:
Gross Debt 23.53
Net Debt 23.53
Debt Service 4.84
Total Tax Levy 485.36
Municipal Expenditures 372.34
PER CENT:
Gross Debt .12
Net Debt .12
Tax Levy Collected 92.64
Tax Levy Cancelled, Abated or Adjusted .04

EXPENDITURES		REVENUES-REALIZED		1983 PROPERTY TAX	
GENERAL GOVERNMENT				STATE EQUALIZED TAX RATE	
Governing Body & Public Boards		1983 Property Taxes Collected	2,345,144.84	Local District School Taxes .87	937,872.00
Municipal Clerk		1983 Payments in Lieu of Taxes		Regional & Consolidated School Tax .75	813,888.14
Financial Administration	27,800.00	Delinquent Tax & Lien Collections	181,096.59	School Taxes in Municipal Budget	
Assessment of Taxes	18,700.00	Business Personalty Replacement Taxes	90,982.00	County Taxes .61	656,216.66
Collection of Taxes	10,500.00	Taxes from Public Utilities	891,954.00	County Library Taxes .03	36,599.22
Planning, Housing & Development	19,400.00	Other Miscellaneous Tax Revenues		Local Municipal Purpose Taxes .07	76,000.00
Human Resources		State Aid Revenues	31,381.29	Veteran & Senior Citizen Taxes	37,500.00
Elections		Federal Aid Revenues		Total Taxes for Rate Computation 2.33	2,558,076.02
General Administration (other)	322,600.00	State and Local Fiscal Assistance Act Utilized	18,608.00	Special District Taxes	
JUDICIARY		Sale of Acquired Property		Bank Corp. Taxes	2,795.07
Municipal Courts	42,800.00	Other Miscellaneous Revenues	245,619.41	Added and Omitted Taxes	10,716.32
PUBLIC SAFETY		Total	3,804,786.13	Total Taxes Levied - ABSTRACT	2,534,087.41
Fire Protection	72,850.00	Prior Years Surplus Appropriated	830,000.00	Total Taxes Billed	2,531,330.54
Police Protection	440,458.00	REVENUES TOTAL	4,634,786.13	1983 TAXES COLLECTED	2,345,144.84
Civil Defense & Disaster Control	4,900.00	Reserve For Uncollected Taxes	280,906.41	1983 Taxes Cancelled, Abated or Adjusted	1,109.45
Environmental Inspection & Control	24,100.00			Transfer to Tax Title Liens or Foreclosed	9,497.36
Other Public Safety		CAPITAL OUTLAY TOTAL	50,976.00	Balance Outstanding Dec. 31, 1983	175,578.89
PUBLIC WORKS				PRIOR YEARS TAXES OUTSTANDING	
Streets and Drainage	201,300.00	Public Enterprises		Balance January 1, 1983	181,676.29
Sewers and Sewage Processing	500.00	Recreation—Culture		Collected in 1983	179,571.42
Garbage and Trash Disposal	194,000.00	Public Works	38,351.00	Cancelled, Abated or Adjusted 1983	
Public Buildings and Grounds	83,000.00	Buildings and Grounds	12,625.00	Transfers to Tax Title Liens or Foreclosed	357.42
Other Public Works		Library and Education		Balance December 31, 1983	1,747.45
HEALTH and WELFARE		Conservation		TAX TITLE LIENS OUTSTANDING	
Health Services Except Environmental	2,300.00	All Other		Balance January 1, 1983	17,118.43
Welfare-Public Assistance	5,700.00			Transfer From Taxes	10,267.42
Hospitals, Clinics, First Aid		CAPITAL DEBT AUTHORIZED, DECEMBER 31, 1983		Redeemed in 1983	2,186.60
Animal, Insect, & Rodent Control	8,730.00	ISSUED AND UNISSUED		Cancelled, Abated or Adjusted (1983)	
Other Welfare Services		School		Transfers to Foreclosed Property	
RECREATION and CONSERVATION		Self-liquidating		Balance December 31, 1983	25,199.25
Beaches and Boardwalks		Other	122,844	PROPERTY ACQUIRED BY DEED OR	
Parks, Playgrounds, Shade Trees	23,500.00	Total	122,844	FORECLOSURE	
Land Reclamation & Conservation				Balance January 1, 1983	4,800.00
Other Recreational Services	1,500.00	ISSUED AND OUTSTANDING		Transfers From Taxes or Liens	
EDUCATION (excluding schools)		School		Sale for Cash (1983)	
Libraries		Self-Liquidating		Cancelled, Abated or Adjusted (1983)	
Other Educational Services		Other	68,000.00	Balance December 31, 1983	4,800.00
STATUTORY EXPENDITURES		Total	68,000.00	CURRENT FINANCES DECEMBER 31, 1983	
Pensions & F. I. C. A.	116,000.00	EQUALIZED VALUATION BASIS		ASSETS	
Employee Fringe Benefits		FOR NET DEBT COMPUTATION	104,446,339	Cash Dec. 31, 1983	1,710,885.19
Other Statutory Expenditures		REAL PROPERTY VALUATIONS		Taxes Receivable	177,326.34
CETA And Other Public Employment Programs		Code Class # of Parcels % VAL'N		Tax Title Liens	25,199.25
MUNICIPAL FUNCTIONS		1 Vacant Land 69 1.12		Foreclosed Property	4,800.00
CAPITAL IMPROVEMENTS	1,620,638.00	2 Residential 1039 49.55		Emergencies & Other Deferred Charges	
MEMO		3 Farm 208 7.81		State and Federal Aid Receivable	3,307.19
DEBT SERVICE		4a Commercial 114 29.68		Other Receivables	51,195.67
Principal Payments	17,000.00	4b Industrial 6 2.46		Total	1,972,713.64
Interest Payments	8,262.00	4c Apartments 6 9.38		LIABILITIES, RESERVES, AND SURPLUS	
		Total 1442		Cash Liabilities	878,531.94
DEFERRED CHARGES	17,155.59	Land Area 13.34 Sq. Miles		Reserves for Receivables	258,521.26
SCHOOL, COUNTY, SPECIAL DISTRICT TAXES	2,444,576.02	Net Valuation Taxable-Municipal	84,954,952	Surplus Dec. 31, 1983	835,060.44
RESERVE FOR UNCOLLECTED TAXES	280,906.41	Net Valuation Taxable-County	109,510,438	Total	1,972,713.64
EXPENDITURES TOTAL	4,388,538.02	State Equalized Valuation	107,605,933		
		State Equalization Ratio	78.77		

0232

Population 1980 **20,326**
 Population 1983 **20,433**
 S & P Rating
 Moody Rating

General Tax Rate Per \$100.
2.21
 State Equalized Tax Rate
1.94

LYNDHURST TOWNSHIP – BERGEN CO.**Form of Government:****Commission (1911)****Number of Members on Governing Body – 5**

PER CAPITA:

Gross Debt **226.76**
 Net Debt **37.58**
 Debt Service **1.99**
 Total Tax Levy **628.25**
 Municipal Expenditures **345.02**

PER CENT:

Gross Debt **.73**
 Net Debt **.13**
 Tax Levy Collected **95.82**
 Tax Levy Cancelled, Abated
 or Adjusted **.82**

EXPENDITURES		REVENUES-REALIZED		1983 PROPERTY TAX	
GENERAL GOVERNMENT				STATE EQUALIZED TAX RATE 1.93	
Governing Body & Public Boards	51,047.59	1983 Property Taxes Collected	12,305,394.39	Local District School Taxes	6,142,667.50
Municipal Clerk	9,450.00	1983 Payments in Lieu of Taxes		Regional & Consolidated School Tax	
Financial Administration	314,423.15	Delinquent Tax & Lien Collections	408,756.05	School Taxes in Municipal Budget	
Assessment of Taxes	113,968.84	Business Personalty Replacement Taxes	471,525.04	County Taxes	2,429,969.46
Collection of Taxes	24,470.52	Taxes from Public Utilities	881,078.00	County Library Taxes	
Planning, Housing & Development		Other Miscellaneous Tax Revenues		Local Municipal Purpose Taxes	4,189,770.02
Human Resources	4,629.11	State Aid Revenues	179,283.37	Veteran & Senior Citizen Taxes	277,800.00
Elections	365,950.09	Federal Aid Revenues		Total Taxes for Rate Computation	13,040,206.98
General Administration (other)		State and Local Fiscal Assistance Act Utilized	201,197.00	Special District Taxes	
JUDICIARY	60,566.00	Sale of Acquired Property		Bank Corp. Taxes	31,667.83
Municipal Courts		Other Miscellaneous Revenues	751,345.81	Added and Omitted Taxes	42,953.51
PUBLIC SAFETY	64,775.00	Total	15,198,579.66	Total Taxes Levied - ABSTRACT	12,837,028.32
Fire Protection	1,600,454.22	Prior Years Surplus Appropriated	637,955.56	Total Taxes Billed	12,842,448.30
Police Protection	11,215.00	REVENUES TOTAL	15,836,535.22	1983 TAXES COLLECTED	12,305,394.39
Civil Defense & Disaster Control	132,285.03	Reserve For Uncollected Taxes	774,783.53	1983 Taxes Cancelled, Abated or Adjusted	104,873.34
Environmental Inspection & Control		CAPITAL OUTLAY TOTAL	516,783.88	Transfer to Tax Title Liens or Foreclosed	28,915.64
Other Public Safety				Balance Outstanding Dec. 31, 1983	403,264.93
PUBLIC WORKS	336,542.23	Public Enterprises	376,055.11	PRIOR YEARS TAXES OUTSTANDING	
Streets and Drainage	747,346.72	Recreation—Culture		Balance January 1, 1983	626,629.31
Sewers and Sewage Processing	513,600.00	Public Works	93,245.92	Collected in 1983	408,756.05
Garbage and Trash Disposal	4,020.09	Buildings and Grounds	47,262.85	Cancelled, Abated or Adjusted 1983	26,278.06
Public Buildings and Grounds	7,500.00	Library and Education	220.00	Transfers to Tax Title Liens or Foreclosed	28,144.68
Other Public Works		Conservation		Balance December 31, 1983	163,450.52
HEALTH and WELFARE	125,594.78	All Other		TAX TITLE LIENS OUTSTANDING	
Health Services Except Environmental	24,023.00	CAPITAL DEBT AUTHORIZED, DECEMBER 31, 1983		Balance January 1, 1983	40,415.68
Welfare-Public Assistance		ISSUED AND UNISSUED		Transfer From Taxes	63,948.88
Hospitals, Clinics, First Aid		School	285,000	Redeemed in 1983	
Animal, Insect, & Rodent Control		Self-liquidating	3,539,713	Cancelled, Abated or Adjusted (1983)	
Other Welfare Services		Other	808,642	Transfers to Foreclosed Property	
RECREATION and CONSERVATION	339,277.91	Total	4,633,356	Balance December 31, 1983	104,364.56
Beaches and Boardwalks		ISSUED AND OUTSTANDING		PROPERTY ACQUIRED BY DEED OR FORECLOSURE	
Parks, Playgrounds, Shade Trees	37,430.00	School	285,000.00	Balance January 1, 1983	7,549,200.00
Land Reclamation & Conservation		Self-Liquidating	340,000.00	Transfers From Taxes or Liens	
Other Recreational Services		Other	742,320.00	Sale for Cash (1983)	
EDUCATION (excluding schools)	193,540.00	Total	1,367,320.00	Cancelled, Abated or Adjusted (1983)	
Libraries	10,000.00	EQUALIZED VALUATION BASIS		Balance December 31, 1983	7,549,200.00
Other Educational Services		FOR NET DEBT COMPUTATION	635,666,138	CURRENT FINANCES DECEMBER 31, 1983	
STATUTORY EXPENDITURES	432,840.10	REAL PROPERTY VALUATIONS		ASSETS	
Pensions & F. I. C. A.	178,036.66	Code Class # of Parcels % VAL'N	ASSESSED VALUATION	Cash Dec. 31, 1983	913,459.54
Employee Fringe Benefits	12,000.00	1 Vacant Land 194 4.47	25,713,200.00	Taxes Receivable	566,715.45
Other Statutory Expenditures		2 Residential 4787 56.50	325,361,100.00	Tax Title Liens	104,364.56
CETA And Other Public Employment Programs	5,714,986.04	3 Farm		Foreclosed Property	7,549,200.00
MUNICIPAL FUNCTIONS	10,000.00	4a Commercial 312 8.79	50,616,200.00	Emergencies & Other Deferred Charges	69,066.79
CAPITAL IMPROVEMENTS		4b Industrial 103 27.90	160,647,200.00	State and Federal Aid Receivable	21,365.14
DEBT SERVICE	40,601.67	4c Apartments 49 2.35	13,541,300.00	Other Receivables	
Principal Payments		Total 5445	575,879,000.00	Total	9,224,171.48
Interest Payments		Land Area 4.70 Sq. Miles		LIABILITIES, RESERVES, AND SURPLUS	
DEFERRED CHARGES	519,491.70	Net Valuation Taxable-Municipal	579,162,660	Cash Liabilities	311,020.58
SCHOOL, COUNTY, SPECIAL DISTRICT TAXES	8,572,636.96	Net Valuation Taxable-County	677,275,385	Reserves for Receivables	8,220,280.01
RESERVE FOR UNCOLLECTED TAXES	774,783.53	State Equalized Valuation	659,113,107	Surplus Dec. 31, 1983	692,870.89
EXPENDITURES	15,622,499.90	State Equalization Ratio	87.82	Total	9,224,171.48

1417

Population 1980 15,357
 Population 1983 15,343
 S & P Rating
 Moody Rating AA

General Tax Rate Per \$100. 7.36
 State Equalized Tax Rate 2.12

MADISON BOROUGH - MORRIS COUNTY
Form of Government:
Borough Council
Number of Members on Governing Body - 6

PER CAPITA:
 Gross Debt 631.94
 Net Debt 389.34
 Debt Service 45.94
 Total Tax Levy 848.99
 Municipal Expenditures 445.34

PER CENT:
 Gross Debt 1.90
 Net Debt 1.17
 Tax Levy Collected 96.38
 Tax Levy Cancelled, Abated or Adjusted 2.05

EXPENDITURES		REVENUES-REALIZED		1983 PROPERTY TAX	
GENERAL GOVERNMENT				STATE EQUALIZED TAX RATE	
Governing Body & Public Boards		1983 Property Taxes Collected	12,542,428.09	Local District School Taxes 1.24	7,577,182.00
Municipal Clerk		1983 Payments in Lieu of Taxes	329,351.58	Regional & Consolidated School Tax	
Financial Administration	61,140.00	Delinquent Tax & Lien Collections	169,544.00	School Taxes in Municipal Budget	
Assessment of Taxes	162,908.00	Business Personalty Replacement Taxes	535,068.00	County Taxes .37	2,236,428.22
Collection of Taxes	24,946.00	Taxes from Public Utilities	416,362.03	County Library Taxes	
Planning, Housing & Development	60,576.00	Other Miscellaneous Tax Revenues	97,051.65	Local Municipal Purpose Taxes .51	3,109,640.21
Human Resources		State Aid Revenues	2,291,965.94	Veteran & Senior Citizen Taxes	111,000.00
Elections	3,396.90	Federal Aid Revenues	16,381,771.29	Total Taxes for Rate Computation 2.12	13,034,250.43
General Administration (other)	407,278.03	State and Local Fiscal Assistance Act Utilized	16,381,771.29	Special District Taxes	
JUDICIARY		Sale of Acquired Property	522,776.57	Bank Corp. Taxes	14,919.10
Municipal Courts	56,698.00	Other Miscellaneous Revenues	722,467.80	Added and Omitted Taxes	87,850.73
PUBLIC SAFETY		Total	16,381,771.29	Total Taxes Levied - ABSTRACT	13,026,020.26
Fire Protection	342,273.00	Prior Years Surplus Appropriated	522,776.57	Total Taxes Billed	13,013,330.68
Police Protection	1,205,812.00	REVENUES TOTAL	16,381,771.29	1983 TAXES COLLECTED	12,542,428.09
Civil Defense & Disaster Control	2,420.00	Reserve For Uncollected Taxes	722,467.80	1983 Taxes Cancelled, Abated or Adjusted	266,420.22
Environmental Inspection & Control	51,720.00	CAPITAL OUTLAY TOTAL	272,973.28	Transfer to Tax Title Liens or Foreclosed	3,179.52
Other Public Safety		Public Enterprises	28,877.82	Balance Outstanding Dec. 31, 1983	201,302.85
PUBLIC WORKS		Recreation—Culture	395,725.37	PRIOR YEARS TAXES OUTSTANDING	
Streets and Drainage	98,600.00	Public Works	24,775.72	Balance January 1, 1983	318,974.74
Sewers and Sewage Processing	269,272.00	Buildings and Grounds	115.61	Collected in 1983	311,747.28
Garbage and Trash Disposal	416,485.22	Library and Education		Cancelled, Abated or Adjusted 1983	1,012.89
Public Buildings and Grounds	111,937.00	Conservation		Transfers to Tax Title Liens or Foreclosed	
Other Public Works	718,561.00	All Other		Balance December 31, 1983	6,214.57
HEALTH and WELFARE		CAPITAL DEBT AUTHORIZED, DECEMBER 31, 1983		TAX TITLE LIENS OUTSTANDING	
Health Services Except Environmental	403,567.63	ISSUED AND UNISSUED		Balance January 1, 1983	20,949.67
Welfare-Public Assistance	18,025.00	School	1,322,000	Transfer From Taxes	3,179.52
Hospitals, Clinics, First Aid		Self-liquidating	2,372,624	Redeemed in 1983	17,604.30
Animal, Insect, & Rodent Control	3,500.00	Other	6,001,279	Cancelled, Abated or Adjusted (1983)	
Other Welfare Services	2,150.00	Total	9,695,904	Transfers to Foreclosed Property	
RECREATION and CONSERVATION		ISSUED AND OUTSTANDING		Balance December 31, 1983	6,524.89
Beaches and Boardwalks		School	1,322,000.00	PROPERTY ACQUIRED BY DEED OR	
Parks, Playgrounds, Shade Trees		Self-Liquidating	1,925,000.00	FORECLOSURE	
Land Reclamation & Conservation	500.00	Other	4,851,610.58	Balance January 1, 1983	68,650.00
Other Recreational Services	82,647.00	Total	8,096,610.58	Transfers From Taxes or Liens	
EDUCATION (excluding schools)		EQUALIZED VALUATION BASIS		Sale for Cash (1983)	
Libraries	417,546.00	FOR NET DEBT COMPUTATION	511,301,154	Cancelled, Abated or Adjusted (1983)	
Other Educational Services	13,300.00	REAL PROPERTY VALUATIONS		Balance December 31, 1983	68,650.00
STATUTORY EXPENDITURES		Code Class # of Parcels % VAL'N		CURRENT FINANCES DECEMBER 31, 1983	
Pensions & F. I. C. A.	363,681.30	1 Vacant Land 391 4.76	7,868,754.00	ASSETS	
Employee Fringe Benefits	147,371.42	2 Residential 3796 73.87	122,176,610.00	Cash Dec. 31, 1983	1,742,597.56
Other Statutory Expenditures		3 Farm 2 .01	21,000.00	Taxes Receivable	207,517.42
CETA And Other Public Employment Programs	5,446,311.50	4a Commercial 172 17.97	29,713,565.00	Tax Title Liens	6,524.89
MUNICIPAL FUNCTIONS		4b Industrial 3 .09	148,100.00	Foreclosed Property	68,650.00
CAPITAL IMPROVEMENTS *MEMO*	71,300.00	4c Apartments 18 3.30	5,456,000.00	Emergencies & Other Deferred Charges	152,000.00
DEBT SERVICE		Total 4382	165,384,629.00	State and Federal Aid Receivable	
Principal Payments	385,000.00	Land Area 4.20 Sq. Miles		Other Receivables	136,098.08
Interest Payments	319,883.26	Net Valuation Taxable-Municipal	175,617,934	Total	2,313,387.95
DEFERRED CHARGES		Net Valuation Taxable-County	623,484,903	LIABILITIES, RESERVES, AND SURPLUS	
SCHOOL, COUNTY, SPECIAL DISTRICT TAXES	9,813,610.22	State Equalized Valuation	585,376,540	Cash Liabilities	1,362,246.62
RESERVE FOR UNCOLLECTED TAXES	522,776.57	State Equalization Ratio	28.76	Reserves for Receivables	418,790.39
EXPENDITURES TOTAL	16,646,501.66			Surplus Dec. 31, 1983	532,350.94
				Total	2,313,387.95

General Tax Rate Per \$100.	4.38
State Equalized Tax Rate	3.11

MAGNOLIA BOROUGH – CAMDEN COUNTY
Form of Government:
 Borough Council
Number of Members on Governing Body – 6

PER CAPITA:		PER CENT:	
Gross Debt	285.88	Gross Debt	1.99
Net Debt	244.08	Net Debt	1.70
Debt Service	34.72	Tax Levy Collected	96.07
Total Tax Levy	478.24	Tax Levy Cancelled, Abated	
Municipal Expenditures	224.50	or Adjusted	.01

EXPENDITURES		REVENUES-REALIZED		1983 PROPERTY TAX	
GENERAL GOVERNMENT				STATE EQUALIZED TAX RATE $\frac{.93}{.56}$	
Governing Body & Public Boards	5,500.00	1983 Property Taxes Collected	2,225,631.45	Local District School Taxes	.93 687,501.00
Municipal Clerk	14,598.00	1983 Payments in Lieu of Taxes		Regional & Consolidated School Tax	.56 412,490.28
Financial Administration	24,342.00	Delinquent Tax & Lien Collections	103,841.16	School Taxes in Municipal Budget	
Assessment of Taxes	9,181.00	Business Personalty Replacement Taxes	34,775.56	County Taxes	1.05 * 783,221.28
Collection of Taxes	23,824.00	Taxes from Public Utilities	309,632.00	County Library Taxes	.02 17,821.25
Planning, Housing & Development	3,120.00	Other Miscellaneous Tax Revenues		Local Municipal Purpose Taxes	.55 410,300.00
Human Resources		State Aid Revenues	79,289.43	Veteran & Senior Citizen Taxes	* 64,000.00
Elections	3,695.00	Federal Aid Revenues		Total Taxes for Rate Computation	3.11 2,375,333.81
General Administration (other)	65,930.00	State and Local Fiscal Assistance Act Utilized	22,744.00	Special District Taxes	
JUDICIARY		Sale of Acquired Property	2,875.00	Bank Corp. Taxes	944.32
Municipal Courts	12,249.00	Other Miscellaneous Revenues	113,899.93	Added and Omitted Taxes	3,845.08
PUBLIC SAFETY		Total	2,892,688.53	Total Taxes Levied - ABSTRACT	2,316,123.21
Fire Protection	35,116.00	Prior Years Surplus Appropriated	180,000.00	Total Taxes Billed	2,316,735.16
Police Protection	205,167.00	REVENUES TOTAL	3,072,688.53	1983 TAXES COLLECTED	2,225,631.45
Civil Defense & Disaster Control	125.00	Reserve For Uncollected Taxes	135,131.20	1983 Taxes Cancelled, Abated or Adjusted	188.38
Environmental Inspection & Control	8,426.00	CAPITAL OUTLAY TOTAL	179,714.26	Transfer to Tax Title Liens or Foreclosed	19,565.57
Other Public Safety				Balance Outstanding Dec. 31, 1983	71,349.76
PUBLIC WORKS				PRIOR YEARS TAXES OUTSTANDING	
Streets and Drainage	155,866.96	Public Enterprises		Balance January 1, 1983	98,439.39
Sewers and Sewage Processing		Recreation—Culture		Collected in 1983	97,039.35
Garbage and Trash Disposal	87,352.00	Public Works	1,350.00	Cancelled, Abated or Adjusted 1983	800.00
Public Buildings and Grounds	22,100.00	Buildings and Grounds	178,364.26	Transfers to Tax Title Liens or Foreclosed	585.49
Other Public Works		Library and Education		Balance December 31, 1983	14.55
HEALTH and WELFARE		Conservation		TAX TITLE LIENS OUTSTANDING	
Health Services Except Environmental	3,280.00	All Other		Balance January 1, 1983	48,413.51
Welfare-Public Assistance	7,305.00	CAPITAL DEBT AUTHORIZED, DECEMBER 31, 1983		Transfer From Taxes	20,215.78
Hospitals, Clinics, First Aid		ISSUED AND UNISSUED		Redeemed in 1983	6,801.81
Animal, Insect, & Rodent Control	2,340.00	SCHOOL GROSS DEBT	201,129	Cancelled, Abated or Adjusted (1983)	
Other Welfare Services		School Self-liquidating	1,183,393	Transfers to Foreclosed Property	
RECREATION and CONSERVATION		Other	1,384,522	Balance December 31, 1983	61,827.48
Beaches and Boardwalks		Total		PROPERTY ACQUIRED BY DEED OR	
Parks, Playgrounds, Shade Trees	7,046.04			FORECLOSURE	
Land Reclamation & Conservation		ISSUED AND OUTSTANDING		Balance January 1, 1983	24,625.00
Other Recreational Services		School	156,052.69	Transfers From Taxes or Liens	
EDUCATION (excluding schools)		Self-Liquidating		Sale for Cash (1983)	2,875.00
Libraries	1,800.00	Other	803,396.80	Cancelled, Abated or Adjusted (1983)	
Other Educational Services		Total	959,449.49	Balance December 31, 1983	21,750.00
STATUTORY EXPENDITURES		EQUALIZED VALUATION BASIS		CURRENT FINANCES DECEMBER 31, 1983	
Pensions & F. I. C. A.	42,914.00	FOR NET DEBT COMPUTATION	69,632,040	ASSETS	
Employee Fringe Benefits	30,714.00	REAL PROPERTY VALUATIONS		Cash Dec. 31, 1983	806,566.39
Other Statutory Expenditures	5,400.00	Code Class # of Parcels % VAL'N	ASSESSED VALUATION	Taxes Receivable	71,364.31
CETA And Other Public Employment Programs		1 Vacant Land 247 3.30	1,729,998.00	Tax Title Liens	61,827.48
MUNICIPAL FUNCTIONS TOTAL	777,391.00	2 Residential 1381 76.77	40,210,850.00	Foreclosed Property	21,750.00
CAPITAL IMPROVEMENTS *MEMO*	12,500.00	3 Farm		Emergencies & Other Deferred Charges	
DEBT SERVICE		4a Commercial 75 9.00	4,716,500.00	State and Federal Aid Receivable	
Principal Payments	104,130.38	4b Industrial 5 7.15	3,746,382.00	Other Receivables	5,375.24
Interest Payments	64,009.83	4c Apartments 4 3.78	1,977,500.00	Total	966,883.42
		Total 1712	52,381,230.00	LIABILITIES, RESERVES, AND SURPLUS	
DEFERRED CHARGES	6,607.42	Land Area .98 Sq. Miles		Cash Liabilities	418,477.38
SCHOOL, COUNTY, SPECIAL DISTRICT TAXES	1,901,033.81	Net Valuation Taxable-Municipal	52,793,634	Reserves for Receivables	160,317.03
RESERVE FOR UNCOLLECTED TAXES	135,131.20	Net Valuation Taxable-County	69,120,139	Surplus Dec. 31, 1983	388,089.01
EXPENDITURES TOTAL	2,988,303.64	State Equalized Valuation	74,126,491	Total	966,883.42
		State Equalization Ratio	71.06		

0233
Population 1980 12,127
Population 1983 12,870
S & P Rating
Moody Rating AAA

General Tax Rate Per \$100.
3.32
State Equalized Tax Rate
1.89

MAHWAH TOWNSHIP – BERGEN COUNTY
Form of Government:
Mayor–Council Plan B (OMCL 50)
Number of Members on Governing Body – 5

PER CAPITA:
Gross Debt 1,968.27
Net Debt 217.30
Debt Service 40.23
Total Tax Levy 976.93
Municipal Expenditures 456.52
PER CENT:
Gross Debt 4.22
Net Debt .47
Tax Levy Collected 95.63
Tax Levy Cancelled, Abated or Adjusted .14

EXPENDITURES		REVENUES-REALIZED		1983 PROPERTY TAX	
GENERAL GOVERNMENT				STATE EQUALIZED TAX RATE →	
Governing Body & Public Boards		1983 Property Taxes Collected	12,013,374.83	Local District School Taxes 1.23	8,020,314.00
Municipal Clerk		1983 Payments in Lieu of Taxes		Regional & Consolidated School Tax	
Financial Administration	59,152.89	Delinquent Tax & Lien Collections	509,965.67	School Taxes in Municipal Budget	
Assessment of Taxes	43,159.14	Business Personalty Replacement Taxes	416,432.76	County Taxes .36	2,366,461.67
Collection of Taxes	52,164.00	Taxes from Public Utilities	1,631,626.00	County Library Taxes	
Planning, Housing & Development	113,110.56	Other Miscellaneous Tax Revenues		Local Municipal Purpose Taxes .30	1,919,555.08
Human Resources	5,250.00	State Aid Revenues	140,419.56	Veteran & Senior Citizen Taxes	81,900.00
Elections		Federal Aid Revenues		Total Taxes for Rate Computation 1.89	12,388,230.75
General Administration (other)	633,287.08	State and Local Fiscal Assistance Act Utilized	64,012.49	Special District Taxes	
JUDICIARY		Sale of Acquired Property		Bank Corp. Taxes	10,166.27
Municipal Courts	48,303.15	Other Miscellaneous Revenues	690,555.43	Added and Omitted Taxes	256,614.13
PUBLIC SAFETY		Total	15,466,386.74	Total Taxes Levied - ABSTRACT	12,573,111.15
Fire Protection	114,184.86	Prior Years Surplus Appropriated	790,063.00	Total Taxes Billed	12,562,944.88
Police Protection	1,419,738.69	REVENUES TOTAL	16,256,449.74	1983 TAXES COLLECTED	12,013,374.83
Civil Defense & Disaster Control	6,139.92	Reserve For Uncollected Taxes	616,993.45	1983 Taxes Cancelled, Abated or Adjusted	17,528.74
Environmental Inspection & Control	52,045.16	CAPITAL OUTLAY TOTAL	496,836.33	Transfer to Tax Title Liens or Foreclosed	
Other Public Safety		Public Enterprises	147,982.07	Balance Outstanding Dec. 31, 1983	532,041.31
PUBLIC WORKS		Recreation—Culture		PRIOR YEARS TAXES OUTSTANDING	
Streets and Drainage	583,507.00	Public Works	324,666.46	Balance January 1, 1983	511,015.74
Sewers and Sewage Processing		Buildings and Grounds	24,187.80	Collected in 1983	469,580.35
Garbage and Trash Disposal	567,891.15	Library and Education		Cancelled, Abated or Adjusted 1983	10,588.30
Public Buildings and Grounds	65,818.54	Conservation		Transfers to Tax Title Liens or Foreclosed	39.08
Other Public Works	97,000.00	All Other		Balance December 31, 1983	30,808.01
HEALTH and WELFARE		CAPITAL DEBT AUTHORIZED, DECEMBER 31, 1983		TAX TITLE LIENS OUTSTANDING	
Health Services Except Environmental	102,640.92	ISSUED AND UNISSUED		Balance January 1, 1983	111,233.83
Welfare-Public Assistance	33,019.84	School	13,339,000	Transfer From Taxes	39.08
Hospitals, Clinics, First Aid		Self-liquidating	6,619,000	Redeemed in 1983	40,385.32
Animal, Insect, & Rodent Control		Other	5,373,640	Cancelled, Abated or Adjusted (1983)	
Other Welfare Services		Total	25,331,640	Transfers to Foreclosed Property	
RECREATION and CONSERVATION		ISSUED AND OUTSTANDING		Balance December 31, 1983	70,887.59
Beaches and Boardwalks		School	13,339,000.00	PROPERTY ACQUIRED BY DEED OR	
Parks, Playgrounds, Shade Trees	46,003.71	Self-Liquidating	6,150,000.00	FORECLOSURE	
Land Reclamation & Conservation	2,849.87	Other	2,796,640.00	Balance January 1, 1983	170,500.00
Other Recreational Services	900.00	Total	22,285,640.00	Transfers From Taxes or Liens	
EDUCATION (excluding schools)		EQUALIZED VALUATION BASIS		Sale for Cash (1983)	
Libraries		FOR NET DEBT COMPUTATION	600,030,371	Cancelled, Abated or Adjusted (1983)	
Other Educational Services	167,304.95	REAL PROPERTY VALUATIONS		Balance December 31, 1983	170,500.00
STATUTORY EXPENDITURES		Code Class # of Parcels % VAL'N		CURRENT FINANCES DECEMBER 31, 1983	
Pensions & F. I. C. A.	306,940.70	1 Vacant Land 1226 7.23		ASSETS	
Employee Fringe Benefits		2 Residential 3259 54.33		Cash Dec. 31, 1983	1,579,610.24
Other Statutory Expenditures	17,600.00	3 Farm 67 .76		Taxes Receivable	562,849.32
CETA And Other Public Employment Programs		4a Commercial 131 8.71		Tax Title Liens	70,887.59
MUNICIPAL FUNCTIONS TOTAL	4,738,012.13	4b Industrial 60 27.14		Foreclosed Property	170,500.00
CAPITAL IMPROVEMENTS *MEMO*		4c Apartments 6 1.83		Emergencies & Other Deferred Charges	
DEBT SERVICE		Total 4749		State and Federal Aid Receivable	12,681.53
Principal Payments	250,750.00	Land Area 25.70 Sq. Miles		Other Receivables	9,425.56
Interest Payments	266,990.18	Net Valuation Taxable-Municipal	370,963,671	Total	2,405,954.24
DEFERRED CHARGES	2,603.25	Net Valuation Taxable-County	643,361,686	LIABILITIES, RESERVES, AND SURPLUS	
SCHOOL, COUNTY, SPECIAL DISTRICT TAXES	10,386,775.67	State Equalized Valuation	644,237,004	Cash Liabilities	444,374.90
RESERVE FOR UNCOLLECTED TAXES	616,993.45	State Equalization Ratio	57.07	Reserves for Receivables	813,662.47
EXPENDITURES TOTAL	16,262,124.68			Surplus Dec. 31, 1983	1,147,916.87
				Total	2,405,954.24

1326

Population 1980 18,914
 Population 1983 20,252
 S & P Rating
 Moody Rating AAA

General Tax Rate Per \$100. 2.40
 State Equalized Tax Rate 2.51

MANALAPAN TOWNSHIP – MONMOUTH CO.
Form of Government:
Township Committee
Number of Members on Governing Body – 5

PER CAPITA:
 Gross Debt 912.52
 Net Debt 511.75
 Debt Service 48.56
 Total Tax Levy 732.95
 Municipal Expenditures 279.46

PER CENT:
 Gross Debt 3.57
 Net Debt 2.00
 Tax Levy Collected 96.14
 Tax Levy Cancelled, Abated or Adjusted .47

EXPENDITURES		REVENUES-REALIZED		1983 PROPERTY TAX	
GENERAL GOVERNMENT				STATE EQUALIZED TAX RATE →	
Governing Body & Public Boards	86,884.00	1983 Property Taxes Collected	14,244,749.55	Local District School Taxes	
Municipal Clerk	33,472.00	1983 Payments in Lieu of Taxes		Regional & Consolidated School Tax	1.68
Financial Administration	110,139.00	Delinquent Tax & Lien Collections	637,137.85	School Taxes in Municipal Budget	
Assessment of Taxes	58,774.00	Business Personalty Replacement Taxes	110,137.20	County Taxes	.51
Collection of Taxes	46,665.00	Taxes from Public Utilities	1,687,609.00	County Library Taxes	.02
Planning, Housing & Development	133,147.00	Other Miscellaneous Tax Revenues		Local Municipal Purpose Taxes	.30
Human Resources	1,500.00	State Aid Revenues	114,354.62	Veteran & Senior Citizen Taxes	
Elections	6,500.00	Federal Aid Revenues	14,352.00	Total Taxes for Rate Computation	2.51
General Administration (other)	452,467.00	State and Local Fiscal Assistance Act Utilized	110,807.00	Special District Taxes	
JUDICIARY		Sale of Acquired Property		Bank Corp. Taxes	
Municipal Courts	54,519.00	Other Miscellaneous Revenues	1,217,480.79	Added and Omitted Taxes	
PUBLIC SAFETY		Total	18,136,628.01	Total Taxes Levied - ABSTRACT	
Fire Protection	4,550.00	Prior Years Surplus Appropriated	900,000.00	Total Taxes Billed	
Police Protection	1,129,412.00	REVENUES TOTAL	19,036,628.01	1983 TAXES COLLECTED	
Civil Defense & Disaster Control		Reserve For Uncollected Taxes	856,403.91	1983 Taxes Cancelled, Abated or Adjusted	
Environmental Inspection & Control	181,868.00	CAPITAL OUTLAY TOTAL		Transfer to Tax Title Liens or Foreclosed	
Other Public Safety			4,495,700.41	Balance Outstanding Dec. 31, 1983	
PUBLIC WORKS		Public Enterprises		PRIOR YEARS TAXES OUTSTANDING	
Streets and Drainage	520,970.00	Recreation—Culture	3,653,351.37	Balance January 1, 1983	
Sewers and Sewage Processing		Public Works	305,639.77	Collected in 1983	
Garbage and Trash Disposal	8,000.00	Buildings and Grounds	536,709.27	Cancelled, Abated or Adjusted 1983	
Public Buildings and Grounds	56,092.00	Library and Education		Transfers to Tax Title Liens or Foreclosed	
Other Public Works		Conservation		Balance December 31, 1983	
HEALTH and WELFARE		All Other		TAX TITLE LIENS OUTSTANDING	
Health Services Except Environmental	136,633.00	CAPITAL DEBT AUTHORIZED, DECEMBER 31, 1983		Balance January 1, 1983	
Welfare-Public Assistance	30,431.00	ISSUED AND UNISSUED		Transfer From Taxes	
Hospitals, Clinics, First Aid	15,000.00	School	6,110,590	Redeemed in 1983	
Animal, Insect, & Rodent Control	23,838.00	Self-liquidating		Cancelled, Abated or Adjusted (1983)	
Other Welfare Services		Other	12,369,715	Transfers to Foreclosed Property	
RECREATION and CONSERVATION		Total	18,480,306	Balance December 31, 1983	
Beaches and Boardwalks	23,375.00	ISSUED AND OUTSTANDING		PROPERTY ACQUIRED BY DEED OR	
Parks, Playgrounds, Shade Trees	730.00	School	6,287,789.66	FORECLOSURE	
Land Reclamation & Conservation		Self-liquidating		Balance January 1, 1983	
Other Recreational Services	177,157.00	Other	10,445,000.00	Transfers From Taxes or Liens	
EDUCATION (excluding schools)		Total	16,732,789.66	Sale for Cash (1983)	
Libraries	18,500.00	EQUALIZED VALUATION BASIS		Cancelled, Abated or Adjusted (1983)	
Other Educational Services	8,250.00	FOR NET DEBT COMPUTATION		Balance December 31, 1983	
STATUTORY EXPENDITURES		REAL PROPERTY VALUATIONS		CURRENT FINANCES DECEMBER 31, 1983	
Pensions & F. I. C. A.	286,459.92	Code	Class	# of Parcels	% VAL'N
Employee Fringe Benefits	160,000.00	1	Vacant Land	1387	5.80
Other Statutory Expenditures	15,000.00	2	Residential	6206	84.15
CETA And Other Public Employment Programs		3	Farm	460	2.41
MUNICIPAL FUNCTIONS		4a	Commercial	129	6.92
CAPITAL IMPROVEMENTS	200,000.00	4b	Industrial	8	.72
DEBT SERVICE		4c	Apartment		
Principal Payments	315,000.00	Total	8190		
Interest Payments	668,503.10	ASSESSED VALUATION		Cash Dec. 31, 1983	
DEFERRED CHARGES		Land Area	30.85	Sq. Miles	
SCHOOL, COUNTY, SPECIAL DISTRICT TAXES	12,864,983.45	Net Valuation Taxable-Municipal	595,720,443		
RESERVE FOR UNCOLLECTED TAXES	856,403.91	Net Valuation Taxable-County	540,723,256		
EXPENDITURES TOTAL	18,524,667.02	State Equalized Valuation	569,492,743		
		State Equalization Ratio	104.64		

1327
Population 1980 5,354
Population 1983 5,280
S & P Rating
Moody Rating

General Tax Rate Per \$100. 1.67
State Equalized Tax Rate 1.79

MANASQUAN BOROUGH – MONMOUTH CO.
Form of Government:
Borough Council
Number of Members on Governing Body – 6

PER CAPITA:
Gross Debt 525.66
Net Debt 183.04
Debt Service 8.76
Total Tax Levy 787.77
Municipal Expenditures 369.40
PER CENT:
Gross Debt 1.33
Net Debt .46
Tax Levy Collected 97.36
Tax Levy Cancelled, Abated or Adjusted .16

EXPENDITURES		REVENUES-REALIZED		1983 PROPERTY TAX	
GENERAL GOVERNMENT				STATE EQUALIZED TAX RATE	
Governing Body & Public Boards		1983 Property Taxes Collected	4,037,260.52	Local District School Taxes .94	2,158,151.00
Municipal Clerk	9,607.00	1983 Payments in Lieu of Taxes		Regional & Consolidated School Tax	
Financial Administration	15,597.46	Delinquent Tax & Lien Collections	151,362.87	School Taxes in Municipal Budget	
Assessment of Taxes	28,685.30	Business Personality Replacement Taxes	44,153.60	County Taxes .52	* 1,191,664.92
Collection of Taxes	11,883.00	Taxes from Public Utilities	322,537.00	County Library Taxes .02	43,844.67
Planning, Housing & Development		Other Miscellaneous Tax Revenues		Local Municipal Purpose Taxes .32	736,689.14
Human Resources	3,450.00	State Aid Revenues	57,083.91	Veteran & Senior Citizen Taxes	83,200.00
Elections	122,155.49	Federal Aid Revenues		Total Taxes for Rate Computation 1.80	4,213,549.73
General Administration (other)		State and Local Fiscal Assistance Act Utilized	44,424.62	Special District Taxes	
JUDICIARY	28,382.02	Sale of Acquired Property		Bank Corp. Taxes	14,779.99
Municipal Courts		Other Miscellaneous Revenues	447,577.39	Added and Omitted Taxes	14,280.35
PUBLIC SAFETY		Total	5,104,399.91	Total Taxes Levied - ABSTRACT	4,159,410.07
Fire Protection	45,305.00	Prior Years Surplus Appropriated	291,900.00	Total Taxes Billed	4,146,933.00
Police Protection	577,745.71	REVENUES TOTAL	5,396,299.91	1983 TAXES COLLECTED	4,037,260.52
Civil Defense & Disaster Control	3,717.00	Reserve For Uncollected Taxes	207,095.95	1983 Taxes Cancelled, Abated or Adjusted	6,537.29
Environmental Inspection & Control	34,960.50	CAPITAL OUTLAY TOTAL	112,506.04	Transfer to Tax Title Liens or Foreclosed	
Other Public Safety				Balance Outstanding Dec. 31, 1983	103,135.19
PUBLIC WORKS	167,412.32	Public Enterprises	13,287.85	PRIOR YEARS TAXES OUTSTANDING	
Streets and Drainage		Recreation—Culture		Balance January 1, 1983	154,918.89
Sewers and Sewage Processing	264,293.01	Public Works	5,043.99	Collected in 1983	151,362.87
Garbage and Trash Disposal	38,954.51	Buildings and Grounds	94,174.20	Cancelled, Abated or Adjusted 1983	100.00
Public Buildings and Grounds	27,864.24	Library and Education		Transfers to Tax Title Liens or Foreclosed	
Other Public Works		Conservation		Balance December 31, 1983	3,456.02
HEALTH and WELFARE	4,100.00	All Other		TAX TITLE LIENS OUTSTANDING	
Health Services Except Environmental	3,149.00	CAPITAL DEBT AUTHORIZED, DECEMBER 31, 1983		Balance January 1, 1983	
Welfare-Public Assistance		ISSUED AND UNISSUED		Transfer From Taxes	
Hospitals, Clinics, First Aid	1,800.00	School	1,797,000	Redeemed in 1983	
Animal, Insect, & Rodent Control		Self-liquidating	311,620	Cancelled, Abated or Adjusted (1983)	
Other Welfare Services		Other	666,853	Transfers to Foreclosed Property	
RECREATION and CONSERVATION	21,688.74	Total	2,775,473	Balance December 31, 1983	
Beaches and Boardwalks	235.00	ISSUED AND OUTSTANDING		PROPERTY ACQUIRED BY DEED OR FORECLOSURE	
Parks, Playgrounds, Shade Trees	7,690.00	School	1,797,000.00	Balance January 1, 1983	48,440.00
Land Reclamation & Conservation		Self-Liquidating		Transfers From Taxes or Liens	
Other Recreational Services		Other	242,500.00	Sale for Cash (1983)	
EDUCATION (excluding schools)	28,200.00	Total	2,039,500.00	Cancelled, Abated or Adjusted (1983)	
Libraries		EQUALIZED VALUATION BASIS		Balance December 31, 1983	48,440.00
Other Educational Services		FOR NET DEBT COMPUTATION	208,700,560	CURRENT FINANCES DECEMBER 31, 1983	
STATUTORY EXPENDITURES	126,376.90	REAL PROPERTY VALUATIONS		ASSETS	
Pensions & F. I. C. A.	50,549.38	Code Class # of Parcels % VAL'N		Cash Dec. 31, 1983	1,323,706.51
Employee Fringe Benefits	9,000.00	1 Vacant Land 312 5.22		Taxes Receivable	106,591.21
Other Statutory Expenditures		2 Residential 2508 80.40		Tax Title Liens	
CETA And Other Public Employment Programs	1,632,801.58	3 Farm		Foreclosed Property	48,440.00
MUNICIPAL FUNCTIONS		4a Commercial 158 13.16		Emergencies & Other Deferred Charges	58,601.43
CAPITAL IMPROVEMENTS	*MEMO*	4b Industrial 9 .61		State and Federal Aid Receivable	
DEBT SERVICE		4c Apartments 4 .60		Other Receivables	214,039.51
Principal Payments	30,000.00	Total 2991		Total	1,751,378.66
Interest Payments	16,230.56	Land Area 1.40 Sq. Miles		LIABILITIES, RESERVES, AND SURPLUS	
DEFERRED CHARGES	64,300.00	Net Valuation Taxable-Municipal	246,673,391	Cash Liabilities	976,351.41
SCHOOL, COUNTY, SPECIAL DISTRICT TAXES	3,393,660.59	Net Valuation Taxable-County	213,771,990	Reserves for Receivables	357,882.89
RESERVE FOR UNCOLLECTED TAXES	207,095.95	State Equalized Valuation	230,093,666	Surplus Dec. 31, 1983	417,144.36
EXPENDITURES	5,344,088.66	State Equalization Ratio	107.25	Total	1,751,378.66

*Includes County Health Service Taxes or County Vocational School Taxes. See Table 13.

1518
Population 1980 27,987
Population 1983 30,813
S & P Rating AAA
Moody Rating AAA

General Tax Rate Per \$100. 2.85
State Equalized Tax Rate 1.86

MANCHESTER TOWNSHIP - OCEAN CO.
Form of Government:
Township Committee
Number of Members on Governing Body - 5

PER CAPITA:
Gross Debt 590.11
Net Debt 248.24
Debt Service 28.70
Total Tax Levy 463.02
Municipal Expenditures 220.16
PER CENT:
Gross Debt 2.71
Net Debt 1.14
Tax Levy Collected 96.87
Tax Levy Cancelled, Abated or Adjusted .17

EXPENDITURES		REVENUES-REALIZED		1983 PROPERTY TAX	
GENERAL GOVERNMENT				STATE EQUALIZED TAX RATE .93	
Governing Body & Public Boards		1983 Property Taxes Collected	13,781,636.05	Local District School Taxes	6,965,060.25
Municipal Clerk		1983 Payments in Lieu of Taxes		Regional & Consolidated School Tax	
Financial Administration	131,425.18	Delinquent Tax & Lien Collections	519,316.90	School Taxes in Municipal Budget	
Assessment of Taxes	94,169.25	Business Personalty Replacement Taxes	39,118.48	County Taxes	* 3,294,754.58
Collection of Taxes	138,484.53	Taxes from Public Utilities	1,393,136.00	County Library Taxes	211,696.81
Planning, Housing & Development	209,711.59	Other Miscellaneous Tax Revenues		Local Municipal Purpose Taxes	3,476,100.00
Human Resources		State Aid Revenues	161,235.98	Veteran & Senior Citizen Taxes	399,150.00
Elections		Federal Aid Revenues		Total Taxes for Rate Computation	14,346,761.64
General Administration (other)	780,076.88	State and Local Fiscal Assistance Act Utilized	250,620.81	Special District Taxes	
JUDICIARY		Sale of Acquired Property	33,964.80	Bank Corp. Taxes	39,663.23
Municipal Courts	114,406.40	Other Miscellaneous Revenues	757,014.25	Added and Omitted Taxes	279,812.95
PUBLIC SAFETY		Total	16,936,043.27	Total Taxes Levied - ABSTRACT	14,267,087.82
Fire Protection	82,015.00	Prior Years Surplus Appropriated	450,000.00	Total Taxes Billed	14,227,424.59
Police Protection	1,641,278.25	REVENUES TOTAL	17,386,043.27	1983 TAXES COLLECTED	13,781,636.05
Civil Defense & Disaster Control	1,050.94	Reserve For Uncollected Taxes	616,841.06	1983 Taxes Cancelled, Abated or Adjusted	24,097.26
Environmental Inspection & Control	173,091.93	CAPITAL OUTLAY TOTAL	1,236,285.59	Transfer to Tax Title Liens or Foreclosed	
Other Public Safety				Balance Outstanding Dec. 31, 1983	421,691.28
PUBLIC WORKS				PRIOR YEARS TAXES OUTSTANDING	
Streets and Drainage	614,156.24	Public Enterprises		Balance January 1, 1983	572,093.57
Sewers and Sewage Processing		Recreation—Culture	786,817.49	Collected in 1983	458,512.75
Garbage and Trash Disposal	56,634.79	Public Works	237,651.66	Cancelled, Abated or Adjusted 1983	61,604.27
Public Buildings and Grounds	109,862.49	Buildings and Grounds	211,816.44	Transfers to Tax Title Liens or Foreclosed	
Other Public Works	112,234.69	Library and Education		Balance December 31, 1983	51,976.55
HEALTH and WELFARE		Conservation		TAX TITLE LIENS OUTSTANDING	
Health Services Except Environmental	95,858.20	All Other		Balance January 1, 1983	150,923.78
Welfare-Public Assistance	8,800.01	CAPITAL DEBT AUTHORIZED, DECEMBER 31, 1983		Transfer From Taxes	
Hospitals, Clinics, First Aid	1,000.00	ISSUED AND UNISSUED GROSS DEBT		Redeemed in 1983	60,804.15
Animal, Insect, & Rodent Control	30,125.92	School	10,534,000	Cancelled, Abated or Adjusted (1983)	
Other Welfare Services		Self-liquidating	7,649,050	Transfers to Foreclosed Property	
RECREATION and CONSERVATION		Other	18,183,050	Balance December 31, 1983	90,119.63
Beaches and Boardwalks		Total		PROPERTY ACQUIRED BY DEED OR	
Parks, Playgrounds, Shade Trees	33,596.09	ISSUED AND OUTSTANDING		FORECLOSURE	
Land Reclamation & Conservation	1,483.50	School	10,534,000.00	Balance January 1, 1983	48,805.81
Other Recreational Services		Self-Liquidating	7,649,050.00	Transfers From Taxes or Liens	
EDUCATION (excluding schools)		Other	18,183,050.00	Sale for Cash (1983)	33,964.80
Libraries		Total		Cancelled, Abated or Adjusted (1983)	
Other Educational Services	7,592.68	EQUALIZED VALUATION BASIS		Balance December 31, 1983	14,841.01
STATUTORY EXPENDITURES		FOR NET DEBT COMPUTATION	671,581,972	CURRENT FINANCES DECEMBER 31, 1983	
Pensions & F. I. C. A.	459,027.53	REAL PROPERTY VALUATIONS		ASSETS	
Employee Fringe Benefits	172,761.18	Code Class # of Parcels % VAL'N		Cash Dec. 31, 1983	1,530,931.70
Other Statutory Expenditures		1 Vacant Land 8649 7.66		Taxes Receivable	473,667.83
CETA And Other Public Employment Programs		2 Residential 7673 53.74		Tax Title Liens	90,119.63
MUNICIPAL FUNCTIONS TOTAL	5,068,843.27	3 Farm 41 .09		Foreclosed Property	14,841.01
CAPITAL IMPROVEMENTS *MEMO*	75,000.00	4a Commercial 131 4.05		Emergencies & Other Deferred Charges	127,931.34
DEBT SERVICE		4b Industrial 9 1.99		State and Federal Aid Receivable	51,667.79
Principal Payments	215,950.00	4c Apartments 22 32.47		Other Receivables	297,543.99
Interest Payments	668,295.43	Total 16525		Total	2,586,703.29
DEFERRED CHARGES		Land Area 82.50 Sq. Miles		LIABILITIES, RESERVES, AND SURPLUS	
SCHOOL, COUNTY, SPECIAL DISTRICT TAXES	213,982.88	Net Valuation Taxable-Municipal	490,221,764	Cash Liabilities	422,847.32
RESERVE FOR UNCOLLECTED TAXES	10,471,511.64	Net Valuation Taxable-County	712,754,208	Reserves for Receivables	875,408.67
EXPENDITURES TOTAL	17,255,424.28	State Equalized Valuation	746,009,034	Surplus Dec. 31, 1983	1,288,447.30
		State Equalization Ratio	65.41	Total	2,586,703.29

1705
Population 1980 1,740
Population 1983 1,741
S & P Rating
Moody Rating

General Tax Rate Per \$100. 2.30
State Equalized Tax Rate 2.60

MANNINGTON TOWNSHIP – SALEM CO.
Form of Government:
Township Committee
Number of Members on Governing Body – 3

PER CAPITA:
Gross Debt 43.08
Net Debt 43.08
Debt Service
Total Tax Levy 674.38
Municipal Expenditures 317.00
PER CENT:
Gross Debt .17
Net Debt .17
Tax Levy Collected 93.05
Tax Levy Cancelled, Abated or Adjusted 1.40

EXPENDITURES		REVENUES-REALIZED		1983 PROPERTY TAX	
GENERAL GOVERNMENT				STATE EQUALIZED TAX RATE	
Governing Body & Public Boards		1983 Property Taxes Collected	1,097,695.51	Local District School Taxes 1.65	750,867.12
Municipal Clerk		1983 Payments in Lieu of Taxes		Regional & Consolidated School Tax	
Financial Administration	10,990.00	Delinquent Tax & Lien Collections	48,949.43	School Taxes in Municipal Budget	
Assessment of Taxes	10,170.00	Business Personality Replacement Taxes	94,582.72	County Taxes .93	422,287.91
Collection of Taxes	9,370.00	Taxes from Public Utilities	211,628.00	County Library Taxes	
Planning, Housing & Development	3,055.00	Other Miscellaneous Tax Revenues		Local Municipal Purpose Taxes	
Human Resources		State Aid Revenues	12,774.98	Veteran & Senior Citizen Taxes	26,850.00
Elections		Federal Aid Revenues		Total Taxes for Rate Computation 2.58	1,200,005.03
General Administration (other)	57,280.00	State and Local Fiscal Assistance Act Utilized	15,743.00	Special District Taxes	
JUDICIARY		Sale of Acquired Property	27,710.00	Bank Corp. Taxes	397.40
Municipal Courts	11,790.00	Other Miscellaneous Revenues	72,130.26	Added and Omitted Taxes	550.08
PUBLIC SAFETY		Total	1,581,213.90	Total Taxes Levied - ABSTRACT	1,174,102.51
Fire Protection	15,250.00	Prior Years Surplus Appropriated	152,000.00	Total Taxes Billed	1,179,709.83
Police Protection	1,750.00	REVENUES TOTAL	1,733,213.90	1983 TAXES COLLECTED	1,097,695.51
Civil Defense & Disaster Control	2,200.00	Reserve For Uncollected Taxes	115,616.10	1983 Taxes Cancelled, Abated or Adjusted	16,553.48
Environmental Inspection & Control	9,740.00	CAPITAL OUTLAY TOTAL	100,000.00	Transfer to Tax Title Liens or Foreclosed	3,147.00
Other Public Safety				Balance Outstanding Dec. 31, 1983	62,313.84
PUBLIC WORKS				PRIOR YEARS TAXES OUTSTANDING	
Streets and Drainage	219,804.00	Public Enterprises		Balance January 1, 1983	52,374.07
Sewers and Sewage Processing		Recreation-- Culture		Collected in 1983	47,006.82
Garbage and Trash Disposal	24,200.00	Public Works		Cancelled, Abated or Adjusted 1983	462.30
Public Buildings and Grounds	12,350.00	Buildings and Grounds	100,000.00	Transfers to Tax Title Liens or Foreclosed	4,281.07
Other Public Works		Library and Education		Balance December 31, 1983	623.88
HEALTH and WELFARE		Conservation		TAX TITLE LIENS OUTSTANDING	
Health Services Except Environmental	700.00	All Other		Balance January 1, 1983	1,799.86
Welfare-Public Assistance	3,305.00	CAPITAL DEBT AUTHORIZED, DECEMBER 31, 1983		Transfer From Taxes	8,505.53
Hospitals, Clinics, First Aid	1,500.00	ISSUED AND UNISSUED GROSS DEBT NET DEBT		Redeemed in 1983	1,942.61
Animal, Insect, & Rodent Control	4,700.00	School		Cancelled, Abated or Adjusted (1983)	
Other Welfare Services		Self-liquidating	75,000	Transfers to Foreclosed Property	
RECREATION and CONSERVATION		Other	75,000	Balance December 31, 1983	8,362.78
Beaches and Boardwalks		Total	75,000	PROPERTY ACQUIRED BY DEED OR FORECLOSURE	
Parks, Playgrounds, Shade Trees		ISSUED AND OUTSTANDING		Balance January 1, 1983	65,910.00
Land Reclamation & Conservation	100.00	School		Transfers From Taxes or Liens	
Other Recreational Services		Self-Liquidating		Sale for Cash (1983)	27,710.00
EDUCATION (excluding schools)		Other		Cancelled, Abated or Adjusted (1983)	
Libraries		Total		Balance December 31, 1983	38,200.00
Other Educational Services		EQUALIZED VALUATION BASIS		CURRENT FINANCES DECEMBER 31, 1983	
STATUTORY EXPENDITURES		FOR NET DEBT COMPUTATION	43,958,300	ASSETS	
Pensions & F. I. C. A.	15,707.21	REAL PROPERTY VALUATIONS		Cash Dec. 31, 1983	631,731.16
Employee Fringe Benefits		Code Class # of Parcels % VAL'N		Taxes Receivable	62,937.72
Other Statutory Expenditures	2,000.00	1 Vacant Land 278 2.62	1,309,900.00	Tax Title Liens	8,362.78
CETA And Other Public Employment Programs		2 Residential 376 35.82	17,893,900.00	Foreclosed Property	38,200.00
MUNICIPAL FUNCTIONS TOTAL	415,961.21	3 Farm 574 30.55	15,261,800.00	Emergencies & Other Deferred Charges	45.00
CAPITAL IMPROVEMENTS *MEMO*	5,000.00	4a Commercial 28 5.14	2,567,800.00	State and Federal Aid Receivable	430.10
DEBT SERVICE		4b Industrial 3 25.87	12,922,500.00	Other Receivables	19,654.36
Principal Payments		4c Apartments		Total	761,361.12
Interest Payments		Total 1259	49,955,900.00	LIABILITIES, RESERVES, AND SURPLUS	
DEFERRED CHARGES	20,312.79	Land Area 38.10 Sq. Miles		Cash Liabilities	299,150.12
SCHOOL, COUNTY, SPECIAL DISTRICT TAXES	1,173,155.03	Net Valuation Taxable-Municipal	51,267,815	Reserves for Receivables	131,342.83
RESERVE FOR UNCOLLECTED TAXES	115,616.10	Net Valuation Taxable-County	51,329,313	Surplus Dec. 31, 1983	330,868.17
EXPENDITURES TOTAL	1,725,045.13	State Equalized Valuation	45,590,870	Total	761,361.12
		State Equalization Ratio	112.83		

0318
Population 1980 2,523
Population 1983 2,512
S & P Rating
Moody Rating

General Tax Rate Per \$100.
2.24
State Equalized Tax Rate
2.01

MANSFIELD TOWNSHIP – BURLINGTON CO.
Form of Government:
Township Committee
Number of Members on Governing Body – 3

PER CAPITA:
Gross Debt 186.40
Net Debt 159.24
Debt Service 39.31
Total Tax Levy 563.98
per Expenditures 453.49

PER CENT:
Gross Debt .72
Net Debt .61
Tax Levy Collected 94.49
Tax Levy Cancelled, Abated or Adjusted .43

EXPENDITURES		REVENUES-REALIZED		1983 PROPERTY TAX	
GENERAL GOVERNMENT				STATE EQUALIZED TAX RATE \rightarrow .60	
Governing Body & Public Boards		1983 Property Taxes Collected	1,342,588.42	Local District School Taxes	419,318.00
Municipal Clerk		1983 Payments in Lieu of Taxes		Regional & Consolidated School Tax	551,164.16
Financial Administration	18,500.00	Delinquent Tax & Lien Collections	80,115.15	School Taxes in Municipal Budget	
Assessment of Taxes	1,000.00	Business Personalty Replacement Taxes	30,529.44	County Taxes	404,874.41
Collection of Taxes	27,000.00	Taxes from Public Utilities	342,444.65	County Library Taxes	22,667.68
Planning, Housing & Development	102,900.00	Other Miscellaneous Tax Revenues		Local Municipal Purpose Taxes	
Human Resources	200.00	State Aid Revenues	18,336.65	Veteran & Senior Citizen Taxes	27,450.00
Elections	1,100.00	Federal Aid Revenues	13,305.00	Total Taxes for Rate Computation	1,425,474.25
General Administration (other)	156,000.00	State and Local Fiscal Assistance Act Utilized		Special District Taxes	1,890.00
JUDICIARY		Sale of Acquired Property		Bank Corp. Taxes	3,260.96
Municipal Courts	71,750.00	Other Miscellaneous Revenues	394,816.75	Added and Omitted Taxes	13,536.78
PUBLIC SAFETY		Total	2,222,136.06	Total Taxes Levied - ABSTRACT	1,416,711.99
Fire Protection	26,000.00	Prior Years Surplus Appropriated	445,811.00	Total Taxes Billed	1,420,887.66
Police Protection	73,800.00	REVENUES TOTAL	2,667,947.06	1983 TAXES COLLECTED	1,342,588.42
Civil Defense & Disaster Control	860.00	Reserve For Uncollected Taxes	164,000.00	1983 Taxes Cancelled, Abated or Adjusted	6,157.49
Environmental Inspection & Control	23,200.00	CAPITAL OUTLAY TOTAL	49,505.72	Transfer to Tax Title Liens or Foreclosed	7,954.45
Other Public Safety				Balance Outstanding Dec. 31, 1983	64,187.30
PUBLIC WORKS				PRIOR YEARS TAXES OUTSTANDING	
Streets and Drainage	124,500.00	Public Enterprises		Balance January 1, 1983	84,908.70
Sewers and Sewage Processing	6,000.00	Recreation—Culture		Collected in 1983	79,872.89
Garbage and Trash Disposal	70,200.00	Public Works	11,149.00	Cancelled, Abated or Adjusted 1983	.49
Public Buildings and Grounds	31,500.00	Buildings and Grounds	38,356.72	Transfers to Tax Title Liens or Foreclosed	4,520.34
Other Public Works	60,000.00	Library and Education		Balance December 31, 1983	514.98
HEALTH and WELFARE		Conservation		TAX TITLE LIENS OUTSTANDING	
Health Services Except Environmental	1,200.00	All Other		Balance January 1, 1983	8,093.45
Welfare-Public Assistance	4,020.00	CAPITAL DEBT AUTHORIZED, DECEMBER 31, 1983		Transfer From Taxes	13,152.05
Hospitals, Clinics, First Aid		ISSUED AND UNISSUED		Redeemed in 1983	242.26
Animal, Insect, & Rodent Control	1,000.00	School	68,231	Cancelled, Abated or Adjusted (1983)	
Other Welfare Services		Self-liquidating		Transfers to Foreclosed Property	
RECREATION and CONSERVATION		Other	400,000	Balance December 31, 1983	21,003.24
Beaches and Boardwalks		Total	468,231	PROPERTY ACQUIRED BY DEED OR FORECLOSURE	
Parks, Playgrounds, Shade Trees		ISSUED AND OUTSTANDING		Balance January 1, 1983	
Land Reclamation & Conservation		School		Transfers From Taxes or Liens	
Other Recreational Services	16,250.00	Self-Liquidating		Sale for Cash (1983)	
EDUCATION (excluding schools)		Other		Cancelled, Abated or Adjusted (1983)	
Libraries		Total	468,231.76	Balance December 31, 1983	
Other Educational Services	40,000.00	EQUALIZED VALUATION BASIS		CURRENT FINANCES DECEMBER 31, 1983	
STATUTORY EXPENDITURES		FOR NET DEBT COMPUTATION	65,214,789	ASSETS	
Pensions & F. I. C. A.	18,000.00	REAL PROPERTY VALUATIONS		Cash Dec. 31, 1983	895,176.33
Employee Fringe Benefits		Code Class # of Parcels % VAL'N		Taxes Receivable	64,702.28
Other Statutory Expenditures	1,000.50	1 Vacant Land 151 6.80	4,118,200.00	Tax Title Liens	21,003.24
CETA And Other Public Employment Programs		2 Residential 615 53.83	32,591,800.00	Foreclosed Property	
MUNICIPAL FUNCTIONS TOTAL	875,980.50	3 Farm 357 18.37	11,124,530.00	Emergencies & Other Deferred Charges	
CAPITAL IMPROVEMENTS *MEMO*	30,300.00	4a Commercial 65 15.61	9,449,100.00	State and Federal Aid Receivable	
DEBT SERVICE		4b Industrial 3 4.76	2,882,400.00	Other Receivables	493.62
Principal Payments	50,000.00	4c Apartments 6 .63	382,300.00	Total	981,375.47
Interest Payments	48,750.00	Total 1197	60,548,330.00	LIABILITIES, RESERVES, AND SURPLUS	
DEFERRED CHARGES	432.50	Land Area 23.09 Sq. Miles		Cash Liabilities	449,343.07
SCHOOL, COUNTY, SPECIAL DISTRICT TAXES	1,399,914.25	Net Valuation Taxable-Municipal	62,469,585	Reserves for Receivables	86,199.14
RESERVE FOR UNCOLLECTED TAXES	164,000.00	Net Valuation Taxable-County	67,825,157	Surplus Dec. 31, 1983	445,833.26
EXPENDITURES TOTAL	2,539,077.25	State Equalized Valuation	69,324,494	Total	981,375.47
		State Equalization Ratio	89.83		

2116
Population 1980 5,780
Population 1983 5,844
S & P Rating
Moody Rating

General Tax Rate Per \$100. 3.41
State Equalized Tax Rate 2.23

MANSFIELD TOWNSHIP – WARREN CO.
Form of Government:
Township Committee
Number of Members on Governing Body – 5

PER CAPITA:
Gross Debt 230.11
Net Debt
Debt Service
Total Tax Levy 492.03
Municipal Expenditures 299.75
PER CENT:
Gross Debt 1.12
Net Debt
Tax Levy Collected 94.78
Tax Levy Cancelled, Abated or Adjusted

EXPENDITURES		REVENUES-REALIZED		1983 PROPERTY TAX	
GENERAL GOVERNMENT				STATE EQUALIZED TAX RATE	
Governing Body & Public Boards		1983 Property Taxes Collected	2,730,983.39	Local District School Taxes .73	936,572.00
Municipal Clerk		1983 Payments in Lieu of Taxes		Regional & Consolidated School Tax .83	1,071,986.41
Financial Administration	14,668.00	Delinquent Tax & Lien Collections	172,464.23	School Taxes in Municipal Budget	
Assessment of Taxes	18,516.00	Business Personalty Replacement Taxes	48,308.66	County Taxes .57	* 736,892.75
Collection of Taxes	24,975.00	Taxes from Public Utilities	579,879.00	County Library Taxes .03	41,273.76
Planning, Housing & Development	20,355.00	Other Miscellaneous Tax Revenues		Local Municipal Purpose Taxes .06	80,649.10
Human Resources		State Aid Revenues	527,774.63	Veteran & Senior Citizen Taxes	39,550.00
Elections	1,820.00	Federal Aid Revenues		Total Taxes for Rate Computation 2.22	2,906,924.02
General Administration (other)	638,792.00	State and Local Fiscal Assistance Act Utilized	22,357.42	Special District Taxes	
JUDICIARY		Sale of Acquired Property	2,585.00	Bank Corp. Taxes	1,313.21
Municipal Courts	21,418.00	Other Miscellaneous Revenues	285,660.29	Added and Omitted Taxes	6,726.89
PUBLIC SAFETY		Total	4,370,012.64	Total Taxes Levied - ABSTRACT	2,875,414.12
Fire Protection	57,375.00	Prior Years Surplus Appropriated	400,000.00	Total Taxes Billed	2,881,421.88
Police Protection	255,701.00	REVENUES TOTAL	4,770,012.64	1983 TAXES COLLECTED	2,730,983.39
Civil Defense & Disaster Control	200.00	Reserve For Uncollected Taxes	225,491.93	1983 Taxes Cancelled, Abated or Adjusted	99.45
Environmental Inspection & Control	17,100.00	CAPITAL OUTLAY	TOTAL	Transfer to Tax Title Liens or Foreclosed	4,338.20
Other Public Safety			16,358.30	Balance Outstanding Dec. 31, 1983	146,000.84
PUBLIC WORKS				PRIOR YEARS TAXES OUTSTANDING	
Streets and Drainage	258,741.80	Public Enterprises		Balance January 1, 1983	171,457.07
Sewers and Sewage Processing	10,000.00	Recreation—Culture	16,358.30	Collected in 1983	170,563.21
Garbage and Trash Disposal	10,000.00	Public Works		Cancelled, Abated or Adjusted 1983	239.14
Public Buildings and Grounds	24,511.64	Buildings and Grounds		Transfers to Tax Title Liens or Foreclosed	624.01
Other Public Works		Library and Education		Balance December 31, 1983	30.71
HEALTH and WELFARE		Conservation		TAX TITLE LIENS OUTSTANDING	
Health Services Except Environmental	850.00	All Other		Balance January 1, 1983	32,286.05
Welfare-Public Assistance	1,000.00	CAPITAL DEBT AUTHORIZED, DECEMBER 31, 1983		Transfer From Taxes	5,112.71
Hospitals, Clinics, First Aid	3,200.00	ISSUED AND UNISSUED	GROSS DEBT	Redeemed in 1983	1,901.02
Animal, Insect, & Rodent Control	3,500.00	School	1,344,741	Cancelled, Abated or Adjusted (1983)	168.83
Other Welfare Services		Self-liquidating		Transfers to Foreclosed Property	
RECREATION and CONSERVATION		Other		Balance December 31, 1983	35,328.91
Beaches and Boardwalks		Total	1,344,741	PROPERTY ACQUIRED BY DEED OR FORECLOSURE	
Parks, Playgrounds, Shade Trees		ISSUED AND OUTSTANDING		Balance January 1, 1983	283,820.00
Land Reclamation & Conservation	2,980.00	School	1,344,741.72	Transfers From Taxes or Liens	16.61
Other Recreational Services	26,091.00	Self-liquidating		Sale for Cash (1983)	2,585.00
EDUCATION (excluding schools)		Other		Cancelled, Abated or Adjusted (1983)	16.61
Libraries		Total	1,344,741.72	Balance December 31, 1983	281,235.00
Other Educational Services		EQUALIZED VALUATION BASIS		CURRENT FINANCES DECEMBER 31, 1983	
STATUTORY EXPENDITURES		FOR NET DEBT COMPUTATION	119,581,191.	ASSETS	
Pensions & F. I. C. A.	63,039.74	REAL PROPERTY VALUATIONS		Cash Dec. 31, 1983	1,760,260.72
Employee Fringe Benefits	24,500.00	Code Class # of Parcels % VAL'N	ASSESSED VALUATION	Taxes Receivable	146,031.55
Other Statutory Expenditures	2,750.00	1 Vacant Land 784 7.21	6,006,655.00	Tax Title Liens	35,328.91
CETA And Other Public Employment Programs		2 Residential 1218 59.58	49,646,657.00	Foreclosed Property	281,235.00
MUNICIPAL FUNCTIONS		3 Farm 213 6.30	5,253,855.00	Emergencies & Other Deferred Charges	128.16
CAPITAL IMPROVEMENTS	*MEMO*	4a Commercial 38 5.47	4,555,085.00	State and Federal Aid Receivable	2,886.41
DEBT SERVICE		4b Industrial 8 9.01	7,507,645.00	Other Receivables	505,369.23
Principal Payments		4c Apartments 2 12.43	10,359,790.70	Total	2,731,239.98
Interest Payments		Total 2266	83,329,687.00	LIABILITIES, RESERVES, AND SURPLUS	
DEFERRED CHARGES		Land Area 29.65 Sq. Miles		Cash Liabilities	1,574,308.65
SCHOOL, COUNTY, SPECIAL DISTRICT TAXES	24,150.40	Net Valuation Taxable-Municipal	84,301,861	Reserves for Receivables	471,964.69
RESERVE FOR UNCOLLECTED TAXES	2,786,724.92	Net Valuation Taxable-County	118,171,506	Surplus Dec. 31, 1983	684,966.64
EXPENDITURES		State Equalized Valuation	128,595,374	Total	2,731,239.98
TOTAL	4,538,451.43	State Equalization Ratio	65.34		

*Includes County Health Service Taxes or County Vocational School Taxes. See Table 13.

1519
Population 1980 433
Population 1983 462
S & P Rating
Moody Rating

General Tax Rate Per \$100. 1.34
State Equalized Tax Rate .81

MANTOLOKING BOROUGH – OCEAN CO.
Form of Government:
Borough Council
Number of Members on Governing Body – 6

PER CAPITA:
Gross Debt 495.67
Net Debt 495.67
Debt Service 313.37
Total Tax Levy 2,528.11
Municipal Expenditures 1,752.89
PER CENT:
Gross Debt .18
Net Debt .18
Tax Levy Collected 97.68
Tax Levy Cancelled, Abated or Adjusted .55

EXPENDITURES		REVENUES-REALIZED		1983 PROPERTY TAX	
GENERAL GOVERNMENT				STATE EQUALIZED TAX RATE .05	69,444.00
Governing Body & Public Boards	22,242.00	1983 Property Taxes Collected	1,140,943.56	Local District School Taxes	
Municipal Clerk	11,500.00	1983 Payments in Lieu of Taxes	16,288.83	Regional & Consolidated School Tax	
Financial Administration	7,000.00	Delinquent Tax & Lien Collections	1,129.48	School Taxes in Municipal Budget	
Assessment of Taxes	10,300.00	Business Personalty Replacement Taxes	104,182.75	County Taxes	* 607,414.82
Collection of Taxes	7,500.00	Taxes from Public Utilities		County Library Taxes	.03 39,018.53
Planning, Housing & Development		Other Miscellaneous Tax Revenues	4,613.52	Local Municipal Purpose Taxes	.31 440,200.00
Human Resources		State Aid Revenues		Veteran & Senior Citizen Taxes	2,650.00
Elections		Federal Aid Revenues	10,131.14	Total Taxes for Rate Computation	.81 1,158,727.35
General Administration (other)	88,000.00	State and Local Fiscal Assistance Act Utilized		Special District Taxes	
JUDICIARY		Sale of Acquired Property	193,284.27	Bank Corp. Taxes	
Municipal Courts	16,000.00	Other Miscellaneous Revenues	1,470,573.55	Added and Omitted Taxes	11,910.26
PUBLIC SAFETY		Total	1,600,573.55	Total Taxes Levied - ABSTRACT	1,167,987.61
Fire Protection	28,650.00	Prior Years Surplus Appropriated	130,000.00	Total Taxes Billed	1,168,099.34
Police Protection	201,922.00	REVENUES TOTAL	1,600,573.55	1983 TAXES COLLECTED	1,140,943.56
Civil Defense & Disaster Control	1,000.00	Reserve For Uncollected Taxes	25,000.00	1983 Taxes Cancelled, Abated or Adjusted	6,462.90
Environmental Inspection & Control	6,500.00	CAPITAL OUTLAY TOTAL	105,749.41	Transfer to Tax Title Liens or Foreclosed	
Other Public Safety				Balance Outstanding Dec. 31, 1983	20,692.88
PUBLIC WORKS				PRIOR YEARS TAXES OUTSTANDING	
Streets and Drainage	44,646.00	Public Enterprises		Balance January 1, 1983	16,288.83
Sewers and Sewage Processing	68,200.00	Recreation—Culture		Collected in 1983	16,288.83
Garbage and Trash Disposal	65,295.14	Public Works	105,749.41	Cancelled, Abated or Adjusted 1983	
Public Buildings and Grounds	18,100.00	Buildings and Grounds		Transfers to Tax Title Liens or Foreclosed	
Other Public Works		Library and Education		Balance December 31, 1983	
HEALTH and WELFARE		Conservation		TAX TITLE LIENS OUTSTANDING	
Health Services Except Environmental	600.00	All Other		Balance January 1, 1983	
Welfare-Public Assistance	2,000.00	CAPITAL DEBT AUTHORIZED, DECEMBER 31, 1983		Transfer From Taxes	
Hospitals, Clinics, First Aid	200.00	ISSUED AND UNISSUED		Redeemed in 1983	
Animal, Insect, & Rodent Control		School		Cancelled, Abated or Adjusted (1983)	
Other Welfare Services		Self-liquidating		Transfers to Foreclosed Property	
RECREATION and CONSERVATION		Other	229,000	Balance December 31, 1983	
Beaches and Boardwalks		Total	229,000	PROPERTY ACQUIRED BY DEED OR	
Parks, Playgrounds, Shade Trees				FORECLOSURE	
Land Reclamation & Conservation		ISSUED AND OUTSTANDING		Balance January 1, 1983	
Other Recreational Services		School		Transfers From Taxes or Liens	
EDUCATION (excluding schools)		Self-Liquidating		Sale for Cash (1983)	
Libraries		Other	213,000.00	Cancelled, Abated or Adjusted (1983)	
Other Educational Services		Total	213,000.00	Balance December 31, 1983	
STATUTORY EXPENDITURES		EQUALIZED VALUATION BASIS		CURRENT FINANCES DECEMBER 31, 1983	
Pensions & F. I. C. A.	34,400.00	FOR NET DEBT COMPUTATION	124,231,814	ASSETS	
Employee Fringe Benefits	2,000.00	REAL PROPERTY VALUATIONS		Cash Dec. 31, 1983	901,352.52
Other Statutory Expenditures		Code Class # of Parcels % VAL'N		Taxes Receivable	20,692.88
CETA And Other Public Employment Programs	636,055.14	1 Vacant Land 102 5.99	5,149,200.00	Tax Title Liens	
MUNICIPAL FUNCTIONS TOTAL		2 Residential 475 92.77	79,802,100.00	Foreclosed Property	
CAPITAL IMPROVEMENTS *MEMO*		3 Farm		Emergencies & Other Deferred Charges	
DEBT SERVICE		4a Commercial 6 1.25	1,072,300.00	State and Federal Aid Receivable	
Principal Payments	114,000.00	4b Industrial		Other Receivables	914.71
Interest Payments	30,778.14	4c Apartments		Total	922,960.11
DEFERRED CHARGES	4,000.00	Total 583	86,023,600.00	LIABILITIES, RESERVES, AND SURPLUS	
SCHOOL, COUNTY, SPECIAL DISTRICT TAXES	715,877.35	Land Area .44 Sq. Miles	86,282,767	Cash Liabilities	710,840.98
RESERVE FOR UNCOLLECTED TAXES	25,000.00	Net Valuation Taxable-Municipal	131,106,615	Reserves for Receivables	21,607.59
EXPENDITURES TOTAL	1,525,710.63	Net Valuation Taxable-County	143,179,253	Surplus Dec. 31, 1983	190,511.54
		State Equalized Valuation	60.19	Total	922,960.11
		State Equalization Ratio			

General Tax Rate Per \$100. 3.81
State Equalized Tax Rate 2.33

MANTUA TOWNSHIP – GLOUCESTER CO.

Form of Government:
Township Committee

Number of Members on Governing Body – 5

PER CAPITA:		PER CENT:	
Gross Debt	197.98	Gross Debt	1.12
Net Debt	104.45	Net Debt	.59
Debt Service	22.93	Tax Levy Collected	92.74
Total Tax Levy	454.40	Tax Levy Cancelled, Abated	
Municipal Expenditures	212.10	or Adjusted	.32

EXPENDITURES		REVENUES-REALIZED		1983 PROPERTY TAX	
GENERAL GOVERNMENT				STATE EQUALIZED TAX RATE	
Governing Body & Public Boards		1983 Property Taxes Collected	4,000,792.13	Local District School Taxes .60	1,104,460.00
Municipal Clerk		1983 Payments in Lieu of Taxes		Regional & Consolidated School Tax .85	1,578,419.84
Financial Administration	33,850.00	Delinquent Tax & Lien Collections	243,707.80	School Taxes in Municipal Budget	
Assessment of Taxes	7,592.00	Business Personalty Replacement Taxes	60,696.07	County Taxes .58	1,074,126.63
Collection of Taxes	24,700.00	Taxes from Public Utilities	623,670.00	County Library Taxes .02	29,506.83
Planning, Housing & Development	30,660.74	Other Miscellaneous Tax Revenues		Local Municipal Purpose Taxes .27	505,000.00
Human Resources		State Aid Revenues	89,985.76	Veteran & Senior Citizen Taxes	108,100.00
Elections		Federal Aid Revenues		Total Taxes for Rate Computation 2.32	4,399,613.30
General Administration (other)	218,250.00	State and Local Fiscal Assistance Act Utilized	66,519.13	Special District Taxes	
JUDICIARY		Sale of Acquired Property	5,586.00	Bank Corp. Taxes	8,842.08
Municipal Courts	31,800.00	Other Miscellaneous Revenues	248,727.35	Added and Omitted Taxes	14,580.93
PUBLIC SAFETY		Total	5,339,684.24	Total Taxes Levied - ABSTRACT	4,314,936.31
Fire Protection	59,103.24	Prior Years Surplus Appropriated	271,834.26	Total Taxes Billed	4,314,107.91
Police Protection	524,783.17	REVENUES TOTAL	5,611,518.50	1983 TAXES COLLECTED	4,000,792.13
Civil Defense & Disaster Control		Reserve For Uncollected Taxes	291,671.59	1983 Taxes Cancelled, Abated or Adjusted	14,007.02
Environmental Inspection & Control	15,076.00	CAPITAL OUTLAY TOTAL	270,417.57	Transfer to Tax Title Liens or Foreclosed	40,903.93
Other Public Safety				Balance Outstanding Dec. 31, 1983	258,404.83
PUBLIC WORKS				PRIOR YEARS TAXES OUTSTANDING	
Streets and Drainage	133,970.37	Public Enterprises		Balance January 1, 1983	250,182.64
Sewers and Sewage Processing		Recreation—Culture		Collected in 1983	230,834.44
Garbage and Trash Disposal	207,500.00	Public Works	248,885.82	Cancelled, Abated or Adjusted 1983	8,893.31
Public Buildings and Grounds	9,460.00	Buildings and Grounds	21,531.75	Transfers to Tax Title Liens or Foreclosed	8,336.10
Other Public Works	30,000.00	Library and Education		Balance December 31, 1983	2,118.79
HEALTH and WELFARE		Conservation		TAX TITLE LIENS OUTSTANDING	
Health Services Except Environmental	2,600.00	All Other		Balance January 1, 1983	60,856.23
Welfare-Public Assistance	2,540.00	CAPITAL DEBT AUTHORIZED, DECEMBER 31, 1983		Transfer From Taxes	50,245.69
Hospitals, Clinics, First Aid		ISSUED AND UNISSUED	GROSS DEBT	Redeemed in 1983	12,873.36
Animal, Insect, & Rodent Control		School	888,106	Cancelled, Abated or Adjusted (1983)	
Other Welfare Services		Self-liquidating		Transfers to Foreclosed Property	
RECREATION and CONSERVATION		Other	991,888	Balance December 31, 1983	98,228.56
Beaches and Boardwalks		Total	1,879,995	PROPERTY ACQUIRED BY DEED OR FORECLOSURE	
Parks, Playgrounds, Shade Trees	100.00	ISSUED AND OUTSTANDING		Balance January 1, 1983	674,500.00
Land Reclamation & Conservation	12,785.00	School	888,106.27	Transfers From Taxes or Liens	
Other Recreational Services		Self-Liquidating		Sale for Cash (1983)	5,586.00
EDUCATION (excluding schools)		Other	979,000.00	Cancelled, Abated or Adjusted (1983)	5,914.00
Libraries		Total	1,867,106.27	Balance December 31, 1983	663,000.00
Other Educational Services		EQUALIZED VALUATION BASIS		CURRENT FINANCES DECEMBER 31, 1983	
STATUTORY EXPENDITURES		FOR NET DEBT COMPUTATION	167,312.193	ASSETS	
Pensions & F. I. C. A.	100,328.93	REAL PROPERTY VALUATIONS		Cash Dec. 31, 1983	544,645.79
Employee Fringe Benefits	38,000.00	Code Class # of Parcels % VAL'N	ASSESSED VALUATION	Taxes Receivable	260,523.62
Other Statutory Expenditures	9,000.00	1 Vacant Land 474 5.08	5,607,800.00	Tax Title Liens	98,228.56
CETA And Other Public Employment Programs	1,492,099.45	2 Residential 2480 72.89	80,481,900.00	Foreclosed Property	663,000.00
MUNICIPAL FUNCTIONS TOTAL	20,000.00	3 Farm 341 6.60	7,293,200.00	Emergencies & Other Deferred Charges	6,996.74
CAPITAL IMPROVEMENTS *MEMO*		4a Commercial 128 11.89	13,125,900.00	State and Federal Aid Receivable	
DEBT SERVICE		4b Industrial 9 3.45	3,809,900.00	Other Receivables	34,037.29
Principal Payments	171,350.00	4c Apartments 2 .09	99,200.00	Total	1,607,432.00
Interest Payments	46,386.13	Total 3434	110,417,900.00	LIABILITIES, RESERVES, AND SURPLUS	
DEFERRED CHARGES	12,602.50	Land Area 15.96 Sq. Miles		Cash Liabilities	359,407.54
SCHOOL, COUNTY, SPECIAL DISTRICT TAXES	3,780,513.30	Net Valuation Taxable-Municipal	112,848,479	Reserves for Receivables	1,055,789.47
RESERVE FOR UNCOLLECTED TAXES	291,671.59	Net Valuation Taxable-County	173,810,649	Surplus Dec. 31, 1983	192,234.99
EXPENDITURES TOTAL	5,800,622.97	State Equalized Valuation	183,147,714	Total	1,607,432.00
		State Equalization Ratio	61.10		

1811
 Population 1980 11,278
 Population 1983 11,195
 S & P Rating
 Moody Rating AAA

General Tax Rate Per \$100. 2.66
 State Equalized Tax Rate 2.75

MANVILLE BOROUGH - SOMERSET CO.
Form of Government:
Borough Council
Number of Members on Governing Body - 6

PER CAPITA:
 Gross Debt 386.95
 Net Debt 259.48
 Debt Service 37.49
 Total Tax Levy 655.62
 Municipal Expenditures 327.62

PER CENT:
 Gross Debt 1.68
 Net Debt 1.13
 Tax Levy Collected 94.73
 Tax Levy Cancelled, Abated or Adjusted .09

EXPENDITURES		REVENUES-REALIZED		1983 PROPERTY TAX	
GENERAL GOVERNMENT				STATE EQUALIZED TAX RATE →	
Governing Body & Public Boards		1983 Property Taxes Collected	6,953,187.24	Local District School Taxes	1.68 4,462,361.00
Municipal Clerk		1983 Payments in Lieu of Taxes		Regional & Consolidated School Tax	
Financial Administration	40,650.00	Delinquent Tax & Lien Collections	444,492.85	School Taxes in Municipal Budget	
Assessment of Taxes	16,150.00	Business Personalty Replacement Taxes	608,076.20	County Taxes	.53 1,405,632.27
Collection of Taxes	51,083.00	Taxes from Public Utilities	491,482.00	County Library Taxes	
Planning, Housing & Development	17,100.00	Other Miscellaneous Tax Revenues		Local Municipal Purpose Taxes	.54 1,431,560.89
Human Resources		State Aid Revenues	108,828.61	Veteran & Senior Citizen Taxes	200,550.00
Elections	1,800.00	Federal Aid Revenues		Total Taxes for Rate Computation	2.75 7,500,104.16
General Administration (other)	305,500.00	State and Local Fiscal Assistance Act Utilized	67,724.75	Special District Taxes	
JUDICIARY		Sale of Acquired Property		Bank Corp. Taxes	21,390.82
Municipal Courts	36,750.00	Other Miscellaneous Revenues	400,866.16	Added and Omitted Taxes	18,736.79
PUBLIC SAFETY		Total	9,074,657.81	Total Taxes Levied - ABSTRACT	7,339,681.77
Fire Protection	81,335.00	Prior Years Surplus Appropriated	440,000.00	Total Taxes Billed	7,339,705.32
Police Protection	711,513.42	REVENUES TOTAL	9,514,657.81	1983 TAXES COLLECTED	6,953,187.24
Civil Defense & Disaster Control	4,000.00	Reserve For Uncollected Taxes	488,692.10	1983 Taxes Cancelled, Abated or Adjusted	6,618.97
Environmental Inspection & Control	25,000.00			Transfer to Tax Title Liens or Foreclosed	37,681.95
Other Public Safety		CAPITAL OUTLAY TOTAL	78,446.42	Balance Outstanding Dec. 31, 1983	342,217.16
PUBLIC WORKS				PRIOR YEARS TAXES OUTSTANDING	
Streets and Drainage	426,946.00	Public Enterprises		Balance January 1, 1983	382,153.44
Sewers and Sewage Processing	213,700.00	Recreation—Culture		Collected in 1983	372,847.91
Garbage and Trash Disposal	145,923.00	Public Works	78,446.42	Cancelled, Abated or Adjusted 1983	
Public Buildings and Grounds	33,900.00	Buildings and Grounds		Transfers to Tax Title Liens or Foreclosed	4,206.89
Other Public Works		Library and Education		Balance December 31, 1983	5,098.64
HEALTH and WELFARE		Conservation		TAX TITLE LIENS OUTSTANDING	
Health Services Except Environmental	40,545.00	All Other		Balance January 1, 1983	73,048.11
Welfare-Public Assistance	19,365.00			Transfer From Taxes	42,445.42
Hospitals, Clinics, First Aid	2,000.00	CAPITAL DEBT AUTHORIZED, DECEMBER 31, 1983		Redeemed in 1983	71,644.94
Animal, Insect, & Rodent Control	7,500.00	ISSUED AND UNISSUED		Cancelled, Abated or Adjusted (1983)	
Other Welfare Services	1,000.00	School	1,217,000	Transfers to Foreclosed Property	
		Self-Liquidating	210,000	Balance December 31, 1983	43,848.59
		Other	2,904,911	PROPERTY ACQUIRED BY DEED OR FORECLOSURE	
		Total	4,331,911	Balance January 1, 1983	106,521.66
RECREATION and CONSERVATION		ISSUED AND OUTSTANDING		Transfers From Taxes or Liens	
Beaches and Boardwalks		School	1,207,000.00	Sale for Cash (1983)	
Parks, Playgrounds, Shade Trees	82,070.00	Self-Liquidating	210,000.00	Cancelled, Abated or Adjusted (1983)	
Land Reclamation & Conservation		Other	2,421,000.00	Balance December 31, 1983	106,521.66
Other Recreational Services	39,304.00	Total	3,838,000.00	CURRENT FINANCES DECEMBER 31, 1983	
EDUCATION (excluding schools)		EQUALIZED VALUATION BASIS FOR NET DEBT COMPUTATION	257,159,987	ASSETS	
Libraries	92,100.00	REAL PROPERTY VALUATIONS		Cash Dec. 31, 1983	1,203,894.47
Other Educational Services	5,000.00	Code Class # of Parcels % VAL'N		Taxes Receivable	347,315.80
STATUTORY EXPENDITURES		1 Vacant Land 289 1.51		Tax Title Liens	43,848.59
Pensions & F. I. C. A.	222,573.00	2 Residential 3134 76.36		Foreclosed Property	106,521.66
Employee Fringe Benefits	93,000.00	3 Farm 5		Emergencies & Other Deferred Charges	17,200.00
Other Statutory Expenditures	2,000.00	4a Commercial 139 8.12		State and Federal Aid Receivable	
CETA And Other Public Employment Programs		4b Industrial 17 13.72		Other Receivables	19,619.85
MUNICIPAL FUNCTIONS TOTAL	2,717,807.42	4c Apartments 6 .29		Total	1,738,400.37
CAPITAL IMPROVEMENTS *MEMO*		Total 3590		LIABILITIES, RESERVES, AND SURPLUS	
DEBT SERVICE		Land Area 2.50 Sq. Miles		Cash Liabilities	579,223.45
Principal Payments	216,000.00	Net Valuation Taxable-Municipal	275,210,479	Reserves for Receivables	517,305.90
Interest Payments	203,649.47	Net Valuation Taxable-County	280,034,696	Surplus Dec. 31, 1983	641,871.02
		State Equalized Valuation	266,137,253	Total	1,738,400.37
		State Equalization Ratio	103.50		
DEFERRED CHARGES	41,568.84				
SCHOOL, COUNTY, SPECIAL DISTRICT TAXES	5,867,993.27				
RESERVE FOR UNCOLLECTED TAXES	488,692.10				
EXPENDITURES TOTAL	9,535,711.10				

0319
Population 1980 20,525
Population 1983 20,391
S & P Rating
Moody Rating AAA

General Tax Rate Per \$100.
2.23
State Equalized Tax Rate
2.24

MAPLE SHADE TWP. - BURLINGTON CO.
Form of Government:
Council-Manager Plan E (OMCL 50)
Number of Members on Governing Body - 5

PER CAPITA:		PER CENT:	
Gross Debt	534.27	Gross Debt	3.42
Net Debt	241.12	Net Debt	1.54
Debt Service	34.73	Tax Levy Collected	95.88
Total Tax Levy	392.92	Tax Levy Cancelled, Abated	
Municipal Expenditures	188.80	or Adjusted	1.30

EXPENDITURES		REVENUES-REALIZED		1983 PROPERTY TAX	
GENERAL GOVERNMENT				STATE EQUALIZED TAX RATE \rightarrow	
Governing Body & Public Boards	7,800.00	1983 Property Taxes Collected		Local District School Taxes	1.21 4,324,105.25
Municipal Clerk	35,401.00	1983 Payments in Lieu of Taxes		Regional & Consolidated School Tax	
Financial Administration	25,700.00	Delinquent Tax & Lien Collections		School Taxes in Municipal Budget	
Assessment of Taxes	26,968.00	Business Personalty Replacement Taxes		County Taxes	.53 1,874,932.89
Collection of Taxes	43,136.00	Taxes from Public Utilities		County Library Taxes	.03 105,913.90
Planning, Housing & Development	11,300.00	Other Miscellaneous Tax Revenues		Local Municipal Purpose Taxes	.47 1,663,543.00
Human Resources		State Aid Revenues		Veteran & Senior Citizen Taxes	259,150.00
Elections		Federal Aid Revenues		Total Taxes for Rate Computation	2.24 8,227,645.04
General Administration (other)	308,352.86	State and Local Fiscal Assistance Act Utilized		Special District Taxes	
JUDICIARY		Sale of Acquired Property		Bank Corp. Taxes	10,434.30
Municipal Courts	33,805.00	Other Miscellaneous Revenues		Added and Omitted Taxes	33,065.16
PUBLIC SAFETY		Prior Years Surplus Appropriated		Total Taxes Levied - ABSTRACT	8,011,994.50
Fire Protection	133,425.00	REVENUES		Total Taxes Billed	8,012,713.81
Police Protection	1,071,347.00	Reserve For Uncollected Taxes		1983 TAXES COLLECTED	7,682,635.89
Civil Defense & Disaster Control	7,145.00	CAPITAL OUTLAY		1983 Taxes Cancelled, Abated or Adjusted	103,868.49
Environmental Inspection & Control	46,150.00	TOTAL		Transfer to Tax Title Liens or Foreclosed	12,661.73
Other Public Safety		Public Enterprises		Balance Outstanding Dec. 31, 1983	213,547.70
PUBLIC WORKS		Recreation—Culture		PRIOR YEARS TAXES OUTSTANDING	
Streets and Drainage	381,965.00	Public Works		Balance January 1, 1983	186,737.86
Sewers and Sewage Processing	270,906.00	Buildings and Grounds		Collected in 1983	154,042.21
Garbage and Trash Disposal	30,595.00	Library and Education		Cancelled, Abated or Adjusted 1983	16,414.57
Public Buildings and Grounds		Conservation		Transfers to Tax Title Liens or Foreclosed	4,615.40
Other Public Works		All Other		Balance December 31, 1983	11,665.68
HEALTH and WELFARE		CAPITAL DEBT AUTHORIZED, DECEMBER 31, 1983		TAX TITLE LIENS OUTSTANDING	
Health Services Except Environmental	7,000.00	ISSUED AND UNISSUED		Balance January 1, 1983	75,127.93
Welfare-Public Assistance	10,000.00	GROSS DEBT		Transfer From Taxes	19,377.35
Hospitals, Clinics, First Aid		NET DEBT		Redeemed in 1983	41,953.12
Animal, Insect, & Rodent Control		SCHOOL		Cancelled, Abated or Adjusted (1983)	
Other Welfare Services	6,313.00	Self-Liquidating		Transfers to Foreclosed Property	
RECREATION and CONSERVATION		Other		Balance December 31, 1983	52,552.16
Beaches and Boardwalks		Total		PROPERTY ACQUIRED BY DEED OR	
Parks, Playgrounds, Shade Trees		ISSUED AND OUTSTANDING		FORECLOSURE	
Land Reclamation & Conservation	19,735.00	SCHOOL		Balance January 1, 1983	56,636.87
Other Recreational Services		Self-Liquidating		Transfers From Taxes or Liens	
EDUCATION (excluding schools)		Other		Sale for Cash (1983)	35,151.00
Libraries	31,419.30	Total		Cancelled, Abated or Adjusted (1983)	
Other Educational Services		EQUALIZED VALUATION BASIS		Balance December 31, 1983	21,485.87
STATUTORY EXPENDITURES		FOR NET DEBT COMPUTATION		CURRENT FINANCES DECEMBER 31, 1983	
Pensions & F. I. C. A.	149,974.47	REAL PROPERTY VALUATIONS		ASSETS	
Employee Fringe Benefits	85,502.00	Code Class # of Parcels % VAL'N		Cash Dec. 31, 1983	1,369,639.66
Other Statutory Expenditures	10,000.00	ASSESSED VALUATION		Taxes Receivable	225,213.38
CETA And Other Public Employment Programs		1 Vacant Land 198 1.49		Tax Title Liens	52,552.16
MUNICIPAL FUNCTIONS	2,753,939.63	2 Residential 4586 63.54		Foreclosed Property	21,485.87
CAPITAL IMPROVEMENTS	*MEMO* 40,000.00	3 Farm 213 16.26		Emergencies & Other Deferred Charges	137,567.35
DEBT SERVICE		4a Commercial 25 1.86		State and Federal Aid Receivable	49,995.36
Principal Payments	309,000.00	4c Apartments 19 16.84		Other Receivables	24,574.19
Interest Payments	399,141.25	Total 5041		Total	1,881,027.97
DEFERRED CHARGES	56,879.97	Land Area 3.72 Sq. Miles		LIABILITIES, RESERVES, AND SURPLUS	
SCHOOL COUNTY, SPECIAL DISTRICT TAXES	6,304,952.04	Net Valuation Taxable-Municipal		Cash Liabilities	1,059,819.29
RESERVE FOR UNCOLLECTED TAXES	330,880.03	Net Valuation Taxable-County		Reserves for Receivables	323,825.60
EXPENDITURES	10,154,792.92	State Equalized Valuation		Surplus Dec. 31, 1983	497,383.08
TOTAL		State Equalization Ratio		Total	1,881,027.97

0711

Population 1980 22,950
 Population 1983 22,831
 S & P Rating AA
 Moody Rating AA

General Tax Rate Per \$100. 4.09
 State Equalized Tax Rate 3.72

MAPLEWOOD TOWNSHIP – ESSEX COUNTY
Form of Government:
Township Committee
Number of Members on Governing Body – 5

PER CAPITA:

Gross Debt 608.53
 Net Debt 214.88
 Debt Service 25.55
 Total Tax Levy 973.41
 Municipal Expenditures 395.43

PER CENT:

Gross Debt 2.50
 Net Debt .88
 Tax Levy Collected 98.02
 Tax Levy Cancelled, Abated or Adjusted .03

EXPENDITURES		REVENUES-REALIZED		1983 PROPERTY TAX	
GENERAL GOVERNMENT				STATE EQUALIZED TAX RATE →	
Governing Body & Public Boards		1983 Property Taxes Collected	21,768,704.80	Local District School Taxes 1.75	10,452,236.00
Municipal Clerk		1983 Payments in Lieu of Taxes	246,081.69	Regional & Consolidated School Tax	
Financial Administration	25,459.20	Delinquent Tax & Lien Collections	511,357.11	School Taxes in Municipal Budget	
Assessment of Taxes	52,892.12	Business Personalty Replacement Taxes	296,571.72	County Taxes 1.07	6,416,962.62
Collection of Taxes	64,007.58	Taxes from Public Utilities	1,247,550.00	County Library Taxes	
Planning, Housing & Development	119,393.06	Other Miscellaneous Tax Revenues		Local Municipal Purpose Taxes .89	5,308,298.13
Human Resources	34,000.00	State Aid Revenues	225,666.56	Veteran & Senior Citizen Taxes	228,050.00
Elections		Federal Aid Revenues	154,392.00	Total Taxes for Rate Computation 3.71	22,405,546.75
General Administration (other)	761,061.86	State and Local Fiscal Assistance Act Utilized		Special District Taxes	
JUDICIARY	56,630.29	Sale of Acquired Property	951,007.88	Bank Corp. Taxes	34,828.33
Municipal Courts		Other Miscellaneous Revenues	25,401,331.76	Added and Omitted Taxes	11,642.13
PUBLIC SAFETY		Total	500,000.00	Total Taxes Levied - ABSTRACT	22,223,967.21
Fire Protection	1,261,987.56	Prior Years Surplus Appropriated	500,000.00	Total Taxes Billed	22,207,638.59
Police Protection	1,514,089.58	REVENUES TOTAL	25,901,331.76	1983 TAXES COLLECTED	21,768,704.80
Civil Defense & Disaster Control	16,800.00	Reserve For Uncollected Taxes	771,623.93	1983 Taxes Cancelled, Abated or Adjusted	7,721.92
Environmental Inspection & Control	45,900.00	CAPITAL OUTLAY TOTAL	242,728.83	Transfer to Tax Title Liens or Foreclosed	216.77
Other Public Safety	3,000.00			Balance Outstanding Dec. 31, 1983	430,995.10
PUBLIC WORKS				PRIOR YEARS TAXES OUTSTANDING	
Streets and Drainage	433,783.08	Public Enterprises		Balance January 1, 1983	453,177.53
Sewers and Sewage Processing	301,629.13	Recreation—Culture	65,687.08	Collected in 1983	452,615.03
Garbage and Trash Disposal	49,000.00	Public Works	144,650.46	Cancelled, Abated or Adjusted 1983	
Public Buildings and Grounds	232,974.53	Buildings and Grounds	32,391.29	Transfers to Tax Title Liens or Foreclosed	562.50
Other Public Works	360,043.71	Library and Education		Balance December 31, 1983	
HEALTH and WELFARE		Conservation		TAX TITLE LIENS OUTSTANDING	
Health Services Except Environmental	97,616.91	All Other		Balance January 1, 1983	60,156.25
Welfare-Public Assistance	8,426.72			Transfer From Taxes	849.50
Hospitals, Clinics, First Aid				Redeemed in 1983	58,742.08
Animal, Insect, & Rodent Control				Cancelled, Abated or Adjusted (1983)	
Other Welfare Services				Transfers to Foreclosed Property	
RECREATION and CONSERVATION				Balance December 31, 1983	2,263.67
Beaches and Boardwalks				PROPERTY ACQUIRED BY DEED OR FORECLOSURE	
Parks, Playgrounds, Shade Trees	314,663.49			Balance January 1, 1983	7,003.00
Land Reclamation & Conservation				Transfers From Taxes or Liens	
Other Recreational Services	118,496.31			Sale for Cash (1983)	
EDUCATION (excluding schools)				Cancelled, Abated or Adjusted (1983)	
Libraries	403,848.00			Balance December 31, 1983	7,003.00
Other Educational Services				CURRENT FINANCES DECEMBER 31, 1983	
STATUTORY EXPENDITURES				ASSETS	
Pensions & F. I. C. A.	1,061,836.37			Cash Dec. 31, 1983	1,556,118.33
Employee Fringe Benefits	272,000.00			Taxes Receivable	430,995.10
Other Statutory Expenditures	30,000.00			Tax Title Liens	2,263.67
CETA And Other Public Employment Programs				Foreclosed Property	7,003.00
MUNICIPAL FUNCTIONS				Emergencies & Other Deferred Charges	55,140.00
CAPITAL IMPROVEMENTS				State and Federal Aid Receivable	
DEBT SERVICE				Other Receivables	82,157.20
Principal Payments	362,325.54			Total	2,133,677.30
Interest Payments	220,980.46			LIABILITIES, RESERVES, AND SURPLUS	
				Cash Liabilities	568,422.97
DEFERRED CHARGES				Reserves for Receivables	522,418.97
SCHOOL, COUNTY, SPECIAL DISTRICT TAXES	16,869,198.62			Surplus Dec. 31, 1983	1,042,835.36
RESERVE FOR UNCOLLECTED TAXES	771,623.93			Total	2,133,677.30
EXPENDITURES TOTAL	25,897,328.05				

0116
Population 1980 9,179
Population 1983 9,058
S & P Rating
Moody Rating A1

General Tax Rate Per \$100. 3.08
State Equalized Tax Rate 1.40

MARGATE CITY CITY – ATLANTIC COUNTY
Form of Government:
Commission (1911)
Number of Members on Governing Body – 3

PER CAPITA:
Gross Debt 779.31
Net Debt 268.82
Debt Service 116.88
Total Tax Levy 1,062.81
Municipal Expenditures 663.11
PER CENT:
Gross Debt 1.05
Net Debt .36
Tax Levy Collected 96.39
Tax Levy Cancelled, Abated or Adjusted .26

EXPENDITURES		REVENUES-REALIZED		1983 PROPERTY TAX	
GENERAL GOVERNMENT				STATE EQUALIZED TAX RATE →	
Governing Body & Public Boards		1983 Property Taxes Collected		Local District School Taxes	2,684,903.50
Municipal Clerk	16,700.00	1983 Payments in Lieu of Taxes		Regional & Consolidated School Tax	
Financial Administration	15,100.00	Delinquent Tax & Lien Collections		School Taxes in Municipal Budget	648,307.50
Assessment of Taxes	53,903.00	Business Personalty Replacement Taxes		County Taxes	* 3,315,962.83
Collection of Taxes	111,885.00	Taxes from Public Utilities		County Library Taxes	
Planning, Housing & Development	23,800.00	Other Miscellaneous Tax Revenues		Local Municipal Purpose Taxes	2,903,666.28
Human Resources		State Aid Revenues		Veteran & Senior Citizen Taxes	135,700.00
Elections	8,500.00	Federal Aid Revenues		Total Taxes for Rate Computation	9,688,540.11
General Administration (other)	420,487.00	State and Local Fiscal Assistance Act Utilized		Special District Taxes	
JUDICIARY		Sale of Acquired Property		Bank Corp. Taxes	10,741.21
Municipal Courts	51,100.00	Other Miscellaneous Revenues		Added and Omitted Taxes	63,325.30
PUBLIC SAFETY		Total		Total Taxes Levied - ABSTRACT	9,626,906.62
Fire Protection	792,415.00	Prior Years Surplus Appropriated		Total Taxes Billed	9,616,165.41
Police Protection	845,368.00	REVENUES TOTAL		1983 TAXES COLLECTED	9,268,742.45
Civil Defense & Disaster Control	100.00	Reserve For Uncollected Taxes		1983 Taxes Cancelled, Abated or Adjusted	24,836.41
Environmental Inspection & Control	72,880.00	CAPITAL OUTLAY TOTAL		Transfer to Tax Title Liens or Foreclosed	59,461.76
Other Public Safety				Balance Outstanding Dec. 31, 1983	263,124.79
PUBLIC WORKS				PRIOR YEARS TAXES OUTSTANDING	
Streets and Drainage	499,850.00	Public Enterprises		Balance January 1, 1983	366,583.56
Sewers and Sewage Processing		Recreation—Culture		Collected in 1983	335,727.41
Garbage and Trash Disposal	230,358.00	Public Works		Cancelled, Abated or Adjusted 1983	1,010.90
Public Buildings and Grounds	59,500.00	Buildings and Grounds		Transfers to Tax Title Liens or Foreclosed	26,814.43
Other Public Works	42,850.00	Library and Education		Balance December 31, 1983	3,030.82
HEALTH and WELFARE		Conservation		TAX TITLE LIENS OUTSTANDING	
Health Services Except Environmental	150.00	All Other		Balance January 1, 1983	46,060.03
Welfare-Public Assistance	9,460.00	CAPITAL DEBT AUTHORIZED, DECEMBER 31, 1983		Transfer From Taxes	91,773.99
Hospitals, Clinics, First Aid	1,000.00	ISSUED AND UNISSUED GROSS DEBT NET DEBT		Redeemed in 1983	3,598.75
Animal, Insect, & Rodent Control	1,000.00	School 4,586,000		Cancelled, Abated or Adjusted (1983)	
Other Welfare Services		Self-liquidating 38,000		Transfers to Foreclosed Property	
RECREATION and CONSERVATION		Other 2,435,000		Balance December 31, 1983	134,235.27
Beaches and Boardwalks	166,375.00	Total 7,059,000		PROPERTY ACQUIRED BY DEED OR FORECLOSURE	
Parks, Playgrounds, Shade Trees	66,200.00	ISSUED AND OUTSTANDING		Balance January 1, 1983	138,937.50
Land Reclamation & Conservation		School 4,586,000.00		Transfers From Taxes or Liens	
Other Recreational Services	10,000.00	Self-Liquidating 38,000.00		Sale for Cash (1983)	
EDUCATION (excluding schools)		Other 2,435,000.00		Cancelled, Abated or Adjusted (1983)	
Libraries	105,000.00	Total 7,059,000.00		Balance December 31, 1983	138,937.50
Other Educational Services	200,000.00	EQUALIZED VALUATION BASIS FOR NET DEBT COMPUTATION		CURRENT FINANCES DECEMBER 31, 1983	
STATUTORY EXPENDITURES		REAL PROPERTY VALUATIONS		ASSETS	
Pensions & F. I. C. A.	349,858.00	Code Class # of Parcels % VAL'N		Cash Dec. 31, 1983	3,350,000.73
Employee Fringe Benefits	155,171.00	1 Vacant Land 741 3.11		Taxes Receivable	266,155.61
Other Statutory Expenditures	24,500.00	2 Residential 5536 90.68		Tax Title Liens	134,235.27
CETA And Other Public Employment Programs		3 Farm		Foreclosed Property	138,937.50
MUNICIPAL FUNCTIONS TOTAL	4,333,510.00	4a Commercial 149 4.31		Emergencies & Other Deferred Charges	
CAPITAL IMPROVEMENTS *MEMO*	15,000.00	4b Industrial		State and Federal Aid Receivable	
DEBT SERVICE		4c Apartments 45 1.90		Other Receivables	5,370.00
Principal Payments	290,000.00	Total 6471		Total	3,894,699.11
Interest Payments	768,713.92	Land Area 1.40 Sq. Miles		LIABILITIES, RESERVES, AND SURPLUS	
TYPE I SCHL DEBT *MEMO	647,972.67	Net Valuation Taxable-Municipal		Cash Liabilities	1,122,610.06
DEFERRED CHARGES	35,000.00	Net Valuation Taxable-County		Reserves for Receivables	544,698.38
SCHOOL, COUNTY, SPECIAL DISTRICT TAXES	6,649,173.83	State Equalized Valuation		Surplus Dec. 31, 1983	2,227,390.67
RESERVE FOR UNCOLLECTED TAXES	579,200.00	State Equalization Ratio		Total	3,894,699.11
EXPENDITURES TOTAL	12,655,597.75				

1981 3000

* ABOVE DEBT SERVICE INCLUDES TYPE I SCHOOL DEBT

*Includes County Health Service Taxes or County Vocational School Taxes. See Table 13.

1328
 Population 1980 17,560
 Population 1983 20,390
 S & P Rating
 Moody Rating AAA

General Tax Rate Per \$100. 2.66
 State Equalized Tax Rate 2.47

MARLBORO TOWNSHIP – MONMOUTH CO.
Form of Government:
Mayor–Council Plan E (OMCL 50)
Number of Members on Governing Body – 5

PER CAPITA:
 Gross Debt 962.48
 Net Debt 376.33
 Debt Service 26.20
 Total Tax Levy 756.51
 Municipal Expenditures 245.79

PER CENT:
 Gross Debt 3.93
 Net Debt 1.54
 Tax Levy Collected 96.94
 Tax Levy Cancelled, Abated or Adjusted

EXPENDITURES		REVENUES-REALIZED		1983 PROPERTY TAX	
GENERAL GOVERNMENT				STATE EQUALIZED TAX RATE	
Governing Body & Public Boards		1983 Property Taxes Collected	14,937,835.75	Local District School Taxes 1.05	6,053,155.69
Municipal Clerk		1983 Payments in Lieu of Taxes		Regional & Consolidated School Tax .60	3,464,631.41
Financial Administration	59,007.00	Delinquent Tax & Lien Collections	445,023.78	School Taxes in Municipal Budget	
Assessment of Taxes	38,303.00	Business Personalty Replacement Taxes	97,438.00	County Taxes .53	* 3,057,738.61
Collection of Taxes	43,181.00	Taxes from Public Utilities	1,067,884.00	County Library Taxes .02	112,508.96
Planning, Housing & Development	57,606.66	Other Miscellaneous Tax Revenues		Local Municipal Purpose Taxes .27	1,526,361.00
Human Resources	32,478.00	State Aid Revenues	365,496.57	Veteran & Senior Citizen Taxes	74,400.00
Elections	4,345.00	Federal Aid Revenues		Total Taxes for Rate Computation 2.47	14,288,795.67
General Administration (other)	418,416.85	State and Local Fiscal Assistance Act Utilized	104,218.00	Special District Taxes	506,712.82
JUDICIARY	66,007.00	Sale of Acquired Property		Bank Corp. Taxes	15,100.58
Municipal Courts		Other Miscellaneous Revenues	1,538,045.73	Added and Omitted Taxes	689,035.07
PUBLIC SAFETY		Total	18,555,941.83	Total Taxes Levied - ABSTRACT	15,425,244.14
Fire Protection	15,350.00	Prior Years Surplus Appropriated	500,000.00	Total Taxes Billed	15,410,143.56
Police Protection	1,089,836.00	REVENUES TOTAL	19,055,941.83	1983 TAXES COLLECTED	14,937,835.75
Civil Defense & Disaster Control	500.00	Reserve For Uncollected Taxes	601,792.00	1983 Taxes Cancelled, Abated or Adjusted	
Environmental Inspection & Control	79,663.36	CAPITAL OUTLAY TOTAL	314,102.92	Transfer to Tax Title Liens or Foreclosed	
Other Public Safety				Balance Outstanding Dec. 31, 1983	472,307.81
PUBLIC WORKS	700,449.18	Public Enterprises		PRIOR YEARS TAXES OUTSTANDING	
Streets and Drainage	2,400.00	Recreation—Culture	56,394.18	Balance January 1, 1983	422,462.49
Sewers and Sewage Processing	8,000.00	Public Works	114,417.17	Collected in 1983	410,933.86
Garbage and Trash Disposal	139,923.00	Buildings and Grounds	107,627.83	Cancelled, Abated or Adjusted 1983	
Public Buildings and Grounds	252,152.00	Library and Education	35,663.74	Transfers to Tax Title Liens or Foreclosed	
Other Public Works		Conservation		Balance December 31, 1983	11,528.63
HEALTH and WELFARE	3,900.00	All Other		TAX TITLE LIENS OUTSTANDING	
Health Services Except Environmental	10,300.00	CAPITAL DEBT AUTHORIZED, DECEMBER 31, 1983		Balance January 1, 1983	164,926.21
Welfare-Public Assistance	4,500.00	ISSUED AND UNISSUED		Transfer From Taxes	
Hospitals, Clinics, First Aid	3,650.00	SCHOOL GROSS DEBT	11,601,591	Redeemed in 1983	34,089.92
Animal, Insect, & Rodent Control	500.00	Self-liquidating	350,000	Cancelled, Abated or Adjusted (1983)	
Other Welfare Services		Other	7,673,439	Transfers to Foreclosed Property	
RECREATION and CONSERVATION		Total	19,625,030	Balance December 31, 1983	130,836.29
Beaches and Boardwalks		ISSUED AND OUTSTANDING		PROPERTY ACQUIRED BY DEED OR FORECLOSURE	
Parks, Playgrounds, Shade Trees		School	11,601,591.29	Balance January 1, 1983	112,630.00
Land Reclamation & Conservation		Self-Liquidating	350,000.00	Transfers From Taxes or Liens	
Other Recreational Services	208,075.00	Other	6,970,000.00	Sale for Cash (1983)	
EDUCATION (excluding schools)	28,984.00	Total	18,921,591.29	Cancelled, Abated or Adjusted (1983)	
Libraries		EQUALIZED VALUATION BASIS		Balance December 31, 1983	112,630.00
Other Educational Services		FOR NET DEBT COMPUTATION	499,859,505	CURRENT FINANCES DECEMBER 31, 1983	
STATUTORY EXPENDITURES	221,399.34	REAL PROPERTY VALUATIONS		ASSETS	
Pensions & F. I. C. A.	313,520.00	Code Class # of Parcels % VAL'N	ASSESSED VALUATION	Cash Dec. 31, 1983	6,627,689.97
Employee Fringe Benefits	25,011.62	1 Vacant Land 1524 5.91	31,130,744.00	Taxes Receivable	483,836.44
Other Statutory Expenditures		2 Residential 4734 82.07	432,654,875.00	Tax Title Liens	130,836.29
CETA And Other Public Employment Programs	3,827,458.03	3 Farm 452 3.49	18,391,345.00	Foreclosed Property	112,630.00
MUNICIPAL FUNCTIONS TOTAL	38,750.00	4a Commercial 183 5.73	30,218,550.00	Emergencies & Other Deferred Charges	77,372.68
CAPITAL IMPROVEMENTS *MEMO*		4b Industrial 28 2.81	14,796,460.00	State and Federal Aid Receivable	
DEBT SERVICE	288,984.00	4c Apartments		Other Receivables	27,283.41
Principal Payments	245,173.50	Total	527,191,974.00	Total	7,459,648.79
Interest Payments		Land Area 30.35 Sq. Miles		LIABILITIES, RESERVES, AND SURPLUS	
DEFERRED CHARGES	48,155.32	Net Valuation Taxable-Municipal	533,824,659	Cash Liabilities	5,094,761.44
SCHOOL, COUNTY, SPECIAL DISTRICT TAXES	13,194,747.49	Net Valuation Taxable-County	551,696,058	Reserves for Receivables	754,586.14
RESERVE FOR UNCOLLECTED TAXES	601,792.00	State Equalized Valuation	574,543,893	Surplus Dec. 31, 1983	1,610,301.21
EXPENDITURES TOTAL	18,206,310.34	State Equalization Ratio	92.83	Total	7,459,648.79

1329
Population 1980 8,837
Population 1983 8,682
S & P Rating A-
Moody Rating AAA

General Tax Rate Per \$100. 4.21
State Equalized Tax Rate 2.74

MATAWAN BOROUGH – MONMOUTH CO.
Form of Government:
Borough Council
Number of Members on Governing Body – 6

PER CAPITA:
Gross Debt 563.30
Net Debt 192.81
Debt Service 28.50
Total Tax Levy 595.03
Municipal Expenditures 341.74
PER CENT:
Gross Debt 2.84
Net Debt .97
Tax Levy Collected 96.02
Tax Levy Cancelled, Abated or Adjusted .10

EXPENDITURES		REVENUES-REALIZED		1983 PROPERTY TAX	
GENERAL GOVERNMENT				STATE EQUALIZED TAX RATE →	
Governing Body & Public Boards	150.00	1983 Property Taxes Collected		Local District School Taxes	
Municipal Clerk		1983 Payments in Lieu of Taxes		Regional & Consolidated School Tax	1.72
Financial Administration	27,598.00	Delinquent Tax & Lien Collections		School Taxes in Municipal Budget	
Assessment of Taxes	16,000.00	Business Personalty Replacement Taxes		County Taxes	.50
Collection of Taxes	19,169.00	Taxes from Public Utilities		County Library Taxes	
Planning, Housing & Development	15,751.00	Other Miscellaneous Tax Revenues		Local Municipal Purpose Taxes	.53
Human Resources	472.00	State Aid Revenues		Veteran & Senior Citizen Taxes	
Elections	4,775.00	Federal Aid Revenues		Total Taxes for Rate Computation	2.75
General Administration (other)	247,954.00	State and Local Fiscal Assistance Act Utilized		Special District Taxes	
JUDICIARY		Sole of Acquired Property		Bank Corp. Taxes	27,308.31
Municipal Courts	24,793.00	Other Miscellaneous Revenues		Added and Omitted Taxes	24,076.13
PUBLIC SAFETY		Total		Total Taxes Levied - ABSTRACT	5,166,091.41
Fire Protection	76,132.00	Prior Years Surplus Appropriated		Total Taxes Billed	5,134,871.04
Police Protection	851,731.00	REVENUES		1983 TAXES COLLECTED	4,930,714.32
Civil Defense & Disaster Control	1,500.00	Reserve For Uncollected Taxes		1983 Taxes Cancelled, Abated or Adjusted	5,096.38
Environmental Inspection & Control	17,895.00	CAPITAL OUTLAY		Transfer to Tax Title Liens or Foreclosed	37,809.72
Other Public Safety		TOTAL		Balance Outstanding Dec. 31, 1983	161,250.67
PUBLIC WORKS		Public Enterprises		PRIOR YEARS TAXES OUTSTANDING	
Streets and Drainage	339,389.00	Recreation—Culture		Balance January 1, 1983	188,774.29
Sewers and Sewage Processing		Public Works		Collected in 1983	178,857.67
Garbage and Trash Disposal	199,027.00	Buildings and Grounds		Cancelled, Abated or Adjusted 1983	236.73
Public Buildings and Grounds	83,597.00	Library and Education		Transfers to Tax Title Liens or Foreclosed	2,855.09
Other Public Works		Conservation		Balance December 31, 1983	6,824.80
HEALTH and WELFARE		All Other		TAX TITLE LIENS OUTSTANDING	
Health Services Except Environmental	165,180.00	CAPITAL DEBT AUTHORIZED, DECEMBER 31, 1983		Balance January 1, 1983	129,121.56
Welfare-Public Assistance	5,699.00	ISSUED AND UNISSUED		Transfer From Taxes	41,899.63
Hospitals, Clinics, First Aid		GROSS DEBT		Redeemed in 1983	52,146.73
Animal, Insect, & Rodent Control		NET DEBT		Cancelled, Abated or Adjusted (1983)	
Other Welfare Services		SCHOOL		Transfers to Foreclosed Property	
RECREATION and CONSERVATION		Self-Liquidating		Balance December 31, 1983	118,874.46
Beaches and Boardwalks		Other		PROPERTY ACQUIRED BY DEED OR FORECLOSURE	
Parks, Playgrounds, Shade Trees	10,312.00	Total		Balance January 1, 1983	33,100.00
Land Reclamation & Conservation	2,750.00	ISSUED AND OUTSTANDING		Transfers From Taxes or Liens	
Other Recreational Services	38,622.00	SCHOOL		Sale for Cash (1983)	
EDUCATION (excluding schools)		Self-Liquidating		Cancelled, Abated or Adjusted (1983)	
Libraries	64,941.00	Other		Balance December 31, 1983	33,100.00
Other Educational Services	6,250.00	Total		CURRENT FINANCES DECEMBER 31, 1983	
STATUTORY EXPENDITURES		EQUALIZED VALUATION BASIS		ASSETS	
Pensions & F. I. C. A.	133,514.47	FOR NET DEBT COMPUTATION		Cash Dec. 31, 1983	328,060.75
Employee Fringe Benefits	81,278.00	REAL PROPERTY VALUATIONS		Taxes Receivable	168,075.42
Other Statutory Expenditures		Code Class # of Parcels % VAL'N		Tax Title Liens	118,874.46
CETA And Other Public Employment Programs		1 Vacant Land 174 1.61		Foreclosed Property	33,100.00
MUNICIPAL FUNCTIONS		2 Residential 1957 75.64		Emergencies & Other Deferred Charges	20,000.00
CAPITAL IMPROVEMENTS		3 Farm		State and Federal Aid Receivable	
DEBT SERVICE		4a Commercial 134 11.93		Other Receivables	303,175.52
Principal Payments	155,000.00	4b Industrial 9 1.59		Total	971,286.15
Interest Payments	92,452.38	4c Apartments 17 9.23		LIABILITIES, RESERVES, AND SURPLUS	
		Total 2291		Cash Liabilities	182,539.90
DEFERRED CHARGES		Land Area 2.26 Sq. Miles		Reserves for Receivables	623,225.40
SCHOOL, COUNTY, SPECIAL DISTRICT TAXES	28,087.28	Net Valuation Taxable-Municipal		Surplus Dec. 31, 1983	165,520.85
RESERVE FOR UNCOLLECTED TAXES	4,133,791.60	Net Valuation Taxable-County		Total	971,286.15
EXPENDITURES	250,933.06	State Equalized Valuation			
TOTAL	7,100,749.79	State Equalization Ratio			

0609
Population 1980 4,577
Population 1983 4,879
S & P Rating
Moody Rating

General Tax Rate Per \$100.
2.79
State Equalized Tax Rate
2.47

MAURICE RIVER TWP. — CUMBERLAND CO.
Form of Government:
Township Committee
Number of Members on Governing Body — 3

PER CAPITA:
Gross Debt 47.12
Net Debt 6.74
Debt Service 10.86
Total Tax Levy 350.18
Municipal Expenditures 235.75

PER CENT:
Gross Debt .38
Net Debt .05
Tax Levy Collected 82.38
Tax Levy Cancelled, Abated or Adjusted 2.07

EXPENDITURES		REVENUES-REALIZED		1983 PROPERTY TAX	
GENERAL GOVERNMENT				STATE EQUALIZED TAX RATE — 1.29	
Governing Body & Public Boards	16,090.00	1983 Property Taxes Collected	1,395,284.64	Local District School Taxes	885,209.00
Municipal Clerk	10,396.00	1983 Payments in Lieu of Taxes		Regional & Consolidated School Tax	
Financial Administration	17,480.00	Delinquent Tax & Lien Collections	213,091.73	School Taxes in Municipal Budget	
Assessment of Taxes	22,220.00	Business Personalty Replacement Taxes	59,275.60	County Taxes	1.04 *
Collection of Taxes	17,538.00	Taxes from Public Utilities	348,654.00	County Library Taxes	
Planning, Housing & Development	20,300.00	Other Miscellaneous Tax Revenues		Local Municipal Purpose Taxes	.13
Human Resources		State Aid Revenues	91,064.21	Veteran & Senior Citizen Taxes	
Elections	1,500.00	Federal Aid Revenues		Total Taxes for Rate Computation	2.46
General Administration (other)	137,238.00	State and Local Fiscal Assistance Act Utilized	41,855.41	Special District Taxes	
JUDICIARY		Sale of Acquired Property	10,760.00	Bank Corp. Taxes	
Municipal Courts	32,092.00	Other Miscellaneous Revenues	188,678.38	Added and Omitted Taxes	
PUBLIC SAFETY		Total	2,349,263.97	Total Taxes Levied - ABSTRACT	3,061.84
Fire Protection	22,498.00	Prior Years Surplus Appropriated	328,717.32	Total Taxes Billed	1,708,546.86
Police Protection	5,600.00	REVENUES	2,677,981.29	1983 TAXES COLLECTED	1,693,783.09
Civil Defense & Disaster Control	3,100.00	Reserve For Uncollected Taxes	305,728.17	1983 Taxes Cancelled, Abated or Adjusted	1,395,284.64
Environmental Inspection & Control	12,864.00	CAPITAL OUTLAY	49,000.00	Transfer to Tax Title Liens or Foreclosed	35,000.00
Other Public Safety		TOTAL		Balance Outstanding Dec. 31, 1983	63,769.23
PUBLIC WORKS					199,729.22
Streets and Drainage	221,158.77	Public Enterprises		PRIOR YEARS TAXES OUTSTANDING	
Sewers and Sewage Processing		Recreation—Culture		Balance January 1, 1983	173,855.51
Garbage and Trash Disposal	45,700.00	Public Works		Collected in 1983	164,082.62
Public Buildings and Grounds	13,308.00	Buildings and Grounds	49,000.00	Cancelled, Abated or Adjusted 1983	
Other Public Works		Library and Education		Transfers to Tax Title Liens or Foreclosed	9,772.89
HEALTH and WELFARE		Conservation		Balance December 31, 1983	
Health Services Except Environmental	125.00	All Other		TAX TITLE LIENS OUTSTANDING	
Welfare-Public Assistance	9,353.00	CAPITAL DEBT AUTHORIZED, DECEMBER 31, 1983		Balance January 1, 1983	289,084.10
Hospitals, Clinics, First Aid		ISSUED AND UNISSUED		Transfer From Taxes	76,472.41
Animal, Insect, & Rodent Control	19,643.00	School	197,000	Redeemed in 1983	49,121.81
Other Welfare Services		Self-liquidating	32,900	Cancelled, Abated or Adjusted (1983)	
RECREATION and CONSERVATION		Other	32,900	Transfers to Foreclosed Property	
Beaches and Boardwalks		Total	229,900	Balance December 31, 1983	316,434.70
Parks, Playgrounds, Shade Trees	54,800.00	ISSUED AND OUTSTANDING		PROPERTY ACQUIRED BY DEED OR FORECLOSURE	
Land Reclamation & Conservation		School	197,000.00	Balance January 1, 1983	44,968.79
Other Recreational Services	4,000.00	Self-liquidating		Transfers From Taxes or Liens	
EDUCATION (excluding schools)		Other	12,000.00	Sale for Cash (1983)	
Libraries	5,600.00	Total	209,000.00	Cancelled, Abated or Adjusted (1983)	
Other Educational Services		EQUALIZED VALUATION BASIS		Balance December 31, 1983	44,968.79
STATUTORY EXPENDITURES		FOR NET DEBT COMPUTATION	60,289,627	CURRENT FINANCES DECEMBER 31, 1983	
Pensions & F. I. C. A.	40,000.00	REAL PROPERTY VALUATIONS		ASSETS	
Employee Fringe Benefits	41,600.00	Code Class # of Parcels % VAL'N		Cash Dec. 31, 1983	1,218,016.30
Other Statutory Expenditures	3,000.00	1 Vacant Land 3196 28.06	16,590,956.00	Taxes Receivable	199,729.22
CETA And Other Public Employment Programs		2 Residential 1254 55.19	32,626,318.00	Tax Title Liens	316,434.70
MUNICIPAL FUNCTIONS		3 Farm 95 4.34	2,566,813.00	Foreclosed Property	44,968.79
CAPITAL IMPROVEMENTS	*MEMO*	4a Commercial 53 2.64	1,562,050.00	Emergencies & Other Deferred Charges	
DEBT SERVICE		4b Industrial 28 9.76	5,772,525.00	State and Federal Aid Receivable	
Principal Payments	53,000.00	4c Apartments		Other Receivables	36,291.51
Interest Payments		Total	59,118,662.00	Total	1,815,440.52
DEFERRED CHARGES		Land Area 94.70 Sq. Miles		LIABILITIES, RESERVES, AND SURPLUS	
SCHOOL, COUNTY, SPECIAL DISTRICT TAXES		Net Valuation Taxable-Municipal	60,599,328	Cash Liabilities	608,610.74
RESERVE FOR UNCOLLECTED TAXES		Net Valuation Taxable-County	62,688,610	Reserves for Receivables	597,424.22
EXPENDITURES		State Equalized Valuation	68,275,001	Surplus Dec. 31, 1983	609,405.56
TOTAL	2,764,796.96	State Equalization Ratio	88.52	Total	1,815,440.52

0234
Population 1980 9,895
Population 1983 9,762
S & P Rating
Moody Rating A1

General Tax Rate Per \$100.
3.34
State Equalized Tax Rate
2.21

MAYWOOD BOROUGH – BERGEN COUNTY
Form of Government:
Borough Council
Number of Members on Governing Body – 6

PER CAPITA:
Gross Debt 104.40
Net Debt 92.52
Debt Service 14.15
Total Tax Levy 692.11
Municipal Expenditures 356.53
PER CENT:
Gross Debt .36
Net Debt .32
Tax Levy Collected 99.41
Tax Levy Cancelled, Abated or Adjusted

EXPENDITURES		REVENUES-REALIZED		1983 PROPERTY TAX	
GENERAL GOVERNMENT				STATE EQUALIZED TAX RATE \rightarrow	
Governing Body & Public Boards				Local District School Taxes 1.19	3,633,718.50
Municipal Clerk				Regional & Consolidated School Tax	
Financial Administration	16,400.00			School Taxes in Municipal Budget	
Assessment of Taxes	28,749.00			County Taxes .36	1,096,166.89
Collection of Taxes	53,725.00			County Library Taxes	
Planning, Housing & Development	11,360.00			Local Municipal Purpose Taxes .65	1,990,099.72
Human Resources				Veteran & Senior Citizen Taxes	111,950.00
Elections				Total Taxes for Rate Computation 2.20	6,831,935.11
General Administration (other)	254,072.91			Special District Taxes	
JUDICIARY				Bank Corp. Taxes	16,310.47
Municipal Courts	52,375.00			Added and Omitted Taxes	20,045.89
PUBLIC SAFETY				Total Taxes Levied - ABSTRACT	6,756,341.47
Fire Protection	120,847.00			Total Taxes Billed	6,756,623.98
Police Protection	886,047.81			1983 TAXES COLLECTED	6,716,920.67
Civil Defense & Disaster Control	2,300.00			1983 Taxes Cancelled, Abated or Adjusted	
Environmental Inspection & Control	35,977.00			Transfer to Tax Title Liens or Foreclosed	320.64
Other Public Safety	1,115.00			Balance Outstanding Dec. 31, 1983	39,382.67
PUBLIC WORKS				PRIOR YEARS TAXES OUTSTANDING	
Streets and Drainage	296,500.00			Balance January 1, 1983	46,605.95
Sewers and Sewage Processing	443,817.17			Collected in 1983	46,052.95
Garbage and Trash Disposal	247,306.00			Cancelled, Abated or Adjusted 1983	
Public Buildings and Grounds	132,723.00			Transfers to Tax Title Liens or Foreclosed	
Other Public Works	31,000.00			Balance December 31, 1983	553.00
HEALTH and WELFARE				TAX TITLE LIENS OUTSTANDING	
Health Services Except Environmental	40,415.00			Balance January 1, 1983	6,529.53
Welfare-Public Assistance	5,750.00			Transfer From Taxes	320.64
Hospitals, Clinics, First Aid	6,000.00			Redeemed in 1983	2,024.81
Animal, Insect, & Rodent Control				Cancelled, Abated or Adjusted (1983)	
Other Welfare Services	300.00			Transfers to Foreclosed Property	
RECREATION and CONSERVATION				Balance December 31, 1983	4,825.36
Beaches and Boardwalks				PROPERTY ACQUIRED BY DEED OR FORECLOSURE	
Parks, Playgrounds, Shade Trees	49,765.00			Balance January 1, 1983	365,119.00
Land Reclamation & Conservation				Transfers From Taxes or Liens	
Other Recreational Services	40,935.00			Sale for Cash (1983)	
EDUCATION (excluding schools)				Cancelled, Abated or Adjusted (1983)	
Libraries	145,000.00			Balance December 31, 1983	365,119.00
Other Educational Services				CURRENT FINANCES DECEMBER 31, 1983	
STATUTORY EXPENDITURES				ASSETS	
Pensions & F. I. C. A.	199,332.00			Cash Dec. 31, 1983	696,786.30
Employee Fringe Benefits	121,375.00			Taxes Receivable	39,935.67
Other Statutory Expenditures	10,000.00			Tax Title Liens	4,825.36
CETA And Other Public Employment Programs				Foreclosed Property	365,119.00
MUNICIPAL FUNCTIONS TOTAL	3,233,186.89			Emergencies & Other Deferred Charges	14,000.00
CAPITAL IMPROVEMENTS *MEMO*	15,000.00			State and Federal Aid Receivable	17,174.72
DEBT SERVICE				Other Receivables	10.00
Principal Payments	82,750.00			Total	1,137,851.05
Interest Payments	55,385.45			LIABILITIES, RESERVES, AND SURPLUS	
DEFERRED CHARGES	4,079.50			Cash Liabilities	483,305.27
SCHOOL, COUNTY, SPECIAL DISTRICT TAXES	4,729,885.39			Reserves for Receivables	409,890.03
RESERVE FOR UNCOLLECTED TAXES	105,000.00			Surplus Dec. 31, 1983	244,655.75
EXPENDITURES TOTAL	8,210,287.23			Total	1,137,851.05
		CAPITAL OUTLAY TOTAL			
		61,773.28			
		Public Enterprises			
		Recreation—Culture			
		53,615.28			
		Public Works			
		8,158.00			
		Buildings and Grounds			
		Library and Education			
		Conservation			
		All Other			
		CAPITAL DEBT AUTHORIZED, DECEMBER 31, 1983			
		ISSUED AND UNISSUED GROSS DEBT NET DEBT			
		School			
		57,027			
		Self-liquidating			
		905,146			
		Other			
		962,173			
		Total			
		903,170			
		903,170			
		ISSUED AND OUTSTANDING			
		School			
		57,027.00			
		Self-Liquidating			
		890,600.00			
		Other			
		947,627.00			
		Total			
		286,471,133			
		EQUALIZED VALUATION BASIS			
		FOR NET DEBT COMPUTATION			
		REAL PROPERTY VALUATIONS			
		Code Class # of Parcels % VAL'N		ASSESSED VALUATION	
		1 Vacant Land 64 .47		941,500.00	
		2 Residential 2727 76.08		152,400,100.00	
		3 Farm			
		4a Commercial 97 8.62		17,272,200.00	
		4b Industrial 26 10.75		21,530,000.00	
		4c Apartments 11 4.08		8,162,645.00	
		Total 2925		200,306,445.00	
		Land Area 1.30 Sq. Miles			
		Net Valuation Taxable-Municipal		201,734,374	
		Net Valuation Taxable-County		296,162,855	
		State Equalized Valuation		304,647,990	
		State Equalization Ratio		60.06	

0320

Population 1980 17,622
 Population 1983 18,714
 S & P Rating
 Moody Rating A

General Tax Rate Per \$100.
 3.63
 State Equalized Tax Rate
 2.25

MEDFORD TOWNSHIP – BURLINGTON CO.**Form of Government:****Council-Manager Plan E (OMCL 50)****Number of Members on Governing Body – 5****PER CAPITA:**

Gross Debt 1,065.35
 Net Debt 116.86
 Debt Service 23.87
 Total Tax Levy 678.75
 Municipal Expenditures 255.59

PER CENT:

Gross Debt 3.97
 Net Debt .44
 Tax Levy Collected 95.57
 Tax Levy Cancelled, Abated or Adjusted .21

EXPENDITURES		REVENUES-REALIZED		1983 PROPERTY TAX	
GENERAL GOVERNMENT				STATE EQUALIZED TAX RATE →	
Governing Body & Public Boards	11,000.00	1983 Property Taxes Collected	12,124,083.33	Local District School Taxes .87	4,766,097.00
Municipal Clerk	74,248.00	1983 Payments in Lieu of Taxes		Regional & Consolidated School Tax .53	2,888,090.50
Financial Administration	55,409.00	Delinquent Tax & Lien Collections	604,153.96	School Taxes in Municipal Budget	
Assessment of Taxes	210,130.00	Business Personalty Replacement Taxes	87,655.92	County Taxes .56	3,096,530.57
Collection of Taxes	39,266.00	Taxes from Public Utilities	1,338,177.00	County Library Taxes .03	174,360.10
Planning, Housing & Development	147,655.00	Other Miscellaneous Tax Revenues		Local Municipal Purpose Taxes .26	1,432,218.63
Human Resources	2,800.00	State Aid Revenues	126,695.69	Veteran & Senior Citizen Taxes	86,550.00
Elections		Federal Aid Revenues		Total Taxes for Rate Computation 2.25	12,443,846.80
General Administration (other)	340,729.00	State and Local Fiscal Assistance Act Utilized	113,717.05	Special District Taxes	
JUDICIARY		Sale of Acquired Property		Bank Corp. Taxes	19,332.16
Municipal Courts	43,131.00	Other Miscellaneous Revenues	957,120.15	Added and Omitted Taxes	325,467.52
PUBLIC SAFETY		Total	15,351,603.10	Total Taxes Levied - ABSTRACT	12,702,096.48
Fire Protection	61,670.00	Prior Years Surplus Appropriated	850,000.00	Total Taxes Billed	12,686,173.17
Police Protection	1,017,126.00	REVENUES TOTAL	16,201,603.10	1983 TAXES COLLECTED	12,124,083.33
Civil Defense & Disaster Control	1,850.00	Reserve For Uncollected Taxes	761,638.47	1983 Taxes Cancelled, Abated or Adjusted	26,038.88
Environmental Inspection & Control	62,526.00	CAPITAL OUTLAY TOTAL	1,449,130.60	Transfer to Tax Title Liens or Foreclosed	
Other Public Safety		Public Enterprises	778,715.56	Balance Outstanding Dec. 31, 1983	536,050.96
PUBLIC WORKS		Recreation—Culture	3,944.65	PRIOR YEARS TAXES OUTSTANDING	
Streets and Drainage	388,756.00	Public Works	532,115.92	Balance January 1, 1983	539,543.11
Sewers and Sewage Processing	263,816.00	Buildings and Grounds	131,319.52	Collected in 1983	517,854.17
Garbage and Trash Disposal	20,520.00	Library and Education	3,034.95	Cancelled, Abated or Adjusted 1983	4,218.98
Public Buildings and Grounds	126,765.00	Conservation		Transfers to Tax Title Liens or Foreclosed	16,521.81
Other Public Works	94,017.00	All Other		Balance December 31, 1983	948.15
HEALTH and WELFARE		CAPITAL DEBT AUTHORIZED, DECEMBER 31, 1983		TAX TITLE LIENS OUTSTANDING	
Health Services Except Environmental		ISSUED AND UNISSUED		Balance January 1, 1983	109,113.29
Welfare-Public Assistance	1,000.00	School	6,180,835	Transfer From Taxes	19,139.08
Hospitals, Clinics, First Aid		Self-liquidating	11,569,250	Redeemed in 1983	86,299.79
Animal, Insect, & Rodent Control	27,500.00	Other	2,186,850	Cancelled, Abated or Adjusted (1983)	78.77
Other Welfare Services	3,200.00	Total	19,936,935	Transfers to Foreclosed Property	
RECREATION and CONSERVATION		ISSUED AND OUTSTANDING		Balance December 31, 1983	41,873.81
Beaches and Boardwalks		School	6,074,942.87	PROPERTY ACQUIRED BY DEED OR	
Parks, Playgrounds, Shade Trees	87,469.00	Self-Liquidating	5,461,500.00	FORECLOSURE	
Land Reclamation & Conservation	1,350.00	Other	2,186,850.00	Balance January 1, 1983	105,100.00
Other Recreational Services	106,576.00	Total	13,723,292.87	Transfers From Taxes or Liens	
EDUCATION (excluding schools)		EQUALIZED VALUATION BASIS		Sale for Cash (1983)	
Libraries	7,500.00	FOR NET DEBT COMPUTATION	501,932,394	Cancelled, Abated or Adjusted (1983)	
Other Educational Services	500.00	REAL PROPERTY VALUATIONS		Balance December 31, 1983	105,100.00
STATUTORY EXPENDITURES		Code Class # of Parcels % VAL'N		CURRENT FINANCES DECEMBER 31, 1983	
Pensions & F. I. C. A.	250,404.00	1 Vacant Land 1229 5.16	17,391,200.00	ASSETS	
Employee Fringe Benefits	98,900.00	2 Residential 4861 80.48	271,055,700.00	Cash Dec. 31, 1983	5,329,708.69
Other Statutory Expenditures	1,000.00	3 Farm 297 2.11	7,114,400.00	Taxes Receivable	536,999.11
CETA And Other Public Employment Programs		4a Commercial 189 8.58	28,903,100.00	Tax Title Liens	41,873.81
MUNICIPAL FUNCTIONS		4b Industrial 8 .54	1,816,300.00	Foreclosed Property	105,100.00
CAPITAL IMPROVEMENTS *MEMO*		4c Apartments 5 3.12	10,519,900.00	Emergencies & Other Deferred Charges	168,060.00
DEBT SERVICE		Total 6589	336,800,600.00	State and Federal Aid Receivable	
Principal Payments	189,575.00	Land Area 40.29 Sq. Miles		Other Receivables	116,915.48
Interest Payments	257,074.85	Net Valuation Taxable-Municipal	340,984,585	Total	6,298,657.09
DEFERRED CHARGES		Net Valuation Taxable-County	521,711,954	LIABILITIES, RESERVES, AND SURPLUS	
SCHOOL, COUNTY, SPECIAL DISTRICT TAXES	10,925,078.17	State Equalized Valuation	546,448,677	Cash Liabilities	3,558,632.70
RESERVE FOR UNCOLLECTED TAXES	761,638.47	State Equalization Ratio	62.11	Reserves for Receivables	772,300.36
EXPENDITURES TOTAL	15,708,264.45			Surplus Dec. 31, 1983	1,967,724.03
				Total	6,298,657.09

0321
 Population 1980 **4,958**
 Population 1983 **5,105**
 S & P Rating
 Moody Rating **A1**

General Tax Rate Per \$100. **2.31**
 State Equalized Tax Rate **2.42**

MEDFORD LAKES BORO. - BURLINGTON CO.
Form of Government:
Council-Manager (1923)
Number of Members on Governing Body - 3

PER CAPITA:
 Gross Debt **493.29**
 Net Debt **212.47**
 Debt Service **15.58**
 Total Tax Levy **583.16**
 Municipal Expenditures **234.67**

PER CENT:
 Gross Debt **2.16**
 Net Debt **.93**
 Tax Levy Collected **97.67**
 Tax Levy Cancelled, Abated or Adjusted

EXPENDITURES		REVENUES-REALIZED		1983 PROPERTY TAX	
GENERAL GOVERNMENT		STATE EQUALIZED TAX RATE		STATE EQUALIZED TAX RATE	
Governing Body & Public Boards		1983 Property Taxes Collected	2,906,455.32	Local District School Taxes	.79 971,764.45
Municipal Clerk	8,000.00	1983 Payments in Lieu of Taxes		Regional & Consolidated School Tax	.65 792,532.44
Financial Administration	14,815.00	Delinquent Tax & Lien Collections	78,247.62	School Taxes in Municipal Budget	
Assessment of Taxes	1,800.00	Business Personalty Replacement Taxes	6,492.84	County Taxes	.57 701,133.14
Collection of Taxes	8,363.00	Taxes from Public Utilities	236,395.00	County Library Taxes	.03 39,228.46
Planning, Housing & Development		Other Miscellaneous Tax Revenues		Local Municipal Purpose Taxes	.38 466,187.65
Human Resources		State Aid Revenues	42,160.63	Veteran & Senior Citizen Taxes	32,400.00
Elections		Federal Aid Revenues		Total Taxes for Rate Computation	2.42 3,003,246.14
General Administration (other)	185,730.00	State and Local Fiscal Assistance Act Utilized	25,935.65	Special District Taxes	
JUDICIARY	16,300.00	Sale of Acquired Property		Bank Corp. Taxes	1,306.32
Municipal Courts		Other Miscellaneous Revenues	222,071.80	Added and Omitted Taxes	4,884.32
PUBLIC SAFETY		Total	3,517,758.86	Total Taxes Levied - ABSTRACT	2,977,036.78
Fire Protection	13,270.00	Prior Years Surplus Appropriated	220,500.00	Total Taxes Billed	2,975,931.25
Police Protection	258,060.00	REVENUES TOTAL	3,738,258.86	1983 TAXES COLLECTED	2,906,455.32
Civil Defense & Disaster Control	500.00	Reserve For Uncollected Taxes	144,809.38	1983 Taxes Cancelled, Abated or Adjusted	
Environmental Inspection & Control	10,259.00	CAPITAL OUTLAY TOTAL	334,493.34	Transfer to Tax Title Liens or Foreclosed	2,263.17
Other Public Safety				Balance Outstanding Dec. 31, 1983	67,212.76
PUBLIC WORKS	204,615.49	Public Enterprises	11,505.50	PRIOR YEARS TAXES OUTSTANDING	
Streets and Drainage		Recreation—Culture		Balance January 1, 1983	78,260.52
Sewers and Sewage Processing	84,500.00	Public Works	258,084.74	Collected in 1983	78,065.37
Garbage and Trash Disposal	12,500.00	Buildings and Grounds	64,903.10	Cancelled, Abated or Adjusted 1983	175.00
Public Buildings and Grounds	36,500.00	Library and Education		Transfers to Tax Title Liens or Foreclosed	20.15
Other Public Works		Conservation		Balance December 31, 1983	
HEALTH and WELFARE	850.00	All Other		TAX TITLE LIENS OUTSTANDING	
Health Services Except Environmental	2,553.00	CAPITAL DEBT AUTHORIZED, DECEMBER 31, 1983		Balance January 1, 1983	7,367.12
Welfare-Public Assistance		ISSUED AND UNISSUED		Transfer From Taxes	2,317.82
Hospitals, Clinics, First Aid		School	1,101,694	Redeemed in 1983	182.25
Animal, Insect, & Rodent Control		Self-liquidating	331,900	Cancelled, Abated or Adjusted (1983)	
Other Welfare Services		Other	1,084,650	Transfers to Foreclosed Property	
RECREATION and CONSERVATION		Total	2,518,244	Balance December 31, 1983	9,502.69
Beaches and Boardwalks		ISSUED AND OUTSTANDING		PROPERTY ACQUIRED BY DEED OR FORECLOSURE	
Parks, Playgrounds, Shade Trees	300.00	School	919,018.21	Balance January 1, 1983	
Land Reclamation & Conservation		Self-Liquidating	331,900.00	Transfers From Taxes or Liens	
Other Recreational Services		Other	991,650.00	Sale for Cash (1983)	
EDUCATION (excluding schools)		Total	2,242,568.21	Cancelled, Abated or Adjusted (1983)	
Libraries		EQUALIZED VALUATION BASIS		Balance December 31, 1983	
Other Educational Services		FOR NET DEBT COMPUTATION	116,498,332	CURRENT FINANCES DECEMBER 31, 1983	
STATUTORY EXPENDITURES	65,000.00	REAL PROPERTY VALUATIONS		ASSETS	
Pensions & F. I. C. A.	34,000.00	Code Class # of Parcels % VAL'N		Cash Dec. 31, 1983	1,364,019.22
Employee Fringe Benefits	5,000.00	1 Vacant Land 57 .57		Taxes Receivable	67,212.76
Other Statutory Expenditures		2 Residential 1510 97.54		Tax Title Liens	9,502.69
CETA And Other Public Employment Programs		3 Farm		Foreclosed Property	
MUNICIPAL FUNCTIONS	962,915.49	4a Commercial 16 1.88		Emergencies & Other Deferred Charges	15,720.00
CAPITAL IMPROVEMENTS	15,000.00	4b Industrial		State and Federal Aid Receivable	
DEBT SERVICE		4c Apartments		Other Receivables	32,469.57
Principal Payments	29,600.00	Total 1583		Total	1,488,924.24
Interest Payments	49,937.75	Land Area 1.25 Sq. Miles		LIABILITIES, RESERVES, AND SURPLUS	
DEFERRED CHARGES	10,703.89	Net Valuation Taxable-Municipal	128,783,965	Cash Liabilities	729,661.92
SCHOOL, COUNTY, SPECIAL DISTRICT TAXES	2,504,658.49	Net Valuation Taxable-County	117,377,508	Reserves for Receivables	109,185.02
RESERVE FOR UNCOLLECTED TAXES	144,307.38	State Equalized Valuation	122,730,301	Surplus Dec. 31, 1983	650,077.30
EXPENDITURES TOTAL	3,702,625.00	State Equalization Ratio	104.95	Total	1,488,924.24

1418
Population 1980 4,899
Population 1983 5,005
S & P Rating
Moody Rating AA

General Tax Rate Per \$100.
3.57
State Equalized Tax Rate
2.09

MENDHAM BOROUGH – MORRIS COUNTY
Form of Government:
Borough Council
Number of Members on Governing Body – 6

PER CAPITA:
Gross Debt 746.64
Net Debt 356.39
Debt Service 34.59
Total Tax Levy 1,033.55
Municipal Expenditures 353.40

PER CENT:
Gross Debt 1.74
Net Debt .83
Tax Levy Collected 98.37
Tax Levy Cancelled, Abated or Adjusted .55

EXPENDITURES		REVENUES-REALIZED		1983 PROPERTY TAX	
GENERAL GOVERNMENT				STATE EQUALIZED TAX RATE →	
Governing Body & Public Boards		1983 Property Taxes Collected	5,099,239.68	Local District School Taxes .74	1,801,653.75
Municipal Clerk		1983 Payments in Lieu of Taxes		Regional & Consolidated School Tax .66	1,598,136.87
Financial Administration	33,425.00	Delinquent Tax & Lien Collections	76,786.49	School Taxes in Municipal Budget	
Assessment of Taxes	12,959.00	Business Personalty Replacement Taxes	47,001.72	County Taxes .36	864,291.76
Collection of Taxes	18,365.00	Taxes from Public Utilities	337,843.52	County Library Taxes .01	32,532.89
Planning, Housing & Development	31,445.00	Other Miscellaneous Tax Revenues		Local Municipal Purpose Taxes .32	778,372.22
Human Resources		State Aid Revenues	31,933.53	Veteran & Senior Citizen Taxes	25,900.00
Elections		Federal Aid Revenues	36,376.06	Total Taxes for Rate Computation 2.09	5,100,887.49
General Administration (other)	168,848.92	State and Local Fiscal Assistance Act Utilized		Special District Taxes	
JUDICIARY		Sale of Acquired Property		Bank Corp. Taxes	
Municipal Courts	17,649.00	Other Miscellaneous Revenues	346,169.75	Added and Omitted Taxes	97,911.73
PUBLIC SAFETY		Total	5,975,350.75	Total Taxes Levied - ABSTRACT	5,172,899.22
Fire Protection	18,950.00	Prior Years Surplus Appropriated	522,289.00	Total Taxes Billed	5,183,864.22
Police Protection	434,930.00	REVENUES TOTAL	6,497,639.75	1983 TAXES COLLECTED	5,099,239.68
Civil Defense & Disaster Control	668.00	Reserve For Uncollected Taxes	227,039.41	1983 Taxes Cancelled, Abated or Adjusted	28,581.42
Environmental Inspection & Control	72,435.00	CAPITAL OUTLAY	TOTAL	Transfer to Tax Title Liens or Foreclosed Balance Outstanding Dec. 31, 1983	56,043.12
Other Public Safety			351,991.93	PRIOR YEARS TAXES OUTSTANDING	
PUBLIC WORKS		Public Enterprises	268,631.36	Balance January 1, 1983	108,057.25
Streets and Drainage	268,830.24	Recreation—Culture		Collected in 1983	76,786.49
Sewers and Sewage Processing		Public Works	4,052.82	Cancelled, Abated or Adjusted 1983	275.99
Garbage and Trash Disposal		Buildings and Grounds	79,307.75	Transfers to Tax Title Liens or Foreclosed Balance December 31, 1983	30,994.77
Public Buildings and Grounds	52,098.00	Library and Education		TAX TITLE LIENS OUTSTANDING	
Other Public Works	8,263.94	Conservation		Balance January 1, 1983	
HEALTH and WELFARE		All Other		Transfer From Taxes	
Health Services Except Environmental	14,451.00	CAPITAL DEBT AUTHORIZED, DECEMBER 31, 1983		Redeemed in 1983	
Welfare-Public Assistance	13,320.00	ISSUED AND UNISSUED	GROSS DEBT	Cancelled, Abated or Adjusted (1983)	
Hospitals, Clinics, First Aid		School	1,171,162	Transfers to Foreclosed Property	
Animal, Insect, & Rodent Control	2,000.00	Self-liquidating	1,150,250	Balance December 31, 1983	
Other Welfare Services		Other	1,415,500	PROPERTY ACQUIRED BY DEED OR FORECLOSURE	
RECREATION and CONSERVATION		Total	3,736,912	Balance January 1, 1983	2,900.00
Beaches and Boardwalks		ISSUED AND OUTSTANDING		Transfers From Taxes or Liens	
Parks, Playgrounds, Shade Trees	52,889.00	School	1,171,162.26	Sale for Cash (1983)	
Land Reclamation & Conservation	695.00	Self-Liquidating	1,150,250.00	Cancelled, Abated or Adjusted (1983)	
Other Recreational Services		Other	1,330,500.00	Balance December 31, 1983	2,900.00
EDUCATION (excluding schools)		Total	3,651,912.26	CURRENT FINANCES DECEMBER 31, 1983	
Libraries	8,500.00	EQUALIZED VALUATION BASIS		ASSETS	
Other Educational Services	11,000.00	FOR NET DEBT COMPUTATION	214,169,652	Cash Dec. 31, 1983	994,997.91
STATUTORY EXPENDITURES		REAL PROPERTY VALUATIONS		Taxes Receivable	87,037.89
Pensions & F. I. C. A.	87,520.42	Code Class # of Parcels % VAL'N	ASSESSED VALUATION	Tax Title Liens	
Employee Fringe Benefits	33,390.62	1 Vacant Land 159 4.26	6,002,900.00	Foreclosed Property	2,900.00
Other Statutory Expenditures	500.00	2 Residential 1390 85.91	120,994,100.00	Emergencies & Other Deferred Charges	32,500.00
CETA And Other Public Employment Programs		3 Farm 69 2.55	3,592,700.00	State and Federal Aid Receivable	1,877.50
MUNICIPAL FUNCTIONS		4a Commercial 44 6.92	9,747,500.00	Other Receivables	885.00
CAPITAL IMPROVEMENTS *MEMO*	101,000.00	4b Industrial		Total	1,120,198.30
DEBT SERVICE		4c Apartments 4 .35	498,200.00	LIABILITIES, RESERVES, AND SURPLUS	
Principal Payments	118,000.00	Total 1666	140,835,400.00	Cash Liabilities	169,745.61
Interest Payments	55,098.19	Land Area 6.00 Sq. Miles		Reserves for Receivables	90,822.89
DEFERRED CHARGES		Net Valuation Taxable-Municipal	142,463,655	Surplus Dec. 31, 1983	859,629.80
SCHOOL, COUNTY, SPECIAL DISTRICT TAXES	4,296,615.27	Net Valuation Taxable-County	241,291,307	Total	1,120,198.30
RESERVE FOR UNCOLLECTED TAXES	227,039.41	State Equalized Valuation	241,961,702		
EXPENDITURES TOTAL	6,065,386.01	State Equalization Ratio	58.60		

1419
Population 1980 4,488
Population 1983 4,523
S & P Rating
Moody Rating AA

General Tax Rate Per \$100. 4.08
State Equalized Tax Rate 2.14

MENDHAM TOWNSHIP – MORRIS COUNTY
Form of Government:
Township Committee
Number of Members on Governing Body – 5

PER CAPITA:
Gross Debt 736.72
Net Debt 363.42
Debt Service 62.54
Total Tax Levy 1,342.79
Municipal Expenditures 540.78

PER CENT:
Gross Debt 1.28
Net Debt .63
Tax Levy Collected 96.48
Tax Levy Cancelled, Abated or Adjusted .28

EXPENDITURES		REVENUES-REALIZED		1983 PROPERTY TAX	
GENERAL GOVERNMENT				STATE EQUALIZED TAX RATE	
Governing Body & Public Boards		1983 Property Taxes Collected	5,871,248.80	Local District School Taxes .65	1,837,893.50
Municipal Clerk	13,195.00	1983 Payments in Lieu of Taxes		Regional & Consolidated School Tax .71	2,013,278.84
Financial Administration	12,343.00	Delinquent Tax & Lien Collections	158,672.51	School Taxes in Municipal Budget	
Assessment of Taxes	29,757.00	Business Personalty Replacement Taxes	14,448.16	County Taxes .35	992,729.89
Collection of Taxes	24,740.00	Taxes from Public Utilities	368,232.00	County Library Taxes .01	37,367.67
Planning, Housing & Development	1,500.00	Other Miscellaneous Tax Revenues		Local Municipal Purpose Taxes .40	1,137,451.16
Human Resources		State Aid Revenues	27,100.49	Veteran & Senior Citizen Taxes	20,000.00
Elections		Federal Aid Revenues		Total Taxes for Rate Computation 2.12	6,038,721.06
General Administration (other)	342,291.17	State and Local Fiscal Assistance Act Utilized	22,752.94	Special District Taxes	
JUDICIARY		Sale of Acquired Property		Bank Corp. Taxes	2,117.05
Municipal Courts	17,394.00	Other Miscellaneous Revenues	258,818.22	Added and Omitted Taxes	52,615.26
PUBLIC SAFETY		Total	6,721,273.12	Total Taxes Levied - ABSTRACT	6,073,453.37
Fire Protection	40,960.00	Prior Years Surplus Appropriated	579,815.26	Total Taxes Billed	6,085,746.55
Police Protection	453,321.00	REVENUES TOTAL	7,301,088.38	1983 TAXES COLLECTED	5,871,248.80
Civil Defense & Disaster Control	500.00	Reserve For Uncollected Taxes	401,298.63	1983 Taxes Cancelled, Abated or Adjusted	17,249.22
Environmental Inspection & Control	24,625.00			Transfer to Tax Title Liens or Foreclosed	14,777.76
Other Public Safety		CAPITAL OUTLAY TOTAL	320,259.87	Balance Outstanding Dec. 31, 1983	182,470.77
PUBLIC WORKS				PRIOR YEARS TAXES OUTSTANDING	
Streets and Drainage	441,298.94	Public Enterprises		Balance January 1, 1983	151,808.18
Sewers and Sewage Processing		Recreation--Culture	55.79	Collected in 1983	144,275.39
Garbage and Trash Disposal	18,500.00	Public Works	148,004.36	Cancelled, Abated or Adjusted 1983	
Public Buildings and Grounds	72,110.00	Buildings and Grounds	172,199.72	Transfers to Tax Title Liens or Foreclosed	6,284.08
Other Public Works	40,000.00	Library and Education		Balance December 31, 1983	1,248.71
HEALTH and WELFARE		Conservation		TAX TITLE LIENS OUTSTANDING	
Health Services Except Environmental	21,684.00	All Other		Balance January 1, 1983	34,663.61
Welfare-Public Assistance	1,500.00			Transfer From Taxes	22,532.64
Hospitals, Clinics, First Aid	350.00	CAPITAL DEBT AUTHORIZED, DECEMBER 31, 1983		Redeemed in 1983	14,397.12
Animal, Insect, & Rodent Control	2,465.00	ISSUED AND UNISSUED		Cancelled, Abated or Adjusted (1983)	
Other Welfare Services		School	1,688,429	Transfers to Foreclosed Property	
RECREATION and CONSERVATION		Self-liquidating		Balance December 31, 1983	42,799.13
Beaches and Boardwalks		Other	1,643,736	PROPERTY ACQUIRED BY DEED OR	
Parks, Playgrounds, Shade Trees		Total	3,332,166	FORECLOSURE	
Land Reclamation & Conservation	850.00	ISSUED AND OUTSTANDING		Balance January 1, 1983	
Other Recreational Services	12,200.00	School	1,688,429.67	Transfers From Taxes or Liens	
EDUCATION (excluding schools)		Self-Liquidating		Sale for Cash (1983)	
Libraries	10,300.00	Other	1,643,000.00	Cancelled, Abated or Adjusted (1983)	
Other Educational Services	150.00	Total	3,331,429.67	Balance December 31, 1983	
STATUTORY EXPENDITURES		EQUALIZED VALUATION BASIS		CURRENT FINANCES DECEMBER 31, 1983	
Pensions & F. I. C. A.	127,000.00	FOR NET DEBT COMPUTATION	260,959,614	ASSETS	
Employee Fringe Benefits	34,400.00	REAL PROPERTY VALUATIONS		Cash Dec. 31, 1983	962,427.92
Other Statutory Expenditures	1,969.82	Code Class # of Parcels % VAL'N		Taxes Receivable	183,719.48
CETA And Other Public Employment Programs		1 Vacant Land 189 4.84	7,106,000.00	Tax Title Liens	42,799.13
MUNICIPAL FUNCTIONS		2 Residential 1325 89.31	131,165,900.00	Foreclosed Property	
CAPITAL IMPROVEMENTS *MEMO*	1,751,403.93	3 Farm 112 3.35	4,924,100.00	Emergencies & Other Deferred Charges	80,099.99
DEBT SERVICE		4a Commercial 8 2.50	3,673,000.00	State and Federal Aid Receivable	3,183.69
Principal Payments	145,000.00	4b Industrial		Other Receivables	1,165.74
Interest Payments	137,872.48	4c Apartments		Total	1,273,395.95
DEFERRED CHARGES		Total 1634	146,869,000.00	LIABILITIES, RESERVES, AND SURPLUS	
SCHOOL, COUNTY, SPECIAL DISTRICT TAXES	10,394.51	Land Area 17.60 Sq. Miles		Cash Liabilities	336,598.81
RESERVE FOR UNCOLLECTED TAXES	4,881,269.90	Net Valuation Taxable-Municipal	147,870,865	Reserves for Receivables	227,684.35
EXPENDITURES TOTAL	7,327,239.45	Net Valuation Taxable-County	276,704,800	Surplus Dec. 31, 1983	709,112.79
		State Equalized Valuation	281,446,776	Total	1,273,395.95
		State Equalization Ratio	52.37		

0424

Population 1980 3,972
 Population 1983 3,937
 S & P Rating
 Moody Rating BAA1

General Tax Rate Per \$100.
 7.79
 State Equalized Tax Rate
 3.32

MERCHANTVILLE BOROUGH – CAMDEN CO.
Form of Government:
Borough Council
Number of Members on Governing Body – 6

PER CAPITA:
 Gross Debt 189.57
 Net Debt 56.66
 Debt Service 30.78
 Total Tax Levy 669.34
 Municipal Expenditures 363.25

PER CENT:
 Gross Debt 1.11
 Net Debt .34
 Tax Levy Collected 97.60
 Tax Levy Cancelled, Abated
 or Adjusted

EXPENDITURES		REVENUES-REALIZED		1983 PROPERTY TAX	
GENERAL GOVERNMENT				STATE EQUALIZED TAX RATE \rightarrow	
Governing Body & Public Boards				Local District School Taxes 1.49	1,170,953.00
Municipal Clerk				Regional & Consolidated School Tax	
Financial Administration	17,070.00	1983 Property Taxes Collected	2,553,855.80	School Taxes in Municipal Budget	
Assessment of Taxes	37,880.00	1983 Payments in Lieu of Taxes		County Taxes 1.07 *	841,603.11
Collection of Taxes	11,500.83	Delinquent Tax & Lien Collections	36,480.49	County Library Taxes .02	18,482.57
Planning, Housing & Development	7,725.00	Business Personalty Replacement Taxes	29,519.12	Local Municipal Purpose Taxes .74	580,500.00
Human Resources		Taxes from Public Utilities	318,619.00	Veteran & Senior Citizen Taxes	42,900.00
Elections	3,366.45	Other Miscellaneous Tax Revenues		Total Taxes for Rate Computation 3.32	2,654,438.68
General Administration (other)	146,203.72	State Aid Revenues	53,993.65	Special District Taxes	
JUDICIARY		Federal Aid Revenues	16,900.00	Bank Corp. Taxes	19,363.80
Municipal Courts	7,055.00	State and Local Fiscal Assistance Act Utilized		Added and Omitted Taxes	4,301.21
PUBLIC SAFETY		Sale of Acquired Property		Total Taxes Levied - ABSTRACT	2,635,203.69
Fire Protection	44,528.00	Other Miscellaneous Revenues	317,011.31	Total Taxes Billed	2,616,638.11
Police Protection	370,501.67	Total	3,326,379.37	1983 TAXES COLLECTED	2,553,855.80
Civil Defense & Disaster Control	80.00	Prior Years Surplus Appropriated	136,000.00	1983 Taxes Cancelled, Abated or Adjusted	
Environmental Inspection & Control	250.00	REVENUES TOTAL	3,462,379.37	Transfer to Tax Title Liens or Foreclosed	7,068.79
Other Public Safety		Reserve For Uncollected Taxes	48,413.04	Balance Outstanding Dec. 31, 1983	55,713.52
PUBLIC WORKS		CAPITAL OUTLAY TOTAL	35,725.58	PRIOR YEARS TAXES OUTSTANDING	
Streets and Drainage	64,621.65			Balance January 1, 1983	42,747.49
Sewers and Sewage Processing	180,313.02	Public Enterprises		Collected in 1983	36,480.49
Garbage and Trash Disposal	138,722.00	Recreation—Culture	24,248.60	Cancelled, Abated or Adjusted 1983	
Public Buildings and Grounds	27,818.94	Public Works	11,476.98	Transfers to Tax Title Liens or Foreclosed	5,536.63
Other Public Works		Buildings and Grounds		Balance December 31, 1983	730.37
HEALTH and WELFARE		Library and Education		TAX TITLE LIENS OUTSTANDING	
Health Services Except Environmental	854.00	Conservation		Balance January 1, 1983	3,099.57
Welfare-Public Assistance	4,940.00	All Other		Transfer From Taxes	13,451.26
Hospitals, Clinics, First Aid		CAPITAL DEBT AUTHORIZED, DECEMBER 31, 1983		Redeemed in 1983	
Animal, Insect, & Rodent Control		ISSUED AND UNISSUED	GROSS DEBT	Cancelled, Abated or Adjusted (1983)	
Other Welfare Services		School	65,000	Transfers to Foreclosed Property	
RECREATION and CONSERVATION		Self-liquidating	125,411	Balance December 31, 1983	16,550.83
Beaches and Boardwalks		Other	555,943	PROPERTY ACQUIRED BY DEED OR	
Parks, Playgrounds, Shade Trees	13,585.00	Total	746,354	FORECLOSURE	
Land Reclamation & Conservation				Balance January 1, 1983	350.00
Other Recreational Services	8,700.00	ISSUED AND OUTSTANDING		Transfers From Taxes or Liens	
EDUCATION (excluding schools)		School		Sale for Cash (1983)	
Libraries		Self-Liquidating	125,411.40	Cancelled, Abated or Adjusted (1983)	
Other Educational Services	150.00	Other	479,000.00	Balance December 31, 1983	350.00
STATUTORY EXPENDITURES		Total	604,411.40	CURRENT FINANCES DECEMBER 31, 1983	
Pensions & F. I. C. A.	111,198.62	EQUALIZED VALUATION BASIS		ASSETS	
Employee Fringe Benefits	37,624.72	FOR NET DEBT COMPUTATION	67,373,025	Cash Dec. 31, 1983	275,159.92
Other Statutory Expenditures	4,100.00	REAL PROPERTY VALUATIONS		Taxes Receivable	56,443.89
CETA And Other Public Employment Programs		Code Class # of Parcels % VAL'N	ASSESSED VALUATION	Tax Title Liens	16,550.83
MUNICIPAL FUNCTIONS TOTAL	1,240,788.62	1 Vacant Land 80 1.23	381,900.00	Foreclosed Property	350.00
CAPITAL IMPROVEMENTS *MEMO*	15,000.00	2 Residential 1050 77.64	24,131,250.00	Emergencies & Other Deferred Charges	39,200.00
DEBT SERVICE		3 Farm		State and Federal Aid Receivable	
Principal Payments	68,200.00	4a Commercial 83 13.74	4,271,750.00	Other Receivables	25,019.63
Interest Payments	52,976.00	4b Industrial		Total	412,724.27
DEFERRED CHARGES	19,722.34	4c Apartments 20 7.39	2,295,550.00	LIABILITIES, RESERVES, AND SURPLUS	
SCHOOL, COUNTY, SPECIAL DISTRICT TAXES	2,031,038.68	Total 1233	31,080,450.00	Cash Liabilities	129,151.95
RESERVE FOR UNCOLLECTED TAXES	48,413.04	Land Area .61 Sq. Miles		Reserves for Receivables	98,364.35
EXPENDITURES TOTAL	3,461,138.68	Net Valuation Taxable-Municipal	33,555,989	Surplus Dec. 31, 1983	185,207.97
		Net Valuation Taxable-County	71,685,110	Total	412,724.27
		State Equalized Valuation	75,470,724		
		State Equalization Ratio	42.58		

1210
Population 1980 13,762
Population 1983 13,446
S & P Rating A
Moody Rating AAA

General Tax Rate Per \$100. 2.64
State Equalized Tax Rate 2.83

METUCHEN BOROUGH - MIDDLESEX CO.
Form of Government:
Borough Council
Number of Members on Governing Body - 6

PER CAPITA:
Gross Debt 473.44
Net Debt 399.30
Debt Service 61.26
Total Tax Levy 886.16
Municipal Expenditures 379.54

PER CENT:
Gross Debt 1.68
Net Debt 1.41
Tax Levy Collected 95.80
Tax Levy Cancelled, Abated or Adjusted 1.70

EXPENDITURES		REVENUES-REALIZED		1983 PROPERTY TAX	
GENERAL GOVERNMENT				STATE EQUALIZED TAX RATE → 1.52	
Governing Body & Public Boards		1983 Property Taxes Collected	11,402,374.66	Local District School Taxes	6,391,289.42
Municipal Clerk		1983 Payments in Lieu of Taxes		Regional & Consolidated School Tax	
Financial Administration	10,800.00	Delinquent Tax & Lien Collections	251,024.38	School Taxes in Municipal Budget	
Assessment of Taxes	7,850.00	Business Personalty Replacement Taxes	296,771.16	County Taxes	2,651,098.91
Collection of Taxes	65,990.00	Taxes from Public Utilities	914,799.00	County Library Taxes	
Planning, Housing & Development	26,200.00	Other Miscellaneous Tax Revenues		Local Municipal Purpose Taxes	2,849,000.10
Human Resources	16,000.00	State Aid Revenues	165,816.31	Veteran & Senior Citizen Taxes	138,250.00
Elections	6,100.00	Federal Aid Revenues		Total Taxes for Rate Computation	12,029,638.43
General Administration (other)	285,814.00	State and Local Fiscal Assistance Act Utilized	80,919.00	Special District Taxes	
JUDICIARY		Sale of Acquired Property		Bank Corp. Taxes	13,407.16
Municipal Courts	42,672.00	Other Miscellaneous Revenues	690,651.72	Added and Omitted Taxes	10,516.41
PUBLIC SAFETY		Total	13,802,356.23	Total Taxes Levied - ABSTRACT	11,915,312.00
Fire Protection	154,545.00	Prior Years Surplus Appropriated	72,411.63	Total Taxes Billed	11,902,005.51
Police Protection	1,142,076.00	REVENUES TOTAL	13,874,767.86	1983 TAXES COLLECTED	11,402,374.66
Civil Defense & Disaster Control	3,950.00	Reserve For Uncollected Taxes	320,000.00	1983 Taxes Cancelled, Abated or Adjusted	202,886.32
Environmental Inspection & Control	26,650.00	CAPITAL OUTLAY TOTAL	133,721.62	Transfer to Tax Title Liens or Foreclosed	14,565.68
Other Public Safety				Balance Outstanding Dec. 31, 1983	282,176.85
PUBLIC WORKS				PRIOR YEARS TAXES OUTSTANDING	
Streets and Drainage	396,825.00	Public Enterprises		Balance January 1, 1983	256,993.97
Sewers and Sewage Processing	460,029.00	Recreation—Culture		Collected in 1983	248,338.12
Gorbage and Trash Disposal	347,078.00	Public Works	125,204.46	Cancelled, Abated or Adjusted 1983	442.02
Public Buildings and Grounds	105,200.00	Buildings and Grounds	8,517.16	Transfers to Tax Title Liens or Foreclosed	4,302.82
Other Public Works		Library and Education		Balance December 31, 1983	3,911.01
HEALTH and WELFARE		Conservation		TAX TITLE LIENS OUTSTANDING	
Health Services Except Environmental	29,347.00	All Other		Balance January 1, 1983	29,552.49
Welfare-Public Assistance	21,465.00	CAPITAL DEBT AUTHORIZED, DECEMBER 31, 1983		Transfer From Taxes	19,057.62
Hospitals, Clinics, First Aid		ISSUED AND UNISSUED		Redeemed in 1983	2,686.26
Animal, Insect, & Rodent Control		School	485,000	Cancelled, Abated or Adjusted (1983)	
Other Welfare Services		Self-liquidating	553,000	Transfers to Foreclosed Property	
RECREATION and CONSERVATION		Other	5,327,874	Balance December 31, 1983	45,923.85
Beaches and Boardwalks		Total	6,365,874	PROPERTY ACQUIRED BY DEED OR FORECLOSURE	
Parks, Playgrounds, Shade Trees	92,350.00	ISSUED AND OUTSTANDING		Balance January 1, 1983	78,800.00
Land Reclamation & Conservation	16,812.47	School	485,000.00	Transfers From Taxes or Liens	
Other Recreational Services	50,350.00	Self-Liquidating	553,000.00	Sale for Cash (1983)	63,000.00
EDUCATION (excluding schools)		Other	4,499,500.00	Cancelled, Abated or Adjusted (1983)	
Libraries	159,796.00	Total	5,537,500.00	Balance December 31, 1983	15,800.00
Other Educational Services		EQUALIZED VALUATION BASIS FOR NET DEBT COMPUTATION	379,689,473	CURRENT FINANCES DECEMBER 31, 1983	
STATUTORY EXPENDITURES		REAL PROPERTY VALUATIONS		ASSETS	
Pensions & F. I. C. A.	312,524.58	Code Class # of Parcels % VAL'N		Cash Dec. 31, 1983	847,775.43
Employee Fringe Benefits	127,074.78	1 Vacant Land 161 1.42		Taxes Receivable	286,089.86
Other Statutory Expenditures		2 Residential 4231 80.30		Tax Title Liens	45,923.85
CETA And Other Public Employment Programs		3 Farm 199 9.59		Foreclosed Property	15,800.00
MUNICIPAL FUNCTIONS		4a Commercial 54 6.62		Emergencies & Other Deferred Charges	106,657.01
CAPITAL IMPROVEMENTS		4b Industrial 18 2.06		State and Federal Aid Receivable	598.57
DEBT SERVICE		4c Apartments 4663		Other Receivables	23,111.47
Principal Payments	408,000.00	Total	437,888,100.00	Total	1,325,956.19
Interest Payments	415,749.90	Land Area 2.75 Sq. Miles		LIABILITIES, RESERVES, AND SURPLUS	
DEFERRED CHARGES		Net Valuation Taxable-Municipal	450,435,193	Cash Liabilities	754,017.46
SCHOOL, COUNTY, SPECIAL DISTRICT TAXES	9,042,388.33	Net Valuation Taxable-County	451,824,553	Reserves for Receivables	355,525.18
RESERVE FOR UNCOLLECTED TAXES	320,000.00	State Equalized Valuation	422,059,986	Surplus Dec. 31, 1983	216,413.55
EXPENDITURES		State Equalization Ratio	107.07	Total	1,325,956.19
TOTAL	14,145,662.54				

0506

Population 1980 **11,373**
 Population 1983 **12,186**
 S & P Rating
 Moody Rating

General Tax Rate Per \$100.

3.14

State Equalized Tax Rate

2.17**MIDDLE TOWNSHIP – CAPE MAY COUNTY****Form of Government:****Township Committee****Number of Members on Governing Body – 3**

PER CAPITA:

Gross Debt **183.33**
 Net Debt **60.48**
 Debt Service **7.64**
 Total Tax Levy **567.86**
 Municipal Expenditures **384.68**

PER CENT:

Gross Debt **.79**
 Net Debt **.26**
 Tax Levy Collected **90.57**
 Tax Levy Cancelled, Abated
 or Adjusted **.13**

EXPENDITURES		REVENUES-REALIZED		1983 PROPERTY TAX	
GENERAL GOVERNMENT				STATE EQUALIZED TAX RATE →	
Governing Body & Public Boards		1983 Property Taxes Collected	6,260,934.78	Local District School Taxes 1.58	4,799,847.00
Municipal Clerk		1983 Payments in Lieu of Taxes		Regional & Consolidated School Tax	
Financial Administration	119,000.00	Delinquent Tax & Lien Collections	624,359.02	School Taxes in Municipal Budget	
Assessment of Taxes	359,100.00	Business Personalty Replacement Taxes	96,298.76	County Taxes .41	1,244,400.87
Collection of Taxes	140,500.00	Taxes from Public Utilities	1,949,305.00	County Library Taxes .02	75,427.82
Planning, Housing & Development	34,000.00	Other Miscellaneous Tax Revenues	73,162.00	Local Municipal Purpose Taxes .16	474,710.18
Human Resources		State Aid Revenues	71,272.90	Veteran & Senior Citizen Taxes	186,000.00
Elections	800.00	Federal Aid Revenues		Total Taxes for Rate Computation 2.17	6,780,385.87
General Administration (other)	466,500.00	State and Local Fiscal Assistance Act Utilized	57,349.52	Special District Taxes	258,941.00
JUDICIARY		Sale of Acquired Property	4,743.00	Bank Corp. Taxes	9,936.47
Municipal Courts	68,700.00	Other Miscellaneous Revenues	535,087.31	Added and Omitted Taxes	56,653.11
PUBLIC SAFETY		Total	9,672,512.29	Total Taxes Levied - ABSTRACT	6,919,916.45
Fire Protection	2,000.00	Prior Years Surplus Appropriated	735,348.00	Total Taxes Billed	6,912,600.15
Police Protection	1,120,400.00	REVENUES TOTAL	10,407,860.29	1983 TAXES COLLECTED	6,260,934.78
Civil Defense & Disaster Control	5,160.00	Reserve For Uncollected Taxes	687,269.01	1983 Taxes Cancelled, Abated or Adjusted	9,158.08
Environmental Inspection & Control	69,100.00	CAPITAL OUTLAY TOTAL	59,191.43	Transfer to Tax Title Liens or Foreclosed	48,586.19
Other Public Safety		Public Enterprises		Balance Outstanding Dec. 31, 1983	593,921.10
PUBLIC WORKS		Recreation—Culture	243.00	PRIOR YEARS TAXES OUTSTANDING	
Streets and Drainage	482,000.00	Public Works	56,621.68	Balance January 1, 1983	555,101.02
Sewers and Sewage Processing	16,700.00	Buildings and Grounds	2,326.75	Collected in 1983	528,333.68
Garbage and Trash Disposal	239,700.00	Library and Education		Cancelled, Abated or Adjusted 1983	1,346.35
Public Buildings and Grounds	92,400.00	Conservation		Transfers to Tax Title Liens or Foreclosed	18,514.24
Other Public Works	93,000.00	All Other		Balance December 31, 1983	6,906.75
HEALTH and WELFARE		CAPITAL DEBT AUTHORIZED, DECEMBER 31, 1983		TAX TITLE LIENS OUTSTANDING	
Health Services Except Environmental	6,100.00	ISSUED AND UNISSUED GROSS DEBT		Balance January 1, 1983	154,677.09
Welfare-Public Assistance	16,150.00	School	1,497,000	Transfer From Taxes	69,377.88
Hospitals, Clinics, First Aid	1,000.00	Self-liquidating	737,000	Redeemed in 1983	96,025.34
Animal, Insect, & Rodent Control	35,180.00	Other	737,000	Cancelled, Abated or Adjusted (1983)	1,086.21
Other Welfare Services		Total	2,234,000	Transfers to Foreclosed Property	27,365.62
RECREATION and CONSERVATION		ISSUED AND OUTSTANDING		Balance December 31, 1983	99,577.80
Beaches and Boardwalks		School	1,497,000.00	PROPERTY ACQUIRED BY DEED OR	
Parks, Playgrounds, Shade Trees	32,800.00	Self-Liquidating	737,000.00	FORECLOSURE	
Land Reclamation & Conservation		Other	2,234,000.00	Balance January 1, 1983	1,669,214.38
Other Recreational Services	92,000.00	Total	2,234,000.00	Transfers From Taxes or Liens	27,365.62
EDUCATION (excluding schools)		EQUALIZED VALUATION BASIS		Sale for Cash (1983)	4,743.00
Libraries		FOR NET DEBT COMPUTATION	283,288,306	Cancelled, Abated or Adjusted (1983)	
Other Educational Services		REAL PROPERTY VALUATIONS		Balance December 31, 1983	1,691,837.00
STATUTORY EXPENDITURES		Code Class # of Parcels % VAL'N		CURRENT FINANCES DECEMBER 31, 1983	
Pensions & F. I. C. A.	267,000.00	1 Vacant Land 5189 11.20	23,031,900.00	ASSETS	
Employee Fringe Benefits	148,000.00	2 Residential 4513 65.61	134,958,700.00	Cash Dec. 31, 1983	2,131,999.60
Other Statutory Expenditures		3 Farm 222 1.75	3,594,800.00	Taxes Receivable	600,827.85
CETA And Other Public Employment Programs		4a Commercial 335 19.87	40,876,700.00	Tax Title Liens	99,577.80
MUNICIPAL FUNCTIONS		4b Industrial 8 .63	1,303,500.00	Foreclosed Property	1,691,837.00
CAPITAL IMPROVEMENTS		4c Apartments 17 .94	1,943,600.00	Emergencies & Other Deferred Charges	300,000.00
DEBT SERVICE		Total 10284	205,709,200.00	State and Federal Aid Receivable	
Principal Payments	9,526.64	Land Area 74.02 Sq. Miles		Other Receivables	5,482.28
Interest Payments	83,608.69	Net Valuation Taxable-Municipal	210,247,445	Total	4,829,724.53
DEFERRED CHARGES		Net Valuation Taxable-County	302,272,578	LIABILITIES, RESERVES, AND SURPLUS	
SCHOOL, COUNTY, SPECIAL DISTRICT TAXES	6,378,616.69	State Equalized Valuation	301,985,776	Cash Liabilities	1,667,125.11
RESERVE FOR UNCOLLECTED TAXES	687,269.01	State Equalization Ratio	69.16	Reserves for Receivables	2,397,724.93
EXPENDITURES				Surplus Dec. 31, 1983	764,874.49
TOTAL	11,066,311.03			Total	4,829,724.53

1211
 Population 1980 13,480
 Population 1983 13,327
 S & P Rating
 Moody Rating AAA

General Tax Rate Per \$100. 4.92
 State Equalized Tax Rate 2.74

MIDDLESEX BOROUGH – MIDDLESEX CO.
Form of Government:
Borough Council
Number of Members on Governing Body – 6

PER CAPITA:
 Gross Debt 566.97
 Net Debt 402.51
 Debt Service 66.99
 Total Tax Levy 746.61
 Municipal Expenditures 383.29

PER CENT:
 Gross Debt 2.26
 Net Debt 1.60
 Tax Levy Collected 95.77
 Tax Levy Cancelled, Abated or Adjusted

EXPENDITURES		REVENUES-REALIZED		1983 PROPERTY TAX	
GENERAL GOVERNMENT				STATE EQUALIZED TAX RATE	
Governing Body & Public Boards				Local District School Taxes 1.53	5,526,614.00
Municipal Clerk				Regional & Consolidated School Tax	
Financial Administration	11,000.00	1983 Property Taxes Collected	9,525,896.08	School Taxes in Municipal Budget	
Assessment of Taxes	87,027.00	1983 Payments in Lieu of Taxes		County Taxes .61	2,209,510.23
Collection of Taxes	62,148.00	Delinquent Tax & Lien Collections	436,316.51	County Library Taxes	
Planning, Housing & Development	29,275.00	Business Personalty Replacement Taxes	259,445.40	Local Municipal Purpose Taxes .59	2,142,797.48
Human Resources		Taxes from Public Utilities	1,018,979.00	Veteran & Senior Citizen Taxes	149,600.00
Elections	4,730.00	Other Miscellaneous Tax Revenues		Total Taxes for Rate Computation 2.73	10,028,521.71
General Administration (other)	491,361.00	State Aid Revenues	115,190.46	Special District Taxes	
JUDICIARY		Federal Aid Revenues		Bank Corp. Taxes	3,484.28
Municipal Courts	28,900.00	State and Local Fiscal Assistance Act Utilized	98,029.00	Added and Omitted Taxes	67,599.06
PUBLIC SAFETY		Sale of Acquired Property		Total Taxes Levied - ABSTRACT	9,950,005.05
Fire Protection	147,375.00	Other Miscellaneous Revenues	655,525.04	Total Taxes Billed	9,946,520.77
Police Protection	837,467.00	Total	12,109,381.49	1983 TAXES COLLECTED	9,525,896.08
Civil Defense & Disaster Control	8,190.00	Prior Years Surplus Appropriated	480,000.00	1983 Taxes Cancelled, Abated or Adjusted	
Environmental Inspection & Control	52,224.00	REVENUES TOTAL	12,589,381.49	Transfer to Tax Title Liens or Foreclosed	
Other Public Safety	400.00	Reserve For Uncollected Taxes	488,000.00	Balance Outstanding Dec. 31, 1983	420,624.69
PUBLIC WORKS		CAPITAL OUTLAY TOTAL	800,162.62	PRIOR YEARS TAXES OUTSTANDING	
Streets and Drainage	474,066.00			Balance January 1, 1983	412,992.29
Sewers and Sewage Processing	373,861.00	Public Enterprises	148,790.31	Collected in 1983	399,113.26
Garbage and Trash Disposal	227,958.00	Recreation—Culture	19,270.44	Cancelled, Abated or Adjusted 1983	
Public Buildings and Grounds	29,844.00	Public Works	431,546.58	Transfers to Tax Title Liens or Foreclosed	
Other Public Works	70,750.00	Buildings and Grounds	200,555.29	Balance December 31, 1983	13,879.03
HEALTH and WELFARE		Library and Education		TAX TITLE LIENS OUTSTANDING	
Health Services Except Environmental	42,453.00	Conservation		Balance January 1, 1983	51,006.52
Welfare-Public Assistance	6,200.00	All Other		Transfer From Taxes	
Hospitals, Clinics, First Aid				Redeemed in 1983	37,203.25
Animal, Insect, & Rodent Control		CAPITAL DEBT AUTHORIZED, DECEMBER 31, 1983		Cancelled, Abated or Adjusted (1983)	
Other Welfare Services		ISSUED AND UNISSUED		Transfers to Foreclosed Property	
RECREATION and CONSERVATION		GROSS DEBT		Balance December 31, 1983	13,805.27
Beaches and Boardwalks		School 2,006,000		PROPERTY ACQUIRED BY DEED OR	
Parks, Playgrounds, Shade Trees	98,556.00	Self-liquidating 185,700		FORECLOSURE	
Land Reclamation & Conservation	2,500.00	Other 5,364,277		Balance January 1, 1983	30,923.00
Other Recreational Services	68,792.00	Total 7,555,977		Transfers From Taxes or Liens	
EDUCATION (excluding schools)		ISSUED AND OUTSTANDING		Sale for Cash (1983)	
Libraries	153,557.00	School 2,006,000.00		Cancelled, Abated or Adjusted (1983)	
Other Educational Services		Self-Liquidating 185,000.00		Balance December 31, 1983	30,925.00
STATUTORY EXPENDITURES		Other 4,256,000.00		CURRENT FINANCES DECEMBER 31, 1983	
Pensions & F. I. C. A.	274,668.00	Total 6,447,000.00		ASSETS	
Employee Fringe Benefits	129,500.00	EQUALIZED VALUATION BASIS		Cash Dec. 31, 1983	1,031,326.16
Other Statutory Expenditures	10,000.00	FOR NET DEBT COMPUTATION		Taxes Receivable	434,503.72
CETA And Other Public Employment Programs		REAL PROPERTY VALUATIONS		Tax Title Liens	13,803.27
MUNICIPAL FUNCTIONS		Code Class # of Parcels % VAL'N		Foreclosed Property	30,923.00
CAPITAL IMPROVEMENTS		1 Vacant Land 319 2.68		Emergencies & Other Deferred Charges	45,000.00
DEBT SERVICE		2 Residential 3635 68.19		State and Federal Aid Receivable	
Principal Payments	568,100.00	3 Farm 3 .10		Other Receivables	12,094.52
Interest Payments	324,705.54	4a Commercial 172 7.61		Total	1,567,650.67
		4b Industrial 140 18.42		LIABILITIES, RESERVES, AND SURPLUS	
		4c Apartments 6 3.02		Cash Liabilities	346,206.10
		Total 4275		Reserves for Receivables	491,324.51
		Land Area 3.45 Sq. Miles		Surplus Dec. 31, 1983	730,120.06
DEFERRED CHARGES		Net Valuation Taxable-Municipal	200,835,679	Total	1,567,650.67
SCHOOL, COUNTY, SPECIAL DISTRICT TAXES		Net Valuation Taxable-County	381,846,930		
RESERVE FOR UNCOLLECTED TAXES		State Equalized Valuation	359,184,142		
EXPENDITURES		State Equalization Ratio	55.70		
TOTAL	12,844,231.77				

1331
Population 1980 62,574
Population 1983 65,604
S & P Rating AAA
Moody Rating AAA

General Tax Rate Per \$100. 5.97
State Equalized Tax Rate 2.47

MIDDLETOWN TWP. - MONMOUTH CO.

Form of Government:

Special Charter (CH 237-1971)

Number of Members on Governing Body - 5

PER CAPITA:

Gross Debt 588.11
Net Debt 391.59
Debt Service 49.34
Total Tax Levy 692.42
Municipal Expenditures 275.15

PER CENT:

Gross Debt 2.40
Net Debt 1.60
Tax Levy Collected 95.12
Tax Levy Cancelled, Abated or Adjusted

EXPENDITURES		REVENUES-REALIZED		1983 PROPERTY TAX	
GENERAL GOVERNMENT				STATE EQUALIZED TAX RATE $\frac{2.47}{1.50}$	
Governing Body & Public Boards	2,580.00	1983 Property Taxes Collected		Local District School Taxes	26,212,079.00
Municipal Clerk		1983 Payments in Lieu of Taxes		Regional & Consolidated School Tax	
Financial Administration	122,075.00	Delinquent Tax & Lien Collections		School Taxes in Municipal Budget	
Assessment of Taxes	179,521.31	Business Personalty Replacement Taxes		County Taxes	9,202,626.74
Collection of Taxes	204,043.00	Taxes from Public Utilities		County Library Taxes	
Planning, Housing & Development	124,119.53	Other Miscellaneous Tax Revenues		Local Municipal Purpose Taxes	7,748,511.00
Human Resources	25,720.00	State Aid Revenues		Veteran & Senior Citizen Taxes	538,900.00
Elections	13,930.00	Federal Aid Revenues		Total Taxes for Rate Computation	43,702,116.74
General Administration (other)	1,574,798.45	State and Local Fiscal Assistance Act Utilized		Special District Taxes	1,089,763.63
JUDICIARY		Sole of Acquired Property		Bank Corp. Taxes	72,163.05
Municipal Courts	159,214.00	Other Miscellaneous Revenues		Added and Omitted Taxes	1,100,281.30
PUBLIC SAFETY		Prior Years Surplus Appropriated		Total Taxes Levied - ABSTRACT	45,425,424.72
Fire Protection	583,137.00	REVENUES		Total Taxes Billed	45,353,261.67
Police Protection	3,430,312.36	Reserve For Uncollected Taxes		1983 TAXES COLLECTED	43,142,172.07
Civil Defense & Disaster Control	17,212.68	CAPITAL OUTLAY		1983 Taxes Cancelled, Abated or Adjusted	
Environmental Inspection & Control	340,711.46	Public Enterprises		Transfer to Tax Title Liens or Foreclosed	
Other Public Safety	820.00	Recreation—Culture		Balance Outstanding Dec. 31, 1983	2,211,089.60
PUBLIC WORKS		Public Works		PRIOR YEARS TAXES OUTSTANDING	
Streets and Drainage	3,002,935.58	Buildings and Grounds		Balance January 1, 1983	2,502,563.61
Sewers and Sewage Processing		Library and Education		Collected in 1983	2,344,694.96
Garbage and Trash Disposal	380,860.00	Conservation		Cancelled, Abated or Adjusted 1983	
Public Buildings and Grounds	17,567.00	All Other		Transfers to Tax Title Liens or Foreclosed	
Other Public Works		CAPITAL DEBT AUTHORIZED, DECEMBER 31, 1983		Balance December 31, 1983	157,868.65
HEALTH and WELFARE		ISSUED AND UNISSUED		TAX TITLE LIENS OUTSTANDING	
Health Services Except Environmental	217,380.00	GROSS DEBT		Balance January 1, 1983	431,979.59
Welfare-Public Assistance	49,725.00	NET DEBT		Transfer From Taxes	
Hospitals, Clinics, First Aid	5,000.00	School		Redeemed in 1983	165,465.22
Animal, Insect, & Rodent Control	27,550.00	Self-liquidating		Cancelled, Abated or Adjusted (1983)	
Other Welfare Services		Other		Transfers to Foreclosed Property	
RECREATION and CONSERVATION		Total		Balance December 31, 1983	266,514.37
Beaches and Boardwalks	389,224.00	ISSUED AND OUTSTANDING		PROPERTY ACQUIRED BY DEED OR	
Parks, Playgrounds, Shade Trees	30,720.00	School		FORECLOSURE	
Land Reclamation & Conservation	12,745.00	Self-Liquidating		Balance January 1, 1983	1,392,185.00
Other Recreational Services		Other		Transfers From Taxes or Liens	
EDUCATION (excluding schools)		Total		Sale for Cash (1983)	57,340.00
Libraries	454,096.00	EQUALIZED VALUATION BASIS		Cancelled, Abated or Adjusted (1983)	17,660.00
Other Educational Services		FOR NET DEBT COMPUTATION		Balance December 31, 1983	1,317,185.00
STATUTORY EXPENDITURES		REAL PROPERTY VALUATIONS		CURRENT FINANCES DECEMBER 31, 1983	
Pensions & F. I. C. A.	870,289.71	Code Class # of Parcels % VAL'N		ASSETS	
Employee Fringe Benefits		1 Vacant Land 2952 3.38		Cash Dec. 31, 1983	13,494,928.02
Other Statutory Expenditures		2 Residential 18405 85.75		Taxes Receivable	2,368,958.25
CETA And Other Public Employment Programs		3 Farm 228 .92		Tax Title Liens	266,514.37
MUNICIPAL FUNCTIONS	12,236,287.08	4a Commercial 477 8.67		Foreclosed Property	1,317,185.00
CAPITAL IMPROVEMENTS	220,000.00	4b Industrial 6 .31		Emergencies & Other Deferred Charges	639,200.00
DEBT SERVICE		4c Apartments 10 .97		State and Federal Aid Receivable	
Principal Payments	1,310,000.00	Total 22078		Other Receivables	194,455.79
Interest Payments	1,926,603.00	Land Area 41.08 Sq. Miles		Total	18,281,241.43
DEFERRED CHARGES	229,281.91	Net Valuation Taxable-Municipal		LIABILITIES, RESERVES, AND SURPLUS	
SCHOOL, COUNTY, SPECIAL DISTRICT TAXES	36,504,469.37	Net Valuation Taxable-County		Cash Liabilities	9,239,214.87
RESERVE FOR UNCOLLECTED TAXES	2,348,781.01	State Equalized Valuation		Reserves for Receivables	4,147,113.41
EXPENDITURES	54,555,422.37	State Equalization Ratio		Surplus Dec. 31, 1983	4,894,913.15
TOTAL				Total	18,281,241.43

0235

Population 1980 7,381
 Population 1983 7,366
 S & P Rating
 Moody Rating A1

General Tax Rate Per \$100. 3.47
 State Equalized Tax Rate 2.25

MIDLAND PARK BOROUGH – BERGEN CO.

Form of Government:

Borough Council

Number of Members on Governing Body – 6

PER CAPITA:

Gross Debt 323.65
 Net Debt 268.67
 Debt Service 56.76
 Total Tax Levy 779.42
 Municipal Expenditures 344.28

PER CENT:

Gross Debt 1.02
 Net Debt .84
 Tax Levy Collected 97.42
 Tax Levy Cancelled, Abated or Adjusted .03

EXPENDITURES		REVENUES-REALIZED		1983 PROPERTY TAX	
GENERAL GOVERNMENT				STATE EQUALIZED TAX RATE →	
Governing Body & Public Boards		1983 Property Taxes Collected	5,574,785.46	Local District School Taxes 1.34	3,390,818.00
Municipal Clerk		1983 Payments in Lieu of Taxes	149,913.43	Regional & Consolidated School Tax	
Financial Administration	16,400.00	Delinquent Tax & Lien Collections	138,366.08	School Taxes in Municipal Budget	
Assessment of Taxes	13,800.00	Business Personalty Replacement Taxes	374,320.00	County Taxes .36	923,853.23
Collection of Taxes	24,362.00	Taxes from Public Utilities	65,444.82	County Library Taxes	
Planning, Housing & Development	6,970.00	Other Miscellaneous Tax Revenues	75,891.00	Local Municipal Purpose Taxes .55	1,392,808.00
Human Resources		Federal Aid Revenues	263,089.26	Veteran & Senior Citizen Taxes	81,700.00
Elections		State and Local Fiscal Assistance Act Utilized	6,641,810.05	Total Taxes for Rate Computation 2.25	5,789,179.23
General Administration (other)	207,328.00	Sale of Acquired Property	307,725.00	Special District Taxes	
JUDICIARY	23,553.00	Other Miscellaneous Revenues	6,949,535.05	Bank Corp. Taxes	18,798.46
Municipal Courts		Total	134,120.14	Added and Omitted Taxes	14,957.48
PUBLIC SAFETY		Prior Years Surplus Appropriated	285,097.00	Total Taxes Levied - ABSTRACT	5,741,235.17
Fire Protection	43,450.00	REVENUES	6,949,535.05	Total Taxes Billed	5,722,705.83
Police Protection	451,613.00	Reserve For Uncollected Taxes	285,097.00	1983 TAXES COLLECTED	5,574,785.46
Civil Defense & Disaster Control	2,400.00			1983 Taxes Cancelled, Abated or Adjusted	1,526.80
Environmental Inspection & Control	20,056.00			Transfer to Tax Title Liens or Foreclosed	1,156.98
Other Public Safety				Balance Outstanding Dec. 31, 1983	145,234.59
PUBLIC WORKS		CAPITAL OUTLAY	TOTAL	PRIOR YEARS TAXES OUTSTANDING	
Streets and Drainage	216,697.00	Public Enterprises		Balance January 1, 1983	151,594.26
Sewers and Sewage Processing	375,758.00	Recreation—Culture	6,895.00	Collected in 1983	149,913.43
Garbage and Trash Disposal	18,000.00	Public Works	75,405.30	Cancelled, Abated or Adjusted 1983	
Public Buildings and Grounds	42,400.00	Buildings and Grounds	51,819.84	Transfers to Tax Title Liens or Foreclosed	
Other Public Works		Library and Education		Balance December 31, 1983	1,680.83
HEALTH and WELFARE		Conservation		TAX TITLE LIENS OUTSTANDING	
Health Services Except Environmental	29,713.00	All Other		Balance January 1, 1983	7,616.16
Welfare-Public Assistance	3,600.00			Transfer From Taxes	1,158.98
Hospitals, Clinics, First Aid				Redeemed in 1983	
Animal, Insect, & Rodent Control				Cancelled, Abated or Adjusted (1983)	
Other Welfare Services				Transfers to Foreclosed Property	
RECREATION and CONSERVATION				Balance December 31, 1983	8,775.14
Beaches and Boardwalks	29,180.00			PROPERTY ACQUIRED BY DEED OR	
Parks, Playgrounds, Shade Trees				FORECLOSURE	
Land Reclamation & Conservation	2,000.00			Balance January 1, 1983	200.00
Other Recreational Services				Transfers From Taxes or Liens	
EDUCATION (excluding schools)				Sale for Cash (1983)	
Libraries	109,210.00			Cancelled, Abated or Adjusted (1983)	
Other Educational Services				Balance December 31, 1983	200.00
STATUTORY EXPENDITURES				CURRENT FINANCES DECEMBER 31, 1983	
Pensions & F. I. C. A.	139,287.13			ASSETS	
Employee Fringe Benefits	49,000.00			Cash Dec. 31, 1983	1,378,438.70
Other Statutory Expenditures	7,000.00			Taxes Receivable	146,915.42
CETA And Other Public Employment Programs				Tax Title Liens	8,775.14
MUNICIPAL FUNCTIONS				Foreclosed Property	200.00
CAPITAL IMPROVEMENTS	*MEMO*			Emergencies & Other Deferred Charges	
DEBT SERVICE				State and Federal Aid Receivable	1,804.00
Principal Payments	250,000.00			Other Receivables	5,763.78
Interest Payments	168,093.75			Total	1,541,897.04
DEFERRED CHARGES				LIABILITIES, RESERVES, AND SURPLUS	
SCHOOL, COUNTY, SPECIAL DISTRICT TAXES	4,314,671.23			Cash Liabilities	639,909.57
RESERVE FOR UNCOLLECTED TAXES	285,097.00			Reserves for Receivables	161,654.34
EXPENDITURES	TOTAL			Surplus Dec. 31, 1983	740,333.13
	6,850,639.11			Total	1,541,897.04

1020

Population 1980 1,368
 Population 1983 1,378
 S & P Rating
 Moody Rating

General Tax Rate Per \$100. 2.68
 State Equalized Tax Rate 2.48

MILFORD BOROUGH – HUNTERDON CO.
Form of Government:
Borough Council
Number of Members on Governing Body – 6

PER CAPITA:
 Gross Debt 769.31
 Net Debt 13.06
 Debt Service
 Total Tax Levy 766.63
 Municipal Expenditures 519.38

PER CENT:
 Gross Debt 2.34
 Net Debt .04
 Tax Levy Collected 95.44
 Tax Levy Cancelled, Abated or Adjusted .07

EXPENDITURES		REVENUES-REALIZED		1983 PROPERTY TAX	
GENERAL GOVERNMENT				STATE EQUALIZED TAX RATE 1.14	
Governing Body & Public Boards	500.00	1983 Property Taxes Collected		Local District School Taxes	482,596.00
Municipal Clerk		1983 Payments in Lieu of Taxes		Regional & Consolidated School Tax	358,956.16
Financial Administration	10,300.00	Delinquent Tax & Lien Collections		School Taxes in Municipal Budget	
Assessment of Taxes	4,410.00	Business Personality Replacement Taxes		County Taxes	208,355.77
Collection of Taxes	6,700.00	Taxes from Public Utilities		County Library Taxes	
Planning, Housing & Development	12,800.00	Other Miscellaneous Tax Revenues		Local Municipal Purpose Taxes	
Human Resources		State Aid Revenues		Veteran & Senior Citizen Taxes	20,550.00
Elections		Federal Aid Revenues		Total Taxes for Rate Computation	1,070,459.93
General Administration (other)	99,114.33	State and Local Fiscal Assistance Act Utilized		Special District Taxes	
JUDICIARY		Sale of Acquired Property		Bank Corp. Taxes	6,301.16
Municipal Courts	9,773.52	Other Miscellaneous Revenues		Added and Omitted Taxes	206.92
PUBLIC SAFETY		Total		Total Taxes Levied - ABSTRACT	1,056,418.01
Fire Protection	18,000.00	Prior Years Surplus Appropriated		Total Taxes Billed	1,050,465.45
Police Protection	120,236.22	REVENUES TOTAL		1983 TAXES COLLECTED	1,002,590.08
Civil Defense & Disaster Control	250.00	Reserve For Uncollected Taxes		1983 Taxes Cancelled, Abated or Adjusted	710.04
Environmental Inspection & Control		CAPITAL OUTLAY TOTAL		Transfer to Tax Title Liens or Foreclosed	1,514.20
Other Public Safety				Balance Outstanding Dec. 31, 1983	45,651.13
PUBLIC WORKS				PRIOR YEARS TAXES OUTSTANDING	
Streets and Drainage	124,279.31	Public Enterprises		Balance January 1, 1983	61,774.02
Sewers and Sewage Processing		Recreation—Culture		Collected in 1983	61,738.88
Garbage and Trash Disposal	37,263.10	Public Works		Cancelled, Abated or Adjusted 1983	3.76
Public Buildings and Grounds	9,739.00	Buildings and Grounds		Transfers to Tax Title Liens or Foreclosed	
Other Public Works	3,000.00	Library and Education		Balance December 31, 1983	31.38
HEALTH and WELFARE		Conservation		TAX TITLE LIENS OUTSTANDING	
Health Services Except Environmental	700.00	All Other		Balance January 1, 1983	5,113.68
Welfare-Public Assistance	400.00	CAPITAL DEBT AUTHORIZED, DECEMBER 31, 1983		Transfer From Taxes	1,514.20
Hospitals, Clinics, First Aid		ISSUED AND UNISSUED GROSS DEBT		Redeemed in 1983	578.03
Animal, Insect, & Rodent Control		School 253,871		Cancelled, Abated or Adjusted (1983)	
Other Welfare Services		Self-liquidating 788,240		Transfers to Foreclosed Property	
RECREATION and CONSERVATION		Other 18,000		Balance December 31, 1983	6,049.85
Beaches and Boardwalks		Total 1,060,111		PROPERTY ACQUIRED BY DEED OR FORECLOSURE	
Parks, Playgrounds, Shade Trees	10,000.00	ISSUED AND OUTSTANDING		Balance January 1, 1983	
Land Reclamation & Conservation		School 253,324.36		Transfers From Taxes or Liens	
Other Recreational Services	2,000.00	Self-Liquidating 784,000.00		Sale for Cash (1983)	
EDUCATION (excluding schools)		Other		Cancelled, Abated or Adjusted (1983)	
Libraries	31,510.00	Total 1,037,324.36		Balance December 31, 1983	
Other Educational Services		EQUALIZED VALUATION BASIS FOR NET DEBT COMPUTATION		CURRENT FINANCES DECEMBER 31, 1983	
STATUTORY EXPENDITURES				ASSETS	
Pensions & F. I. C. A.	33,395.65	REAL PROPERTY VALUATIONS		Cash Dec. 31, 1983	1,073,180.46
Employee Fringe Benefits	17,320.49	Code Class # of Parcels % VAL'N		Taxes Receivable	45,682.51
Other Statutory Expenditures	3,000.00	1 Vacant Land 79 3.24		Tax Title Liens	6,049.85
CETA And Other Public Employment Programs		2 Residential 375 53.06		Foreclosed Property	
MUNICIPAL FUNCTIONS TOTAL	556,691.62	3 Farm 3 .27		Emergencies & Other Deferred Charges	4,288.47
CAPITAL IMPROVEMENTS *MEMO*		4a Commercial 45 8.36		State and Federal Aid Receivable	
DEBT SERVICE		4b Industrial 4 31.57		Other Receivables	85,418.60
Principal Payments		4c Apartments 1 3.49		Total	1,214,619.89
Interest Payments		Total 507		LIABILITIES, RESERVES, AND SURPLUS	
DEFERRED CHARGES	11,869.02	Land Area 1.30 Sq. Miles		Cash Liabilities	688,888.74
SCHOOL, COUNTY, SPECIAL DISTRICT TAXES	1,049,909.93	Net Valuation Taxable-Municipal		Reserves for Receivables	137,150.96
RESERVE FOR UNCOLLECTED TAXES	147,140.00	Net Valuation Taxable-County		Surplus Dec. 31, 1983	388,580.19
EXPENDITURES TOTAL	1,765,610.57	State Equalized Valuation		Total	1,214,619.89
		State Equalization Ratio			

0712
 Population 1980 19,543
 Population 1983 19,480
 S & P Rating AA
 Moody Rating AAA

General Tax Rate Per \$100. 4.18
 State Equalized Tax Rate 2.26

MILLBURN TOWNSHIP - ESSEX COUNTY
Form of Government:
Township Committee
Number of Members on Governing Body - 5

PER CAPITA:
 Gross Debt 505.76
 Net Debt 325.89
 Debt Service 59.03
 Total Tax Levy 1,686.82
 Municipal Expenditures 641.00

PER CENT:
 Gross Debt .74
 Net Debt .48
 Tax Levy Collected 98.95
 Tax Levy Cancelled, Abated or Adjusted .03

EXPENDITURES		REVENUES-REALIZED		1983 PROPERTY TAX	
GENERAL GOVERNMENT				STATE EQUALIZED TAX RATE → .83	
Governing Body & Public Boards	5,000.00	1983 Property Taxes Collected		Local District School Taxes	12,005,429.13
Municipal Clerk	145,300.00	1983 Payments in Lieu of Taxes		Regional & Consolidated School Tax	
Financial Administration	118,250.00	Delinquent Tax & Lien Collections		School Taxes in Municipal Budget	
Assessment of Taxes	70,800.00	Business Personalty Replacement Taxes		County Taxes	1.12 16,278,894.14
Collection of Taxes	53,680.00	Taxes from Public Utilities		County Library Taxes	
Planning, Housing & Development	23,100.00	Other Miscellaneous Tax Revenues		Local Municipal Purpose Taxes	.31 4,512,345.01
Human Resources	14,150.00	State Aid Revenues		Veteran & Senior Citizen Taxes	106,600.00
Elections	4,750.00	Federal Aid Revenues		Total Taxes for Rate Computation	2.26 32,903,268.28
General Administration (other)	867,620.00	State and Local Fiscal Assistance Act Utilized		Special District Taxes	
JUDICIARY		State of Acquired Property		Bank Corp. Taxes	62,605.69
Municipal Courts	82,630.00	Other Miscellaneous Revenues		Added and Omitted Taxes	
PUBLIC SAFETY		Total		Total Taxes Levied - ABSTRACT	32,859,273.97
Fire Protection	1,694,712.00	Prior Years Surplus Appropriated		Total Taxes Billed	32,884,313.93
Police Protection	2,067,776.00	REVENUES TOTAL		1983 TAXES COLLECTED	32,539,843.52
Civil Defense & Disaster Control	7,080.00	Reserve For Uncollected Taxes		1983 Taxes Cancelled, Abated or Adjusted	8,911.76
Environmental Inspection & Control	96,480.00	CAPITAL OUTLAY TOTAL		Transfer to Tax Title Liens or Foreclosed Balance Outstanding Dec. 31, 1983	335,558.65
Other Public Safety				PRIOR YEARS TAXES OUTSTANDING	
PUBLIC WORKS		Public Enterprises		Balance January 1, 1983	297,799.01
Streets and Drainage	1,099,038.86	Recreation—Culture		Collected in 1983	296,678.99
Sewers and Sewage Processing	299,049.76	Public Works		Cancelled, Abated or Adjusted 1983	1,103.04
Garbage and Trash Disposal	360,313.20	Buildings and Grounds		Transfers to Tax Title Liens or Foreclosed Balance December 31, 1983	16.98
Public Buildings and Grounds		Library and Education		TAX TITLE LIENS OUTSTANDING	
Other Public Works	237,045.00	Conservation		Balance January 1, 1983	24,524.14
HEALTH and WELFARE		All Other		Transfer From Taxes Redeemed in 1983	24,524.14
Health Services Except Environmental	164,575.50	CAPITAL DEBT AUTHORIZED, DECEMBER 31, 1983		Cancelled, Abated or Adjusted (1983)	
Welfare-Public Assistance	4,645.00	ISSUED AND UNISSUED GROSS DEBT NET DEBT		Transfers to Foreclosed Property Balance December 31, 1983	
Hospitals, Clinics, First Aid		School 3,504,000		PROPERTY ACQUIRED BY DEED OR FORECLOSURE	
Animal, Insect, & Rodent Control		Self-liquidating 6,348,242		Balance January 1, 1983	14,000.00
Other Welfare Services		Other 6,348,242		Transfers From Taxes or Liens Sale for Cash (1983)	
RECREATION and CONSERVATION		Total 9,852,242		Cancelled, Abated or Adjusted (1983)	
Beaches and Boardwalks	650,502.00	ISSUED AND OUTSTANDING		Balance December 31, 1983	14,000.00
Parks, Playgrounds, Shade Trees		School 3,504,000.00		CURRENT FINANCES DECEMBER 31, 1983	
Land Reclamation & Conservation	7,025.00	Self-Liquidating 5,365,000.00		ASSETS	
Other Recreational Services		Other 8,869,000.00		Cash Dec. 31, 1983	4,085,010.51
EDUCATION (excluding schools)		Total 8,869,000.00		Taxes Receivable	335,575.63
Libraries	324,434.00	EQUALIZED VALUATION BASIS FOR NET DEBT COMPUTATION		Tax Title Liens	
Other Educational Services		REAL PROPERTY VALUATIONS		Foreclosed Property	14,000.00
STATUTORY EXPENDITURES		Code Class # of Parcels % VAL'N		Emergencies & Other Deferred Charges	128,600.00
Pensions & F. I. C. A.	905,000.00	1 Vacant Land 136 .79		State and Federal Aid Receivable	2,453.89
Employee Fringe Benefits	369,300.00	2 Residential 5949 73.82		Other Receivables	40,283.81
Other Statutory Expenditures	1,000.00	3 Farm		Total	4,605,923.84
CETA And Other Public Employment Programs		4a Commercial 222 21.64		LIABILITIES, RESERVES, AND SURPLUS	
MUNICIPAL FUNCTIONS		4b Industrial 34 1.95		Cash Liabilities	1,422,129.64
CAPITAL IMPROVEMENTS		4c Apartments 22 1.80		Reserves for Receivables	387,859.44
DEBT SERVICE		Total 6363		Surplus Dec. 31, 1983	2,795,934.76
Principal Payments	840,000.00	Land Area 10.00 Sq. Miles		Total	4,605,923.84
Interest Payments	309,821.50	Net Valuation Taxable-Municipal			
DEFERRED CHARGES		Net Valuation Taxable-County			
SCHOOL, COUNTY, SPECIAL DISTRICT TAXES	28,284,323.27	State Equalized Valuation			
RESERVE FOR UNCOLLECTED TAXES	1,619,581.71	State Equalization Ratio			
EXPENDITURES					
TOTAL	40,771,025.80				

1812
 Population 1980 530
 Population 1983 537
 S & P Rating 1.82
 Moody Rating
 General Tax Rate Per \$100.
 State Equalized Tax Rate 1.84

MILLSTONE BOROUGH – SOMERSET CO.
Form of Government:
Borough Council
Number of Members on Governing Body – 6

PER CAPITA:
 Gross Debt 20.86
 Net Debt 26.86
 Debt Service 3.14
 Total Tax Levy 484.60
 Municipal Expenditures 203.11
 PER CENT:
 Gross Debt .11
 Net Debt .11
 Tax Levy Collected 95.99
 Tax Levy Cancelled, Abated or Adjusted .16

EXPENDITURES		REVENUES-REALIZED		1983 PROPERTY TAX	
GENERAL GOVERNMENT				STATE EQUALIZED TAX RATE 1.31	
Governing Body & Public Boards		1983 Property Taxes Collected	247,476.57	Local District School Taxes	183,140.50
Municipal Clerk	6,919.70	1983 Payments in Lieu of Taxes		Regional & Consolidated School Tax	
Financial Administration	3,100.00	Delinquent Tax & Lien Collections	13,322.41	School Taxes in Municipal Budget	
Assessment of Taxes	4,420.00	Business Personalty Replacement Taxes	2,411.84	County Taxes	68,851.65
Collection of Taxes	4,700.00	Taxes from Public Utilities	52,026.00	County Library Taxes	5,360.69
Planning, Housing & Development		Other Miscellaneous Tax Revenues		Local Municipal Purpose Taxes	
Human Resources	350.00	State Aid Revenues	4,415.63	Veteran & Senior Citizen Taxes	4,550.00
Elections		Federal Aid Revenues		Total Taxes for Rate Computation	261,902.84
General Administration (other)	14,050.00	State and Local Fiscal Assistance Act Utilized	2,530.51	Special District Taxes	
JUDICIARY		Sale of Acquired Property		Bank Corp. Taxes	2,493.17
Municipal Courts	1,400.00	Other Miscellaneous Revenues	24,427.45	Added and Omitted Taxes	382.20
PUBLIC SAFETY		Total	346,610.41	Total Taxes Levied - ABSTRACT	260,228.21
Fire Protection	15,859.32	Prior Years Surplus Appropriated	32,000.00	Total Taxes Billed	257,805.91
Police Protection	550.00	REVENUES	378,610.41	1983 TAXES COLLECTED	247,476.57
Civil Defense & Disaster Control	25.00	Reserve For Uncollected Taxes	20,159.27	1983 Taxes Cancelled, Abated or Adjusted	409.50
Environmental Inspection & Control	1,500.00	CAPITAL OUTLAY	503.85	Transfer to Tax Title Liens or Foreclosed	1,454.18
Other Public Safety		TOTAL	503.85	Balance Outstanding Dec. 31, 1983	8,465.66
PUBLIC WORKS				PRIOR YEARS TAXES OUTSTANDING	
Streets and Drainage	7,326.19	Public Enterprises		Balance January 1, 1983	17,752.76
Sewers and Sewage Processing	13,860.00	Recreation—Culture		Collected in 1983	13,322.41
Garbage and Trash Disposal	2,500.00	Public Works	503.85	Cancelled, Abated or Adjusted 1983	
Public Buildings and Grounds		Buildings and Grounds		Transfers to Tax Title Liens or Foreclosed	1,374.44
Other Public Works		Library and Education		Balance December 31, 1983	3,055.91
HEALTH and WELFARE		Conservation		TAX TITLE LIENS OUTSTANDING	
Health Services Except Environmental	2,275.00	All Other		Balance January 1, 1983	
Welfare-Public Assistance	1,175.00	CAPITAL DEBT AUTHORIZED, DECEMBER 31, 1983		Transfer From Taxes	3,097.89
Hospitals, Clinics, First Aid		ISSUED AND UNISSUED		Redeemed in 1983	
Animal, Insect, & Rodent Control		School		Cancelled, Abated or Adjusted (1983)	
Other Welfare Services		Self-liquidating		Transfers to Foreclosed Property	
RECREATION and CONSERVATION		Other	14,422	Balance December 31, 1983	3,097.89
Beaches and Boardwalks	2,440.00	Total	14,422	PROPERTY ACQUIRED BY DEED OR	
Parks, Playgrounds, Shade Trees	25.00	ISSUED AND OUTSTANDING		FORECLOSURE	
Land Reclamation & Conservation		School		Balance January 1, 1983	
Other Recreational Services		Self-Liquidating		Transfers From Taxes or Liens	
EDUCATION (excluding schools)		Other		Sale for Cash (1983)	
Libraries	50.00	Total	11,000.00	Cancelled, Abated or Adjusted (1983)	
Other Educational Services		EQUALIZED VALUATION BASIS		Balance December 31, 1983	
STATUTORY EXPENDITURES		FOR NET DEBT COMPUTATION	13,697,187	CURRENT FINANCES DECEMBER 31, 1983	
Pensions & F. I. C. A.	3,300.00	REAL PROPERTY VALUATIONS		ASSETS	
Employee Fringe Benefits	500.00	Code Class # of Parcels % VAL'N		Cash Dec. 31, 1983	86,595.02
Other Statutory Expenditures		1 Vacant Land 12 1.79	253,200.00	Taxes Receivable	11,521.57
CETA And Other Public Employment Programs	86,325.21	2 Residential 153 90.31	12,747,700.00	Tax Title Liens	3,097.89
MUNICIPAL FUNCTIONS		3 Farm 6 .79	111,600.00	Foreclosed Property	
CAPITAL IMPROVEMENTS	*MEMO*	4a Commercial 8 7.11	1,002,900.00	Emergencies & Other Deferred Charges	3,600.00
DEBT SERVICE		4b Industrial		State and Federal Aid Receivable	
Principal Payments	1,000.00	4c Apartments		Other Receivables	35.00
Interest Payments	684.25	Total	14,115,400.00	Total	104,849.48
DEFERRED CHARGES		Land Area .60 Sq. Miles		LIABILITIES, RESERVES, AND SURPLUS	
SCHOOL, COUNTY, SPECIAL DISTRICT TAXES	257,352.84	Net Valuation Taxable-Municipal	14,144,160	Cash Liabilities	31,682.65
RESERVE FOR UNCOLLECTED TAXES	20,159.27	Net Valuation Taxable-County	13,696,560	Reserves for Receivables	14,654.46
EXPENDITURES	TOTAL	State Equalized Valuation	14,003,020	Surplus Dec. 31, 1983	58,512.37
		State Equalization Ratio	101.01	Total	104,849.48

1332
Population 1980 3,926
Population 1983 4,098
S & P Rating
Moody Rating

General Tax Rate Per \$100.
2.85
State Equalized Tax Rate
2.36

MILLSTONE TOWNSHIP – MONMOUTH CO.
Form of Government:
Township Committee
Number of Members on Governing Body – 3

PER CAPITA:
Gross Debt 61.94
Net Debt 61.94
Debt Service
Total Tax Levy 842.90
Municipal Expenditures 307.46
PER CENT:
Gross Debt .19
Net Debt .19
Tax Levy Collected 90.89
Tax Levy Cancelled, Abated or Adjusted .03

EXPENDITURES		REVENUES-REALIZED		1983 PROPERTY TAX	
GENERAL GOVERNMENT				STATE EQUALIZED TAX RATE →	
Governing Body & Public Boards		1983 Property Taxes Collected	3,135,423.01	Local District School Taxes 1.68	2,364,263.00
Municipal Clerk		1983 Payments in Lieu of Taxes		Regional & Consolidated School Tax	
Financial Administration	17,680.00	Delinquent Tax & Lien Collections	373,938.32	School Taxes in Municipal Budget	
Assessment of Taxes	27,520.00	Business Personalty Replacement Taxes	45,528.60	County Taxes .52	728,122.84
Collection of Taxes	20,260.00	Taxes from Public Utilities	278,350.00	County Library Taxes .02	27,505.39
Planning, Housing & Development	46,235.00	Other Miscellaneous Tax Revenues		Local Municipal Purpose Taxes .14	193,000.00
Human Resources		State Aid Revenues	28,076.89	Veteran & Senior Citizen Taxes	28,700.00
Elections	1,200.00	Federal Aid Revenues		Total Taxes for Rate Computation 2.36	3,341,591.23
General Administration (other)	130,900.00	State and Local Fiscal Assistance Act Utilized	52,000.00	Special District Taxes	83,000.00
JUDICIARY		Sale of Acquired Property		Bank Corp. Taxes	4,006.04
Municipal Courts	47,000.00	Other Miscellaneous Revenues	384,430.11	Added and Omitted Taxes	54,313.67
PUBLIC SAFETY		Total	4,297,746.93	Total Taxes Levied - ABSTRACT	3,454,210.94
Fire Protection		Prior Years Surplus Appropriated	503,000.00	Total Taxes Billed	3,449,819.70
Police Protection	15,000.00	REVENUES TOTAL	4,800,746.93	1983 TAXES COLLECTED	3,135,423.01
Civil Defense & Disaster Control	1,000.00	Reserve For Uncollected Taxes	456,957.75	1983 Taxes Cancelled, Abated or Adjusted	964.49
Environmental Inspection & Control	18,840.00			Transfer to Tax Title Liens or Foreclosed	44,469.44
Other Public Safety				Balance Outstanding Dec. 31, 1983	269,155.36
PUBLIC WORKS		CAPITAL OUTLAY TOTAL	113,360.00	PRIOR YEARS TAXES OUTSTANDING	
Streets and Drainage	330,000.00	Public Enterprises		Balance January 1, 1983	275,576.26
Sewers and Sewage Processing		Recreation—Culture		Collected in 1983	253,735.20
Garbage and Trash Disposal		Public Works		Cancelled, Abated or Adjusted 1983	
Public Buildings and Grounds	18,000.00	Buildings and Grounds	113,360.00	Transfers to Tax Title Liens or Foreclosed	21,841.06
Other Public Works		Library and Education		Balance December 31, 1983	
HEALTH and WELFARE		Conservation		TAX TITLE LIENS OUTSTANDING	
Health Services Except Environmental	20,685.00	All Other		Balance January 1, 1983	143,019.30
Welfare-Public Assistance	7,220.00			Transfer From Taxes	69,439.10
Hospitals, Clinics, First Aid	4,000.00			Redeemed in 1983	120,203.12
Animal, Insect, & Rodent Control	695.00			Cancelled, Abated or Adjusted (1983)	
Other Welfare Services				Transfers to Foreclosed Property	3,262.42
RECREATION and CONSERVATION				Balance December 31, 1983	88,992.86
Beaches and Boardwalks	1,000.00			PROPERTY ACQUIRED BY DEED OR	
Parks, Playgrounds, Shade Trees	5,520.00			FORECLOSURE	
Land Reclamation & Conservation	13,500.00			Balance January 1, 1983	88,917.58
Other Recreational Services				Transfers From Taxes or Liens	3,262.42
EDUCATION (excluding schools)				Sale for Cash (1983)	
Libraries	500.00			Cancelled, Abated or Adjusted (1983)	
Other Educational Services				Balance December 31, 1983	92,180.00
STATUTORY EXPENDITURES				CURRENT FINANCES DECEMBER 31, 1983	
Pensions & F. I. C. A.	27,000.00			ASSETS	
Employee Fringe Benefits	4,000.00			Cash Dec. 31, 1983	2,575,114.70
Other Statutory Expenditures	3,595.00			Taxes Receivable	269,155.36
CETA And Other Public Employment Programs				Tax Title Liens	88,992.86
MUNICIPAL FUNCTIONS TOTAL	761,350.00			Foreclosed Property	92,180.00
CAPITAL IMPROVEMENTS *MEMO*				Emergencies & Other Deferred Charges	
DEBT SERVICE				State and Federal Aid Receivable	8,436.32
Principal Payments				Other Receivables	188,663.43
Interest Payments				Total	3,222,542.67
DEFERRED CHARGES	41,650.00			LIABILITIES, RESERVES, AND SURPLUS	
SCHOOL, COUNTY, SPECIAL DISTRICT TAXES	3,202,891.23			Cash Liabilities	1,443,183.43
RESERVE FOR UNCOLLECTED TAXES	456,957.75			Reserves for Receivables	638,991.65
EXPENDITURES TOTAL	4,462,848.98			Surplus Dec. 31, 1983	1,140,367.59
				Total	3,222,542.67

1212
Population 1980 7,136
Population 1983 8,993
S & P Rating
Moody Rating A

General Tax Rate Per \$100. 3.05
State Equalized Tax Rate 2.36

MILLTOWN BOROUGH – MIDDLESEX CO.
Form of Government:
Borough Council
Number of Members on Governing Body – 6

PER CAPITA:
Gross Debt 534.52
Net Debt 222.69
Debt Service 32.33
Total Tax Levy 646.29
Municipal Expenditures 225.50
PER CENT:
Gross Debt 2.01
Net Debt .84
Tax Levy Collected 98.45
Tax Levy Cancelled, Abated or Adjusted .02

EXPENDITURES		REVENUES-REALIZED		1983 PROPERTY TAX	
GENERAL GOVERNMENT				STATE EQUALIZED TAX RATE →	
Governing Body & Public Boards		1983 Property Taxes Collected	4,453,900.96	Local District School Taxes 1.58	3,017,053.95
Municipal Clerk		1983 Payments in Lieu of Taxes		Regional & Consolidated School Tax	
Financial Administration	10,689.00	Delinquent Tax & Lien Collections	50,774.69	School Taxes in Municipal Budget	
Assessment of Taxes	6,985.00	Business Personalty Replacement Taxes	98,343.36	County Taxes .59	1,137,582.87
Collection of Taxes	22,260.00	Taxes from Public Utilities	195,663.00	County Library Taxes	
Planning, Housing & Development	6,236.00	Other Miscellaneous Tax Revenues		Local Municipal Purpose Taxes .19	355,060.03
Human Resources	50.00	State Aid Revenues	46,246.11	Veteran & Senior Citizen Taxes	95,050.00
Elections	3,828.00	Federal Aid Revenues		Total Taxes for Rate Computation 2.36	4,604,746.85
General Administration (other)	191,499.20	State and Local Fiscal Assistance Act Utilized	27,245.00	Special District Taxes	
JUDICIARY		Sale of Acquired Property		Bank Corp. Taxes	5,786.19
Municipal Courts	22,404.00	Other Miscellaneous Revenues	746,062.90	Added and Omitted Taxes	4,013.82
PUBLIC SAFETY		Total	5,618,236.02	Total Taxes Levied - ABSTRACT	4,519,496.86
Fire Protection	32,228.00	Prior Years Surplus Appropriated	60,000.00	Total Taxes Billed	4,524,061.09
Police Protection	334,052.00	REVENUES TOTAL	5,678,236.02	1983 TAXES COLLECTED	4,453,900.96
Civil Defense & Disaster Control	414.00	Reserve For Uncollected Taxes	90,000.00	1983 Taxes Cancelled, Abated or Adjusted	796.13
Environmental Inspection & Control	5,870.00	CAPITAL OUTLAY TOTAL	380,311.39	Transfer to Tax Title Liens or Foreclosed	256.20
Other Public Safety		Public Enterprises	15,888.09	Balance Outstanding Dec. 31, 1983	69,107.80
PUBLIC WORKS		Recreation—Culture	8,252.58	PRIOR YEARS TAXES OUTSTANDING	
Streets and Drainage	117,590.00	Public Works	88,163.79	Balance January 1, 1983	49,693.28
Sewers and Sewage Processing	43,069.00	Buildings and Grounds	268,006.93	Collected in 1983	49,693.28
Garbage and Trash Disposal	142,125.00	Library and Education		Cancelled, Abated or Adjusted 1983	
Public Buildings and Grounds	12,205.00	Conservation		Transfers to Tax Title Liens or Foreclosed	
Other Public Works		All Other		Balance December 31, 1983	
HEALTH and WELFARE		CAPITAL DEBT AUTHORIZED, DECEMBER 31, 1983		TAX TITLE LIENS OUTSTANDING	
Health Services Except Environmental	10,398.00	ISSUED AND UNISSUED		Balance January 1, 1983	2,358.00
Welfare-Public Assistance	1,852.00	School	1,485,000	Balance January 1, 1983	256.20
Hospitals, Clinics, First Aid		Self-liquidating	419,000	Transfer From Taxes	
Animal, Insect, & Rodent Control		Other	1,833,876	Redeemed in 1983	1,081.41
Other Welfare Services		Total	3,737,876	Cancelled, Abated or Adjusted (1983)	
RECREATION and CONSERVATION		ISSUED AND OUTSTANDING		Transfers to Foreclosed Property	
Beaches and Boardwalks		School	1,485,000.00	Balance December 31, 1983	1,532.79
Parks, Playgrounds, Shade Trees	62,095.00	Self-Liquidating	419,000.00	PROPERTY ACQUIRED BY DEED OR	
Land Reclamation & Conservation		Other	1,741,000.00	FORECLOSURE	
Other Recreational Services	32,460.00	Total	3,645,000.00	Balance January 1, 1983	
EDUCATION (excluding schools)		EQUALIZED VALUATION BASIS		Transfers From Taxes or Liens	
Libraries	49,189.00	FOR NET DEBT COMPUTATION	185,549,128	Sale for Cash (1983)	
Other Educational Services		REAL PROPERTY VALUATIONS		Cancelled, Abated or Adjusted (1983)	
STATUTORY EXPENDITURES		Code Class # of Parcels % VAL'N		Balance December 31, 1983	
Pensions & F. I. C. A.	91,280.40	1 Vacant Land 99 2.41	3,562,300.00	CURRENT FINANCES DECEMBER 31, 1983	
Employee Fringe Benefits	40,525.00	2 Residential 2120 83.18	122,747,000.00	ASSETS	
Other Statutory Expenditures		3 Farm 2 .02	37,000.00	Cash Dec. 31, 1983	317,599.42
CETA And Other Public Employment Programs		4a Commercial 86 6.42	9,475,900.00	Taxes Receivable	69,107.80
MUNICIPAL FUNCTIONS		4b Industrial 8 7.34	10,825,600.00	Tax Title Liens	1,532.79
CAPITAL IMPROVEMENTS *MEMU*	9,250.00	4c Apartments 8 .63	923,000.00	Foreclosed Property	
DEBT SERVICE		Total 2323	147,570,800.00	Emergencies & Other Deferred Charges	12,000.00
Principal Payments	150,000.00	Land Area 1.60 Sq. Miles		State and Federal Aid Receivable	
Interest Payments	76,115.00	Net Valuation Taxable-Municipal	148,198,271	Other Receivables	7,037.14
		Net Valuation Taxable-County	193,636,963	Total	407,277.15
DEFERRED CHARGES		State Equalized Valuation	191,146,113	LIABILITIES, RESERVES, AND SURPLUS	
SCHOOL, COUNTY, SPECIAL DISTRICT TAXES		State Equalization Ratio	77.46	Cash Liabilities	153,963.56
RESERVE FOR UNCOLLECTED TAXES				Reserves for Receivables	77,677.73
EXPENDITURES TOTAL	5,731,555.42			Surplus Dec. 31, 1983	175,635.86
				Total	407,277.15

0610
Population 1980 24,815
Population 1983 24,968
S & P Rating A
Moody Rating

General Tax Rate Per \$100. 4.47
State Equalized Tax Rate 2.94

MILLVILLE CITY – CUMBERLAND COUNTY
Form of Government:
Commission (1911)
Number of Members on Governing Body – 5

PER CAPITA:
Gross Debt 528.47
Net Debt 142.05
Debt Service 39.64
Total Tax Levy 457.26
Municipal Expenditures 317.28

PER CENT:
Gross Debt 3.75
Net Debt 1.01
Tax Levy Collected 94.67
Tax Levy Cancelled, Abated or Adjusted .17

EXPENDITURES		REVENUES-REALIZED		1983 PROPERTY TAX	
GENERAL GOVERNMENT				STATE EQUALIZED TAX RATE 1.18	4,565,130.83
Governing Body & Public Boards	71,425.00	1983 Property Taxes Collected	10,790,102.66	Local District School Taxes	
Municipal Clerk	130,249.99	1983 Payments in Lieu of Taxes	44,292.00	Regional & Consolidated School Tax	
Financial Administration	82,050.00	Delinquent Tax & Lien Collections	556,263.63	School Taxes in Municipal Budget	.06 231,247.66
Assessment of Taxes	135,350.00	Business Personality Replacement Taxes	478,329.96	County Taxes	1.12 * 4,334,293.15
Collection of Taxes	68,125.00	Taxes from Public Utilities	1,649,858.00	County Library Taxes	
Planning, Housing & Development	350,780.00	Other Miscellaneous Tax Revenues	1,408,689.56	Local Municipal Purpose Taxes	.58 2,240,422.34
Human Resources	7,800.00	State Aid Revenues		Veteran & Senior Citizen Taxes	319,800.00
Elections	832,640.80	Federal Aid Revenues	223,988.00	Total Taxes for Rate Computation	2.94 11,690,893.98
General Administration (other)		State and Local Fiscal Assistance Act Utilized		Special District Taxes	
JUDICIARY	82,150.00	Sale of Acquired Property	1,165,101.46	Bank Corp. Taxes	25,293.17
Municipal Courts		Other Miscellaneous Revenues	16,316,625.27	Added and Omitted Taxes	20,521.18
PUBLIC SAFETY		Total	16,411,625.27	Total Taxes Levied - ABSTRACT	11,416,908.33
Fire Protection	173,300.00	Prior Years Surplus Appropriated	95,000.00	Total Taxes Billed	11,397,539.40
Police Protection	1,383,863.00	REVENUES TOTAL	16,411,625.27	1983 TAXES COLLECTED	10,790,102.66
Civil Defense & Disaster Control	6,125.00	Reserve For Uncollected Taxes	714,647.52	1983 Taxes Cancelled, Abated or Adjusted	19,659.33
Environmental Inspection & Control	83,950.00	CAPITAL OUTLAY TOTAL	641,054.17	Transfer to Tax Title Liens or Foreclosed	47,740.96
Other Public Safety				Balance Outstanding Dec. 31, 1983	540,036.45
PUBLIC WORKS				PRIOR YEARS TAXES OUTSTANDING	
Streets and Drainage	772,509.04	Public Enterprises	120,329.58	Balance January 1, 1983	600,864.80
Sewers and Sewage Processing		Recreation—Culture		Collected in 1983	525,734.52
Garbage and Trash Disposal	390,400.00	Public Works	143,813.28	Cancelled, Abated or Adjusted 1983	51,564.42
Public Buildings and Grounds	120,275.00	Buildings and Grounds	229,896.67	Transfers to Tax Title Liens or Foreclosed	20,163.48
Other Public Works	150,625.00	Library and Education	147,014.64	Balance December 31, 1983	3,402.38
HEALTH and WELFARE		Conservation		TAX TITLE LIENS OUTSTANDING	
Health Services Except Environmental	500.00	All Other		Balance January 1, 1983	72,296.84
Welfare-Public Assistance	79,050.00	CAPITAL DEBT AUTHORIZED, DECEMBER 31, 1983		Transfer From Taxes	74,147.29
Hospitals, Clinics, First Aid	500.00	ISSUED AND UNISSUED GROSS DEBT		Redeemed in 1983	30,529.11
Animal, Insect, & Rodent Control	27,641.23	School	6,283,550	Cancelled, Abated or Adjusted (1983)	3,725.02
Other Welfare Services		Self-liquidating	4,192,490	Transfers to Foreclosed Property	3,477.99
RECREATION and CONSERVATION		Other	2,718,775	Balance December 31, 1983	108,712.01
Beaches and Boardwalks		Total	13,194,815	PROPERTY ACQUIRED BY DEED OR	
Parks, Playgrounds, Shade Trees	149,350.00			FORECLOSURE	
Land Reclamation & Conservation	53,000.00	ISSUED AND OUTSTANDING		Balance January 1, 1983	139,002.01
Other Recreational Services	51,250.00	School	6,249,000.00	Transfers From Taxes or Liens	3,477.99
EDUCATION (excluding schools)		Self-liquidating	2,321,000.00	Sale for Cash (1983)	
Libraries	115,000.00	Other	695,000.00	Cancelled, Abated or Adjusted (1983)	26,350.00
Other Educational Services		Total	9,265,000.00	Balance December 31, 1983	116,130.00
STATUTORY EXPENDITURES		EQUALIZED VALUATION BASIS		CURRENT FINANCES DECEMBER 31, 1983	
Pensions & F. I. C. A.	468,588.66	FOR NET DEBT COMPUTATION	351,845,169	ASSETS	
Employee Fringe Benefits	288,650.00	REAL PROPERTY VALUATIONS		Cash Dec. 31, 1983	2,914,345.24
Other Statutory Expenditures	15,000.00	Code Class # of Parcels % VAL'N	ASSESSED VALUATION	Taxes Receivable	543,438.83
CETA And Other Public Employment Programs		1 Vacant Land 2045 4.23	10,523,900.00	Tax Title Liens	108,712.01
MUNICIPAL FUNCTIONS TOTAL	6,090,147.72	2 Residential 6495 62.24	154,961,900.00	Foreclosed Property	116,130.00
CAPITAL IMPROVEMENTS *MEMO*	136,000.00	3 Farm 203 1.18	2,943,500.00	Emergencies & Other Deferred Charges	100,991.93
DEBT SERVICE		4a Commercial 426 9.51	23,684,050.00	State and Federal Aid Receivable	10,234.46
Principal Payments	395,705.00	4b Industrial 115 17.21	42,855,600.00	Other Receivables	302,513.22
Interest Payments	593,933.49	4c Apartments 46 5.62	14,003,150.00	Total	4,096,365.69
TYPE I SCHL DEBT *MEMO	840,481.07	Total 9330	248,972,100.00	LIABILITIES, RESERVES, AND SURPLUS	
DEFERRED CHARGES	127,291.55	Land Area 43.00 Sq. Miles		Cash Liabilities	2,209,221.00
SCHOOL, COUNTY, SPECIAL DISTRICT TAXES	9,130,671.64	Net Valuation Taxable-Municipal	254,520,030	Reserves for Receivables	921,061.76
RESERVE FOR UNCOLLECTED TAXES	714,647.52	Net Valuation Taxable-County	373,203,837	Surplus Dec. 31, 1983	966,082.93
EXPENDITURES TOTAL	17,052,401.92	State Equalized Valuation	384,295,736	Total	4,096,365.69
		State Equalization Ratio	65.75		

1420
Population 1980 3,325
Population 1983 3,347
S & P Rating
Moody Rating

General Tax Rate Per \$100.
3.43
State Equalized Tax Rate
2.61

MINE HILL TOWNSHIP – MORRIS COUNTY
Form of Government:
Mayor-Council Plan E (OMCL 50)
Number of Members on Governing Body – 5

PER CAPITA:
Gross Debt 253.66
Net Debt 253.66
Debt Service 3.57
Total Tax Levy 671.99
Municipal Expenditures 298.45
PER CENT:
Gross Debt 1.08
Net Debt 1.08
Tax Levy Collected 97.73
Tax Levy Cancelled, Abated or Adjusted .13

EXPENDITURES		REVENUES-REALIZED		1983 PROPERTY TAX	
GENERAL GOVERNMENT				STATE EQUALIZED TAX RATE \rightarrow 1.72	
Governing Body & Public Boards		1983 Property Taxes Collected	2,196,711.43	Local District School Taxes	1,399,640.50
Municipal Clerk		1983 Payments in Lieu of Taxes		Regional & Consolidated School Tax	
Financial Administration	11,455.28	Delinquent Tax & Lien Collections	53,144.01	School Taxes in Municipal Budget	
Assessment of Taxes	17,049.15	Business Personalty Replacement Taxes	57,790.40	County Taxes	306,363.95
Collection of Taxes	13,881.71	Taxes from Public Utilities	152,046.59	County Library Taxes	11,532.03
Planning, Housing & Development	29,491.14	Other Miscellaneous Tax Revenues		Local Municipal Purpose Taxes	405,895.00
Human Resources		State Aid Revenues	37,415.91	Veteran & Senior Citizen Taxes	42,200.00
Elections	687.45	Federal Aid Revenues		Total Taxes for Rate Computation	2,165,631.48
General Administration (other)	184,250.93	State and Local Fiscal Assistance Act Utilized	28,972.00	Special District Taxes	105,303.61
JUDICIARY		Sale of Acquired Property		Bank Corp. Taxes	3,075.09
Municipal Courts	31,062.30	Other Miscellaneous Revenues	118,249.75	Added and Omitted Taxes	17,342.44
PUBLIC SAFETY		Total	2,644,330.09	Total Taxes Levied - ABSTRACT	2,249,152.62
Fire Protection	27,687.50	Prior Years Surplus Appropriated	125,000.00	Total Taxes Billed	2,247,819.24
Police Protection	218,023.08	REVENUES TOTAL	2,769,330.09	1983 TAXES COLLECTED	2,196,711.43
Civil Defense & Disaster Control	7,991.68	Reserve For Uncollected Taxes	89,837.30	1983 Taxes Cancelled, Abated or Adjusted	2,851.20
Environmental Inspection & Control	8,215.68	CAPITAL OUTLAY TOTAL	384,636.05	Transfer to Tax Title Liens or Foreclosed	11,739.60
Other Public Safety		Public Enterprises	79,277.25	Balance Outstanding Dec. 31, 1983	36,517.01
PUBLIC WORKS		Recreation—Culture	3,320.00	PRIOR YEARS TAXES OUTSTANDING	
Streets and Drainage	95,239.16	Public Works	3,520.70	Balance January 1, 1983	50,373.64
Sewers and Sewage Processing		Buildings and Grounds	298,518.10	Collected in 1983	49,181.50
Garbage and Trash Disposal	5,247.84	Library and Education		Cancelled, Abated or Adjusted 1983	
Public Buildings and Grounds	13,564.39	Conservation		Transfers to Tax Title Liens or Foreclosed	1,192.14
Other Public Works		All Other		Balance December 31, 1983	
HEALTH and WELFARE		CAPITAL DEBT AUTHORIZED, DECEMBER 31, 1983		TAX TITLE LIENS OUTSTANDING	
Health Services Except Environmental	28,823.04	ISSUED AND UNISSUED		Balance January 1, 1983	44,178.57
Welfare-Public Assistance	1,155.00	School	366,900	Transfer From Taxes	13,073.35
Hospitals, Clinics, First Aid		Self-liquidating	482,100	Redeemed in 1983	3,962.51
Animal, Insect, & Rodent Control	2,250.00	Other	849,000	Cancelled, Abated or Adjusted (1983)	
Other Welfare Services		Total	849,000	Transfers to Foreclosed Property	
RECREATION and CONSERVATION		ISSUED AND OUTSTANDING		Balance December 31, 1983	53,289.41
Beaches and Boardwalks		School		PROPERTY ACQUIRED BY DEED OR	
Parks, Playgrounds, Shade Trees	7,500.00	Self-Liquidating	366,900.00	FORECLOSURE	
Land Reclamation & Conservation	18.24	Other	371,320.00	Balance January 1, 1983	34,905.00
Other Recreational Services	1,308.77	Total	738,220.00	Transfers From Taxes or Liens	
EDUCATION (excluding schools)		EQUALIZED VALUATION BASIS		Sale for Cash (1983)	
Libraries		FOR NET DEBT COMPUTATION	78,694,356	Cancelled, Abated or Adjusted (1983)	
Other Educational Services		REAL PROPERTY VALUATIONS		Balance December 31, 1983	34,905.00
STATUTORY EXPENDITURES		Code Class # of Parcels % VAL'N		CURRENT FINANCES DECEMBER 31, 1983	
Pensions & F. I. C. A.	55,080.96	1 Vacant Land 192 6.12	3,762,000.00	ASSETS	
Employee Fringe Benefits	21,286.19	2 Residential 1091 89.60	55,080,700.00	Cash Dec. 31, 1983	536,680.12
Other Statutory Expenditures	100.00	3 Farm 2 .02	11,300.00	Taxes Receivable	36,517.01
CETA And Other Public Employment Programs		4a Commercial 30 4.02	2,473,900.00	Tax Title Liens	53,289.41
MUNICIPAL FUNCTIONS TOTAL	781,369.49	4b Industrial 1 .24	145,300.00	Foreclosed Property	34,905.00
CAPITAL IMPROVEMENTS *MEMO*	15,000.00	4c Apartments 1316	61,473,200.00	Emergencies & Other Deferred Charges	142,610.83
DEBT SERVICE		Total		State and Federal Aid Receivable	
Principal Payments	11,943.40	Land Area 2.95 Sq. Miles		Other Receivables	13,083.53
Interest Payments		Net Valuation Taxable-Municipal	61,958,402	Total	817,085.90
DEFERRED CHARGES	115,754.20	Net Valuation Taxable-County	85,323,925	LIABILITIES, RESERVES, AND SURPLUS	
SCHOOL, COUNTY, SPECIAL DISTRICT TAXES	1,822,840.09	State Equalized Valuation	81,392,283	Cash Liabilities	359,118.91
RESERVE FOR UNCOLLECTED TAXES	89,837.30	State Equalization Ratio	75.98	Reserves for Receivables	137,794.95
EXPENDITURES TOTAL	2,821,744.48			Surplus Dec. 31, 1983	320,172.04
				Total	817,085.90

1333

Population 1980 3,318
 Population 1983 3,517
 S & P Rating
 Moody Rating A

General Tax Rate Per \$100. 2.74
 State Equalized Tax Rate 2.18

MONMOUTH BEACH BORO. - MON. CO.**Form of Government:****Commission (1911)****Number of Members on Governing Body - 3****PER CAPITA:**

Gross Debt 699.92
 Net Debt 367.00
 Debt Service 67.60
 Total Tax Levy 968.66
 Municipal Expenditures 438.54

PER CENT:

Gross Debt 1.83
 Net Debt .96
 Tax Levy Collected 96.62
 Tax Levy Cancelled, Abated or Adjusted

EXPENDITURES		REVENUES-REALIZED		1983 PROPERTY TAX	
GENERAL GOVERNMENT				STATE EQUALIZED TAX RATE	
Governing Body & Public Boards		1983 Property Taxes Collected	3,290,816.64	Local District School Taxes .50	783,264.50
Municipal Clerk		1983 Payments in Lieu of Taxes		Regional & Consolidated School Tax .62	968,213.38
Financial Administration	10,500.00	Delinquent Tax & Lien Collections	124,706.30	School Taxes in Municipal Budget	
Assessment of Taxes	18,443.45	Business Personalty Replacement Taxes	7,946.68	County Taxes .52	807,300.25
Collection of Taxes	2,100.00	Taxes from Public Utilities	213,693.36	County Library Taxes .02	30,493.32
Planning, Housing & Development	9,800.00	Other Miscellaneous Tax Revenues		Local Municipal Purpose Taxes .51	795,413.00
Human Resources	4,700.00	State Aid Revenues	19,140.91	Veteran & Senior Citizen Taxes	20,650.00
Elections	1,750.00	Federal Aid Revenues		Total Taxes for Rate Computation 2.17	3,405,334.45
General Administration (other)	181,148.56	State and Local Fiscal Assistance Act Utilized	8,858.00	Special District Taxes	
JUDICIARY		Sale of Acquired Property	940.00	Bank Corp. Taxes	674.53
Municipal Courts	12,250.00	Other Miscellaneous Revenues	348,655.65	Added and Omitted Taxes	21,411.51
PUBLIC SAFETY		Total	4,014,957.54	Total Taxes Levied - ABSTRACT	3,406,770.49
Fire Protection	27,020.00	Prior Years Surplus Appropriated	225,000.00	Total Taxes Billed	3,406,095.96
Police Protection	268,700.00	REVENUES TOTAL	4,239,957.54	1983 TAXES COLLECTED	3,290,816.64
Civil Defense & Disaster Control	1,000.00	Reserve For Uncollected Taxes	220,837.00	1983 Taxes Cancelled, Abated or Adjusted	
Environmental Inspection & Control	29,100.00	CAPITAL OUTLAY TOTAL	94,616.03	Transfer to Tax Title Liens or Foreclosed Balance Outstanding Dec. 31, 1983	115,279.32
Other Public Safety				PRIOR YEARS TAXES OUTSTANDING	
PUBLIC WORKS				Balance January 1, 1983	131,762.16
Streets and Drainage	148,067.62	Public Enterprises		Collected in 1983	124,706.30
Sewers and Sewage Processing		Recreation—Culture	88,693.68	Cancelled, Abated or Adjusted 1983	
Garbage and Trash Disposal	54,950.00	Public Works	5,922.35	Transfers to Tax Title Liens or Foreclosed Balance December 31, 1983	7,055.86
Public Buildings and Grounds	6,400.00	Buildings and Grounds		TAX TITLE LIENS OUTSTANDING	
Other Public Works	32,000.00	Library and Education		Balance January 1, 1983	17,015.93
HEALTH and WELFARE		Conservation		Transfer From Taxes	
Health Services Except Environmental	14,580.00	All Other		Redeemed in 1983	
Welfare-Public Assistance	200.00	CAPITAL DEBT AUTHORIZED, DECEMBER 31, 1983		Cancelled, Abated or Adjusted (1983)	
Hospitals, Clinics, First Aid		ISSUED AND UNISSUED		Transfers to Foreclosed Property	
Animal, Insect, & Rodent Control		School	1,112,899	Balance December 31, 1983	17,015.93
Other Welfare Services		Self-liquidating	1,348,729	PROPERTY ACQUIRED BY DEED OR FORECLOSURE	
RECREATION and CONSERVATION		Other	2,461,629	Balance January 1, 1983	120,410.00
Beaches and Boardwalks	99,732.38	ISSUED AND OUTSTANDING		Transfers From Taxes or Liens	
Parks, Playgrounds, Shade Trees	19,000.20	School	1,112,899.92	Sale for Cash (1983)	940.00
Land Reclamation & Conservation	300.00	Self-Liquidating	1,282,000.00	Cancelled, Abated or Adjusted (1983)	
Other Recreational Services		Other	2,394,899.92	Balance December 31, 1983	119,470.00
EDUCATION (excluding schools)		Total		CURRENT FINANCES DECEMBER 31, 1983	
Libraries	22,200.00	EQUALIZED VALUATION BASIS FOR NET DEBT COMPUTATION	134,670,469	ASSETS	
Other Educational Services		REAL PROPERTY VALUATIONS		Cash Dec. 31, 1983	1,360,725.70
STATUTORY EXPENDITURES		Code Class # of Parcels % VAL'N		Taxes Receivable	122,335.18
Pensions & F. I. C. A.	75,135.68	1 Vacant Land 242 1.46	3,473,050.00	Tax Title Liens	17,015.93
Employee Fringe Benefits	30,000.00	2 Residential 1576 47.40	112,962,050.00	Foreclosed Property	119,470.00
Other Statutory Expenditures	3,500.00	3 Farm .		Emergencies & Other Deferred Charges	5,200.00
CETA And Other Public Employment Programs		4a Commercial 32 1.63	3,895,600.00	State and Federal Aid Receivable	
MUNICIPAL FUNCTIONS		4b Industrial		Other Receivables	70.00
CAPITAL IMPROVEMENTS *MEMO*	10,000.00	4c Apartments 2 1.17	2,791,600.00	Total	1,624,816.81
DEBT SERVICE		Total 1852	123,122,300.00	LIABILITIES, RESERVES, AND SURPLUS	
Principal Payments	110,000.00	Land Area 1.10 Sq. Miles		Cash Liabilities	913,592.77
Interest Payments	127,734.00	Net Valuation Taxable-Municipal	123,510,029	Reserves for Receivables	258,891.11
DEFERRED CHARGES		Net Valuation Taxable-County	148,799,978	Surplus Dec. 31, 1983	452,332.93
SCHOOL, COUNTY, SPECIAL DISTRICT TAXES	11,198.93	State Equalized Valuation	155,297,518	Total	1,624,816.81
SCHOOL, COUNTY, SPECIAL DISTRICT TAXES	2,589,271.45	State Equalization Ratio 79.48			
RESERVE FOR UNCOLLECTED TAXES	220,837.00				
EXPENDITURES TOTAL	4,131,619.27				

0811
Population 1980 21,639
Population 1983 22,455
S & P Rating A
Moody Rating AAA

General Tax Rate Per \$100. 3.73
State Equalized Tax Rate 2.30

MONROE TOWNSHIP - GLOUCESTER CO.
Form of Government:
Mayor-Council Plan F (OMCL 50)
Number of Members on Governing Body - 7

PER CAPITA:
Gross Debt 357.87
Net Debt 133.51
Debt Service 35.99
Total Tax Levy 393.69
Municipal Expenditures 298.95

PER CENT:
Gross Debt 2.32
Net Debt .87
Tax Levy Collected 92.71
Tax Levy Cancelled, Abated or Adjusted .14

EXPENDITURES		REVENUES-REALIZED		1983 PROPERTY TAX	
GENERAL GOVERNMENT				STATE EQUALIZED TAX RATE →	
Governing Body & Public Boards		1983 Property Taxes Collected	8,184,567.81	Local District School Taxes 1.31	4,982,123.13
Municipal Clerk		1983 Payments in Lieu of Taxes		Regional & Consolidated School Tax	
Financial Administration	102,261.27	Delinquent Tax & Lien Collections	615,584.33	School Taxes in Municipal Budget	
Assessment of Taxes	89,124.52	Business Personalty Replacement Taxes	126,176.08	County Taxes .58	2,204,732.66
Collection of Taxes	80,138.02	Taxes from Public Utilities	3,291,538.00	County Library Taxes	
Planning, Housing & Development	62,475.11	Other Miscellaneous Tax Revenues		Local Municipal Purpose Taxes .41	1,573,000.00
Human Resources	3,200.00	State Aid Revenues	222,583.45	Veteran & Senior Citizen Taxes	260,800.00
Elections	4,604.10	Federal Aid Revenues		Total Taxes for Rate Computation 2.30	9,020,655.79
General Administration (other)	627,153.85	State and Local Fiscal Assistance Act Utilized	192,555.58	Special District Taxes	
JUDICIARY		Sale of Acquired Property		Bank Corp. Taxes	12,181.23
Municipal Courts	71,875.97	Other Miscellaneous Revenues	626,328.82	Added and Omitted Taxes	68,275.81
PUBLIC SAFETY		Total	13,259,334.07	Total Taxes Levied - ABSTRACT	8,840,312.83
Fire Protection	52,740.00	Prior Years Surplus Appropriated	516,116.82	Total Taxes Billed	8,828,131.60
Police Protection	1,400,512.63	REVENUES TOTAL	13,775,450.89	1983 TAXES COLLECTED	8,184,567.81
Civil Defense & Disaster Control	500.00	Reserve For Uncollected Taxes	851,410.75	1983 Taxes Cancelled, Abated or Adjusted	12,609.30
Environmental Inspection & Control	64,723.45	CAPITAL OUTLAY TOTAL	591,848.19	Transfer to Tax Title Liens or Foreclosed	116,468.84
Other Public Safety				Balance Outstanding Dec. 31, 1983	514,485.65
PUBLIC WORKS				PRIOR YEARS TAXES OUTSTANDING	
Streets and Drainage	640,832.50	Public Enterprises		Balance January 1, 1983	551,839.81
Sewers and Sewage Processing		Recreation—Culture	37,571.08	Collected in 1983	508,067.89
Garbage and Trash Disposal	557,355.52	Public Works	172,777.14	Cancelled, Abated or Adjusted 1983	3,787.50
Public Buildings and Grounds	157,766.05	Buildings and Grounds	381,499.97	Transfers to Tax Title Liens or Foreclosed	39,984.42
Other Public Works	112,500.00	Library and Education		Balance December 31, 1983	
HEALTH and WELFARE		Conservation		TAX TITLE LIENS OUTSTANDING	
Health Services Except Environmental	42,346.68	All Other		Balance January 1, 1983	255,897.97
Welfare-Public Assistance	24,449.54	CAPITAL DEBT AUTHORIZED, DECEMBER 31, 1983		Transfer From Taxes	169,927.36
Hospitals, Clinics, First Aid		ISSUED AND UNISSUED		Redeemed in 1983	107,516.44
Animal, Insect, & Rodent Control	30,898.30	School	5,038,000	Cancelled, Abated or Adjusted (1983)	
Other Welfare Services	500.00	Self-liquidating	2,998,000	Transfers to Foreclosed Property	
RECREATION and CONSERVATION		Other	8,036,000	Balance December 31, 1983	318,308.89
Beaches and Boardwalks		Total		PROPERTY ACQUIRED BY DEED OR FORECLOSURE	
Parks, Playgrounds, Shade Trees	12,633.19	ISSUED AND OUTSTANDING		Balance January 1, 1983	810,400.00
Land Reclamation & Conservation	43,803.00	School	5,038,000.00	Transfers From Taxes or Liens	
Other Recreational Services	82,312.72	Self-Liquidating	2,998,000.00	Sale for Cash (1983)	
EDUCATION (excluding schools)		Other	8,036,000.00	Cancelled, Abated or Adjusted (1983)	
Libraries	152,201.00	Total		Balance December 31, 1983	810,400.00
Other Educational Services	750.00	EQUALIZED VALUATION BASIS FOR NET DEBT COMPUTATION	345,991,341	CURRENT FINANCES DECEMBER 31, 1983	
STATUTORY EXPENDITURES		REAL PROPERTY VALUATIONS		ASSETS	
Pensions & F. I. C. A.	263,800.00	Code Class # of Parcels % VAL'N		Cash Dec. 31, 1983	1,547,286.59
Employee Fringe Benefits	226,729.00	1 Vacant Land 2180 7.64	17,410,300.00	Taxes Receivable	514,485.65
Other Statutory Expenditures	15,000.00	2 Residential 5634 70.54	160,795,500.00	Tax Title Liens	318,308.89
CETA And Other Public Employment Programs		3 Farm 677 5.21	11,875,200.00	Foreclosed Property	810,400.00
MUNICIPAL FUNCTIONS TOTAL	4,923,186.47	4a Commercial 329 13.12	29,904,600.00	Emergencies & Other Deferred Charges	244,101.17
CAPITAL IMPROVEMENTS *MEMO*		4b Industrial 20 1.33	3,042,600.00	State and Federal Aid Receivable	10,254.93
DEBT SERVICE		4c Apartments 29 2.16	4,926,900.00	Other Receivables	75,256.33
Principal Payments	320,000.00	Total 8869	227,955,100.00	Total	3,520,093.56
Interest Payments	488,127.41			LIABILITIES, RESERVES, AND SURPLUS	
DEFERRED CHARGES		Land Area 46.96 Sq. Miles		Cash Liabilities	688,460.41
SCHOOL, COUNTY, SPECIAL DISTRICT TAXES	130,277.47	Net Valuation Taxable-Municipal	234,902,238	Reserves for Receivables	1,718,450.87
RESERVE FOR UNCOLLECTED TAXES	7,186,855.79	Net Valuation Taxable-County	358,288,428	Surplus Dec. 31, 1983	1,113,182.28
EXPENDITURES TOTAL	13,899,857.89	State Equalized Valuation	376,164,987	Total	3,520,093.56
		State Equalization Ratio	61.74		

1213

Population 1980 15,858
 Population 1983 17,523
 S & P Rating
 Moody Rating AAA

General Tax Rate Per \$100. 3.95
 State Equalized Tax Rate 1.89

MONROE TOWNSHIP – MIDDLESEX CO.
Form of Government:
Mayor–Council Plan F (OMCL 50)
Number of Members on Governing Body – 5

PER CAPITA:
 Gross Debt 999.29
 Net Debt 492.10
 Debt Service 37.39
 Total Tax Levy 713.14
 Municipal Expenditures 257.88

PER CENT:
 Gross Debt 3.39
 Net Debt 1.67
 Tax Levy Collected 96.33
 Tax Levy Cancelled, Abated or Adjusted .07

EXPENDITURES		REVENUES-REALIZED		1983 PROPERTY TAX	
GENERAL GOVERNMENT				STATE EQUALIZED TAX RATE \rightarrow 1.16	
Governing Body & Public Boards	22,185.00	1983 Property Taxes Collected	12,026,194.31	Local District School Taxes	7,124,722.50
Municipal Clerk	67,936.00	1983 Payments in Lieu of Taxes		Regional & Consolidated School Tax	
Financial Administration	92,922.00	Delinquent Tax & Lien Collections	455,992.51	School Taxes in Municipal Budget	
Assessment of Taxes	70,289.00	Business Personalty Replacement Taxes	157,210.52	County Taxes	3,351,032.75
Collection of Taxes	86,279.00	Taxes from Public Utilities	1,230,412.00	County Library Taxes	
Planning, Housing & Development	67,304.00	Other Miscellaneous Tax Revenues		Local Municipal Purpose Taxes	1,150,794.64
Human Resources	64,251.00	State Aid Revenues	124,912.55	Veteran & Senior Citizen Taxes	131,950.00
Elections	6,600.00	Federal Aid Revenues		Total Taxes for Rate Computation	11,758,499.89
General Administration (other)	401,419.00	State and Local Fiscal Assistance Act Utilized	60,489.00	Special District Taxes	395,294.00
JUDICIARY		Sale of Acquired Property	1,036,502.32	Bank Corp. Taxes	25,180.65
Municipal Courts	50,619.00	Other Miscellaneous Revenues	15,091,713.21	Added and Omitted Taxes	449,383.60
PUBLIC SAFETY		Total	786,000.00	Total Taxes Levied - ABSTRACT	12,496,408.14
Fire Protection	908,819.00	Prior Years Surplus Appropriated	15,877,713.21	Total Taxes Billed	12,483,964.04
Police Protection	715.00	REVENUES TOTAL	548,887.09	1983 TAXES COLLECTED	12,026,194.31
Civil Defense & Disaster Control	160,331.00	Reserve For Uncollected Taxes		1983 Taxes Cancelled, Abated or Adjusted	8,692.70
Environmental Inspection & Control				Transfer to Tax Title Liens or Foreclosed	42,015.96
Other Public Safety				Balance Outstanding Dec. 31, 1983	407,061.07
PUBLIC WORKS		CAPITAL OUTLAY TOTAL	2,501,632.47	PRIOR YEARS TAXES OUTSTANDING	
Streets and Drainage	670,232.00	Public Enterprises	120,349.37	Balance January 1, 1983	428,594.53
Sewers and Sewage Processing		Recreation-- Culture	1,777,948.38	Collected in 1983	414,831.97
Garbage and Trash Disposal	51,585.00	Public Works	557,676.98	Cancelled, Abated or Adjusted 1983	4,788.27
Public Buildings and Grounds	74,400.00	Buildings and Grounds	13,969.12	Transfers to Tax Title Liens or Foreclosed	8,373.27
Other Public Works		Library and Education	31,686.62	Balance December 31, 1983	601.02
HEALTH and WELFARE		Conservation		TAX TITLE LIENS OUTSTANDING	
Health Services Except Environmental	12,875.00	All Other		Balance January 1, 1983	125,909.74
Welfare-Public Assistance	5,576.00			Transfer From Taxes	51,533.24
Hospitals, Clinics, First Aid	30,000.00			Redeemed in 1983	41,160.54
Animal, Insect, & Rodent Control				Cancelled, Abated or Adjusted (1983)	2,034.02
Other Welfare Services				Transfers to Foreclosed Property	18,072.45
RECREATION and CONSERVATION				Balance December 31, 1983	116,175.97
Beaches and Boardwalks	1,444.00			PROPERTY ACQUIRED BY DEED OR FORECLOSURE	
Parks, Playgrounds, Shade Trees	8,965.00			Balance January 1, 1983	598,802.55
Land Reclamation & Conservation	92,594.00			Transfers From Taxes or Liens	18,072.45
Other Recreational Services				Sale for Cash (1983)	8,375.00
EDUCATION (excluding schools)				Cancelled, Abated or Adjusted (1983)	6,525.00
Libraries	2,080.00			Balance December 31, 1983	601,975.00
Other Educational Services	500.00			CURRENT FINANCES DECEMBER 31, 1983	
STATUTORY EXPENDITURES				ASSETS	
Pensions & F. I. C. A.	175,447.41			Cash Dec. 31, 1983	3,526,123.75
Employee Fringe Benefits	129,030.00			Taxes Receivable	407,662.09
Other Statutory Expenditures	16,353.72			Tax Title Liens	116,175.97
CETA And Other Public Employment Programs	3,270,751.13			Foreclosed Property	601,975.00
MUNICIPAL FUNCTIONS TOTAL	113,100.00			Emergencies & Other Deferred Charges	86,000.00
CAPITAL IMPROVEMENTS *MEMU*				State and Federal Aid Receivable	38,156.04
DEBT SERVICE				Other Receivables	5,055.36
Principal Payments	139,432.39			Total	4,783,146.21
Interest Payments	515,730.61			LIABILITIES, RESERVES, AND SURPLUS	
DEFERRED CHARGES				Cash Liabilities	2,611,779.25
SCHOOL, COUNTY, SPECIAL DISTRICT TAXES	10,871,049.25			Reserves for Receivables	1,130,668.42
RESERVE FOR UNCOLLECTED TAXES	548,887.09			Surplus Dec. 31, 1983	1,040,500.54
EXPENDITURES TOTAL	15,389,926.41			Total	4,783,146.21

1914
Population 1980 2,066
Population 1983 2,228
S & P Rating
Moody Rating

General Tax Rate Per \$100. 1.78
State Equalized Tax Rate 1.72

MONTAGUE TWP. - SUSSEX CO.
Form of Government:
Township Committee
Number of Members on Governing Body - 3

PER CAPITA:
Gross Debt 255.61
Net Debt 24.91
Debt Service 5.79
Total Tax Levy 617.60
Municipal Expenditures 307.25
PER CENT:
Gross Debt .76
Net Debt .07
Tax Levy Collected 89.55
Tax Levy Cancelled, Abated or Adjusted 2.21

EXPENDITURES		REVENUES-REALIZED		1983 PROPERTY TAX	
GENERAL GOVERNMENT				STATE EQUALIZED TAX RATE →	
Governing Body & Public Boards		1983 Property Taxes Collected	1,248,415.45	Local District School Taxes 1.02	812,779.68
Municipal Clerk		1983 Payments in Lieu of Taxes		Regional & Consolidated School Tax	
Financial Administration	18,000.00	Delinquent Tax & Lien Collections	106,431.78	School Taxes in Municipal Budget	
Assessment of Taxes	12,900.00	Business Personalty Replacement Taxes	12,412.08	County Taxes .54 *	428,868.89
Collection of Taxes	19,600.00	Taxes from Public Utilities	158,461.00	County Library Taxes .03	24,917.99
Planning, Housing & Development	27,800.00	Other Miscellaneous Tax Revenues		Local Municipal Purpose Taxes .13	101,600.26
Human Resources		State Aid Revenues	10,097.71	Veteran & Senior Citizen Taxes	24,100.00
Elections	1,200.00	Federal Aid Revenues		Total Taxes for Rate Computation 1.72	1,392,272.82
General Administration (other)	98,550.00	State and Local Fiscal Assistance Act Utilized	8,828.00	Special District Taxes	
JUDICIARY		Sale of Acquired Property		Bank Corp. Taxes	3,922.76
Municipal Courts	12,900.00	Other Miscellaneous Revenues	121,315.33	Added and Omitted Taxes	3,922.52
PUBLIC SAFETY		Total	1,606,561.35	Total Taxes Levied - ABSTRACT	1,376,018.10
Fire Protection	20,675.00	Prior Years Surplus Appropriated	192,450.00	Total Taxes Billed	1,394,145.34
Police Protection		REVENUES TOTAL	1,859,011.35	1983 TAXES COLLECTED	1,248,415.45
Civil Defense & Disaster Control	900.00	Reserve For Uncollected Taxes	148,566.68	1983 Taxes Cancelled, Abated or Adjusted	30,822.11
Environmental Inspection & Control	10,400.00	CAPITAL OUTLAY TOTAL	200.00	Transfer to Tax Title Liens or Foreclosed	5,828.61
Other Public Safety				Balance Outstanding Dec. 31, 1983	109,079.17
PUBLIC WORKS				PRIOR YEARS TAXES OUTSTANDING	
Streets and Drainage	130,228.00	Public Enterprises		Balance January 1, 1983	106,930.67
Sewers and Sewage Processing	425.00	Recreation—Culture		Collected in 1983	96,015.38
Garbage and Trash Disposal	2,200.00	Public Works		Cancelled, Abated or Adjusted 1983	8,552.00
Public Buildings and Grounds	20,000.00	Buildings and Grounds	200.00	Transfers to Tax Title Liens or Foreclosed	2,363.29
Other Public Works	4,000.00	Library and Education		Balance December 31, 1983	
HEALTH and WELFARE		Conservation		TAX TITLE LIENS OUTSTANDING	
Health Services Except Environmental	14,800.00	All Other		Balance January 1, 1983	23,885.00
Welfare-Public Assistance	2,450.00	CAPITAL DEBT AUTHORIZED, DECEMBER 31, 1983		Transfer From Taxes	8,191.90
Hospitals, Clinics, First Aid		ISSUED AND UNISSUED		Redeemed in 1983	10,416.40
Animal, Insect, & Rodent Control	12,000.00	School	514,000	Cancelled, Abated or Adjusted (1983)	
Other Welfare Services		Self-liquidating	55,500	Transfers to Foreclosed Property	
RECREATION and CONSERVATION		Other	569,500	Balance December 31, 1983	21,660.50
Beaches and Boardwalks		Total		PROPERTY ACQUIRED BY DEED OR	
Parks, Playgrounds, Shade Trees				FORECLOSURE	
Land Reclamation & Conservation				Balance January 1, 1983	43,885.00
Other Recreational Services	6,500.00			Transfers From Taxes or Liens	
EDUCATION (excluding schools)				Sale for Cash (1983)	
Libraries				Cancelled, Abated or Adjusted (1983)	
Other Educational Services				Balance December 31, 1983	43,885.00
STATUTORY EXPENDITURES				CURRENT FINANCES DECEMBER 31, 1983	
Pensions & F. I. C. A.	18,350.00			ASSETS	
Employee Fringe Benefits	18,000.00			Cash Dec. 31, 1983	564,813.16
Other Statutory Expenditures	8,000.00			Taxes Receivable	109,079.17
CETA And Other Public Employment Programs				Tax Title Liens	21,660.50
MUNICIPAL FUNCTIONS TOTAL	457,878.00			Foreclosed Property	43,885.00
CAPITAL IMPROVEMENTS *MEMO*	1,400.00			Emergencies & Other Deferred Charges	11,349.60
DEBT SERVICE				State and Federal Aid Receivable	2,392.54
Principal Payments	9,600.00			Other Receivables	2,016.79
Interest Payments	3,297.60			Total	755,196.76
DEFERRED CHARGES				LIABILITIES, RESERVES, AND SURPLUS	
SCHOOL, COUNTY, SPECIAL DISTRICT TAXES	65,211.63			Cash Liabilities	214,625.83
RESERVE FOR UNCOLLECTED TAXES	148,566.68			Reserves for Receivables	176,641.46
EXPENDITURES TOTAL	1,951,120.47			Surplus Dec. 31, 1983	363,929.47
				Total	755,196.76

0713
Population 1980 38,321
Population 1983 38,468
S & P Rating AA
Moody Rating AAA

General Tax Rate Per \$100. 8.33
State Equalized Tax Rate 3.69

MONTCLAIR TOWNSHIP - ESSEX COUNTY
Form of Government:
Council-Manager Plan C (OMCL 50)
Number of Members on Governing Body - 5

PER CAPITA:
Gross Debt 719.56
Net Debt 397.02
Debt Service 65.25
Total Tax Levy 1,009.46
Municipal Expenditures 558.68
PER CENT:
Gross Debt 2.92
Net Debt 1.61
Tax Levy Collected 97.26
Tax Levy Cancelled, Abated or Adjusted .14

EXPENDITURES		REVENUES-REALIZED		1983 PROPERTY TAX	
GENERAL GOVERNMENT		1983 Property Taxes Collected		STATE EQUALIZED TAX RATE	
Governing Body & Public Boards	19,517.50	37,744,013.95		1.60	
Municipal Clerk	108,516.00	236,999.15		Local District School Taxes	
Financial Administration	193,354.00	883,571.56		Regional & Consolidated School Tax	
Assessment of Taxes	49,508.00	393,965.72		School Taxes in Municipal Budget	
Collection of Taxes	29,651.00	2,158,185.00		County Taxes	
Planning, Housing & Development	111,748.00	844,785.96		County Library Taxes	
Human Resources	89,400.00	446,658.52		Local Municipal Purpose Taxes	
Elections	8,580.00	110,874.00		Veteran & Senior Citizen Taxes	
General Administration (other)	1,881,459.00	3,622,149.18		Total Taxes for Rate Computation	
JUDICIARY		46,441,203.04		Special District Taxes	
Municipal Courts	110,651.00	2,112,378.18		Bank Corp. Taxes	
PUBLIC SAFETY		48,553,581.22		Added and Omitted Taxes	
Fire Protection	2,318,326.00	2,357,893.36		Total Taxes Levied - ABSTRACT	
Police Protection	3,035,678.65	4,489,254.47		Total Taxes Billed	
Civil Defense & Disaster Control		1,453,908.51		1983 TAXES COLLECTED	
Environmental Inspection & Control	97,603.00	176,387.71		1983 Taxes Cancelled, Abated or Adjusted	
Other Public Safety		1,135,750.78		Transfer to Tax Title Liens or Foreclosed	
PUBLIC WORKS		260,933.05		Balance Outstanding Dec. 31, 1983	
Streets and Drainage	961,272.00	1,462,274.42		PRIOR YEARS TAXES OUTSTANDING	
Sewers and Sewage Processing	1,073,655.34			Balance January 1, 1983	
Garbage and Trash Disposal	1,026,662.70			Collected in 1983	
Public Buildings and Grounds	333,513.35			Cancelled, Abated or Adjusted 1983	
Other Public Works	236,531.00			Transfers to Tax Title Liens or Foreclosed	
HEALTH and WELFARE				Balance December 31, 1983	
Health Services Except Environmental	505,494.00			TAX TITLE LIENS OUTSTANDING	
Welfare-Public Assistance	140,137.00			Balance January 1, 1983	
Hospitals, Clinics, First Aid				Transfer From Taxes	
Animal, Insect, & Rodent Control	44,494.00			Redeemed in 1983	
Other Welfare Services				Cancelled, Abated or Adjusted (1983)	
RECREATION and CONSERVATION				Transfers to Foreclosed Property	
Beaches and Boardwalks	441,634.00			Balance December 31, 1983	
Parks, Playgrounds, Shade Trees	5,000.00			PROPERTY ACQUIRED BY DEED OR	
Land Reclamation & Conservation	338,332.46			FORECLOSURE	
Other Recreational Services				Balance January 1, 1983	
EDUCATION (excluding schools)				Transfers From Taxes or Liens	
Libraries	773,583.00			Sale for Cash (1983)	
Other Educational Services				Cancelled, Abated or Adjusted (1983)	
STATUTORY EXPENDITURES				Balance December 31, 1983	
Pensions & F. I. C. A.	1,760,947.36			CURRENT FINANCES DECEMBER 31, 1983	
Employee Fringe Benefits				ASSETS	
Other Statutory Expenditures	5,000.00			Cash Dec. 31, 1983	
CETA And Other Public Employment Programs				Taxes Receivable	
MUNICIPAL FUNCTIONS TOTAL	15,700,248.36			Tax Title Liens	
CAPITAL IMPROVEMENTS *MEMO*	184,963.00			Foreclosed Property	
DEBT SERVICE				Emergencies & Other Deferred Charges	
Principal Payments	1,015,000.00			State and Federal Aid Receivable	
Interest Payments	1,494,902.73			Other Receivables	
TYPE I SCHL DEBT *MEMO	1,246,859.37			Total	
DEFERRED CHARGES	923,378.87			LIABILITIES, RESERVES, AND SURPLUS	
SCHOOL, COUNTY, SPECIAL DISTRICT TAXES	28,761,530.60			Cash Liabilities	
RESERVE FOR UNCOLLECTED TAXES	2,357,893.36			Reserves for Receivables	
EXPENDITURES TOTAL	50,252,953.92			Surplus Dec. 31, 1983	
				Total	

1813
Population 1980 7,360
Population 1983 7,559
S & P Rating
Moody Rating A1

General Tax Rate Per \$100.
3.12
State Equalized Tax Rate
2.07

MONTGOMERY TWP. — SOMERSET CO.
Form of Government:
Township Committee
Number of Members on Governing Body — 5

PER CAPITA:
Gross Debt 977.97
Net Debt 636.30
Debt Service 117.38
Total Tax Levy 987.50
Municipal Expenditures 481.47
PER CENT:
Gross Debt 2.32
Net Debt 1.51
Tax Levy Collected 95.42
Tax Levy Cancelled, Abated or Adjusted .03

EXPENDITURES		REVENUES-REALIZED		1983 PROPERTY TAX	
GENERAL GOVERNMENT				STATE EQUALIZED TAX RATE 1.39	
Governing Body & Public Boards		1983 Property Taxes Collected	7,131,857.72	Local District School Taxes	4,865,529.00
Municipal Clerk	43,086.64	1983 Payments in Lieu of Taxes		Regional & Consolidated School Tax	
Financial Administration	92,416.00	Delinquent Tax & Lien Collections	367,877.40	School Taxes in Municipal Budget	
Assessment of Taxes	28,536.45	Business Personalty Replacement Taxes	124,741.92	County Taxes	1,667,429.87
Collection of Taxes	22,564.00	Taxes from Public Utilities	633,901.00	County Library Taxes	129,845.07
Planning, Housing & Development	77,421.00	Other Miscellaneous Tax Revenues		Local Municipal Purpose Taxes	578,852.94
Human Resources		State Aid Revenues	157,702.59	Veteran & Senior Citizen Taxes	35,600.00
Elections		Federal Aid Revenues		Total Taxes for Rate Computation	7,277,256.88
General Administration (other)	377,037.66	State and Local Fiscal Assistance Act Utilized	35,756.88	Special District Taxes	155,250.00
JUDICIARY		Sale of Acquired Property		Bank Corp. Taxes	3,395.69
Municipal Courts	37,213.00	Other Miscellaneous Revenues	1,316,463.88	Added and Omitted Taxes	64,212.57
PUBLIC SAFETY		Total	9,968,301.39	Total Taxes Levied - ABSTRACT	7,464,515.14
Fire Protection	89,158.96	Prior Years Surplus Appropriated	804,657.20	Total Taxes Billed	7,474,330.29
Police Protection	453,325.00	REVENUES TOTAL	10,772,958.59	1983 TAXES COLLECTED	7,131,857.72
Civil Defense & Disaster Control	20.00	Reserve For Uncollected Taxes	595,170.56	1983 Taxes Cancelled, Abated or Adjusted	2,481.16
Environmental Inspection & Control	70,595.00	CAPITAL OUTLAY TOTAL	933,719.45	Transfer to Tax Title Liens or Foreclosed	14,521.23
Other Public Safety				Balance Outstanding Dec. 31, 1983	325,470.18
PUBLIC WORKS				PRIOR YEARS TAXES OUTSTANDING	
Streets and Drainage	230,729.63	Public Enterprises		Balance January 1, 1983	343,633.60
Sewers and Sewage Processing	137,686.00	Recreation—Culture	390,832.00	Collected in 1983	328,700.69
Garbage and Trash Disposal		Public Works	190,464.56	Cancelled, Abated or Adjusted 1983	453.45
Public Buildings and Grounds	100,753.00	Buildings and Grounds	352,422.89	Transfers to Tax Title Liens or Foreclosed	12,159.36
Other Public Works	70,350.00	Library and Education		Balance December 31, 1983	2,320.10
HEALTH and WELFARE		Conservation		TAX TITLE LIENS OUTSTANDING	
Health Services Except Environmental	50,148.78	All Other		Balance January 1, 1983	31,338.51
Welfare-Public Assistance	7,550.00	CAPITAL DEBT AUTHORIZED, DECEMBER 31, 1983		Transfer From Taxes	28,574.79
Hospitals, Clinics, First Aid		ISSUED AND UNISSUED		Redeemed in 1983	39,176.71
Animal, Insect, & Rodent Control	1,000.00	School	1,926,000	Cancelled, Abated or Adjusted (1983)	
Other Welfare Services		Self-liquidating	5,466,510	Transfers to Foreclosed Property	1,726.72
RECREATION and CONSERVATION		Other	7,392,510	Balance December 31, 1983	19,009.87
Beaches and Boardwalks	5,660.00	Total		PROPERTY ACQUIRED BY DEED OR FORECLOSURE	
Parks, Playgrounds, Shade Trees	2,650.00	ISSUED AND OUTSTANDING		Balance January 1, 1983	113,483.28
Land Reclamation & Conservation	53,002.00	School	1,926,000.00	Transfers From Taxes or Liens	1,726.72
Other Recreational Services		Self-liquidating	4,954,180.00	Sale for Cash (1983)	
EDUCATION (excluding schools)		Other	6,885,180.00	Cancelled, Abated or Adjusted (1983)	
Libraries	2,000.00	Total		Balance December 31, 1983	115,210.00
Other Educational Services		EQUALIZED VALUATION BASIS		CURRENT FINANCES DECEMBER 31, 1983	
STATUTORY EXPENDITURES		FOR NET DEBT COMPUTATION	319,245,367	ASSETS	
Pensions & F. I. C. A.	142,739.23	REAL PROPERTY VALUATIONS		Cash Dec. 31, 1983	4,555,909.07
Employee Fringe Benefits	56,600.00	Code Class # of Parcels % VAL'N		Taxes Receivable	327,790.28
Other Statutory Expenditures	2,000.00	1 Vacant Land 449 4.85		Tax Title Liens	19,009.87
CETA And Other Public Employment Programs		2 Residential 1743 57.87		Foreclosed Property	115,210.00
MUNICIPAL FUNCTIONS		3 Farm 428 5.28		Emergencies & Other Deferred Charges	5,600.00
CAPITAL IMPROVEMENTS	36,763.94	4a Commercial 92 16.91		State and Federal Aid Receivable	
DEBT SERVICE		4b Industrial 4 13.42		Other Receivables	262.79
Principal Payments	489,614.00	4c Apartments 1 1.66		Total	5,023,782.01
Interest Payments	397,640.34	Total	230,335,425.00	LIABILITIES, RESERVES, AND SURPLUS	
		Land Area 32.80 Sq. Miles		Cash Liabilities	2,976,440.16
DEFERRED CHARGES		Net Valuation Taxable-Municipal	232,490,711	Reserves for Receivables	462,272.94
SCHOOL, COUNTY, SPECIAL DISTRICT TAXES	6,818,053.94	Net Valuation Taxable-County	332,748,625	Surplus Dec. 31, 1983	1,585,068.91
RESERVE FOR UNCOLLECTED TAXES	595,170.56	State Equalized Valuation	349,039,081	Total	5,023,782.01
EXPENDITURES TOTAL	10,457,521.19	State Equalization Ratio	66.41		

0236
Population 1980 7,318
Population 1983 7,359
S & P Rating
Moody Rating A

General Tax Rate Per \$100. 3.03
State Equalized Tax Rate 2.01

MONTVALE BOROUGH - BERGEN COUNTY
Form of Government:
Borough Council
Number of Members on Governing Body - 6

PER CAPITA:
Gross Debt 965.27
Net Debt 782.01
Debt Service 110.52
Total Tax Levy 1,279.70
Municipal Expenditures 483.51

PER CENT:
Gross Debt 1.61
Net Debt 1.30
Tax Levy Collected 97.47
Tax Levy Cancelled, Abated or Adjusted .25

EXPENDITURES		REVENUES-REALIZED		1983 PROPERTY TAX	
GENERAL GOVERNMENT				STATE EQUALIZED TAX RATE → .64	
Governing Body & Public Boards		1983 Property Taxes Collected	9,169,168.03	Local District School Taxes	2,945,893.25
Municipal Clerk		1983 Payments in Lieu of Taxes		Regional & Consolidated School Tax	2,976,457.54
Financial Administration	7,450.00	Delinquent Tax & Lien Collections	181,343.32	School Taxes in Municipal Budget	
Assessment of Taxes	80,525.00	Business Personalty Replacement Taxes	149,682.20	County Taxes	1,777,333.14
Collection of Taxes	17,035.00	Taxes from Public Utilities	1,056,299.00	County Library Taxes	
Planning, Housing & Development	14,325.00	Other Miscellaneous Tax Revenues		Local Municipal Purpose Taxes	1,546,250.47
Human Resources		State Aid Revenues	51,639.25	Veteran & Senior Citizen Taxes	40,950.00
Elections	1,100.00	Federal Aid Revenues		Total Taxes for Rate Computation	9,286,884.40
General Administration (other)	338,891.00	State and Local Fiscal Assistance Act Utilized	62,803.08	Special District Taxes	
JUDICIARY		Sale of Acquired Property		Bank Corp. Taxes	23,037.72
Municipal Courts	16,250.00	Other Miscellaneous Revenues	240,851.37	Added and Omitted Taxes	148,356.86
PUBLIC SAFETY		Total	10,911,786.25	Total Taxes Levied - ABSTRACT	9,417,328.98
Fire Protection	121,050.00	Prior Years Surplus Appropriated	300,000.00	Total Taxes Billed	9,406,701.67
Police Protection	737,828.00	REVENUES TOTAL	11,211,786.25	1983 TAXES COLLECTED	9,169,168.03
Civil Defense & Disaster Control		Reserve For Uncollected Taxes	262,912.19	1983 Taxes Cancelled, Abated or Adjusted	23,765.64
Environmental Inspection & Control	40,110.00	CAPITAL OUTLAY TOTAL	124,288.27	Transfer to Tax Title Liens or Foreclosed	1,337.74
Other Public Safety				Balance Outstanding Dec. 31, 1983	259,961.54
PUBLIC WORKS				PRIOR YEARS TAXES OUTSTANDING	
Streets and Drainage	235,331.00	Public Enterprises		Balance January 1, 1983	177,071.89
Sewers and Sewage Processing	244,800.00	Recreation--Culture	3,700.00	Collected in 1983	171,283.76
Garbage and Trash Disposal	220,099.08	Public Works	28,550.11	Cancelled, Abated or Adjusted 1983	
Public Buildings and Grounds	7,710.00	Buildings and Grounds	92,038.16	Transfers to Tax Title Liens or Foreclosed	
Other Public Works	51,880.00	Library and Education		Balance December 31, 1983	5,788.13
HEALTH and WELFARE		Conservation		TAX TITLE LIENS OUTSTANDING	
Health Services Except Environmental	29,015.00	All Other		Balance January 1, 1983	12,275.58
Welfare-Public Assistance	950.00	CAPITAL DEBT AUTHORIZED, DECEMBER 31, 1983		Transfer From Taxes	1,337.74
Hospitals, Clinics, First Aid		ISSUED AND UNISSUED		Redeemed in 1983	10,659.56
Animal, Insect, & Rodent Control		School	1,348,601	Cancelled, Abated or Adjusted (1983)	
Other Welfare Services		Self-liquidating	5,754,825	Transfers to Foreclosed Property	
RECREATION and CONSERVATION		Other	7,103,426	Balance December 31, 1983	2,953.76
Beaches and Boardwalks		Total		PROPERTY ACQUIRED BY DEED OR FORECLOSURE	
Parks, Playgrounds, Shade Trees	6,150.00			Balance January 1, 1983	70,600.00
Land Reclamation & Conservation	500.00	ISSUED AND OUTSTANDING		Transfers From Taxes or Liens	
Other Recreational Services	37,959.00	School	1,348,601.10	Sale for Cash (1983)	
EDUCATION (excluding schools)		Self-liquidating	5,743,900.00	Cancelled, Abated or Adjusted (1983)	
Libraries	64,480.00	Other	7,092,501.10	Balance December 31, 1983	70,600.00
Other Educational Services		Total		CURRENT FINANCES DECEMBER 31, 1983	
STATUTORY EXPENDITURES		EQUALIZED VALUATION BASIS		ASSETS	
Pensions & F. I. C. A.	140,550.00	FOR NET DEBT COMPUTATION	441,069,921	Cash Dec. 31, 1983	466,252.79
Employee Fringe Benefits	43,800.00	REAL PROPERTY VALUATIONS		Taxes Receivable	265,749.67
Other Statutory Expenditures	4,500.00	Code Class # of Parcels % VAL'N		Tax Title Liens	2,953.76
CETA And Other Public Employment Programs		1 Vacant Land 175 3.75		Foreclosed Property	70,600.00
MUNICIPAL FUNCTIONS TOTAL	2,462,288.08	2 Residential 1944 54.11		Emergencies & Other Deferred Charges	70,000.00
CAPITAL IMPROVEMENTS *MEMO*	8,675.00	3 Farm 17 .12		State and Federal Aid Receivable	
DEBT SERVICE		4a Commercial 102 38.46		Other Receivables	6,905.40
Principal Payments	470,364.00	4b Industrial 9 1.31		Total	882,461.62
Interest Payments	342,974.50	4c Apartments 14 2.24		LIABILITIES, RESERVES, AND SURPLUS	
		Total 2261		Cash Liabilities	234,307.34
DEFERRED CHARGES		Land Area 4.00 Sq. Miles		Reserves for Receivables	346,208.83
SCHOOL, COUNTY, SPECIAL DISTRICT TAXES	19,602.50	Net Valuation Taxable-Municipal	305,555,934	Surplus Dec. 31, 1983	301,945.45
SCHOOL, COUNTY, SPECIAL DISTRICT TAXES	7,699,683.93	Net Valuation Taxable-County	475,666,924	Total	882,461.62
RESERVE FOR UNCOLLECTED TAXES	262,912.19	State Equalized Valuation	459,957,057		
EXPENDITURES TOTAL	11,257,825.20	State Equalization Ratio	66.24		

General Tax Rate Per \$100.	5.47
State Equalized Tax Rate	1.90

MONTVILLE TWP. – MORRIS CO.

Form of Government:

Special Charter (CH 95-1974)

Number of Members on Governing Body – 5

PER CAPITA:

Gross Debt	487.67
Net Debt	188.07
Debt Service	41.78
Total Tax Levy	877.59
Municipal Expenditures	336.06

PER CENT:

Gross Debt	1.24
Net Debt	.48
Tax Levy Collected	96.57
Tax Levy Cancelled, Abated or Adjusted	.10

EXPENDITURES		REVENUES-REALIZED		1983 PROPERTY TAX	
GENERAL GOVERNMENT				STATE EQUALIZED TAX RATE \rightarrow	
Governing Body & Public Boards		1983 Property Taxes Collected	12,362,980.48	Local District School Taxes	1.32 8,457,798.69
Municipal Clerk		1983 Payments in Lieu of Taxes		Regional & Consolidated School Tax	
Financial Administration	37,698.69	Delinquent Tax & Lien Collections	460,063.24	School Taxes in Municipal Budget	
Assessment of Taxes	188,063.00	Business Personalty Replacement Taxes	184,355.56	County Taxes	.36 2,325,031.86
Collection of Taxes	50,972.00	Taxes from Public Utilities	1,357,272.00	County Library Taxes	.01 87,513.55
Planning, Housing & Development	41,099.00	Other Miscellaneous Tax Revenues		Local Municipal Purpose Taxes	.20 1,273,791.00
Human Resources	1,000.00	State Aid Revenues	112,495.82	Veteran & Senior Citizen Taxes	
Elections		Federal Aid Revenues	28,286.16	Total Taxes for Rate Computation	1.89 12,241,685.10
General Administration (other)	413,117.21	State and Local Fiscal Assistance Act Utilized	72,522.00	Special District Taxes	
JUDICIARY		Sale of Acquired Property		Bank Corp. Taxes	7,864.33
Municipal Courts	35,801.00	Other Miscellaneous Revenues		Added and Omitted Taxes	221,425.98
PUBLIC SAFETY		Total	15,183,941.01	Total Taxes Levied - ABSTRACT	12,791,720.92
Fire Protection		Prior Years Surplus Appropriated	812,658.00	Total Taxes Billed	12,802,279.76
Police Protection	1,053,090.93	REVENUES	15,996,599.01	1983 TAXES COLLECTED	12,362,980.48
Civil Defense & Disaster Control	1,400.00	Reserve For Uncollected Taxes	880,988.18	1983 Taxes Cancelled, Abated or Adjusted	13,193.00
Environmental Inspection & Control	78,513.82	CAPITAL OUTLAY	TOTAL	Transfer to Tax Title Liens or Foreclosed	104,256.76
Other Public Safety			246,684.89	Balance Outstanding Dec. 31, 1983	321,849.52
PUBLIC WORKS		Public Enterprises		PRIOR YEARS TAXES OUTSTANDING	
Streets and Drainage	495,703.12	Recreation—Culture	22,094.00	Balance January 1, 1983	415,518.77
Sewers and Sewage Processing	301,400.00	Public Works	223,790.89	Collected in 1983	386,046.95
Garbage and Trash Disposal	3,736.20	Buildings and Grounds	800.00	Cancelled, Abated or Adjusted 1983	3,442.67
Public Buildings and Grounds	109,569.00	Library and Education		Transfers to Tax Title Liens or Foreclosed	20,679.72
Other Public Works		Conservation		Balance December 31, 1983	5,349.43
HEALTH and WELFARE		All Other		TAX TITLE LIENS OUTSTANDING	
Health Services Except Environmental	107,767.36	CAPITAL DEBT AUTHORIZED, DECEMBER 31, 1983		Balance January 1, 1983	259,651.15
Welfare-Public Assistance	7,900.12	ISSUED AND UNISSUED	GROSS DEBT	Transfer From Taxes	128,372.51
Hospitals, Clinics, First Aid		School	4,367,000	Redeemed in 1983	74,016.29
Animal, Insect, & Rodent Control	3,000.00	Self-liquidating	2,741,350	Cancelled, Abated or Adjusted (1983)	4,345.88
Other Welfare Services	50.00	Other	2,741,350	Transfers to Foreclosed Property	
RECREATION and CONSERVATION		Total	7,108,350	Balance December 31, 1983	309,661.49
Beaches and Boardwalks		ISSUED AND OUTSTANDING		PROPERTY ACQUIRED BY DEED OR FORECLOSURE	
Parks, Playgrounds, Shade Trees	1,150.00	School	4,367,000.00	Balance January 1, 1983	61,400.00
Land Reclamation & Conservation		Self-Liquidating		Transfers From Taxes or Liens	
Other Recreational Services	48,384.00	Other	2,741,350.00	Sale for Cash (1983)	
EDUCATION (excluding schools)		Total	7,108,350.00	Cancelled, Abated or Adjusted (1983)	
Libraries	56,000.00	EQUALIZED VALUATION BASIS		Balance December 31, 1983	61,400.00
Other Educational Services	13,584.00	FOR NET DEBT COMPUTATION	574,253.473	CURRENT FINANCES DECEMBER 31, 1983	
STATUTORY EXPENDITURES		REAL PROPERTY VALUATIONS		ASSETS	
Pensions & F. I. C. A.	209,694.36	Code Class # of Parcels % VAL'N	ASSESSED VALUATION	Cash Dec. 31, 1983	1,415,256.52
Employee Fringe Benefits	114,636.44	1 Vacant Land 661 4.99	11,031,450.00	Taxes Receivable	327,198.95
Other Statutory Expenditures	8,000.00	2 Residential 3999 72.59	160,420,100.00	Tax Title Liens	309,661.49
CETA And Other Public Employment Programs	24,640.00	3 Farm 117 1.17	2,572,400.00	Foreclosed Property	61,400.00
MUNICIPAL FUNCTIONS		4a Commercial 136 5.47	12,095,300.00	Emergencies & Other Deferred Charges	162,500.00
TOTAL	3,405,970.25	4b Industrial 71 15.78	34,872,100.00	State and Federal Aid Receivable	
CAPITAL IMPROVEMENTS	*MEMO*	4c Apartments		Other Receivables	
DEBT SERVICE		Total	220,991,350.00	Total	22,877.22
Principal Payments	364,000.00	Land Area 18.97 Sq. Miles		LIABILITIES, RESERVES, AND SURPLUS	
Interest Payments	244,984.16	Net Valuation Taxable-Municipal	222,362,312	Cash Liabilities	422,230.02
DEFERRED CHARGES		Net Valuation Taxable-County	649,167,689	Reserves for Receivables	699,395.69
SCHOOL, COUNTY, SPECIAL DISTRICT TAXES		State Equalized Valuation	639,154,577	Surplus Dec. 31, 1983	1,177,268.47
RESERVE FOR UNCOLLECTED TAXES		State Equalization Ratio	34.65	Total	2,298,894.18
EXPENDITURES	TOTAL				

0237
Population 1980 2,706
Population 1983 2,722
S & P Rating
Moody Rating A

General Tax Rate Per \$100. 1.66
State Equalized Tax Rate 1.49

MOONACHIE BORO. — BERGEN CO.
Form of Government:
Borough Council
Number of Members on Governing Body — 6

PER CAPITA:
Gross Debt 505.42
Net Debt 419.06
Debt Service 87.45
Total Tax Levy 1,073.07
Municipal Expenditures 627.73
PER CENT:
Gross Debt .68
Net Debt .57
Tax Levy Collected 98.23
Tax Levy Cancelled, Abated or Adjusted .07

EXPENDITURES		REVENUES-REALIZED		1983 PROPERTY TAX	
GENERAL GOVERNMENT				STATE EQUALIZED TAX RATE →	
Governing Body & Public Boards	12,840.00	1983 Property Taxes Collected		Local District School Taxes .71	1,385,763.50
Municipal Clerk		1983 Payments in Lieu of Taxes		Regional & Consolidated School Tax	
Financial Administration	16,000.00	Delinquent Tax & Lien Collections		School Taxes in Municipal Budget	
Assessment of Taxes	52,941.00	Business Personalty Replacement Taxes		County Taxes .44	866,900.28
Collection of Taxes	16,950.00	Taxes from Public Utilities		Caunty Library Taxes	
Planning, Housing & Development	12,420.00	Other Miscellaneous Tax Revenues		Local Municipal Purpose Taxes .33	640,994.43
Human Resources	7,000.00	State Aid Revenues		Veteran & Senior Citizen Taxes	33,250.00
Elections	1,072.00	Federal Aid Revenues		Total Taxes for Rate Computation 1.48	2,926,908.21
General Administration (other)	201,925.00	State and Local Fiscal Assistance Act Utilized		Special District Taxes	
JUDICIARY		Sale of Acquired Property		Bank Corp. Taxes	2,711.99
Municipal Courts	27,900.00	Other Miscellaneous Revenues		Added and Omitted Taxes	24,538.67
PUBLIC SAFETY		Total		Total Taxes Levied - ABSTRACT	2,920,908.87
Fire Protection	74,200.00	Prior Years Surplus Appropriated		Total Taxes Billed	2,935,234.95
Police Protection	497,750.40	REVENUES TOTAL		1983 TAXES COLLECTED	2,883,192.07
Civil Defense & Disaster Control	500.00	Reserve For Uncollected Taxes		1983 Taxes Cancelled, Abated or Adjusted	2,197.24
Environmental Inspection & Control		CAPITAL OUTLAY TOTAL		Transfer to Tax Title Liens or Foreclosed	19.92
Other Public Safety				Balance Outstanding Dec. 31, 1983	49,825.72
PUBLIC WORKS		Public Enterprises		PRIOR YEARS TAXES OUTSTANDING	
Streets and Drainage	125,900.00	Recreation—Culture		Balance January 1, 1983	50,386.61
Sewers and Sewage Processing		Public Works		Collected in 1983	50,183.72
Garbage and Trash Disposal	53,000.00	Buildings and Grounds		Cancelled, Abated or Adjusted 1983	
Public Buildings and Grounds	43,500.00	Library and Education		Transfers to Tax Title Liens or Foreclosed	
Other Public Works		Conservation		Balance December 31, 1983	202.89
HEALTH and WELFARE		All Other		TAX TITLE LIENS OUTSTANDING	
Health Services Except Environmental	11,225.00	CAPITAL DEBT AUTHORIZED, DECEMBER 31, 1983		Balance January 1, 1983	116.67
Welfare-Public Assistance	600.00	ISSUED AND UNISSUED		Transfer From Taxes	19.92
Hospitals, Clinics, First Aid		GROSS DEBT		Redeemed in 1983	
Animal, Insect, & Rodent Control	1,500.00	NET DEBT		Cancelled, Abated or Adjusted (1983)	
Other Welfare Services		SCHOOL		Transfers to Foreclosed Property	
RECREATION and CONSERVATION		Self-liquidating		Balance December 31, 1983	136.59
Beaches and Boardwalks		Other		PROPERTY ACQUIRED BY DEED OR FORECLOSURE	
Parks, Playgrounds, Shade Trees	13,500.00	Total		Balance January 1, 1983	6,650.00
Land Reclamation & Conservation		ISSUED AND OUTSTANDING		Transfers From Taxes or Liens	
Other Recreational Services	1,000.00	SCHOOL		Sale for Cash (1983)	
EDUCATION (excluding schools)		Self-Liquidating		Cancelled, Abated or Adjusted (1983)	
Libraries		Other		Balance December 31, 1983	6,650.00
Other Educational Services		Total		CURRENT FINANCES DECEMBER 31, 1983	
STATUTORY EXPENDITURES		EQUALIZED VALUATION BASIS		ASSETS	
Pensions & F. I. C. A.	109,623.49	FOR NET DEBT COMPUTATION		Cash Dec. 31, 1983	1,397,318.69
Employee Fringe Benefits	76,000.00	REAL PROPERTY VALUATIONS		Taxes Receivable	50,028.61
Other Statutory Expenditures	5,000.00	Code Class # of Parcels % VAL'N		Tox Title Liens	136.59
CETA And Other Public Employment Programs		1 Vacant Land 46 2.14		Foreclosed Property	6,650.00
MUNICIPAL FUNCTIONS TOTAL	1,362,346.89	2 Residential 530 17.12		Emergencies & Other Deferred Charges	
CAPITAL IMPROVEMENTS *MEMO*	60,000.00	3 Farm		State and Federal Aid Receivable	2,685.97
DEBT SERVICE		4a Commercial 26 4.39		Other Receivables	49,469.93
Principal Payments	115,000.00	4b Industrial 138 76.35		Total	1,506,289.79
Interest Payments	123,049.00	4c Apartments		LIABILITIES, RESERVES, AND SURPLUS	
		Total 740		Cash Liabilities	952,815.20
DEFERRED CHARGES	7,366.20	Land Area 1.60 Sq. Miles		Reserves for Receivables	106,285.13
SCHOOL, COUNTY, SPECIAL DISTRICT TAXES	2,252,663.78	Net Valuation Taxable-Municipal		Surplus Dec. 31, 1983	447,189.46
RESERVE FOR UNCOLLECTED TAXES	100,907.67	Net Valuation Taxable-County		Total	1,506,289.79
EXPENDITURES TOTAL	3,961,333.54	State Equalized Valuation			
		State Equalization Ratio			

0322
 Population 1980 15,596
 Population 1983 15,681
 S & P Rating A+
 Moody Rating A1

General Tax Rate Per \$100. 5.32
 State Equalized Tax Rate 2.32

MOORESTOWN TWP. — BURLINGTON CO.
Form of Government:
Council-Manager Plan E (OMCL 50)
Number of Members on Governing Body — 5

PER CAPITA:
 Gross Debt 970.19
 Net Debt 426.04
 Debt Service 47.95
 Total Tax Levy 1,036.35
 Municipal Expenditures 375.79

PER CENT:
 Gross Debt 2.51
 Net Debt 1.10
 Tax Levy Collected 97.18
 Tax Levy Cancelled, Abated or Adjusted .12

EXPENDITURES		REVENUES-REALIZED		1983 PROPERTY TAX	
GENERAL GOVERNMENT				STATE EQUALIZED TAX RATE	
Governing Body & Public Boards	7,405.00	1983 Property Taxes Collected		Local District School Taxes	1.41
Municipal Clerk		1983 Payments in Lieu of Taxes		Regional & Consolidated School Tax	
Financial Administration	72,690.00	Delinquent Tax & Lien Collections		School Taxes in Municipal Budget	
Assessment of Taxes	98,939.00	Business Personalty Replacement Taxes		County Taxes	.56
Collection of Taxes	37,225.00	Taxes from Public Utilities		County Library Taxes	
Planning, Housing & Development	6,050.00	Other Miscellaneous Tax Revenues		Local Municipal Purpose Taxes	.35
Human Resources		State Aid Revenues		Veteran & Senior Citizen Taxes	
Elections		Federal Aid Revenues		Total Taxes for Rate Computation	2.32
General Administration (other)	735,661.00	State and Local Fiscal Assistance Act Utilized		Special District Taxes	
JUDICIARY		Sale of Acquired Property		Bank Corp. Taxes	
Municipal Courts	55,957.00	Other Miscellaneous Revenues		Added and Omitted Taxes	
PUBLIC SAFETY		Total		Total Taxes Levied - ABSTRACT	
Fire Protection		19,165,176.92		Total Taxes Billed	
Police Protection	1,069,067.00	Prior Years Surplus Appropriated		1983 TAXES COLLECTED	
Civil Defense & Disaster Control		REVENUES TOTAL		1983 Taxes Cancelled, Abated or Adjusted	
Environmental Inspection & Control	44,273.00	Reserve For Uncollected Taxes		Transfer to Tax Title Liens or Foreclosed	
Other Public Safety		CAPITAL OUTLAY TOTAL		Balance Outstanding Dec. 31, 1983	
PUBLIC WORKS				PRIOR YEARS TAXES OUTSTANDING	
Streets and Drainage	640,368.00	Public Enterprises		Balance January 1, 1983	
Sewers and Sewage Processing		Recreation—Culture		Collected in 1983	
Garbage and Trash Disposal	312,915.00	Public Works		Cancelled, Abated or Adjusted 1983	
Public Buildings and Grounds	257,089.00	Buildings and Grounds		Transfers to Tax Title Liens or Foreclosed	
Other Public Works	14,000.00	Library and Education		Balance December 31, 1983	
HEALTH and WELFARE		Conservation		TAX TITLE LIENS OUTSTANDING	
Health Services Except Environmental		All Other		Balance January 1, 1983	
Welfare-Public Assistance	5,000.00	CAPITAL DEBT AUTHORIZED, DECEMBER 31, 1983		Transfer From Taxes	
Hospitals, Clinics, First Aid		ISSUED AND UNISSUED GROSS DEBT		Redeemed in 1983	
Animal, Insect, & Rodent Control	2,640.00	SCHOOL		Cancelled, Abated or Adjusted (1983)	
Other Welfare Services	1,200.00	Self-liquidating		Transfers to Foreclosed Property	
RECREATION and CONSERVATION		Other		Balance December 31, 1983	
Beaches and Boardwalks		Total		PROPERTY ACQUIRED BY DEED OR	
Parks, Playgrounds, Shade Trees	176,265.00			FORECLOSURE	
Land Reclamation & Conservation		ISSUED AND OUTSTANDING		Balance January 1, 1983	
Other Recreational Services	130,658.00	SCHOOL		Transfers From Taxes or Liens	
EDUCATION (excluding schools)		Self-Liquidating		Sale for Cash (1983)	
Libraries	336,487.00	Other		Cancelled, Abated or Adjusted (1983)	
Other Educational Services	2,525.00	Total		Balance December 31, 1983	
STATUTORY EXPENDITURES		EQUALIZED VALUATION BASIS		CURRENT FINANCES DECEMBER 31, 1983	
Pensions & F. I. C. A.	357,858.00	FOR NET DEBT COMPUTATION		ASSETS	
Employee Fringe Benefits	132,500.00	REAL PROPERTY VALUATIONS		Cash Dec. 31, 1983	
Other Statutory Expenditures		Code Class # of Parcels % VAL'N		Taxes Receivable	
CETA And Other Public Employment Programs		1 Vacant Land 463 2.10		Tax Title Liens	
MUNICIPAL FUNCTIONS		2 Residential 4514 61.78		Foreclosed Property	
CAPITAL IMPROVEMENTS	4,496,772.00	3 Farm 290 2.16		Emergencies & Other Deferred Charges	
MEMO	10,000.00	4a Commercial 194 21.40		State and Federal Aid Receivable	
DEBT SERVICE		4b Industrial 38 10.63		Other Receivables	
Principal Payments	354,750.00	4c Apartments 19 1.93		Total	
Interest Payments	397,085.03	Total 5518		LIABILITIES, RESERVES, AND SURPLUS	
DEFERRED CHARGES		Land Area 15.18 Sq. Miles		Cash Liabilities	
SCHOOL, COUNTY, SPECIAL DISTRICT TAXES	60,913.99	Net Valuation Taxable-Municipal		Reserves for Receivables	
RESERVE FOR UNCOLLECTED TAXES	13,773,972.49	Net Valuation Taxable-County		Surplus Dec. 31, 1983	
EXPENDITURES	583,236.36	State Equalized Valuation		Total	
TOTAL	19,666,729.87	State Equalization Ratio			

1422
Population 1980 18,486
Population 1983 19,094
S & P Rating AA
Moody Rating AA1

General Tax Rate Per \$100. 2.01
State Equalized Tax Rate 1.95

MORRIS TOWNSHIP – MORRIS COUNTY
Form of Government:
Township Committee
Number of Members on Governing Body – 5

PER CAPITA:
Gross Debt 1,181.85
Net Debt 296.69
Debt Service 20.12
Total Tax Levy 1,070.84
Municipal Expenditures 397.19
PER CENT:
Gross Debt 2.43
Net Debt .61
Tax Levy Collected 97.00
Tax Levy Cancelled, Abated or Adjusted .20

EXPENDITURES		REVENUES-REALIZED		1983 PROPERTY TAX	
GENERAL GOVERNMENT		STATE EQUALIZED TAX RATE		Local District School Taxes	
Governing Body & Public Boards	30,000.00	1983 Property Taxes Collected	19,658,464.96	Regional & Consolidated School Tax	1.31 13,140,090.14
Municipal Clerk	121,820.00	1983 Payments in Lieu of Taxes	11,000.00	School Taxes in Municipal Budget	
Financial Administration	114,800.00	Delinquent Tax & Lien Collections	436,459.67	County Taxes	.36 3,621,731.60
Assessment of Taxes	49,150.00	Business Personalty Replacement Taxes	441,263.72	County Library Taxes	
Collection of Taxes	46,900.00	Taxes from Public Utilities	1,532,047.00	Local Municipal Purpose Taxes	.27 2,729,162.91
Planning, Housing & Development	66,118.00	Other Miscellaneous Tax Revenues	797,439.00	Veteran & Senior Citizen Taxes	
Human Resources	560.00	State Aid Revenues	148,535.04	Total Taxes for Rate Computation	1.94 19,616,684.65
Elections	5,170.00	Federal Aid Revenues		Special District Taxes	582,600.00
General Administration (other)	715,226.00	State and Local Fiscal Assistance Act Utilized	119,265.54	Bank Corp. Taxes	1,166.98
JUDICIARY	62,375.00	Sale of Acquired Property		Added and Omitted Taxes	371,889.48
Municipal Courts		Other Miscellaneous Revenues	871,193.88	Total Taxes Levied - ABSTRACT	20,446,641.11
PUBLIC SAFETY	696,558.00	Total	24,215,668.81	Total Taxes Billed	20,472,633.48
Fire Protection		Prior Years Surplus Appropriated	1,069,616.00	1983 TAXES COLLECTED	19,658,464.96
Police Protection	1,637,399.00	REVENUES TOTAL	25,285,284.81	1983 Taxes Cancelled, Abated or Adjusted	40,551.77
Civil Defense & Disaster Control	13,300.00	Reserve For Uncollected Taxes	906,154.33	Transfer to Tax Title Liens or Foreclosed	19,219.31
Environmental Inspection & Control	78,700.00			Balance Outstanding Dec. 31, 1983	554,397.44
Other Public Safety		CAPITAL OUTLAY	TOTAL	PRIOR YEARS TAXES OUTSTANDING	
PUBLIC WORKS	1,151,435.54	Public Enterprises	1,075,360.61	Balance January 1, 1983	405,801.95
Streets and Drainage		Recreation—Culture	938.86	Collected in 1983	395,398.10
Sewers and Sewage Processing		Public Works	283,282.38	Cancelled, Abated or Adjusted 1983	1,172.36
Garbage and Trash Disposal		Buildings and Grounds	905,261.53	Transfers to Tax Title Liens or Foreclosed	1,956.16
Public Buildings and Grounds	64,500.00	Library and Education	19,563.15	Balance December 31, 1983	7,275.33
Other Public Works		Conservation		TAX TITLE LIENS OUTSTANDING	
HEALTH and WELFARE	124,300.00	All Other		Balance January 1, 1983	28,680.03
Health Services Except Environmental		CAPITAL DEBT AUTHORIZED, DECEMBER 31, 1983		Transfer From Taxes	21,422.81
Welfare-Public Assistance	20,000.00	ISSUED AND UNISSUED	GROSS DEBT	Redeemed in 1983	41,061.57
Hospitals, Clinics, First Aid		School	8,107,128	Cancelled, Abated or Adjusted (1983)	
Animal, Insect, & Rodent Control	6,000.00	Self-liquidating	9,063,450	Transfers to Foreclosed Property	
Other Welfare Services		Other	5,395,718	Balance December 31, 1983	9,041.27
RECREATION and CONSERVATION	301,077.00	Total	22,566,296	PROPERTY ACQUIRED BY DEED OR FORECLOSURE	
Beaches and Boardwalks		ISSUED AND OUTSTANDING		Balance January 1, 1983	16,800.00
Parks, Playgrounds, Shade Trees	1,600.00	School	8,107,128.18	Transfers From Taxes or Liens	
Land Reclamation & Conservation	1,525.00	Self-Liquidating	8,392,350.00	Sale for Cash (1983)	
Other Recreational Services		Other	5,600,518.00	Cancelled, Abated or Adjusted (1983)	
EDUCATION (excluding schools)	197,169.75	Total	20,099,796.18	Balance December 31, 1983	16,800.00
Libraries		EQUALIZED VALUATION BASIS		CURRENT FINANCES DECEMBER 31, 1983	
Other Educational Services		FOR NET DEBT COMPUTATION	927,036,062	ASSETS	
STATUTORY EXPENDITURES	575,393.69	REAL PROPERTY VALUATIONS		Cash Dec. 31, 1983	2,477,582.15
Pensions & F. I. C. A.		Code Class # of Parcels % VAL'N	ASSESSED VALUATION	Taxes Receivable	561,672.77
Employee Fringe Benefits	205,600.00	1 Vacant Land 529 3.37	32,320,600.00	Tax Title Liens	9,041.27
Other Statutory Expenditures	100.00	2 Residential 5495 70.46	674,930,100.00	Foreclosed Property	16,800.00
CETA And Other Public Employment Programs	6,266,776.98	3 Farm 15 .07	588,700.00	Emergencies & Other Deferred Charges	
MUNICIPAL FUNCTIONS	TOTAL	4a Commercial 93 13.90	133,198,500.00	State and Federal Aid Receivable	
CAPITAL IMPROVEMENTS	*MEMO* 100.00	4b Industrial 27 10.61	101,640,600.00	Other Receivables	33,610.78
DEBT SERVICE	106,780.00	4c Apartments 4 1.59	15,270,600.00	Total	3,098,712.97
Principal Payments	277,302.13	Total	957,949,100.00	LIABILITIES, RESERVES, AND SURPLUS	
Interest Payments		Land Area 15.70 Sq. Miles		Cash Liabilities	1,133,358.56
DEFERRED CHARGES	7,021.58	Net Valuation Taxable-Municipal	971,050,434	Reserves for Receivables	620,599.43
SCHOOL, COUNTY, SPECIAL DISTRICT TAXES	17,344,421.74	Net Valuation Taxable-County	1,020,273,751	Surplus Dec. 31, 1983	1,344,754.96
RESERVE FOR UNCOLLECTED TAXES	906,154.33	State Equalized Valuation	1,002,925,828	Total	3,098,712.97
EXPENDITURES	TOTAL	State Equalization Ratio	96.76		
	24,928,456.76				

1423
 Population 1980 5,305
 Population 1983 5,884
 S & P Rating AA
 Moody Rating AA

General Tax Rate Per \$100. 1.92
 State Equalized Tax Rate 1.92

MORRIS PLAINS BOROUGH – MORRIS CO.
Form of Government:
Borough Council
Number of Members on Governing Body – 6

PER CAPITA:
 Gross Debt 747.98
 Net Debt 689.02
 Debt Service 81.35
 Total Tax Levy 1,101.08
 Municipal Expenditures 568.32

PER CENT:
 Gross Debt 1.37
 Net Debt 1.27
 Tax Levy Collected 97.76
 Tax Levy Cancelled, Abated or Adjusted .80

EXPENDITURES		REVENUES-REALIZED		1983 PROPERTY TAX	
GENERAL GOVERNMENT				STATE EQUALIZED TAX RATE → 1.03	
Governing Body & Public Boards	117,140.00	1983 Property Taxes Collected	6,325,149.91	Local District School Taxes	3,333,905.00
Municipal Clerk	48,295.00	1983 Payments in Lieu of Taxes		Regional & Consolidated School Tax	
Financial Administration	27,905.00	Delinquent Tax & Lien Collections	55,794.33	School Taxes in Municipal Budget	
Assessment of Taxes	25,660.00	Business Personalty Replacement Taxes	244,213.88	County Taxes	1,131,666.47
Collection of Taxes	63,700.00	Taxes from Public Utilities	452,092.00	County Library Taxes	42,584.09
Planning, Housing & Development		Other Miscellaneous Tax Revenues		Local Municipal Purpose Taxes	1,722,282.88
Human Resources	2,150.00	State Aid Revenues	46,074.95	Veteran & Senior Citizen Taxes	48,800.00
Elections	234,088.00	Federal Aid Revenues		Total Taxes for Rate Computation	6,279,238.44
General Administration (other)		State and Local Fiscal Assistance Act Utilized	77,189.75	Special District Taxes	
JUDICIARY	27,570.00	Sale of Acquired Property		Bank Corp. Taxes	11,207.88
Municipal Courts		Other Miscellaneous Revenues	312,068.68	Added and Omitted Taxes	237,122.76
PUBLIC SAFETY		Total	7,512,583.50	Total Taxes Levied - ABSTRACT	6,478,769.08
Fire Protection	50,180.00	Prior Years Surplus Appropriated	500,000.00	Total Taxes Billed	6,469,950.67
Police Protection	644,200.00	REVENUES TOTAL	8,012,583.50	1983 TAXES COLLECTED	6,325,149.91
Civil Defense & Disaster Control	1,610.00	Reserve For Uncollected Taxes	250,247.51	1983 Taxes Cancelled, Abated or Adjusted	51,900.07
Environmental Inspection & Control	19,120.00	CAPITAL OUTLAY TOTAL	88,084.40	Transfer to Tax Title Liens or Foreclosed	10,455.17
Other Public Safety		Public Enterprises		Balance Outstanding Dec. 31, 1983	82,445.52
PUBLIC WORKS		Recreation—Culture	4,802.60	PRIOR YEARS TAXES OUTSTANDING	
Streets and Drainage	388,851.07	Public Works	42,716.10	Balance January 1, 1983	65,823.10
Sewers and Sewage Processing	420,746.80	Buildings and Grounds	40,565.70	Collected in 1983	52,355.63
Garbage and Trash Disposal	213,200.00	Library and Education		Cancelled, Abated or Adjusted 1983	8,650.50
Public Buildings and Grounds	37,229.39	Conservation		Transfers to Tax Title Liens or Foreclosed	2,773.70
Other Public Works		All Other		Balance December 31, 1983	2,043.27
HEALTH and WELFARE				TAX TITLE LIENS OUTSTANDING	
Health Services Except Environmental	15,110.00			Balance January 1, 1983	27,560.93
Welfare-Public Assistance	1,080.00			Transfer From Taxes	13,681.35
Hospitals, Clinics, First Aid	400.00			Redeemed in 1983	3,438.70
Animal, Insect, & Rodent Control				Cancelled, Abated or Adjusted (1983)	559.61
Other Welfare Services				Transfers to Foreclosed Property	
RECREATION and CONSERVATION				Balance December 31, 1983	37,243.97
Beaches and Boardwalks				PROPERTY ACQUIRED BY DEED OR FORECLOSURE	
Parks, Playgrounds, Shade Trees	24,450.00			Balance January 1, 1983	6,630.00
Land Reclamation & Conservation				Transfers From Taxes or Liens	
Other Recreational Services	64,959.81			Sale for Cash (1983)	
EDUCATION (excluding schools)				Cancelled, Abated or Adjusted (1983)	
Libraries	21,000.00			Balance December 31, 1983	6,630.00
Other Educational Services				CURRENT FINANCES DECEMBER 31, 1983	
STATUTORY EXPENDITURES				ASSETS	
Pensions & F. I. C. A.	161,000.00			Cash Dec. 31, 1983	1,202,608.66
Employee Fringe Benefits				Taxes Receivable	84,488.79
Other Statutory Expenditures	4,500.00			Tax Title Liens	37,243.97
CETA And Other Public Employment Programs				Foreclosed Property	6,630.00
MUNICIPAL FUNCTIONS				Emergencies & Other Deferred Charges	
CAPITAL IMPROVEMENTS				State and Federal Aid Receivable	8,451.48
DEBT SERVICE				Other Receivables	9,580.46
Principal Payments	227,950.00			Total	1,349,003.36
Interest Payments	250,711.92			LIABILITIES, RESERVES, AND SURPLUS	
				Cash Liabilities	645,474.84
DEFERRED CHARGES				Reserves for Receivables	137,943.22
SCHOOL, COUNTY, SPECIAL DISTRICT TAXES	4,508,155.56			Surplus Dec. 31, 1983	565,585.30
RESERVE FOR UNCOLLECTED TAXES	250,247.51			Total	1,349,003.36
EXPENDITURES TOTAL	7,852,170.26				

1424
Population 1980 16,614
Population 1983 16,641
S & P Rating A+
Moody Rating AA

General Tax Rate Per \$100. 3.80
State Equalized Tax Rate 2.33

MORRISTOWN TOWN – MORRIS COUNTY
Form of Government:
Mayor–Council Plan F (OMCL 50)
Number of Members on Governing Body – 7

PER CAPITA:
Gross Debt 2,765.81
Net Debt 1,012.53
Debt Service 586.79
Total Tax Levy 747.57
Municipal Expenditures 1,155.21

PER CENT:
Gross Debt 10.67
Net Debt 3.91
Tax Levy Collected 95.84
Tax Levy Cancelled, Abated or Adjusted 1.6

EXPENDITURES		REVENUES-REALIZED		1983 PROPERTY TAX	
GENERAL GOVERNMENT				STATE EQUALIZED TAX RATE →	
Governing Body & Public Boards	84,741.29	1983 Property Taxes Collected	12,457,791.30	Local District School Taxes	
Municipal Clerk	90,466.00	1983 Payments in Lieu of Taxes		Regional & Consolidated School Tax	1.17
Financial Administration	163,118.00	Delinquent Tax & Lien Collections	859,297.11	School Taxes in Municipal Budget	
Assessment of Taxes	68,200.00	Business Personalty Replacement Taxes	510,828.80	County Taxes	.35
Collection of Taxes	199,900.00	Taxes from Public Utilities	2,060,679.94	County Library Taxes	
Planning, Housing & Development	83,171.00	Other Miscellaneous Tax Revenues		Local Municipal Purpose Taxes	.81
Human Resources		State Aid Revenues	236,855.61	Veteran & Senior Citizen Taxes	
Elections	8,000.00	Federal Aid Revenues		Total Taxes for Rate Computation	2.33
General Administration (other)	964,007.00	State and Local Fiscal Assistance Act Utilized	279,877.11	Special District Taxes	
JUDICIARY		Sale of Acquired Property		Bank Corp. Taxes	
Municipal Courts	176,610.00	Other Miscellaneous Revenues	4,255,792.65	Added and Omitted Taxes	
PUBLIC SAFETY		Total	20,661,122.52	Total Taxes Levied - ABSTRACT	12,440,361.75
Fire Protection	845,590.31	Prior Years Surplus Appropriated	6,483,737.33	Total Taxes Billed	12,998,357.35
Police Protection	1,756,384.49	REVENUES	27,144,859.85	1983 TAXES COLLECTED	12,457,791.30
Civil Defense & Disaster Control	2,775.00	Reserve For Uncollected Taxes	616,895.69	1983 Taxes Cancelled, Abated or Adjusted	21,213.60
Environmental Inspection & Control	124,396.00			Transfer to Tax Title Liens or Foreclosed	64,498.40
Other Public Safety		CAPITAL OUTLAY	2,820,236.27	Balance Outstanding Dec. 31, 1983	454,854.05
PUBLIC WORKS				PRIOR YEARS TAXES OUTSTANDING	
Streets and Drainage	905,261.56	Public Enterprises	1,006.64	Balance January 1, 1983	925,294.14
Sewers and Sewage Processing	1,005,345.00	Recreation—Culture	2,672.83	Collected in 1983	726,366.09
Garbage and Trash Disposol		Public Works	2,604,411.72	Cancelled, Abated or Adjusted 1983	127,801.30
Public Buildings and Grounds	254,580.00	Buildings and Grounds	191,634.58	Transfers to Tax Title Liens or Foreclosed	10,236.61
Other Public Works		Library and Education	20,510.50	Balance December 31, 1983	60,890.14
HEALTH and WELFARE		Conservation		TAX TITLE LIENS OUTSTANDING	
Health Services Except Environmental	100,312.00	All Other		Balance January 1, 1983	332,391.98
Welfare-Public Assistance	12,000.00			Transfer From Taxes	103,222.58
Hospitals, Clinics, First Aid		CAPITAL DEBT AUTHORIZED, DECEMBER 31, 1983		Redeemed in 1983	123,718.02
Animal, Insect, & Rodent Control	21,751.00	ISSUED AND UNISSUED		Cancelled, Abated or Adjusted (1983)	42,806.83
Other Welfare Services	34,217.00	SCHOOL	3,770,871	Transfers to Foreclosed Property	
RECREATION and CONSERVATION		Self-liquidating	2,059,000	Balance December 31, 1983	269,089.71
Beaches and Boardwalks		Other	40,196,000	PROPERTY ACQUIRED BY DEED OR	
Parks, Playgrounds, Shade Trees	309,570.00	Total	46,025,871	FORECLOSURE	
Land Reclamation & Conservation				Balance January 1, 1983	44,800.00
Other Recreational Services	200,020.00	ISSUED AND OUTSTANDING		Transfers From Taxes or Liens	
EDUCATION (excluding schools)		SCHOOL	3,770,871.82	Sale for Cash (1983)	
Libraries	101,130.25	Self-liquidating	599,000.00	Cancelled, Abated or Adjusted (1983)	
Other Educational Services		Other	34,469,000.00	Balance December 31, 1983	44,800.00
STATUTORY EXPENDITURES		Total	38,838,871.82	CURRENT FINANCES DECEMBER 31, 1983	
Pensions & F. I. C. A.	910,700.00	EQUALIZED VALUATION BASIS		ASSETS	
Employee Fringe Benefits	225,000.00	FOR NET DEBT COMPUTATION	431,192,660	Cash Dec. 31, 1983	3,996,240.03
Other Statutory Expenditures	25,000.00	REAL PROPERTY VALUATIONS		Taxes Receivable	515,744.19
CETA And Other Public Employment Programs		Code Class # of Parcels % VAL'N		Tax Title Liens	269,089.71
MUNICIPAL FUNCTIONS		1 Vacant Land 295 1.01		Foreclosed Property	44,800.00
CAPITAL IMPROVEMENTS	*MEMO*	2 Residential 2864 44.96		Emergencies & Other Deferred Charges	
DEBT SERVICE		3 Farm 495 41.64		State and Federal Aid Receivable	44,185.04
Principal Payments	3,978,000.00	4a Commercial 20 2.08		Other Receivables	494,335.15
Interest Payments	5,786,701.42	4b Industrial 59 10.31		Total	5,364,394.12
DEFERRED CHARGES	169,927.79	4c Apartments 3733		LIABILITIES, RESERVES, AND SURPLUS	
SCHOOL, COUNTY, SPECIAL DISTRICT TAXES	8,036,062.37	Total	3733	Cash Liabilities	2,886,031.57
RESERVE FOR UNCOLLECTED TAXES	616,895.69	Land Area 2.86 Sq. Miles		Reserves for Receivables	1,323,967.05
EXPENDITURES	27,259,833.17	Net Valuation Taxable-Municipal	325,056,404	Surplus Dec. 31, 1983	1,154,395.50
		Net Valuation Taxable-County	522,079,010	Total	5,364,394.12
		State Equalized Valuation	514,377,077		
		State Equalization Ratio	61.40		

1426

Population 1980 4,251
 Population 1983 4,240
 S & P Rating
 Moody Rating

General Tax Rate Per \$100.
 3.94
 State Equalized Tax Rate
 2.40

MOUNT ARLINGTON BORO. - MORRIS CO.**Form of Government:****Borough Council****Number of Members on Governing Body - 6****PER CAPITA:**

Gross Debt 221.57
 Net Debt 64.96
 Debt Service 8.11
 Total Tax Levy 522.23
 Municipal Expenditures 273.55

PER CENT:

Gross Debt 1.10
 Net Debt .32
 Tax Levy Collected 93.07
 Tax Levy Cancelled, Abated
 or Adjusted .02

EXPENDITURES		REVENUES-REALIZED		1983 PROPERTY TAX	
GENERAL GOVERNMENT				STATE EQUALIZED TAX RATE → 1.49	
Governing Body & Public Boards		1983 Property Taxes Collected	2,061,754.57	Local District School Taxes	1,374,764.00
Municipal Clerk		1983 Payments in Lieu of Taxes		Regional & Consolidated School Tax	
Financial Administration	8,930.00	Delinquent Tax & Lien Collections	137,114.93	School Taxes in Municipal Budget	
Assessment of Taxes	12,500.00	Business Personalty Replacement Taxes	18,030.52	County Taxes	327,900.73
Collection of Taxes	17,790.00	Taxes from Public Utilities	171,502.00	County Library Taxes	
Planning, Housing & Development	17,809.00	Other Miscellaneous Tax Revenues		Local Municipal Purpose Taxes	504,775.98
Human Resources		State Aid Revenues	48,866.84	Veteran & Senior Citizen Taxes	25,800.00
Elections	1,030.00	Federal Aid Revenues		Total Taxes for Rate Computation	2,233,240.71
General Administration (other)	156,292.00	State and Local Fiscal Assistance Act Utilized	36,861.53	Special District Taxes	
JUDICIARY		Sale of Acquired Property	148,271.09	Bank Corp. Taxes	3,517.00
Municipal Courts	18,200.00	Other Miscellaneous Revenues		Added and Omitted Taxes	3,296.49
PUBLIC SAFETY		Total	2,622,401.48	Total Taxes Levied - ABSTRACT	2,214,254.20
Fire Protection	26,050.00	Prior Years Surplus Appropriated	159,300.00	Total Taxes Billed	2,215,379.42
Police Protection	253,183.00	REVENUES TOTAL	2,781,701.48	1983 TAXES COLLECTED	2,061,754.57
Civil Defense & Disaster Control	1,280.00	Reserve For Uncollected Taxes	157,049.35	1983 Taxes Cancelled, Abated or Adjusted	417.64
Environmental Inspection & Control	11,395.00	CAPITAL OUTLAY TOTAL	66,456.67	Transfer to Tax Title Liens or Foreclosed	20,666.52
Other Public Safety				Balance Outstanding Dec. 31, 1983	132,540.69
PUBLIC WORKS				PRIOR YEARS TAXES OUTSTANDING	
Streets and Drainage	206,050.86	Public Enterprises		Balance January 1, 1983	117,987.43
Sewers and Sewage Processing	921.60	Recreation—Culture		Collected in 1983	115,660.46
Garbage and Trash Disposal	35,850.00	Public Works	54,196.67	Cancelled, Abated or Adjusted 1983	6.25
Public Buildings and Grounds	36,790.00	Buildings and Grounds	12,260.00	Transfers to Tax Title Liens or Foreclosed	2,320.72
Other Public Works		Library and Education		Balance December 31, 1983	
HEALTH and WELFARE		Conservation		TAX TITLE LIENS OUTSTANDING	
Health Services Except Environmental	14,099.20	All Other		Balance January 1, 1983	95,004.95
Welfare-Public Assistance	2,500.00			Transfer From Taxes	23,319.21
Hospitals, Clinics, First Aid				Redeemed in 1983	21,454.52
Animal, Insect, & Rodent Control	1,470.00			Cancelled, Abated or Adjusted (1983)	.02
Other Welfare Services				Transfers to Foreclosed Property	
RECREATION and CONSERVATION				Balance December 31, 1983	96,869.62
Beaches and Boardwalks	9,218.00			PROPERTY ACQUIRED BY DEED OR	
Parks, Playgrounds, Shade Trees				FORECLOSURE	
Land Reclamation & Conservation	15,000.00			Balance January 1, 1983	158,300.00
Other Recreational Services				Transfers From Taxes or Liens	
EDUCATION (excluding schools)				Sale for Cash (1983)	
Libraries	28,223.00			Cancelled, Abated or Adjusted (1983)	
Other Educational Services				Balance December 31, 1983	158,300.00
STATUTORY EXPENDITURES				CURRENT FINANCES DECEMBER 31, 1983	
Pensions & F. I. C. A.	64,473.00			ASSETS	
Employee Fringe Benefits	26,600.00			Cash Dec. 31, 1983	432,658.91
Other Statutory Expenditures	100.00			Taxes Receivable	132,540.69
CETA And Other Public Employment Programs				Tax Title Liens	96,869.62
MUNICIPAL FUNCTIONS TOTAL	965,754.66			Foreclosed Property	158,300.00
CAPITAL IMPROVEMENTS *MEMO*	6,000.00			Emergencies & Other Deferred Charges	28,963.48
DEBT SERVICE				State and Federal Aid Receivable	2,737.84
Principal Payments	20,000.00			Other Receivables	27,691.76
Interest Payments	14,397.78			Total	879,762.30
DEFERRED CHARGES	2,640.92			LIABILITIES, RESERVES, AND SURPLUS	
SCHOOL, COUNTY, SPECIAL DISTRICT TAXES	1,702,664.73			Cash Liabilities	156,727.28
RESERVE FOR UNCOLLECTED TAXES	157,049.35			Reserves for Receivables	415,402.07
EXPENDITURES TOTAL	2,862,507.44			Surplus Dec. 31, 1983	307,632.95
				Total	879,762.30

0425
Population 1980 4,863
Population 1983 4,782
S & P Rating.
Moody Rating

General Tax Rate Per \$100.
5.72
State Equalized Tax Rate
2.76

MOUNT EPHRAIM BORO. — CAMDEN CO.
Form of Government:
Commission (1911)
Number of Members on Governing Body — 3

PER CAPITA:
Gross Debt 64.68
Net Debt 64.68
Debt Service 17.62
Total Tax Levy 501.83
Municipal Expenditures 236.30

PER CENT:
Gross Debt .40
Net Debt .40
Tax Levy Collected 97.80
Tax Levy Cancelled, Abated or Adjusted

EXPENDITURES		REVENUES-REALIZED		1983 PROPERTY TAX	
GENERAL GOVERNMENT				STATE EQUALIZED TAX RATE	
Governing Body & Public Boards	1,820.00	1983 Property Taxes Collected		Local District School Taxes	1.17
Municipal Clerk		2,344,694.62		Regional & Consolidated School Tax	
Financial Administration	9,500.00	1983 Payments in Lieu of Taxes		School Taxes in Municipal Budget	
Assessment of Taxes	3,740.00	35,451.10		County Taxes	1.07 *
Collection of Taxes	15,099.74	Delinquent Tax & Lien Collections		County Library Taxes	.02
Planning, Housing & Development	12,031.95	Business Personalty Replacement Taxes		Local Municipal Purpose Taxes	.50
Human Resources		266,929.00		Veteran & Senior Citizen Taxes	
Elections		Other Miscellaneous Tax Revenues		Total Taxes for Rate Computation	2.76
General Administration (other)	116,052.15	State Aid Revenues		Special District Taxes	
JUDICIARY		71,359.62		Bank Corp. Taxes	2,251.64
Municipal Courts	23,256.00	Federal Aid Revenues		Added and Omitted Taxes	10,250.99
PUBLIC SAFETY		21,969.00		Total Taxes Levied - ABSTRACT	2,399,770.47
Fire Protection	25,015.00	State and Local Fiscal Assistance Act Utilized		Total Taxes Billed	2,397,518.83
Police Protection	261,534.09	Sale of Acquired Property		1983 TAXES COLLECTED	
Civil Defense & Disaster Control	35.53	Other Miscellaneous Revenues		1983 Taxes Cancelled, Abated or Adjusted	
Environmental Inspection & Control	4,050.00	139,131.51		Transfer to Tax Title Liens or Foreclosed	288.91
Other Public Safety		2,911,691.41		Balance Outstanding Dec. 31, 1983	52,535.30
PUBLIC WORKS		238,000.00		PRIOR YEARS TAXES OUTSTANDING	
Streets and Drainage	96,391.35	3,149,691.41		Balance January 1, 1983	42,177.42
Sewers and Sewage Processing	82,442.92	160,535.12		Collected in 1983	35,115.16
Garbage and Trash Disposal	84,000.00	CAPITAL OUTLAY TOTAL		Cancelled, Abated or Adjusted 1983	
Public Buildings and Grounds	29,072.58	357.45		Transfers to Tax Title Liens or Foreclosed	
Other Public Works				Balance December 31, 1983	7,062.26
HEALTH and WELFARE				TAX TITLE LIENS OUTSTANDING	
Health Services Except Environmental	100.00			Balance January 1, 1983	1,199.64
Welfare-Public Assistance	4,051.85			Transfer From Taxes	288.91
Hospitals, Clinics, First Aid				Redeemed in 1983	335.94
Animal, Insect, & Rodent Control				Cancelled, Abated or Adjusted (1983)	
Other Welfare Services				Transfers to Foreclosed Property	
RECREATION and CONSERVATION				Balance December 31, 1983	1,152.61
Beaches and Boardwalks	3,500.00			PROPERTY ACQUIRED BY DEED OR FORECLOSURE	
Parks, Playgrounds, Shade Trees	38.00			Balance January 1, 1983	5,735.00
Land Reclamation & Conservation				Transfers From Taxes or Liens	
Other Recreational Services				Sale for Cash (1983)	
EDUCATION (excluding schools)				Cancelled, Abated or Adjusted (1983)	
Libraries	3,124.32			Balance December 31, 1983	5,735.00
Other Educational Services				CURRENT FINANCES DECEMBER 31, 1983	
STATUTORY EXPENDITURES				ASSETS	
Pensions & F. I. C. A.	59,169.57			Cash Dec. 31, 1983	399,345.03
Employee Fringe Benefits	30,511.97			Taxes Receivable	59,597.56
Other Statutory Expenditures	2,527.77			Tax Title Liens	1,152.61
CETA And Other Public Employment Programs				Foreclosed Property	5,735.00
MUNICIPAL FUNCTIONS				Emergencies & Other Deferred Charges	
CAPITAL IMPROVEMENTS				State and Federal Aid Receivable	12,257.84
DEBT SERVICE				Other Receivables	33,701.88
Principal Payments	63,125.00			Total	511,789.92
Interest Payments	21,137.50			LIABILITIES, RESERVES, AND SURPLUS	
DEFERRED CHARGES				Cash Liabilities	60,592.20
SCHOOL, COUNTY, SPECIAL DISTRICT TAXES	18,133.09			Reserves for Receivables	100,187.05
RESERVE FOR UNCOLLECTED TAXES	1,952,267.84			Surplus Dec. 31, 1983	351,010.67
EXPENDITURES				Total	511,789.92
TOTAL	3,082,263.34				

0323

Population 1980 10,818

Population 1983 10,758

S & P Rating

Moody Rating BAA1

General Tax Rate Per \$100.

4.06

State Equalized Tax Rate

2.85

MOUNT HOLLY TWP. - BURLINGTON CO.**Form of Government:****Council-Manager Plan A (OMCL 50)****Number of Members on Governing Body - 5****PER CAPITA:**

Gross Debt 149.52

Net Debt 115.41

Debt Service 7.27

Total Tax Levy 437.89

Municipal Expenditures 246.15

PER CENT:

Gross Debt 1.08

Net Debt .84

Tax Levy Collected 94.82

Tax Levy Cancelled, Abated

or Adjusted .35

EXPENDITURES		REVENUES-REALIZED		1983 PROPERTY TAX	
GENERAL GOVERNMENT				STATE EQUALIZED TAX RATE	
Governing Body & Public Boards		1983 Property Taxes Collected	4,438,960.51	Local District School Taxes .99	1,613,939.75
Municipal Clerk		1983 Payments in Lieu of Taxes		Regional & Consolidated School Tax .72	1,172,477.95
Financial Administration	91,588.00	Delinquent Tax & Lien Collections	265,041.38	School Taxes in Municipal Budget	
Assessment of Taxes	22,243.00	Business Personalty Replacement Taxes	157,668.24	County Taxes .59	973,117.70
Collection of Taxes		Taxes from Public Utilities	744,435.00	County Library Taxes .03	54,476.63
Planning, Housing & Development	6,720.00	Other Miscellaneous Tax Revenues		Local Municipal Purpose Taxes .52	846,000.00
Human Resources		State Aid Revenues	180,076.30	Veteran & Senior Citizen Taxes	105,500.00
Elections	1,850.00	Federal Aid Revenues		Total Taxes for Rate Computation 2.85	4,765,512.03
General Administration (other)	221,244.00	State and Local Fiscal Assistance Act Utilized	98,598.00	Special District Taxes	
JUDICIARY		Sale of Acquired Property		Bank Corp. Taxes	29,581.94
Municipal Courts	51,800.00	Other Miscellaneous Revenues	339,580.40	Added and Omitted Taxes	21,206.23
PUBLIC SAFETY		Total	6,224,359.83	Total Taxes Levied - ABSTRACT	4,710,800.20
Fire Protection	97,643.00	Prior Years Surplus Appropriated	258,203.00	Total Taxes Billed	4,681,566.69
Police Protection	739,054.00	REVENUES TOTAL	6,482,562.83	1983 TAXES COLLECTED	4,438,960.51
Civil Defense & Disaster Control		Reserve For Uncollected Taxes	335,000.87	1983 Taxes Cancelled, Abated or Adjusted	16,154.53
Environmental Inspection & Control	51,023.00	CAPITAL OUTLAY TOTAL	167,235.00	Transfer to Tax Title Liens or Foreclosed	15,393.28
Other Public Safety				Balance Outstanding Dec. 31, 1983	211,058.37
PUBLIC WORKS				PRIOR YEARS TAXES OUTSTANDING	
Streets and Drainage	268,890.00	Public Enterprises		Balance January 1, 1983	194,232.40
Sewers and Sewage Processing		Recreation—Culture		Collected in 1983	192,336.52
Garbage and Trash Disposal	134,260.00	Public Works	167,235.00	Cancelled, Abated or Adjusted 1983	989.59
Public Buildings and Grounds	103,582.00	Buildings and Grounds		Transfers to Tax Title Liens or Foreclosed	906.29
Other Public Works		Library and Education		Balance December 31, 1983	
HEALTH and WELFARE		Conservation		TAX TITLE LIENS OUTSTANDING	
Health Services Except Environmental	11,963.00	All Other		Balance January 1, 1983	112,056.32
Welfare-Public Assistance	26,086.00			Transfer From Taxes	16,468.13
Hospitals, Clinics, First Aid				Redeemed in 1983	72,704.86
Animal, Insect, & Rodent Control				Cancelled, Abated or Adjusted (1983)	
Other Welfare Services				Transfers to Foreclosed Property	
RECREATION and CONSERVATION				Balance December 31, 1983	55,819.59
Beaches and Boardwalks				PROPERTY ACQUIRED BY DEED OR	
Parks, Playgrounds, Shade Trees	45,430.00			FORECLOSURE	
Land Reclamation & Conservation				Balance January 1, 1983	94,355.00
Other Recreational Services	66,437.00			Transfers From Taxes or Liens	
EDUCATION (excluding schools)				Sale for Cash (1983)	9,000.00
Libraries	54,000.00			Cancelled, Abated or Adjusted (1983)	7,300.00
Other Educational Services				Balance December 31, 1983	78,055.00
STATUTORY EXPENDITURES				CURRENT FINANCES DECEMBER 31, 1983	
Pensions & F. I. C. A.	159,513.54			ASSETS	
Employee Fringe Benefits	52,400.00			Cash Dec. 31, 1983	907,738.05
Other Statutory Expenditures	11,500.00			Taxes Receivable	211,058.37
CETA And Other Public Employment Programs				Tax Title Liens	55,819.59
MUNICIPAL FUNCTIONS				Foreclosed Property	78,055.00
CAPITAL IMPROVEMENTS				Emergencies & Other Deferred Charges	4,400.00
DEBT SERVICE				State and Federal Aid Receivable	
Principal Payments	42,288.00			Other Receivables	45,879.98
Interest Payments	35,941.65			Total	1,302,950.99
				LIABILITIES, RESERVES, AND SURPLUS	
DEFERRED CHARGES				Cash Liabilities	223,556.73
SCHOOL, COUNTY, SPECIAL DISTRICT TAXES	3,814,012.03			Reserves for Receivables	388,812.94
RESERVE FOR UNCOLLECTED TAXES	335,000.87			Surplus Dec. 31, 1983	690,581.32
EXPENDITURES				Total	1,302,950.99
TOTAL	6,462,141.68				

0324
 Population 1980 17,614
 Population 1983 20,063
 S & P Rating
 Moody Rating AAA

General Tax Rate Per \$100.
 3.27
 State Equalized Tax Rate
 2.26

MOUNT LAUREL TWP. - BURLINGTON CO.
Form of Government:
Council-Manager Plan E (OMCL 50)
Number of Members on Governing Body - 5

PER CAPITA:
 Gross Debt 466.56
 Net Debt 219.25
 Debt Service 47.92
 Total Tax Levy 687.41
 Municipal Expenditures 279.19

PER CENT:
 Gross Debt 1.73
 Net Debt .81
 Tax Levy Collected 95.66
 Tax Levy Cancelled, Abated or Adjusted .74

EXPENDITURES		REVENUES-REALIZED		1983 PROPERTY TAX	
GENERAL GOVERNMENT				STATE EQUALIZED TAX RATE	
Governing Body & Public Boards	17,617.00	1983 Property Taxes Collected		Local District School Taxes .96	5,710,684.00
Municipal Clerk	64,895.00	1983 Payments in Lieu of Taxes		Regional & Consolidated School Tax .50	2,978,653.53
Financial Administration	23,048.00	Delinquent Tax & Lien Collections		School Taxes in Municipal Budget	
Assessment of Taxes	195,442.00	Business Personalty Replacement Taxes		County Taxes .58	3,421,832.20
Collection of Taxes	32,539.00	Taxes from Public Utilities		County Library Taxes	
Planning, Housing & Development	62,969.00	Other Miscellaneous Tax Revenues		Local Municipal Purpose Taxes .21	1,272,000.00
Human Resources		State Aid Revenues		Veteran & Senior Citizen Taxes	103,450.00
Elections		Federal Aid Revenues		Total Taxes for Rate Computation 2.25	13,486,619.73
General Administration (other)	418,857.00	State and Local Fiscal Assistance Act Utilized		Special District Taxes	
JUDICIARY		State of Acquired Property		Bank Corp. Taxes	15,029.79
Municipal Courts	79,441.00	Other Miscellaneous Revenues		Added and Omitted Taxes	393,299.74
PUBLIC SAFETY		Total		Total Taxes Levied - ABSTRACT	13,791,499.26
Fire Protection	177,762.00	Prior Years Surplus Appropriated		Total Taxes Billed	13,779,935.25
Police Protection	1,027,856.00	REVENUES TOTAL		1983 TAXES COLLECTED	13,182,461.22
Civil Defense & Disaster Control	2,000.00	Reserve For Uncollected Taxes		1983 Taxes Cancelled, Abated or Adjusted	102,631.59
Environmental Inspection & Control	75,912.00	CAPITAL OUTLAY TOTAL		Transfer to Tax Title Liens or Foreclosed	19,607.69
Other Public Safety				Balance Outstanding Dec. 31, 1983	475,234.75
PUBLIC WORKS		Public Enterprises		PRIOR YEARS TAXES OUTSTANDING	
Streets and Drainage	646,554.00	Recreation—Culture		Balance January 1, 1983	423,067.29
Sewers and Sewage Processing		Public Works		Collected in 1983	407,830.33
Garbage and Trash Disposal	412,084.00	Buildings and Grounds		Cancelled, Abated or Adjusted 1983	500.00
Public Buildings and Grounds	100,978.00	Library and Education		Transfers to Tax Title Liens or Foreclosed	7,738.58
Other Public Works		Conservation		Balance December 31, 1983	6,998.38
HEALTH and WELFARE		All Other		TAX TITLE LIENS OUTSTANDING	
Health Services Except Environmental	1,675.00	CAPITAL DEBT AUTHORIZED, DECEMBER 31, 1983		Balance January 1, 1983	45,094.83
Welfare-Public Assistance	6,595.00	ISSUED AND UNISSUED GROSS DEBT		Transfer From Taxes	28,356.90
Hospitals, Clinics, First Aid		School 4,961,959		Redeemed in 1983	18,085.19
Animal, Insect, & Rodent Control		Self-liquidating		Cancelled, Abated or Adjusted (1983)	
Other Welfare Services		Other 4,398,725		Transfers to Foreclosed Property	
RECREATION and CONSERVATION		Total 9,360,684		Balance December 31, 1983	55,366.54
Beaches and Boardwalks		ISSUED AND OUTSTANDING		PROPERTY ACQUIRED BY DEED OR FORECLOSURE	
Parks, Playgrounds, Shade Trees	77,579.00	School 4,557,376.23		Balance January 1, 1983	2,224,800.00
Land Reclamation & Conservation	4,000.00	Self-Liquidating		Transfers From Taxes or Liens	
Other Recreational Services	3,000.00	Other 4,356,697.00		Sale for Cash (1983)	
EDUCATION (excluding schools)		Total 8,914,073.23		Cancelled, Abated or Adjusted (1983)	
Libraries		EQUALIZED VALUATION BASIS		Balance December 31, 1983	2,224,800.00
Other Educational Services	136,700.00	FOR NET DEBT COMPUTATION		CURRENT FINANCES DECEMBER 31, 1983	
STATUTORY EXPENDITURES		REAL PROPERTY VALUATIONS		ASSETS	
Pensions & F. I. C. A.	289,434.25	Code Class # of Parcels % VAL'N		Cash Dec. 31, 1983	5,582,684.51
Employee Fringe Benefits	121,206.00	1 Vacant Land 1734 3.99		Taxes Receivable	482,233.13
Other Statutory Expenditures	13,500.00	2 Residential 5484 65.35		Tax Title Liens	55,366.54
CETA And Other Public Employment Programs		3 Farm 300 1.98		Foreclosed Property	2,224,800.00
MUNICIPAL FUNCTIONS TOTAL	3,991,643.25	4a Commercial 132 14.43		Emergencies & Other Deferred Charges	322,700.00
CAPITAL IMPROVEMENTS *MEMO*	65,000.00	4b Industrial 53 12.75		State and Federal Aid Receivable	4,103.12
DEBT SERVICE		4c Apartments 3 1.50		Other Receivables	74,003.73
Principal Payments	630,910.00	Total 7706		Total	8,745,891.03
Interest Payments	330,524.77	Land Area 22.15 Sq. Miles		LIABILITIES, RESERVES, AND SURPLUS	
DEFERRED CHARGES		Net Valuation Taxable-Municipal		Cash Liabilities	4,602,310.82
SCHOOL, COUNTY, SPECIAL DISTRICT TAXES	47,534.23	Net Valuation Taxable-County		Reserves for Receivables	2,836,403.40
RESERVE FOR UNCOLLECTED TAXES	12,111,169.73	State Equalized Valuation		Surplus Dec. 31, 1983	1,307,176.81
EXPENDITURES TOTAL	17,712,603.58	State Equalization Ratio		Total	8,745,891.03

1427
Population 1980 18,748
Population 1983 19,361
S & P Rating
Moody Rating A

General Tax Rate Per \$100. 2.49
State Equalized Tax Rate 2.32

MOUNT OLIVE TOWNSHIP - MORRIS CO.
Form of Government:
Mayor-Council Plan E (OMCL 50)
Number of Members on Governing Body - 5

PER CAPITA:
Gross Debt 855.34
Net Debt 301.49
Debt Service 1.40
Total Tax Levy 639.41
Municipal Expenditures 222.73
PER CENT:
Gross Debt 3.50
Net Debt 1.24
Tax Levy Collected 94.49
Tax Levy Cancelled, Abated or Adjusted 1.13

EXPENDITURES		REVENUES-REALIZED		1983 PROPERTY TAX	
GENERAL GOVERNMENT				STATE EQUALIZED TAX RATE 1.63	
Governing Body & Public Boards	36,115.00	1983 Property Taxes Collected	11,684,061.46	Local District School Taxes	8,152,762.12
Municipal Clerk	30,927.00	1983 Payments in Lieu of Taxes		Regional & Consolidated School Tax	
Financial Administration	60,309.00	Delinquent Tax & Lien Collections	481,085.93	School Taxes in Municipal Budget	
Assessment of Taxes	50,587.00	Business Personalty Replacement Taxes	89,289.72	County Taxes	1,618,225.67
Collection of Taxes	36,879.00	Taxes from Public Utilities	1,079,251.00	County Library Taxes	60,896.62
Planning, Housing & Development	68,726.00	Other Miscellaneous Tax Revenues		Local Municipal Purpose Taxes	1,797,516.82
Human Resources	27,500.00	State Aid Revenues	224,947.27	Veteran & Senior Citizen Taxes	86,550.00
Elections	3,800.00	Federal Aid Revenues		Total Taxes for Rate Computation	11,715,951.23
General Administration (other)	502,183.00	State and Local Fiscal Assistance Act Utilized	209,871.76	Special District Taxes	639,938.13
JUDICIARY		Sale of Acquired Property		Bank Corp. Taxes	11,683.19
Municipal Courts	80,963.00	Other Miscellaneous Revenues	538,317.06	Added and Omitted Taxes	98,539.00
PUBLIC SAFETY		Total	14,306,824.20	Total Taxes Levied - ABSTRACT	12,379,561.55
Fire Protection	63,797.00	Prior Years Surplus Appropriated	200,000.00	Total Taxes Billed	12,365,223.28
Police Protection	1,054,714.00	REVENUES TOTAL	14,506,824.20	1983 TAXES COLLECTED	11,684,061.46
Civil Defense & Disaster Control	7,208.00	Reserve For Uncollected Taxes	753,163.13	1983 Taxes Cancelled, Abated or Adjusted	139,204.78
Environmental Inspection & Control	64,690.00	CAPITAL OUTLAY TOTAL	1,251,326.60	Transfer to Tax Title Liens or Foreclosed	112,282.30
Other Public Safety				Balance Outstanding Dec. 31, 1983	429,674.74
PUBLIC WORKS				PRIOR YEARS TAXES OUTSTANDING	
Streets and Drainage	529,848.83	Public Enterprises	6,077.30	Balance January 1, 1983	489,760.62
Sewers and Sewage Processing		Recreation—Culture		Collected in 1983	405,159.29
Garbage and Trash Disposal		Public Works	999,513.24	Cancelled, Abated or Adjusted 1983	
Public Buildings and Grounds	106,136.00	Buildings and Grounds	245,736.06	Transfers to Tax Title Liens or Foreclosed	23,236.21
Other Public Works	15,142.00	Library and Education		Balance December 31, 1983	61,365.12
HEALTH and WELFARE		Conservation		TAX TITLE LIENS OUTSTANDING	
Health Services Except Environmental	98,946.00	All Other		Balance January 1, 1983	331,417.79
Welfare-Public Assistance	16,847.00	CAPITAL DEBT AUTHORIZED, DECEMBER 31, 1983		Transfer From Taxes	139,234.33
Hospitals, Clinics, First Aid		ISSUED AND UNISSUED		Redeemed in 1983	75,926.64
Animal, Insect, & Rodent Control	7,500.00	School	10,182,160	Cancelled, Abated or Adjusted (1983)	
Other Welfare Services		Self-liquidating	2,929,400	Transfers to Foreclosed Property	
RECREATION and CONSERVATION		Other	3,448,600	Balance December 31, 1983	394,725.48
Beaches and Boardwalks		Total	16,560,160	PROPERTY ACQUIRED BY DEED OR FORECLOSURE	
Parks, Playgrounds, Shade Trees	440.00	ISSUED AND OUTSTANDING		Balance January 1, 1983	489,295.00
Land Reclamation & Conservation	56,517.00	School	10,182,160.00	Transfers From Taxes or Liens	
Other Recreational Services		Self-Liquidating	2,929,400.00	Sale for Cash (1983)	1,000.00
EDUCATION (excluding schools)		Other	1,995,800.00	Cancelled, Abated or Adjusted (1983)	3,500.00
Libraries	40,750.00	Total	15,107,360.00	Balance December 31, 1983	484,795.00
Other Educational Services	10,000.00	EQUALIZED VALUATION BASIS		CURRENT FINANCES DECEMBER 31, 1983	
STATUTORY EXPENDITURES		FOR NET DEBT COMPUTATION	472,505,650	ASSETS	
Pensions & F. I. C. A.	238,428.80	REAL PROPERTY VALUATIONS		Cash Dec. 31, 1983	1,080,858.19
Employee Fringe Benefits	113,262.00	Code Class # of Parcels % VAL'N	ASSESSED VALUATION	Taxes Receivable	491,039.86
Other Statutory Expenditures	5,000.00	1 Vacant Land 1018 7.77	36,031,300.00	Tax Title Liens	394,725.48
CETA And Other Public Employment Programs		2 Residential 4151 65.48	303,544,000.00	Foreclosed Property	484,795.00
MUNICIPAL FUNCTIONS		3 Farm 144 1.03	4,754,950.00	Emergencies & Other Deferred Charges	68,000.00
CAPITAL IMPROVEMENTS *MEMO*	105,000.00	4a Commercial 148 6.57	30,464,500.00	State and Federal Aid Receivable	29,124.74
DEBT SERVICE		4b Industrial 22 2.78	12,887,900.00	Other Receivables	25,114.63
Principal Payments		4c Apartments 5 16.37	75,872,700.00	Total	2,573,657.90
Interest Payments	27,094.86	Total 5488	463,555,350.00	LIABILITIES, RESERVES, AND SURPLUS	
DEFERRED CHARGES		Land Area 30.06 Sq. Miles		Cash Liabilities	567,058.81
SCHOOL, COUNTY, SPECIAL DISTRICT TAXES	204,884.45	Net Valuation Taxable-Municipal	467,141,366	Reserves for Receivables	1,395,674.97
RESERVE FOR UNCOLLECTED TAXES	10,471,822.54	Net Valuation Taxable-County	473,247,424	Surplus Dec. 31, 1983	610,924.12
EXPENDITURES TOTAL	14,784,180.61	State Equalized Valuation	501,390,483	Total	2,573,657.90
		State Equalization Ratio	93.12		

1425
Population 1980 4,153
Population 1983 4,204
S & P Rating AA
Moody Rating AA

General Tax Rate Per \$100. 2.78
State Equalized Tax Rate 2.68

MOUNTAIN LAKES BORO. - MORRIS CO.
Form of Government:
Council-Manager Plan E (OMCL 50)
Number of Members on Governing Body - 7

PER CAPITA:
Gross Debt 970.74
Net Debt 709.96
Debt Service 110.36
Total Tax Levy 1,256.30
Municipal Expenditures 486.78

PER CENT:
Gross Debt 2.24
Net Debt 1.64
Tax Levy Collected 97.79
Tax Levy Cancelled, Abated or Adjusted .22

EXPENDITURES		REVENUES-REALIZED		1983 PROPERTY TAX	
GENERAL GOVERNMENT				STATE EQUALIZED TAX RATE	
Governing Body & Public Boards		1983 Property Taxes Collected	5,177,956.60	Local District School Taxes	1.86
Municipal Clerk		1983 Payments in Lieu of Taxes		Regional & Consolidated School Tax	
Financial Administration	4,950.00	Delinquent Tax & Lien Collections	224,965.10	School Taxes in Municipal Budget	
Assessment of Taxes	7,280.00	Business Personalty Replacement Taxes	35,963.12	County Taxes	.36
Collection of Taxes	14,890.00	Taxes from Public Utilities	330,559.75	County Library Taxes	.01
Planning, Housing & Development	14,700.00	Other Miscellaneous Tax Revenues		Local Municipal Purpose Taxes	.44
Human Resources	50.00	State Aid Revenues	43,721.58	Veteran & Senior Citizen Taxes	
Elections		Federal Aid Revenues		Total Taxes for Rate Computation	2.67
General Administration (other)	191,926.00	State and Local Fiscal Assistance Act Utilized	18,338.76	Special District Taxes	
JUDICIARY		Sale of Acquired Property		Bank Corp. Taxes	3,393.63
Municipal Courts	9,660.00	Other Miscellaneous Revenues	349,943.54	Added and Omitted Taxes	13,138.08
PUBLIC SAFETY		Total	6,181,448.45	Total Taxes Levied - ABSTRACT	5,281,494.48
Fire Protection	13,400.00	Prior Years Surplus Appropriated	306,037.00	Total Taxes Billed	5,294,930.77
Police Protection	476,209.76	REVENUES TOTAL	6,487,485.45	1983 TAXES COLLECTED	5,177,956.60
Civil Defense & Disaster Control	400.00	Reserve For Uncollected Taxes	314,634.88	1983 Taxes Cancelled, Abated or Adjusted	11,815.00
Environmental Inspection & Control	8,700.00	CAPITAL OUTLAY TOTAL	42,864.67	Transfer to Tax Title Liens or Foreclosed	383.64
Other Public Safety				Balance Outstanding Dec. 31, 1983	104,775.53
PUBLIC WORKS				PRIOR YEARS TAXES OUTSTANDING	
Streets and Drainage	194,753.49	Public Enterprises		Balance January 1, 1983	172,761.01
Sewers and Sewage Processing		Recreation—Culture	25,472.91	Collected in 1983	172,171.39
Garbage and Trash Disposal		Public Works	8,291.76	Cancelled, Abated or Adjusted 1983	300.35
Public Buildings and Grounds	48,400.00	Buildings and Grounds	9,100.00	Transfers to Tax Title Liens or Foreclosed	
Other Public Works		Library and Education		Balance December 31, 1983	289.27
HEALTH and WELFARE		Conservation		TAX TITLE LIENS OUTSTANDING	
Health Services Except Environmental	11,271.00	All Other		Balance January 1, 1983	54,821.09
Welfare-Public Assistance		CAPITAL DEBT AUTHORIZED, DECEMBER 31, 1983		Transfer From Taxes	383.64
Hospitals, Clinics, First Aid		ISSUED AND UNISSUED		Redeemed in 1983	52,793.71
Animal, Insect, & Rodent Control	400.00	School	1,016,500	Cancelled, Abated or Adjusted (1983)	
Other Welfare Services		Self-Liquidating	70,000	Transfers to Foreclosed Property	
RECREATION and CONSERVATION		Other	2,994,511	Balance December 31, 1983	2,411.02
Beaches and Boardwalks		Total	4,081,011	PROPERTY ACQUIRED BY DEED OR	
Parks, Playgrounds, Shade Trees	60,120.00			FORECLOSURE	
Land Reclamation & Conservation	625.00	ISSUED AND OUTSTANDING		Balance January 1, 1983	157,085.09
Other Recreational Services	23,500.00	School	888,300.00	Transfers From Taxes or Liens	
EDUCATION (excluding schools)		Self-Liquidating	70,000.00	Sale for Cash (1983)	
Libraries	30,600.00	Other	2,890,500.00	Cancelled, Abated or Adjusted (1983)	
Other Educational Services		Total	3,848,800.00	Balance December 31, 1983	157,085.09
STATUTORY EXPENDITURES		EQUALIZED VALUATION BASIS		CURRENT FINANCES DECEMBER 31, 1983	
Pensions & F. I. C. A.	109,617.00	FOR NET DEBT COMPUTATION	181,819,612	ASSETS	
Employee Fringe Benefits	33,767.00	REAL PROPERTY VALUATIONS		Cash Dec. 31, 1983	613,963.77
Other Statutory Expenditures		Code Class # of Parcels % VAL'N		Taxes Receivable	105,064.80
CETA And Other Public Employment Programs		1 Vacant Land 74 2.30		Tax Title Liens	2,411.02
MUNICIPAL FUNCTIONS TOTAL	1,255,219.25	2 Residential 1173 89.44		Foreclosed Property	157,085.09
CAPITAL IMPROVEMENTS *MEMO*	1,500.00	3 Farm		Emergencies & Other Deferred Charges	15,600.00
DEBT SERVICE		4a Commercial 38 7.34		State and Federal Aid Receivable	
Principal Payments	314,100.00	4b Industrial 5 .92		Other Receivables	2,466.72
Interest Payments	149,870.60	4c Apartments		Total	896,591.40
DEFERRED CHARGES		Total 1290		LIABILITIES, RESERVES, AND SURPLUS	
SCHOOL, COUNTY, SPECIAL DISTRICT TAXES	12,596.86	Land Area 2.90 Sq. Miles		Cash Liabilities	151,603.94
RESERVE FOR UNCOLLECTED TAXES	4,390,753.02	Net Valuation Taxable-Municipal	189,992,543	Reserves for Receivables	267,027.63
EXPENDITURES TOTAL	6,437,174.61	Net Valuation Taxable-County	197,929,251	Surplus Dec. 31, 1983	477,959.83
		State Equalized Valuation	197,043,248	Total	896,591.40
		State Equalization Ratio	90.39		

2010
Population 1980 7,118
Population 1983 7,066
S & P Rating
Moody Rating A1

General Tax Rate Per \$100. 4.23
State Equalized Tax Rate 1.94

MOUNTAINSIDE BOROUGH - UNION CO.
Form of Government:
Borough Council
Number of Members on Governing Body - 6

PER CAPITA:
Gross Debt 527.16
Net Debt 381.96
Debt Service 39.65
Total Tax Levy 1,049.92
Municipal Expenditures 429.00
PER CENT:
Gross Debt 1.07
Net Debt .77
Tax Levy Collected 97.40
Tax Levy Cancelled, Abated or Adjusted .21

EXPENDITURES		REVENUES-REALIZED		1983 PROPERTY TAX	
GENERAL GOVERNMENT				STATE EQUALIZED TAX RATE	
Governing Body & Public Boards		1983 Property Taxes Collected	7,214,370.80	Local District School Taxes .53	1,999,919.50
Municipal Clerk	38,477.00	1983 Payments in Lieu of Taxes		Regional & Consolidated School Tax .63	2,391,993.36
Financial Administration	60,439.23	Delinquent Tax & Lien Collections	103,438.38	School Taxes in Municipal Budget	
Assessment of Taxes		Business Personalty Replacement Taxes	253,330.64	County Taxes .48	1,834,154.96
Collection of Taxes		Taxes from Public Utilities	655,830.00	County Library Taxes	
Planning, Housing & Development	10,331.43	Other Miscellaneous Tax Revenues		Local Municipal Purpose Taxes .31	1,166,607.53
Human Resources		State Aid Revenues	50,459.50	Veteran & Senior Citizen Taxes	63,250.00
Elections	1,156.50	Federal Aid Revenues		Total Taxes for Rate Computation 1.95	7,455,925.35
General Administration (other)	321,868.51	State and Local Fiscal Assistance Act Utilized	29,140.62	Special District Taxes	
JUDICIARY		Sale of Acquired Property		Bank Corp. Taxes	11,620.31
Municipal Courts	24,809.01	Other Miscellaneous Revenues	519,309.72	Added and Omitted Taxes	14,208.26
PUBLIC SAFETY		Total	8,825,879.66	Total Taxes Levied - ABSTRACT	7,418,703.92
Fire Protection	156,298.07	Prior Years Surplus Appropriated	800,000.00	Total Taxes Billed	7,406,883.61
Police Protection	734,121.23	REVENUES TOTAL	9,625,879.66	1983 TAXES COLLECTED	7,214,370.80
Civil Defense & Disaster Control	145.00	Reserve For Uncollected Taxes	437,500.00	1983 Taxes Cancelled, Abated or Adjusted	15,185.84
Environmental Inspection & Control	50,047.80	CAPITAL OUTLAY TOTAL	13,361.42	Transfer to Tax Title Liens or Foreclosed	1,129.47
Other Public Safety				Balance Outstanding Dec. 31, 1983	176,197.50
PUBLIC WORKS				PRIOR YEARS TAXES OUTSTANDING	
Streets and Drainage	188,470.58	Public Enterprises		Balance January 1, 1983	104,305.14
Sewers and Sewage Processing	198,578.15	Recreation—Culture		Collected in 1983	100,440.05
Garbage and Trash Disposal		Public Works	12,270.63	Cancelled, Abated or Adjusted 1983	3,665.09
Public Buildings and Grounds	55,720.00	Buildings and Grounds	1,090.79	Transfers to Tax Title Liens or Foreclosed	
Other Public Works		Library and Education		Balance December 31, 1983	
HEALTH and WELFARE		Conservation		TAX TITLE LIENS OUTSTANDING	
Health Services Except Environmental	33,731.67	All Other		Balance January 1, 1983	1,868.86
Welfare-Public Assistance	3,323.04	CAPITAL DEBT AUTHORIZED, DECEMBER 31, 1983		Transfer From Taxes	1,129.47
Hospitals, Clinics, First Aid		ISSUED AND UNISSUED		Redeemed in 1983	2,998.33
Animal, Insect, & Rodent Control	3,600.00	School	1,025,946	Cancelled, Abated or Adjusted (1983)	
Other Welfare Services		Self-liquidating	2,698,939	Transfers to Foreclosed Property	
RECREATION and CONSERVATION		Other	3,724,886	Balance December 31, 1983	
Beaches and Boardwalks	4,845.10	Total	2,698,939	PROPERTY ACQUIRED BY DEED OR	
Parks, Playgrounds, Shade Trees		ISSUED AND OUTSTANDING		FORECLOSURE	
Land Reclamation & Conservation	47,556.03	School	1,025,946.06	Balance January 1, 1983	3,875.00
Other Recreational Services		Self-Liquidating	2,158,000.00	Transfers From Taxes or Liens	
EDUCATION (excluding schools)		Other	3,183,946.06	Sole for Cash (1983)	
Libraries	156,000.00	Total		Cancelled, Abated or Adjusted (1983)	
Other Educational Services		EQUALIZED VALUATION BASIS		Balance December 31, 1983	3,875.00
STATUTORY EXPENDITURES		FOR NET DEBT COMPUTATION	349,688,314	CURRENT FINANCES DECEMBER 31, 1983	
Pensions & F. I. C. A.	133,890.12	REAL PROPERTY VALUATIONS		ASSETS	
Employee Fringe Benefits	51,500.00	Code Class # of Parcels % VAL'N	ASSESSED VALUATION	Cash Dec. 31, 1983	1,781,674.68
Other Statutory Expenditures		1 Vacant Land 128 1.84	3,196,500.00	Taxes Receivable	176,197.50
CETA And Other Public Employment Programs		2 Residential 2345 72.25	125,706,300.00	Tax Title Liens	
MUNICIPAL FUNCTIONS TOTAL	2,274,910.47	3 Farm		Foreclosed Property	3,875.00
CAPITAL IMPROVEMENTS *MEMO*	15,000.00	4a Commercial 77 12.55	21,839,300.00	Emergencies & Other Deferred Charges	64,000.00
DEBT SERVICE		4b Industrial 58 13.36	23,249,100.00	State and Federal Aid Receivable	
Principal Payments	125,000.00	4c Apartments		Other Receivables	18,960.64
Interest Payments	155,139.00	Total 2608	173,991,200.00	Total	2,044,707.82
DEFERRED CHARGES	38,743.82	Land Area 4.10 Sq. Miles		LIABILITIES, RESERVES, AND SURPLUS	
SCHOOL, COUNTY, SPECIAL DISTRICT TAXES	6,226,067.62	Net Valuation Taxable-Municipal	174,845,000	Cash Liabilities	636,264.06
RESERVE FOR UNCOLLECTED TAXES	437,500.00	Net Valuation Taxable-County	361,175,906	Reserves for Receivables	199,033.14
EXPENDITURES TOTAL	9,257,361.11	State Equalized Valuation	379,342,380	Surplus Dec. 31, 1983	1,209,410.62
		State Equalization Ratio	45.97	Total	2,044,707.82

0117

Population 1980 5,243
 Population 1983 5,256
 S & P Rating
 Moody Rating

General Tax Rate Per \$100. 4.29
 State Equalized Tax Rate 2.18

MULLICA TOWNSHIP – ATLANTIC COUNTY
Form of Government:
Township Committee
Number of Members on Governing Body – 5

PER CAPITA:

Gross Debt 552.96
 Net Debt 53.25
 Debt Service 5.15
 Total Tax Levy 467.14
 Municipal Expenditures 264.19

PER CENT:

Gross Debt 2.80
 Net Debt .27
 Tax Levy Collected 84.83
 Tax Levy Cancelled, Abated or Adjusted .21

EXPENDITURES		REVENUES-REALIZED		1983 PROPERTY TAX	
GENERAL GOVERNMENT				STATE EQUALIZED TAX RATE \downarrow	
Governing Body & Public Boards		1983 Property Taxes Collected 2,085,855.14		Local District School Taxes .75	833,462.50
Municipal Clerk		1983 Payments in Lieu of Taxes		Regional & Consolidated School Tax .65	723,356.25
Financial Administration	18,556.00	Delinquent Tax & Lien Collections 320,023.72		School Taxes in Municipal Budget	
Assessment of Taxes	14,946.00	Business Personalty Replacement Taxes 33,505.40		County Taxes .46 *	510,351.76
Collection of Taxes	34,986.00	Taxes from Public Utilities 279,890.00		County Library Taxes .02	26,903.40
Planning, Housing & Development	16,190.50	Other Miscellaneous Tax Revenues		Local Municipal Purpose Taxes .30	332,634.36
Human Resources		State Aid Revenues 38,296.92		Veteran & Senior Citizen Taxes	58,600.00
Elections	2,300.00	Federal Aid Revenues		Total Taxes for Rate Computation 2.18	2,485,308.27
General Administration (other)	122,734.18	State and Local Fiscal Assistance Act Utilized 20,808.00		Special District Taxes	
JUDICIARY		Sale of Acquired Property 50,850.00		Bank Corp. Taxes	
Municipal Courts	29,129.22	Other Miscellaneous Revenues 159,893.27		Added and Omitted Taxes	28,604.27
PUBLIC SAFETY		Total 2,989,122.45		Total Taxes Levied - ABSTRACT	2,455,312.54
Fire Protection	45,999.96	Prior Years Surplus Appropriated 255,000.00		Total Taxes Billed	2,458,835.66
Police Protection	241,276.32	REVENUES TOTAL 3,244,122.45		1983 TAXES COLLECTED	2,085,855.14
Civil Defense & Disaster Control	1,263.00	Reserve For Uncollected Taxes 453,562.07		1983 Taxes Cancelled, Abated or Adjusted	5,070.78
Environmental Inspection & Control		CAPITAL OUTLAY TOTAL 245,710.08		Transfer to Tax Title Liens or Foreclosed	63,067.92
Other Public Safety				Balance Outstanding Dec. 31, 1983	304,841.82
PUBLIC WORKS				PRIOR YEARS TAXES OUTSTANDING	
Streets and Drainage	126,331.79	Public Enterprises		Balance January 1, 1983	298,725.97
Sewers and Sewage Processing		Recreation—Culture		Collected in 1983	269,585.12
Garbage and Trash Disposal	4,502.89	Public Works		Cancelled, Abated or Adjusted 1983	599.68
Public Buildings and Grounds	14,440.40	Buildings and Grounds		Transfers to Tax Title Liens or Foreclosed	25,094.64
Other Public Works	44,822.36	Library and Education		Balance December 31, 1983	3,446.53
HEALTH and WELFARE		Conservation		TAX TITLE LIENS OUTSTANDING	
Health Services Except Environmental	500.00	All Other		Balance January 1, 1983	70,548.18
Welfare-Public Assistance	7,103.77	CAPITAL DEBT AUTHORIZED, DECEMBER 31, 1983		Transfer From Taxes	93,435.49
Hospitals, Clinics, First Aid		ISSUED AND UNISSUED GROSS DEBT NET DEBT		Redeemed in 1983	50,438.60
Animal, Insect, & Rodent Control	15,608.30	School 2,626,466		Cancelled, Abated or Adjusted (1983)	
Other Welfare Services		Self-liquidating 279,875 279,875		Transfers to Foreclosed Property	7,707.37
RECREATION and CONSERVATION		Other 2,906,341 279,875		Balance December 31, 1983	105,837.70
Beaches and Boardwalks		ISSUED AND OUTSTANDING		PROPERTY ACQUIRED BY DEED OR FORECLOSURE	
Parks, Playgrounds, Shade Trees		School 2,626,466.56		Balance January 1, 1983	265,630.15
Land Reclamation & Conservation	3,000.00	Self-Liquidating 202,143.00		Transfers From Taxes or Liens	7,758.85
Other Recreational Services		Other 2,828,609.56		Sale for Cash (1983)	50,850.00
EDUCATION (excluding schools)		EQUALIZED VALUATION BASIS FOR NET DEBT COMPUTATION 103,806,905		Cancelled, Abated or Adjusted (1983)	
Libraries	500.00	REAL PROPERTY VALUATIONS		Balance December 31, 1983	222,539.00
Other Educational Services		Code Class # of Parcels % VAL'N ASSESSED VALUATION		CURRENT FINANCES DECEMBER 31, 1983	
STATUTORY EXPENDITURES		1 Vacant Land 2873 21.06 11,738,050.00		ASSETS	
Pensions & F. I. C. A.	43,974.16	2 Residential 1698 68.61 38,245,350.00		Cash Dec. 31, 1983	842,226.94
Employee Fringe Benefits	23,050.00	3 Farm 89 2.64 1,468,100.00		Taxes Receivable	308,288.35
Other Statutory Expenditures	6,000.00	4a Commercial 86 6.87 3,830,100.00		Tax Title Liens	105,837.70
CETA And Other Public Employment Programs		4b Industrial 3 .82 459,500.00		Foreclosed Property	222,539.00
MUNICIPAL FUNCTIONS		4c Apartments		Emergencies & Other Deferred Charges	172,152.29
CAPITAL IMPROVEMENTS		Total 4749 55,741,100.00		State and Federal Aid Receivable	2,828.35
DEBT SERVICE		Land Area 56.50 Sq. Miles		Other Receivables	38,355.98
Principal Payments	23,150.00	Net Valuation Taxable-Municipal 56,643,033		Total	1,692,228.61
Interest Payments	3,905.63	Net Valuation Taxable-County 108,339,166		LIABILITIES, RESERVES, AND SURPLUS	
DEFERRED CHARGES		State Equalized Valuation 110,693,345		Cash Liabilities	666,757.54
SCHOOL, COUNTY, SPECIAL DISTRICT TAXES		State Equalization Ratio 50.77		Reserves for Receivables	675,021.03
RESERVE FOR UNCOLLECTED TAXES				Surplus Dec. 31, 1983	350,450.04
EXPENDITURES				Total	1,692,228.61
TOTAL	3,482,677.23				

*Includes County Health Service Taxes or County Vocational School Taxes. See Table 13.

0812

Population 1980 3,552
 Population 1983 3,554
 S & P Rating
 Moody Rating

General Tax Rate Per \$100. 3.91
 State Equalized Tax Rate 2.70

NATIONAL PARK BORO. — GLOUCESTER CO.
Form of Government:
Borough Council
Number of Members on Governing Body — 6

PER CAPITA:

Gross Debt 269.09
 Net Debt 78.34
 Debt Service 11.91
 Total Tax Levy 316.16
 Municipal Expenditures 222.95

PER CENT:

Gross Debt 2.48
 Net Debt .72
 Tax Levy Collected 92.03
 Tax Levy Cancelled, Abated or Adjusted .01

EXPENDITURES	REVENUES-REALIZED	1983 PROPERTY TAX
GENERAL GOVERNMENT		STATE EQUALIZED TAX RATE
Governing Body & Public Boards		Local District School Taxes .82 341,160.00
Municipal Clerk		Regional & Consolidated School Tax .78 324,207.87
Financial Administration 12,956.00	1983 Property Taxes Collected 1,031,113.17	School Taxes in Municipal Budget
Assessment of Taxes 7,636.00	1983 Payments in Lieu of Taxes 91,280.66	County Taxes .59 246,909.34
Collection of Taxes 10,916.00	Delinquent Tax & Lien Collections 6,747.84	County Library Taxes .02 6,787.29
Planning, Housing & Development 2,240.00	Business Personalty Replacement Taxes 334,285.00	Local Municipal Purpose Taxes .48 200,000.00
Human Resources	Taxes from Public Utilities	Veteran & Senior Citizen Taxes 55,200.00
Elections 1,050.00	Other Miscellaneous Tax Revenues 39,728.28	Total Taxes for Rate Computation 2.69 1,174,264.50
General Administration (other) 102,205.00	State Aid Revenues	Special District Taxes
JUDICIARY	Federal Aid Revenues 36,212.33	Bank Corp. Taxes 3,190.15
Municipal Courts 20,340.00	State and Local Fiscal Assistance Act Utilized	Added and Omitted Taxes 1,373.36
PUBLIC SAFETY	Sale of Acquired Property 64,814.22	Total Taxes Levied - ABSTRACT 1,123,628.01
Fire Protection 15,810.00	Other Miscellaneous Revenues	Total Taxes Billed 1,120,437.86
Police Protection 70,705.38	Total 1,604,181.50	1983 TAXES COLLECTED 1,031,113.17
Civil Defense & Disaster Control 300.00	Prior Years Surplus Appropriated 45,525.23	1983 Taxes Cancelled, Abated or Adjusted 79.81
Environmental Inspection & Control 6,780.00	REVENUES TOTAL 1,649,706.73	Transfer to Tax Title Liens or Foreclosed Balance Outstanding Dec. 31, 1983 308.89
Other Public Safety	Reserve For Uncollected Taxes 120,000.00	88,935.99
PUBLIC WORKS	CAPITAL OUTLAY TOTAL 25,269.92	PRIOR YEARS TAXES OUTSTANDING
Streets and Drainage 114,798.00	Public Enterprises 25,269.92	Balance January 1, 1983 90,718.36
Sewers and Sewage Processing	Recreation—Culture	Collected in 1983 90,571.42
Garbage and Trash Disposal 47,248.00	Public Works	Cancelled, Abated or Adjusted 1983
Public Buildings and Grounds 24,730.00	Buildings and Grounds	Transfers to Tax Title Liens or Foreclosed Balance December 31, 1983 146.94
Other Public Works	Library and Education	TAX TITLE LIENS OUTSTANDING
HEALTH and WELFARE	Conservation	Balance January 1, 1983 2,306.20
Health Services Except Environmental 116,824.62	All Other	Transfer From Taxes 308.89
Welfare-Public Assistance 5,000.00	CAPITAL DEBT AUTHORIZED, DECEMBER 31, 1983	Redeemed in 1983 709.24
Hospitals, Clinics, First Aid	ISSUED AND UNISSUED GROSS DEBT NET DEBT	Cancelled, Abated or Adjusted (1983)
Animal, Insect, & Rodent Control 1,999.00	School 677,899	Transfers to Foreclosed Property
Other Welfare Services	Self-liquidating 225,000 225,000	Balance December 31, 1983 1,905.85
RECREATION and CONSERVATION	Other 53,433 53,433	PROPERTY ACQUIRED BY DEED OR FORECLOSURE
Beaches and Boardwalks 5,300.00	Total 956,332 278,433	Balance January 1, 1983 19,773.00
Parks, Playgrounds, Shade Trees	ISSUED AND OUTSTANDING	Transfers From Taxes or Liens
Land Reclamation & Conservation 1,375.00	School 677,899.49	Sale for Cash (1983)
Other Recreational Services	Self-liquidating 225,000.00	Cancelled, Abated or Adjusted (1983)
EDUCATION (excluding schools)	Other 53,433.00	Balance December 31, 1983 19,773.00
Libraries	Total 956,332.49	CURRENT FINANCES DECEMBER 31, 1983
Other Educational Services	EQUALIZED VALUATION BASIS	ASSETS
STATUTORY EXPENDITURES	FOR NET DEBT COMPUTATION 38,617,381	Cash Dec. 31, 1983 319,963.88
Pensions & F. I. C. A. 38,000.00	REAL PROPERTY VALUATIONS	Taxes Receivable 89,082.93
Employee Fringe Benefits 18,000.00	Code Class # of Parcels % VAL'N	Tax Title Liens 1,905.85
Other Statutory Expenditures 4,000.00	1 Vacant Land 154 2.29	Foreclosed Property 19,773.00
CETA And Other Public Employment Programs	2 Residential 1016 91.24	Emergencies & Other Deferred Charges
MUNICIPAL FUNCTIONS TOTAL 628,213.00	3 Farm	State and Federal Aid Receivable 8,881.25
CAPITAL IMPROVEMENTS *MEMO*	4a Commercial 40 6.23 1,773,700.00	Other Receivables 17,892.46
DEBT SERVICE	4b Industrial	Total 457,499.37
Principal Payments 17,811.00	4c Apartments 1 .24 69,700.00	LIABILITIES, RESERVES, AND SURPLUS
Interest Payments 24,512.07	Total 1211 28,487,900.00	Cash Liabilities
DEFERRED CHARGES	Land Area 1.00 Sq. Miles	Reserves for Receivables 128,654.24
SCHOOL, COUNTY, SPECIAL DISTRICT TAXES 919,064.50	Net Valuation Taxable-Municipal 28,691,419	Surplus Dec. 31, 1983 145,086.12
RESERVE FOR UNCOLLECTED TAXES 120,000.00	Net Valuation Taxable-County 39,871,891	Total 457,499.37
EXPENDITURES TOTAL 1,711,414.16	State Equalized Valuation 41,478,367	
	State Equalization Ratio 69.02	

1334
Population 1980 28,366
Population 1983 28,721
S & P Rating AAA
Moody Rating AAA

General Tax Rate Per \$100.
6.22
State Equalized Tax Rate
2.49

NEPTUNE TOWNSHIP – MONMOUTH CO.
Form of Government:
Township Committee
Number of Members on Governing Body – 5

PER CAPITA:
Gross Debt 363.19
Net Debt 326.32
Debt Service 28.13
Total Tax Levy 505.74
Municipal Expenditures 307.20

PER CENT:
Gross Debt 2.14
Net Debt 1.93
Tax Levy Collected 94.45
Tax Levy Cancelled, Abated or Adjusted .04

EXPENDITURES		REVENUES-REALIZED		1983 PROPERTY TAX	
GENERAL GOVERNMENT				STATE EQUALIZED TAX RATE → 1.32	
Governing Body & Public Boards		1983 Property Taxes Collected	13,686,359.20	Local District School Taxes	7,169,169.00
Municipal Clerk		1983 Payments in Lieu of Taxes	588,755.01	Regional & Consolidated School Tax	
Financial Administration	126,881.25	Delinquent Tax & Lien Collections	286,123.44	School Taxes in Municipal Budget	
Assessment of Taxes	62,421.12	Business Personalty Replacement Taxes	2,015,928.00	County Taxes	.51 * 2,776,571.09
Collection of Taxes	98,490.32	Taxes from Public Utilities		County Library Taxes	
Planning, Housing & Development	56,825.00	Other Miscellaneous Tax Revenues	830,979.92	Local Municipal Purpose Taxes	.67 3,634,666.43
Human Resources	423,103.73	State Aid Revenues	250.00	Veteran & Senior Citizen Taxes	260,400.00
Elections	6,256.00	Federal Aid Revenues	274,201.00	Total Taxes for Rate Computation	2.50 13,840,806.52
General Administration (other)	659,400.15	State and Local Fiscal Assistance Act Utilized	100,600.00	Special District Taxes	844,810.00
JUDICIARY		Sale of Acquired Property	943,360.72	Bank Corp. Taxes	34,631.22
Municipal Courts	87,765.99	Other Miscellaneous Revenues	18,726,557.29	Added and Omitted Taxes	65,397.22
PUBLIC SAFETY		Total	19,516,557.29	Total Taxes Levied - ABSTRACT	14,525,244.96
Fire Protection	1,802,433.45	Prior Years Surplus Appropriated	790,000.00	Total Taxes Billed	14,490,499.04
Police Protection	550.00	REVENUES TOTAL	863,617.59	1983 TAXES COLLECTED	13,686,359.20
Civil Defense & Disaster Control	166,903.40	Reserve For Uncollected Taxes	705,529.06	1983 Taxes Cancelled, Abated or Adjusted	5,537.48
Environmental Inspection & Control		CAPITAL OUTLAY		Transfer to Tax Title Liens or Foreclosed	170,856.77
Other Public Safety				Balance Outstanding Dec. 31, 1983	627,745.59
PUBLIC WORKS				PRIOR YEARS TAXES OUTSTANDING	
Streets and Drainage	546,045.39	Public Enterprises	38,595.00	Balance January 1, 1983	591,765.36
Sewers and Sewage Processing	577,639.36	Recreation—Culture	666,934.06	Collected in 1983	494,772.06
Gorbage and Trash Disposal	341,235.79	Public Works		Cancelled, Abated or Adjusted 1983	12,488.24
Public Buildings and Grounds	566,030.70	Buildings and Grounds		Transfers to Tax Title Liens or Foreclosed	55,802.49
Other Public Works		Library and Education		Balance December 31, 1983	28,702.57
HEALTH and WELFARE		Conservation		TAX TITLE LIENS OUTSTANDING	
Health Services Except Environmental	29,480.64	All Other		Balance January 1, 1983	312,462.80
Welfare-Public Assistance	51,523.44	CAPITAL DEBT AUTHORIZED, DECEMBER 31, 1983		Transfer From Taxes	219,331.45
Hospitals, Clinics, First Aid		ISSUED AND UNISSUED		Redeemed in 1983	93,982.95
Animal, Insect, & Rodent Control		GROSS DEBT		Cancelled, Abated or Adjusted (1983)	
Other Welfare Services		School	954,000	Transfers to Foreclosed Property	66,127.78
RECREATION and CONSERVATION		Self-liquidating	2,560,470	Balance December 31, 1983	371,683.52
Beaches and Boardwalks	93,900.26	Other	6,916,718	PROPERTY ACQUIRED BY DEED OR	
Parks, Playgrounds, Shade Trees	854.18	Total	10,431,188	FORECLOSURE	
Land Reclamation & Conservation	59,041.50	ISSUED AND OUTSTANDING		Balance January 1, 1983	1,318,574.40
Other Recreational Services		School	320,000.00	Transfers From Taxes or Liens	81,396.60
EDUCATION (excluding schools)		Self-liquidating	1,982,000.00	Sale for Cash (1983)	
Libraries	207,752.24	Other	4,886,793.78	Cancelled, Abated or Adjusted (1983)	108,200.00
Other Educational Services	23,778.50	Total	7,188,793.78	Balance December 31, 1983	1,291,771.00
STATUTORY EXPENDITURES		EQUALIZED VALUATION BASIS		CURRENT FINANCES DECEMBER 31, 1983	
Pensions & F. I. C. A.	602,415.20	FOR NET DEBT COMPUTATION	486,576,926	ASSETS	
Employee Fringe Benefits	331,781.28	REAL PROPERTY VALUATIONS		Cash Dec. 31, 1983	2,601,205.64
Other Statutory Expenditures	14,615.96	Code Class # of Parcels % VAL'N		Taxes Receivable	650,448.16
CETA And Other Public Employment Programs		1 Vacant Land 692 3.20	6,874,100.00	Tax Title Liens	371,683.52
MUNICIPAL FUNCTIONS		2 Residential 7619 68.35	146,063,500.00	Foreclosed Property	1,291,771.00
CAPITAL IMPROVEMENTS		3 Farm 10 .09	190,400.00	Emergencies & Other Deferred Charges	261,800.00
DEBT SERVICE		4a Commercial 593 23.20	49,775,400.00	State and Federal Aid Receivable	22,850.00
Principal Payments	422,100.00	4b Industrial 10 1.07	2,290,200.00	Other Receivables	348,626.22
Interest Payments	385,958.00	4c Apartments 109 4.09	8,768,900.00	Total	5,554,384.54
DEFERRED CHARGES		Total 9033	214,562,500.00	LIABILITIES, RESERVES, AND SURPLUS	
SCHOOL, COUNTY, SPECIAL DISTRICT TAXES	208,430.46	Land Area 8.00 Sq. Miles		Cash Liabilities	1,636,564.08
RESERVE FOR UNCOLLECTED TAXES	10,790,550.09	Net Valuation Taxable-Municipal	218,301,393	Reserves for Receivables	2,643,145.52
EXPENDITURES		Net Valuation Taxable-County	499,224,256	Surplus Dec. 31, 1983	1,274,674.34
TOTAL	19,613,780.99	State Equalized Valuation	538,674,071	Total	5,554,384.54
		State Equalization Ratio	40.11		

1335
Population 1980 5,276
Population 1983 5,177
S & P Rating
Moody Rating A

General Tax Rate Per \$100. 2.65
State Equalized Tax Rate 2.43

NEPTUNE CITY BORO. - MONMOUTH CO.
Form of Government:
Borough Council
Number of Members on Governing Body - 6

PER CAPITA:
Gross Debt 82.67
Net Debt 82.67
Debt Service 13.55
Total Tax Levy 505.07
Municipal Expenditures 294.33

PER CENT:
Gross Debt .44
Net Debt .44
Tax Levy Collected 95.80
Tax Levy Cancelled, Abated or Adjusted .16

EXPENDITURES		REVENUES-REALIZED		1983 PROPERTY TAX	
GENERAL GOVERNMENT				STATE EQUALIZED TAX RATE →	
Governing Body & Public Boards		1983 Property Taxes Collected	2,501,934.14	Local District School Taxes 1.18	1,266,051.00
Municipal Clerk		1983 Payments in Lieu of Taxes	19,016.84	Regional & Consolidated School Tax	
Financial Administration	9,729.00	Delinquent Tax & Lien Collections	76,524.83	School Taxes in Municipal Budget	
Assessment of Taxes	17,947.00	Business Personalty Replacement Taxes	70,462.40	County Taxes .52 *	557,910.95
Collection of Taxes	13,293.54	Taxes from Public Utilities	268,967.00	County Library Taxes .02	20,544.68
Planning, Housing & Development	12,016.00	Other Miscellaneous Tax Revenues		Local Municipal Purpose Taxes .71	760,188.73
Human Resources		State Aid Revenues	72,195.70	Veteran & Senior Citizen Taxes	69,550.00
Elections	1,200.00	Federal Aid Revenues		Total Taxes for Rate Computation 2.43	2,674,244.66
General Administration (other)	138,550.17	State and Local Fiscal Assistance Act Utilized	37,546.40	Special District Taxes	
JUDICIARY		Sale of Acquired Property		Bank Corp. Taxes	7,232.85
Municipal Courts	20,753.00	Other Miscellaneous Revenues	202,103.71	Added and Omitted Taxes	2,802.39
PUBLIC SAFETY		Total	3,248,751.02	Total Taxes Levied - ABSTRACT	2,614,729.90
Fire Protection	26,619.43	Prior Years Surplus Appropriated	110,000.00	Total Taxes Billed	2,611,744.53
Police Protection	508,205.46	REVENUES TOTAL	3,358,751.02	1983 TAXES COLLECTED	2,501,934.14
Civil Defense & Disaster Control	50.00	Reserve For Uncollected Taxes	168,824.37	1983 Taxes Cancelled, Abated or Adjusted	4,148.22
Environmental Inspection & Control	11,967.99	CAPITAL OUTLAY TOTAL	97,381.38	Transfer to Tax Title Liens or Foreclosed	27,336.20
Other Public Safety		Public Enterprises	22,612.92	Balance Outstanding Dec. 31, 1983	78,325.97
PUBLIC WORKS		Recreation—Culture	41,063.39	PRIOR YEARS TAXES OUTSTANDING	
Streets and Drainage	192,773.17	Public Works	33,705.07	Balance January 1, 1983	66,974.43
Sewers and Sewage Processing		Buildings and Grounds		Collected in 1983	66,958.16
Garbage and Trash Disposal	118,996.74	Library and Education		Cancelled, Abated or Adjusted 1983	
Public Buildings and Grounds	30,137.29	Conservation		Transfers to Tax Title Liens or Foreclosed	
Other Public Works		All Other		Balance December 31, 1983	16.25
HEALTH and WELFARE		CAPITAL DEBT AUTHORIZED, DECEMBER 31, 1983		TAX TITLE LIENS OUTSTANDING	
Health Services Except Environmental		ISSUED AND UNISSUED GROSS DEBT		Balance January 1, 1983	118,715.74
Welfare-Public Assistance	3,685.00	School	72,805	Transfer From Taxes	27,336.20
Hospitals, Clinics, First Aid		Self-Liquidating	355,201	Redeemed in 1983	9,566.65
Animal, Insect, & Rodent Control		Other	428,006	Cancelled, Abated or Adjusted (1983)	
Other Welfare Services		Total	428,006	Transfers to Foreclosed Property	
RECREATION and CONSERVATION		ISSUED AND OUTSTANDING		Balance December 31, 1983	136,485.29
Beaches and Boardwalks		School		PROPERTY ACQUIRED BY DEED OR FORECLOSURE	
Parks, Playgrounds, Shade Trees	5,200.00	Self-Liquidating		Balance January 1, 1983	57,813.00
Land Reclamation & Conservation		Other		Transfers From Taxes or Liens	
Other Recreational Services	2,000.00	Total	325,875.00	Sale for Cash (1983)	
EDUCATION (excluding schools)		EQUALIZED VALUATION BASIS FOR NET DEBT COMPUTATION	97,838,768	Cancelled, Abated or Adjusted (1983)	
Libraries	7,648.00	REAL PROPERTY VALUATIONS		Balance December 31, 1983	57,813.00
Other Educational Services		Code Class # of Parcels % VAL'N		CURRENT FINANCES DECEMBER 31, 1983	
STATUTORY EXPENDITURES		1 Vacant Land 94 1.92		ASSETS	
Pensions & F. I. C. A.	95,026.61	2 Residential 1219 60.90		Cash Dec. 31, 1983	647,472.11
Employee Fringe Benefits	49,302.00	3 Farm 100 19.70		Taxes Receivable	78,342.22
Other Statutory Expenditures	4,500.00	4a Commercial 10 3.26		Tax Title Liens	136,485.29
CETA And Other Public Employment Programs		4b Industrial 10 14.22		Foreclosed Property	57,813.00
MUNICIPAL FUNCTIONS TOTAL	1,269,591.40	4c Apartments 1433		Emergencies & Other Deferred Charges	37,540.27
CAPITAL IMPROVEMENTS *MEMO*	5,000.00	Total	97,285,400.00	State and Federal Aid Receivable	6,039.86
DEBT SERVICE		Land Area .90 Sq. Miles		Other Receivables	29,916.20
Principal Payments	51,107.92	Net Valuation Taxable-Municipal	98,112,367	Total	993,608.95
Interest Payments	19,056.80	Net Valuation Taxable-County	104,950,623	LIABILITIES, RESERVES, AND SURPLUS	
		State Equalized Valuation	107,114,271	Cash Liabilities	410,494.77
		State Equalization Ratio	91.54	Reserves for Receivables	291,948.29
DEFERRED CHARGES				Surplus Dec. 31, 1983	291,165.89
SCHOOL, COUNTY, SPECIAL DISTRICT TAXES	15,159.32			Total	993,608.95
RESERVE FOR UNCOLLECTED TAXES	1,844,506.63				
EXPENDITURES TOTAL	3,368,246.44				

1428

Population 1980 3,557
 Population 1983 3,519
 S & P Rating
 Moody Rating BAA

General Tax Rate Per \$100. 4.04
 State Equalized Tax Rate 2.28

NETCONG BOROUGH – MORRIS COUNTY
Form of Government:
Borough Council
Number of Members on Governing Body – 6

PER CAPITA:
 Gross Debt 676.00
 Net Debt 350.29
 Debt Service 17.11
 Total Tax Levy 510.63
 Municipal Expenditures 205.68

PER CENT:
 Gross Debt 3.35
 Net Debt 1.74
 Tax Levy Collected 97.15
 Tax Levy Cancelled, Abated or Adjusted .04

EXPENDITURES		REVENUES-REALIZED		1983 PROPERTY TAX	
GENERAL GOVERNMENT				STATE EQUALIZED TAX RATE	
Governing Body & Public Boards		1983 Property Taxes Collected	1,741,659.97	Local District School Taxes .97	767,696.00
Municipal Clerk	8,622.99	1983 Payments in Lieu of Taxes		Regional & Consolidated School Tax .78	617,082.37
Financial Administration	5,158.00	Delinquent Tax & Lien Collections	64,776.02	School Taxes in Municipal Budget	
Assessment of Taxes	9,834.36	Business Personalty Replacement Taxes	51,878.12	County Taxes .33	257,984.36
Collection of Taxes	13,031.00	Taxes from Public Utilities	217,235.00	County Library Taxes .01	9,702.41
Planning, Housing & Development		Other Miscellaneous Tax Revenues		Local Municipal Purpose Taxes .18	138,607.09
Human Resources		State Aid Revenues	50,811.51	Veteran & Senior Citizen Taxes	36,500.00
Elections		Federal Aid Revenues		Total Taxes for Rate Computation 2.27	1,827,572.23
General Administration (other)	97,334.02	State and Local Fiscal Assistance Act Utilized	14,525.00	Special District Taxes	
JUDICIARY		Sale of Acquired Property		Bank Corp. Taxes	5,842.16
Municipal Courts	16,698.00	Other Miscellaneous Revenues	114,599.24	Added and Omitted Taxes	
PUBLIC SAFETY		Total	2,255,484.86	Total Taxes Levied - ABSTRACT	1,796,914.39
Fire Protection	13,303.00	Prior Years Surplus Appropriated	130,000.00	Total Taxes Billed	1,792,725.88
Police Protection	190,158.29	REVENUES TOTAL	2,385,484.86	1983 TAXES COLLECTED	1,741,659.97
Civil Defense & Disaster Control	455.00	Reserve For Uncollected Taxes	73,584.28	1983 Taxes Cancelled, Abated or Adjusted	642.36
Environmental Inspection & Control	9,623.83	CAPITAL OUTLAY TOTAL	195,960.65	Transfer to Tax Title Liens or Foreclosed	
Other Public Safety		Public Enterprises	35,420.92	Balance Outstanding Dec. 31, 1983	50,423.55
PUBLIC WORKS		Recreation—Culture		PRIOR YEARS TAXES OUTSTANDING	
Streets and Drainage	38,471.00	Public Works	26,208.33	Balance January 1, 1983	52,357.94
Sewers and Sewage Processing	71,435.00	Buildings and Grounds	134,331.40	Collected in 1983	51,959.40
Garbage and Trash Disposal	29,252.00	Library and Education		Cancelled, Abated or Adjusted 1983	
Public Buildings and Grounds		Conservation		Transfers to Tax Title Liens or Foreclosed	
Other Public Works		All Other		Balance December 31, 1983	398.54
HEALTH and WELFARE		CAPITAL DEBT AUTHORIZED, DECEMBER 31, 1983		TAX TITLE LIENS OUTSTANDING	
Health Services Except Environmental	14,037.00	ISSUED AND UNISSUED		Balance January 1, 1983	12,816.62
Welfare-Public Assistance	5,269.00	School	1,123,946	Transfer From Taxes	
Hospitals, Clinics, First Aid		Self-liquidating	877,613	Redeemed in 1983	12,816.62
Animal, Insect, & Rodent Control	1,570.00	Other	377,300	Cancelled, Abated or Adjusted (1983)	
Other Welfare Services		Total	2,378,859	Transfers to Foreclosed Property	
RECREATION and CONSERVATION		ISSUED AND OUTSTANDING		Balance December 31, 1983	
Beaches and Boardwalks		School	1,123,946.09	PROPERTY ACQUIRED BY DEED OR	
Parks, Playgrounds, Shade Trees		Self-Liquidating	877,613.79	FORECLOSURE	
Land Reclamation & Conservation		Other	377,300.00	Balance January 1, 1983	700.00
Other Recreational Services	10,379.50	Total	2,378,859.88	Transfers From Taxes or Liens	
EDUCATION (excluding schools)		EQUALIZED VALUATION BASIS		Sale for Cash (1983)	
Libraries		FOR NET DEBT COMPUTATION	70,923,107	Cancelled, Abated or Adjusted (1983)	
Other Educational Services		REAL PROPERTY VALUATIONS		Balance December 31, 1983	700.00
STATUTORY EXPENDITURES		Code Class # of Parcels % VAL'N		CURRENT FINANCES DECEMBER 31, 1983	
Pensions & F. I. C. A.	31,729.27	1 Vacant Land 69 2.09		ASSETS	
Employee Fringe Benefits	13,545.61	2 Residential 734 65.07		Cash Dec. 31, 1983	167,561.11
Other Statutory Expenditures	2,900.00	3 Farm		Taxes Receivable	50,822.09
CETA And Other Public Employment Programs		4a Commercial 74 13.66		Tax Title Liens	
MUNICIPAL FUNCTIONS		4b Industrial 9 4.71		Foreclosed Property	700.00
CAPITAL IMPROVEMENTS	582,806.87	4c Apartments 2 14.46		Emergencies & Other Deferred Charges	16,436.91
DEBT SERVICE		Total 888		State and Federal Aid Receivable	
Principal Payments	34,600.00	Land Area .90 Sq. Miles		Other Receivables	2,883.18
Interest Payments	25,618.49	Net Valuation Taxable-Municipal	44,376,981	Total	238,403.29
DEFERRED CHARGES	7,174.21	Net Valuation Taxable-County	76,054,804	LIABILITIES, RESERVES, AND SURPLUS	
SCHOOL, COUNTY, SPECIAL DISTRICT TAXES	1,652,465.14	State Equalized Valuation	76,645,908	Cash Liabilities	55,373.84
RESERVE FOR UNCOLLECTED TAXES	73,584.28	State Equalization Ratio	56.34	Reserves for Receivables	54,405.27
EXPENDITURES TOTAL	2,376,248.99			Surplus Dec. 31, 1983	128,624.18

1214

Population 1980 41,442
 Population 1983 41,055
 S & P Rating
 Moody Rating AAA

General Tax Rate Per \$100. 4.17
 State Equalized Tax Rate 3.39

NEW BRUNSWICK CITY – MIDDLESEX CO.
Form of Government:
Mayor–Council Plan E (OMCL 50)
Number of Members on Governing Body – 5

PER CAPITA:

Gross Debt 1,010.65
 Net Debt 254.20
 Debt Service 43.49
 Total Tax Levy 502.54
 Municipal Expenditures 545.38

PER CENT:

Gross Debt 8.76
 Net Debt 2.20
 Tax Levy Collected 94.46
 Tax Levy Cancelled, Abated or Adjusted 1.25

EXPENDITURES		REVENUES-REALIZED		1983 PROPERTY TAX	
GENERAL GOVERNMENT				STATE EQUALIZED TAX RATE →	
Governing Body & Public Boards	103,998.43	1983 Property Taxes Collected	19,465,340.50	Local District School Taxes 1.51	9,167,056.50
Municipal Clerk	67,898.00	1983 Payments in Lieu of Taxes	1,875,947.90	Regional & Consolidated School Tax	
Financial Administration	173,984.49	Delinquent Tax & Lien Collections	790,209.85	School Taxes in Municipal Budget .12	721,312.17
Assessment of Taxes	103,808.40	Business Personalty Replacement Taxes	1,138,599.60	County Taxes .60	3,641,307.99
Collection of Taxes	164,640.56	Taxes from Public Utilities	2,132,250.00	County Library Taxes	
Planning, Housing & Development	151,103.50	Other Miscellaneous Tax Revenues		Local Municipal Purpose Taxes 1.15	6,966,408.56
Human Resources	520,776.87	State Aid Revenues	3,065,810.45	Veteran & Senior Citizen Taxes	264,400.00
Elections	10,916.18	Federal Aid Revenues		Total Taxes for Rate Computation 3.38	20,760,485.22
General Administration (other)	1,284,288.04	State and Local Fiscal Assistance Act Utilized	586,859.00	Special District Taxes	
JUDICIARY		Sale of Acquired Property	475,112.00	Bank Corp. Taxes	58,486.30
Municipal Courts	175,593.00	Other Miscellaneous Revenues	4,937,290.92	Added and Omitted Taxes	77,346.47
PUBLIC SAFETY		Total	34,467,420.22	Total Taxes Levied - ABSTRACT	20,631,517.99
Fire Protection	3,034,416.67	Prior Years Surplus Appropriated		Total Taxes Billed	20,607,173.66
Police Protection	4,217,907.99	REVENUES TOTAL	34,467,420.22	1983 TAXES COLLECTED	19,465,340.50
Civil Defense & Disaster Control	3,000.00	Reserve For Uncollected Taxes	1,128,000.00	1983 Taxes Cancelled, Abated or Adjusted	258,124.38
Environmental Inspection & Control	269,830.61	CAPITAL OUTLAY TOTAL	4,944,966.96	Transfer to Tax Title Liens or Foreclosed	247,892.85
Other Public Safety				Balance Outstanding Dec. 31, 1983	635,815.93
PUBLIC WORKS				PRIOR YEARS TAXES OUTSTANDING	
Streets and Drainage	673,379.13	Public Enterprises	677,452.66	Balance January 1, 1983	644,380.84
Sewers and Sewage Processing	1,850,000.00	Recreation—Culture	152,609.48	Collected in 1983	550,457.18
Garbage and Trash Disposal	611,902.00	Public Works	1,665,297.83	Cancelled, Abated or Adjusted 1983	4,825.71
Public Buildings and Grounds	208,799.00	Buildings and Grounds	808,114.73	Transfers to Tax Title Liens or Foreclosed	55,815.11
Other Public Works	451,998.76	Library and Education	1,641,492.26	Balance December 31, 1983	33,282.84
HEALTH and WELFARE		Conservation		TAX TITLE LIENS OUTSTANDING	
Health Services Except Environmental	183,910.97	All Other		Balance January 1, 1983	524,186.34
Welfare-Public Assistance	299,934.00	CAPITAL DEBT AUTHORIZED, DECEMBER 31, 1983		Transfer From Taxes	307,748.77
Hospitals, Clinics, First Aid		ISSUED AND UNISSUED GROSS DEBT		Redeemed in 1983	239,752.67
Animal, Insect, & Rodent Control		School 10,255,800		Cancelled, Abated or Adjusted (1983)	200.43
Other Welfare Services	108,858.53	Self-liquidating 5,510,340		Transfers to Foreclosed Property	64,316.90
RECREATION and CONSERVATION		Other 25,726,040		Balance December 31, 1983	527,665.11
Beaches and Boardwalks		Total 41,492,180		10,436,040	
Parks, Playgrounds, Shade Trees	348,123.00	ISSUED AND OUTSTANDING		PROPERTY ACQUIRED BY DEED OR FORECLOSURE	
Land Reclamation & Conservation		School 10,253,000.00		Balance January 1, 1983	1,019,100.00
Other Recreational Services	211,429.00	Self-Liquidating 5,510,000.00		Transfers From Taxes or Liens	72,331.68
EDUCATION (excluding schools)		Other 25,656,000.00		Sale for Cash (1983)	
Libraries	257,590.00	Total 41,419,000.00		Cancelled, Abated or Adjusted (1983)	
Other Educational Services	59,500.00	EQUALIZED VALUATION BASIS		Balance December 31, 1983	1,091,431.68
STATUTORY EXPENDITURES		FOR NET DEBT COMPUTATION	473,565,571	CURRENT FINANCES DECEMBER 31, 1983	
Pensions & F. I. C. A.	1,929,565.80	REAL PROPERTY VALUATIONS		ASSETS	
Employee Fringe Benefits	250,000.00	Code Class # of Parcels % VAL'N		Cash Dec. 31, 1983	5,166,188.82
Other Statutory Expenditures	80,000.00	1 Vacant Land 539 2.48		Taxes Receivable	669,098.77
CETA And Other Public Employment Programs		2 Residential 5557 47.25		Tax Title Liens	527,665.11
MUNICIPAL FUNCTIONS TOTAL	17,787,152.93	3 Farm		Foreclosed Property	1,091,431.68
CAPITAL IMPROVEMENTS *MEMO*	117,739.08	4a Commercial 906 26.73		Emergencies & Other Deferred Charges	381,076.85
DEBT SERVICE		4b Industrial 77 13.90		State and Federal Aid Receivable	18,144.61
Principal Payments	314,000.00	4c Apartments 124 9.64		Other Receivables	1,144,059.93
Interest Payments	1,471,435.86	Total 7203		Total	8,997,665.77
TYPE I SCHL DEBT *MEMO	1,059,311.96	Land Area 5.50 Sq. Miles		LIABILITIES, RESERVES, AND SURPLUS	
DEFERRED CHARGES		Net Valuation Taxable-Municipal	492,321,995	Cash Liabilities	5,178,357.00
SCHOOL, COUNTY, SPECIAL DISTRICT TAXES	13,529,676.66	Net Valuation Taxable-County	625,050,971	Reserves for Receivables	3,203,757.88
RESERVE FOR UNCOLLECTED TAXES	1,128,000.00	State Equalized Valuation	592,316,696	Surplus Dec. 31, 1983	615,550.89
EXPENDITURES TOTAL	35,920,445.08	State Equalization Ratio	81.25	Total	8,997,665.77

0325

Population 1980 **14,258**
 Population 1983 **15,274**
 S & P Rating
 Moody Rating

General Tax Rate Per \$100.
2.34
 State Equalized Tax Rate
2.20

NEW HANOVER TWP. – BURLINGTON CO.
Form of Government:
Township Committee
Number of Members on Governing Body – 3

PER CAPITA:
 Gross Debt **21.07**
 Net Debt
 Debt Service
 Total Tax Levy **25.98**
 Municipal Expenditures **51.00**

PER CENT:
 Gross Debt **2.71**
 Net Debt
 Tax Levy Collected **94.59**
 Tax Levy Cancelled, Abated or Adjusted **.57**

EXPENDITURES		REVENUES-REALIZED		1983 PROPERTY TAX	
GENERAL GOVERNMENT				STATE EQUALIZED TAX RATE 1.48	
Governing Body & Public Boards		1983 Property Taxes Collected	373,942.25	Local District School Taxes	265,725.72
Municipal Clerk		1983 Payments in Lieu of Taxes		Regional & Consolidated School Tax	
Financial Administration	33,000.00	Delinquent Tax & Lien Collections	15,609.64	School Taxes in Municipal Budget	
Assessment of Taxes	14,500.00	Business Personalty Replacement Taxes	3,831.16	County Taxes	.57
Collection of Taxes	11,150.00	Taxes from Public Utilities	242,423.00	County Library Taxes	.03
Planning, Housing & Development	24,200.00	Other Miscellaneous Tax Revenues		Local Municipal Purpose Taxes	.11
Human Resources		State Aid Revenues	89,829.37	Veteran & Senior Citizen Taxes	5,100.00
Elections		Federal Aid Revenues		Total Taxes for Rate Computation	2.19
General Administration (other)	112,500.00	State and Local Fiscal Assistance Act Utilized	60,374.79	Special District Taxes	
JUDICIARY		Sale of Acquired Property		Bank Corp. Taxes	1,544.67
Municipal Courts	75,000.00	Other Miscellaneous Revenues	209,693.30	Added and Omitted Taxes	1,811.16
PUBLIC SAFETY		Total	995,703.51	Total Taxes Levied - ABSTRACT	396,889.96
Fire Protection	4,700.00	Prior Years Surplus Appropriated	400,000.00	Total Taxes Billed	395,345.29
Police Protection	153,870.79	REVENUES TOTAL	1,395,703.51	1983 TAXES COLLECTED	373,942.25
Civil Defense & Disaster Control	1,050.00	Reserve For Uncollected Taxes	40,521.90	1983 Taxes Cancelled, Abated or Adjusted	2,244.29
Environmental Inspection & Control	13,700.00			Transfer to Tax Title Liens or Foreclosed	
Other Public Safety		CAPITAL OUTLAY TOTAL		Balance Outstanding Dec. 31, 1983	18,458.75
PUBLIC WORKS				PRIOR YEARS TAXES OUTSTANDING	
Streets and Drainage	113,000.00	Public Enterprises		Balance January 1, 1983	16,280.80
Sewers and Sewage Processing	1,200.00	Recreation—Culture		Collected in 1983	15,609.64
Garbage and Trash Disposal		Public Works		Cancelled, Abated or Adjusted 1983	603.82
Public Buildings and Grounds	45,500.00	Buildings and Grounds		Transfers to Tax Title Liens or Foreclosed	
Other Public Works	20,000.00	Library and Education		Balance December 31, 1983	67.34
HEALTH and WELFARE		Conservation		TAX TITLE LIENS OUTSTANDING	
Health Services Except Environmental	1,900.00	All Other		Balance January 1, 1983	
Welfare-Public Assistance	3,150.00			Transfer From Taxes	
Hospitals, Clinics, First Aid		CAPITAL DEBT AUTHORIZED, DECEMBER 31, 1983		Redeemed in 1983	
Animal, Insect, & Rodent Control	5,500.00	ISSUED AND UNISSUED GROSS DEBT		Cancelled, Abated or Adjusted (1983)	
Other Welfare Services		School	321,812	Transfers to Foreclosed Property	
RECREATION and CONSERVATION		Self-liquidating		Balance December 31, 1983	
Beaches and Boardwalks		Other		PROPERTY ACQUIRED BY DEED OR	
Parks, Playgrounds, Shade Trees	6,200.00	Total	321,812	FORECLOSURE	
Land Reclamation & Conservation		ISSUED AND OUTSTANDING		Balance January 1, 1983	
Other Recreational Services	40,600.00	School	321,812.35	Transfers From Taxes or Liens	
EDUCATION (excluding schools)		Self-Liquidating		Sale for Cash (1983)	
Libraries		Other		Cancelled, Abated or Adjusted (1983)	
Other Educational Services	6,740.00	Total	321,812.35	Balance December 31, 1983	
STATUTORY EXPENDITURES		EQUALIZED VALUATION BASIS		CURRENT FINANCES DECEMBER 31, 1983	
Pensions & F. I. C. A.	34,000.00	FOR NET DEBT COMPUTATION	11,867,705	ASSETS	
Employee Fringe Benefits	11,000.00	REAL PROPERTY VALUATIONS		Cash Dec. 31, 1983	857,874.73
Other Statutory Expenditures	6,000.00	Code Class # of Parcels % VAL'N		Taxes Receivable	18,526.09
CETA And Other Public Employment Programs		1 Vacant Land 39 3.62	457,850.00	Tax Title Liens	
MUNICIPAL FUNCTIONS TOTAL	738,460.79	2 Residential 145 55.83	7,068,400.00	Foreclosed Property	
CAPITAL IMPROVEMENTS *MEMO*		3 Farm 50 6.98	884,350.00	Emergencies & Other Deferred Charges	
DEBT SERVICE		4a Commercial 20 33.57	4,249,350.00	State and Federal Aid Receivable	
Principal Payments		4b Industrial		Other Receivables	11,522.50
Interest Payments		4c Apartments		Total	887,923.32
DEFERRED CHARGES		Total 254	12,659,950.00	LIABILITIES, RESERVES, AND SURPLUS	
SCHOOL, COUNTY, SPECIAL DISTRICT TAXES	373,315.09	Land Area 21.85 Sq. Miles	16,849,201	Cash Liabilities	412,548.32
RESERVE FOR UNCOLLECTED TAXES	40,521.90	Net Valuation Taxable-Municipal	17,000,559	Reserves for Receivables	30,048.59
EXPENDITURES TOTAL	1,152,297.78	Net Valuation Taxable-County	17,674,498	Surplus Dec. 31, 1983	445,326.41
		State Equalized Valuation	93.88	Total	887,923.32
		State Equalization Ratio			

0238

Population 1980 16,876

Population 1983 16,618

S & P Rating

Moody Rating

General Tax Rate Per \$100.

3.75

State Equalized Tax Rate

2.51

NEW MILFORD BOROUGH – BERGEN CO.**Form of Government:****Borough Council****Number of Members on Governing Body – 6**

PER CAPITA:

Gross Debt 132.86

Net Debt 51.47

Debt Service 5.78

Total Tax Levy 628.89

Municipal Expenditures 262.75

PER CENT:

Gross Debt .56

Net Debt .22

Tax Levy Collected 98.00

Tax Levy Cancelled, Abated

or Adjusted .70

EXPENDITURES		REVENUES-REALIZED		1983 PROPERTY TAX	
GENERAL GOVERNMENT				STATE EQUALIZED TAX RATE	
Governing Body & Public Boards		1983 Property Taxes Collected	10,237,799.90	Local District School Taxes 1.64	6,847,478.50
Municipal Clerk		1983 Payments in Lieu of Taxes		Regional & Consolidated School Tax	
Financial Administration	18,350.00	Delinquent Tax & Lien Collections	99,009.16	School Taxes in Municipal Budget	
Assessment of Taxes	39,084.00	Business Personalty Replacement Taxes	73,146.40	County Taxes	1,471,586.09
Collection of Taxes	56,523.00	Taxes from Public Utilities	1,256,760.00	County Library Taxes	
Planning, Housing & Development	4,950.00	Other Miscellaneous Tax Revenues		Local Municipal Purpose Taxes	2,104,244.00
Human Resources		State Aid Revenues	158,885.46	Veteran & Senior Citizen Taxes	176,300.00
Elections	5,000.00	Federal Aid Revenues		Total Taxes for Rate Computation	10,599,608.59
General Administration (other)	721,763.04	State and Local Fiscal Assistance Act Utilized	99,645.00	Special District Taxes	
JUDICIARY		Sale of Acquired Property		Bank Corp. Taxes	14,752.37
Municipal Courts	43,045.00	Other Miscellaneous Revenues	258,374.66	Added and Omitted Taxes	12,816.35
PUBLIC SAFETY		Total	12,183,620.58	Total Taxes Levied - ABSTRACT	10,450,877.31
Fire Protection	199,361.00	Prior Years Surplus Appropriated	326,000.00	Total Taxes Billed	10,446,294.87
Police Protection	1,180,043.96	REVENUES TOTAL	12,509,620.58	1983 TAXES COLLECTED	10,237,799.90
Civil Defense & Disaster Control	4,061.00	Reserve For Uncollected Taxes	421,332.00	1983 Taxes Cancelled, Abated or Adjusted	73,211.89
Environmental Inspection & Control	30,019.00	CAPITAL OUTLAY TOTAL	252,529.01	Transfer to Tax Title Liens or Foreclosed	2,985.00
Other Public Safety				Balance Outstanding Dec. 31, 1983	132,298.08
PUBLIC WORKS				PRIOR YEARS TAXES OUTSTANDING	
Streets and Drainage	378,277.00	Public Enterprises		Balance January 1, 1983	83,267.80
Sewers and Sewage Processing	53,836.00	Recreation—Culture		Collected in 1983	82,782.57
Garbage and Trash Disposal	267,420.00	Public Works	65,710.00	Cancelled, Abated or Adjusted 1983	485.23
Public Buildings and Grounds	85,410.00	Buildings and Grounds	186,819.01	Transfers to Tax Title Liens or Foreclosed	
Other Public Works		Library and Education		Balance December 31, 1983	
HEALTH and WELFARE		Conservation		TAX TITLE LIENS OUTSTANDING	
Health Services Except Environmental	40,133.00	All Other		Balance January 1, 1983	29,029.26
Welfare-Public Assistance	5,218.00	CAPITAL DEBT AUTHORIZED, DECEMBER 31, 1983		Transfer From Taxes	2,985.00
Hospitals, Clinics, First Aid		ISSUED AND UNISSUED		Redeemed in 1983	16,226.59
Animal, Insect, & Rodent Control	1,836.00	SCHOOL	1,350,000	Cancelled, Abated or Adjusted (1983)	
Other Welfare Services		Self-Liquidating	857,855	Transfers to Foreclosed Property	
RECREATION and CONSERVATION		Other	855,308	Balance December 31, 1983	15,787.67
Beaches and Boardwalks		Total	2,207,855	PROPERTY ACQUIRED BY DEED OR	
Parks, Playgrounds, Shade Trees	19,776.00			FORECLOSURE	
Land Reclamation & Conservation		ISSUED AND OUTSTANDING		Balance January 1, 1983	37,759.68
Other Recreational Services	67,564.00	School	1,350,000.00	Transfers From Taxes or Liens	
EDUCATION (excluding schools)		Self-Liquidating		Sale for Cash (1983)	
Libraries	141,878.00	Other	536,800.00	Cancelled, Abated or Adjusted (1983)	
Other Educational Services		Total	1,886,800.00	Balance December 31, 1983	37,759.68
STATUTORY EXPENDITURES		EQUALIZED VALUATION BASIS		CURRENT FINANCES DECEMBER 31, 1983	
Pensions & F. I. C. A.	269,050.60	FOR NET DEBT COMPUTATION	392,012,346	ASSETS	
Employee Fringe Benefits	109,487.00	REAL PROPERTY VALUATIONS		Cash Dec. 31, 1983	1,090,046.97
Other Statutory Expenditures	11,500.00	Code Class # of Parcels % VAL'N		Taxes Receivable	132,298.08
CETA And Other Public Employment Programs		1 Vacant Land 137 .67		Tax Title Liens	15,787.67
MUNICIPAL FUNCTIONS TOTAL	3,753,585.60	2 Residential 3997 84.34		Foreclosed Property	37,759.68
CAPITAL IMPROVEMENTS *MEMO*	40,000.00	3 Farm 3 .06		Emergencies & Other Deferred Charges	96,000.00
DEBT SERVICE		4a Commercial 69 5.26		State and Federal Aid Receivable	85.55
Principal Payments	75,700.00	4b Industrial 7 .33		Other Receivables	6,107.96
Interest Payments	20,274.34	4c Apartments 15 9.34		Total	1,378,085.91
		Total 4228		LIABILITIES, RESERVES, AND SURPLUS	
DEFERRED CHARGES		Land Area 2.20 Sq. Miles		Cash Liabilities	475,938.44
SCHOOL, COUNTY, SPECIAL DISTRICT TAXES	8,319,064.59	Net Valuation Taxable-Municipal	278,113,413	Reserves for Receivables	191,953.39
RESERVE FOR UNCOLLECTED TAXES	421,332.00	Net Valuation Taxable-County	397,646,969	Surplus Dec. 31, 1983	710,194.08
EXPENDITURES TOTAL	12,685,456.53	State Equalized Valuation	415,902,374	Total	1,378,085.91
		State Equalization Ratio	66.80		

2011
Population 1980 12,426
Population 1983 12,433
S & P Rating
Moody Rating A1

General Tax Rate Per \$100.
4.31
State Equalized Tax Rate
2.45

NEW PROVIDENCE BOROUGH – UNION CO.
Form of Government:
Borough Council
Number of Members on Governing Body – 6

PER CAPITA:
Gross Debt 377.41
Net Debt 302.13
Debt Service 36.48
Total Tax Levy 1,038.87
Municipal Expenditures 441.65
PER CENT:
Gross Debt .97
Net Debt .77
Tax Levy Collected 99.25
Tax Levy Cancelled, Abated or Adjusted

EXPENDITURES	REVENUES-REALIZED	1983 PROPERTY TAX
GENERAL GOVERNMENT		STATE EQUALIZED TAX RATE 1.47
Governing Body & Public Boards		Local District School Taxes 7,708,970.00
Municipal Clerk		Regional & Consolidated School Tax
Financial Administration	59,173.93	School Taxes in Municipal Budget
Assessment of Taxes	170,425.05	County Taxes .47 2,488,170.14
Collection of Taxes	22,076.80	County Library Taxes
Planning, Housing & Development	12,900.00	Local Municipal Purpose Taxes .51 2,656,519.75
Human Resources		Veteran & Senior Citizen Taxes 86,950.00
Elections		Total Taxes for Rate Computation 2.45 12,940,609.89
General Administration (other)	580,287.79	Special District Taxes
JUDICIARY		Bank Corp. Taxes 14,422.80
Municipal Courts	39,690.00	Added and Omitted Taxes 48,207.18
PUBLIC SAFETY		Total Taxes Levied - ABSTRACT 12,916,289.87
Fire Protection	97,987.65	Total Taxes Billed 12,914,321.99
Police Protection	869,171.55	1983 TAXES COLLECTED 12,817,950.39
Civil Defense & Disaster Control	626.63	1983 Taxes Cancelled, Abated or Adjusted 1.63
Environmental Inspection & Control	30,430.00	Transfer to Tax Title Liens or Foreclosed 2,245.51
Other Public Safety		Balance Outstanding Dec. 31, 1983 94,124.46
PUBLIC WORKS		PRIOR YEARS TAXES OUTSTANDING
Streets and Drainage	454,840.00	Balance January 1, 1983 119,130.02
Sewers and Sewage Processing	497,706.00	Collected in 1983 113,522.81
Garbage and Trash Disposal	353,911.95	Cancelled, Abated or Adjusted 1983
Public Buildings and Grounds	213,890.00	Transfers to Tax Title Liens or Foreclosed 1,759.80
Other Public Works	128,850.22	Balance December 31, 1983 3,847.41
HEALTH and WELFARE		TAX TITLE LIENS OUTSTANDING
Health Services Except Environmental	31,715.00	Balance January 1, 1983 17,466.76
Welfare-Public Assistance	24,563.12	Transfer From Taxes 4,321.34
Hospitals, Clinics, First Aid	500.00	Redeemed in 1983 14,699.82
Animal, Insect, & Rodent Control		Cancelled, Abated or Adjusted (1983)
Other Welfare Services		Transfers to Foreclosed Property
RECREATION and CONSERVATION		Balance December 31, 1983 7,088.28
Beaches and Boardwalks		PROPERTY ACQUIRED BY DEED OR
Parks, Playgrounds, Shade Trees	103,000.00	FORECLOSURE
Land Reclamation & Conservation	7,081.34	Balance January 1, 1983 33,330.00
Other Recreational Services	29,570.00	Transfers From Taxes or Liens
EDUCATION (excluding schools)		Sale for Cash (1983)
Libraries	193,000.00	Cancelled, Abated or Adjusted (1983)
Other Educational Services		Balance December 31, 1983 33,330.00
STATUTORY EXPENDITURES		CURRENT FINANCES DECEMBER 31, 1983
Pensions & F. I. C. A.	298,893.86	ASSETS
Employee Fringe Benefits	97,067.54	Cash Dec. 31, 1983 1,379,702.56
Other Statutory Expenditures	11,041.17	Taxes Receivable 97,971.87
CETA And Other Public Employment Programs		Tax Title Liens 7,088.28
MUNICIPAL FUNCTIONS TOTAL	4,328,399.60	Foreclosed Property 33,330.00
CAPITAL IMPROVEMENTS *MEMO*		Emergencies & Other Deferred Charges 136,509.50
DEBT SERVICE		State and Federal Aid Receivable
Principal Payments	163,400.00	Other Receivables 14,299.73
Interest Payments	290,140.41	Total 1,668,901.94
DEFERRED CHARGES	45,800.00	LIABILITIES, RESERVES, AND SURPLUS
SCHOOL, COUNTY, SPECIAL DISTRICT TAXES	10,197,140.14	Cash Liabilities 560,789.68
RESERVE FOR UNCOLLECTED TAXES	663,339.38	Reserves for Receivables 152,689.88
EXPENDITURES TOTAL	15,688,219.53	Surplus Dec. 31, 1983 955,422.38
		Total 1,668,901.94

0714

Population 1980 329,248

Population 1983 320,057

S & P Rating BBB

Moody Rating BAA

General Tax Rate Per \$100.

11.64

State Equalized Tax Rate

5.82

NEWARK CITY – ESSEX COUNTY**Form of Government:****Mayor-Council Plan C (OMCL 50)****Number of Members on Governing Body – 9****PER CAPITA:**

Gross Debt 711.41

Net Debt 133.43

Debt Service 68.49

Total Tax Levy 380.05

Municipal Expenditures 755.24

PER CENT:

Gross Debt 12.11

Net Debt 2.27

Tax Levy Collected 83.10

Tax Levy Cancelled, Abated

or Adjusted 3.66

EXPENDITURES		REVENUES-REALIZED		1983 PROPERTY TAX	
GENERAL GOVERNMENT		STATE EQUALIZED TAX RATE		Local District School Taxes	
Governing Body & Public Boards	5,035,685.00	1983 Property Taxes Collected		2.06	42,000,000.00
Municipal Clerk	1,022,146.00	1983 Payments in Lieu of Taxes			
Financial Administration	3,176,708.00	Delinquent Tax & Lien Collections			
Assessment of Taxes	508,129.00	Business Personalty Replacement Taxes			
Collection of Taxes	901,699.00	Taxes from Public Utilities			
Planning, Housing & Development	321,352.00	Other Miscellaneous Tax Revenues			
Human Resources	6,654,757.24	State Aid Revenues			
Elections	48,000.00	Federal Aid Revenues			
General Administration (other)	26,748,432.00	State and Local Fiscal Assistance Act Utilized			
JUDICIARY		Sale of Acquired Property			
Municipal Courts	1,956,134.00	Other Miscellaneous Revenues			
PUBLIC SAFETY		Total			
Fire Protection	24,968,923.00	Prior Years Surplus Appropriated			
Police Protection	32,953,784.00	REVENUES			
Civil Defense & Disaster Control	153,668.00	Reserve For Uncollected Taxes			
Environmental Inspection & Control	2,300,163.00	CAPITAL OUTLAY			
Other Public Safety		TOTAL			
PUBLIC WORKS		Public Enterprises			
Streets and Drainage	987,317.00	Recreation—Culture			
Sewers and Sewage Processing	26,636,506.00	Public Works			
Garbage and Trash Disposal	746,534.00	Buildings and Grounds			
Public Buildings and Grounds	8,968,548.00	Library and Education			
Other Public Works	4,632,786.00	Conservation			
HEALTH and WELFARE		All Other			
Health Services Except Environmental	3,969,296.00	CAPITAL DEBT AUTHORIZED, DECEMBER 31, 1983			
Welfare-Public Assistance	5,500,000.00	ISSUED AND UNISSUED			
Hospitals, Clinics, First Aid		GROSS DEBT			
Animal, Insect, & Rodent Control	245,737.00	NET DEBT			
Other Welfare Services	1,755,505.00	SCHOOL			
RECREATION and CONSERVATION		Self-Liquidating			
Beaches and Boardwalks		Other			
Parks, Playgrounds, Shade Trees	633,145.00	Total			
Land Reclamation & Conservation	43,210.43	ISSUED AND OUTSTANDING			
Other Recreational Services		SCHOOL			
EDUCATION (excluding schools)		Self-Liquidating			
Libraries	4,475,000.00	Other			
Other Educational Services	3,770,220.50	Total			
STATUTORY EXPENDITURES		EQUALIZED VALUATION BASIS			
Pensions & F. I. C. A.	23,800,000.00	FOR NET DEBT COMPUTATION			
Employee Fringe Benefits		REAL PROPERTY VALUATIONS			
Other Statutory Expenditures	700,000.00	Code Class # of Parcels % VAL'N			
CETA And Other Public Employment Programs		1 Vacant Land 3171 2.32			
MUNICIPAL FUNCTIONS		2 Residential 26614 33.08			
CAPITAL IMPROVEMENTS		3 Farm 5005 34.18			
DEBT SERVICE		4a Commercial 1234 19.74			
Principal Payments	10,670,000.00	4c Apartments 1660 10.68			
Interest Payments	11,251,171.77	Total 37684			
TYPE I SCHL DEBT *MEMO		Land Area 24.14 Sq. Miles			
DEFERRED CHARGES	1,476,584.44	Net Valuation Taxable-Municipal			
SCHOOL, COUNTY, SPECIAL DISTRICT TAXES	69,757,734.91	Net Valuation Taxable-County			
RESERVE FOR UNCOLLECTED TAXES	18,875,000.00	State Equalized Valuation			
EXPENDITURES		State Equalization Ratio			
TOTAL	311,477,904.29				

0813

Population 1980 1,563
 Population 1983 1,589
 S & P Rating
 Moody Rating

General Tax Rate Per \$100. 2.81
 State Equalized Tax Rate 2.44

NEWFIELD BOROUGH – GLOUCESTER CO.
Form of Government:
Borough Council
Number of Members on Governing Body – 6

PER CAPITA:
 Gross Debt 154.81
 Net Debt 133.33
 Debt Service 9.40
 Total Tax Levy 489.69
 Municipal Expenditures 284.03

PER CENT:
 Gross Debt .83
 Net Debt .72
 Tax Levy Collected 94.30
 Tax Levy Cancelled, Abated or Adjusted .12

EXPENDITURES		REVENUES-REALIZED		1983 PROPERTY TAX	
GENERAL GOVERNMENT				STATE EQUALIZED TAX RATE → 1.29	
Governing Body & Public Boards	7,300.00	1983 Property Taxes Collected 724,335.26		Local District School Taxes	405,589.00
Municipal Clerk		1983 Payments in Lieu of Taxes		Regional & Consolidated School Tax	
Financial Administration	14,064.15	Delinquent Tax & Lien Collections 46,881.60		School Taxes in Municipal Budget	
Assessment of Taxes	7,980.55	Business Personalty Replacement Taxes 20,445.76		County Taxes .65	203,527.52
Collection of Taxes	9,586.67	Taxes from Public Utilities 97,504.00		County Library Taxes .02	5,594.25
Planning, Housing & Development	3,250.00	Other Miscellaneous Tax Revenues		Local Municipal Purpose Taxes .48	149,701.77
Human Resources		State Aid Revenues 14,099.12		Veteran & Senior Citizen Taxes	25,550.00
Elections	491.19	Federal Aid Revenues		Total Taxes for Rate Computation 2.44	789,962.54
General Administration (other)	59,601.19	State and Local Fiscal Assistance Act Utilized		Special District Taxes	
JUDICIARY		Sale of Acquired Property		Bank Corp. Taxes	10,404.41
Municipal Courts	5,247.45	Other Miscellaneous Revenues		Added and Omitted Taxes	3,299.04
PUBLIC SAFETY		Total 976,817.12		Total Taxes Levied - ABSTRACT	778,115.99
Fire Protection	4,125.00	Prior Years Surplus Appropriated		Total Taxes Billed	768,139.00
Police Protection	79,055.92	REVENUES TOTAL 1,157,855.80		1983 TAXES COLLECTED	724,335.26
Civil Defense & Disaster Control		Reserve For Uncollected Taxes 76,758.88		1983 Taxes Cancelled, Abated or Adjusted	913.95
Environmental Inspection & Control	7,200.00	CAPITAL OUTLAY TOTAL 79,725.76		Transfer to Tax Title Liens or Foreclosed	8,578.78
Other Public Safety				Balance Outstanding Dec. 31, 1983	34,311.01
PUBLIC WORKS				PRIOR YEARS TAXES OUTSTANDING	
Streets and Drainage	41,320.65	Public Enterprises		Balance January 1, 1983	37,201.96
Sewers and Sewage Processing		Recreation—Culture		Collected in 1983	35,540.88
Garbage and Trash Disposal	18,529.12	Public Works		Cancelled, Abated or Adjusted 1983	.38
Public Buildings and Grounds	62,702.44	Buildings and Grounds		Transfers to Tax Title Liens or Foreclosed	1,268.81
Other Public Works		Library and Education		Balance December 31, 1983	391.89
HEALTH and WELFARE		Conservation		TAX TITLE LIENS OUTSTANDING	
Health Services Except Environmental	1,005.50	All Other		Balance January 1, 1983	11,664.99
Welfare-Public Assistance	75.11	CAPITAL DEBT AUTHORIZED, DECEMBER 31, 1983		Transfer From Taxes	10,057.49
Hospitals, Clinics, First Aid		ISSUED AND UNISSUED GROSS DEBT NET DEBT		Redeemed in 1983	11,340.72
Animal, Insect, & Rodent Control	2,973.00	School 26,000		Cancelled, Abated or Adjusted (1983)	1,798.45
Other Welfare Services		Self-liquidating 220,000		Transfers to Foreclosed Property	
RECREATION and CONSERVATION		Other 246,000		Balance December 31, 1983	8,583.31
Beaches and Boardwalks		Total 246,000.00		PROPERTY ACQUIRED BY DEED OR FORECLOSURE	
Parks, Playgrounds, Shade Trees	2,177.50	ISSUED AND OUTSTANDING		Balance January 1, 1983	
Land Reclamation & Conservation		School		Transfers From Taxes or Liens	
Other Recreational Services	640.00	Self-Liquidating 26,000.00		Sale for Cash (1983)	
EDUCATION (excluding schools)		Other 220,000.00		Cancelled, Abated or Adjusted (1983)	
Libraries	6,000.00	Total 246,000.00		Balance December 31, 1983	
Other Educational Services		EQUALIZED VALUATION BASIS		CURRENT FINANCES DECEMBER 31, 1983	
STATUTORY EXPENDITURES		FOR NET DEBT COMPUTATION 29,481,074		ASSETS	
Pensions & F. I. C. A.	16,129.23	REAL PROPERTY VALUATIONS		Cash Dec. 31, 1983	427,811.87
Employee Fringe Benefits	4,160.66	Code Class # of Parcels % VAL'N ASSESSED VALUATION		Taxes Receivable	34,702.90
Other Statutory Expenditures	2,500.00	1 Vacant Land 95 2.70 723,400.00		Tax Title Liens	8,583.31
CETA And Other Public Employment Programs		2 Residential 463 66.89 17,922,900.00		Foreclosed Property	
MUNICIPAL FUNCTIONS TOTAL	356,121.33	3 Farm 34 3.76 1,008,300.00		Emergencies & Other Deferred Charges	6,500.00
CAPITAL IMPROVEMENTS *MEMO*	15,000.00	4a Commercial 27 6.22 1,667,500.00		State and Federal Aid Receivable	1,714.05
DEBT SERVICE		4b Industrial 15 19.06 5,108,400.00		Other Receivables	12,398.70
Principal Payments	9,500.00	4c Apartments 5 1.36 364,800.00		Total	491,710.83
Interest Payments	5,442.92	Total 639 26,795,300.00		LIABILITIES, RESERVES, AND SURPLUS	
DEFERRED CHARGES	3,500.00	Land Area 1.71 Sq. Miles		Cash Liabilities	170,876.94
SCHOOL, COUNTY, SPECIAL DISTRICT TAXES	614,710.77	Net Valuation Taxable-Municipal		Reserves for Receivables	55,684.91
RESERVE FOR UNCOLLECTED TAXES	76,758.88	Net Valuation Taxable-County		Surplus Dec. 31, 1983	265,148.98
EXPENDITURES TOTAL	1,066,033.90	State Equalized Valuation		Total	491,710.83
		State Equalization Ratio 86.79			

1915
Population 1980 7,748
Population 1983 7,710
S & P Rating
Moody Rating

General Tax Rate Per \$100. 2.57
State Equalized Tax Rate 2.60

NEWTON TOWN – SUSSEX COUNTY
Form of Government:
Council-Manager Plan B (OMCL 50)
Number of Members on Governing Body – 5

PER CAPITA:
Gross Debt 240.86
Net Debt 197.64
Debt Service 16.65
Total Tax Levy 487.05
Municipal Expenditures 249.36
PER CENT:
Gross Debt 1.38
Net Debt 1.14
Tax Levy Collected 94.50
Tax Levy Cancelled, Abated or Adjusted

EXPENDITURES		REVENUES-REALIZED		1983 PROPERTY TAX	
GENERAL GOVERNMENT				STATE EQUALIZED TAX RATE	
Governing Body & Public Boards		1983 Property Taxes Collected	3,516,841.31	Local District School Taxes 1.58	2,260,417.00
Municipal Clerk		1983 Payments in Lieu of Taxes		Regional & Consolidated School Tax	
Financial Administration	29,592.00	Delinquent Tax & Lien Collections	161,138.43	School Taxes in Municipal Budget	
Assessment of Taxes	11,793.00	Business Personalty Replacement Taxes	246,691.04	County Taxes .61	* 870,417.72
Collection of Taxes	17,675.00	Taxes from Public Utilities	392,490.00	County Library Taxes .04	51,398.59
Planning, Housing & Development	3,250.00	Other Miscellaneous Tax Revenues		Local Municipal Purpose Taxes .37	528,076.14
Human Resources	500.00	State Aid Revenues	59,178.69	Veteran & Senior Citizen Taxes	72,700.00
Elections	1,756.00	Federal Aid Revenues		Total Taxes for Rate Computation 2.60	3,789,099.45
General Administration (other)	198,557.00	State and Local Fiscal Assistance Act Utilized	46,682.00	Special District Taxes	
JUDICIARY		Sale of Acquired Property		Bank Corp. Taxes	33,465.95
Municipal Courts	28,790.00	Other Miscellaneous Revenues	310,462.09	Added and Omitted Taxes	5,409.03
PUBLIC SAFETY		Total	4,733,483.56	Total Taxes Levied - ABSTRACT	3,755,184.43
Fire Protection	21,443.00	Prior Years Surplus Appropriated	275,000.00	Total Taxes Billed	3,721,718.48
Police Protection	517,417.94	REVENUES	5,008,483.56	1983 TAXES COLLECTED	3,516,841.31
Civil Defense & Disaster Control	800.00	Reserve For Uncollected Taxes	255,000.00	1983 Taxes Cancelled, Abated or Adjusted	
Environmental Inspection & Control	35,334.00	CAPITAL OUTLAY	46,395.85	Transfer to Tax Title Liens or Foreclosed	
Other Public Safety		Total	46,395.85	Balance Outstanding Dec. 31, 1983	204,677.17
PUBLIC WORKS				PRIOR YEARS TAXES OUTSTANDING	
Streets and Drainage	250,741.00	Public Enterprises	21,656.00	Balance January 1, 1983	146,096.56
Sewers and Sewage Processing		Recreation—Culture		Collected in 1983	142,957.99
Garbage and Trash Disposal	2,000.00	Public Works	3,958.62	Cancelled, Abated or Adjusted 1983	
Public Buildings and Grounds	72,335.00	Buildings and Grounds	20,781.23	Transfers to Tax Title Liens or Foreclosed	
Other Public Works	1,500.00	Library and Education		Balance December 31, 1983	3,138.57
HEALTH and WELFARE		Conservation		TAX TITLE LIENS OUTSTANDING	
Health Services Except Environmental	27,199.00	All Other		Balance January 1, 1983	38,716.55
Welfare-Public Assistance	8,852.00	CAPITAL DEBT AUTHORIZED, DECEMBER 31, 1983		Transfer From Taxes	
Hospitals, Clinics, First Aid	2,500.00	ISSUED AND UNISSUED	GROSS DEBT	Redeemed in 1983	18,180.44
Animal, Insect, & Rodent Control	3,700.00	School	937,900	Cancelled, Abated or Adjusted (1983)	
Other Welfare Services		Self-Liquidating	636,138	Transfers to Foreclosed Property	
RECREATION and CONSERVATION		Other	887,634	Balance December 31, 1983	20,536.11
Beaches and Boardwalks		Total	1,857,034	PROPERTY ACQUIRED BY DEED OR	
Parks, Playgrounds, Shade Trees	37,219.00			FORECLOSURE	
Land Reclamation & Conservation		ISSUED AND OUTSTANDING		Balance January 1, 1983	51,905.00
Other Recreational Services	32,345.10	School	877,000.00	Transfers From Taxes or Liens	
EDUCATION (excluding schools)		Self-Liquidating	205,400.00	Sale for Cash (1983)	
Libraries		Other	1,082,400.00	Cancelled, Abated or Adjusted (1983)	
Other Educational Services		Total	1,082,400.00	Balance December 31, 1983	51,905.00
STATUTORY EXPENDITURES		EQUALIZED VALUATION BASIS	134,250,933	CURRENT FINANCES DECEMBER 31, 1983	
Pensions & F. I. C. A.	107,050.00	FOR NET DEBT COMPUTATION		ASSETS	
Employee Fringe Benefits	46,600.00	REAL PROPERTY VALUATIONS		Cash Dec. 31, 1983	343,235.66
Other Statutory Expenditures		Code Class # of Parcels % VAL'N	ASSESSED VALUATION	Taxes Receivable	208,015.74
CETA And Other Public Employment Programs		1 Vacant Land 259 2.54	3,581,090.00	Tax Title Liens	20,536.11
MUNICIPAL FUNCTIONS		2 Residential 1649 65.10	91,657,600.00	Foreclosed Property	51,905.00
CAPITAL IMPROVEMENTS	*MEMO*	3 Farm 6 .05	81,400.00	Emergencies & Other Deferred Charges	31,000.00
DEBT SERVICE		4a Commercial 236 22.78	32,069,960.00	State and Federal Aid Receivable	
Principal Payments	60,000.00	4b Industrial 11 3.43	4,828,820.00	Other Receivables	63,677.60
Interest Payments	68,376.40	4c Apartments 23 6.10	8,583,600.00	Total	718,370.11
		Total 2184	140,802,470.00	LIABILITIES, RESERVES, AND SURPLUS	
DEFERRED CHARGES		Land Area 3.30 Sq. Miles		Cash Liabilities	116,850.39
SCHOOL, COUNTY, SPECIAL DISTRICT TAXES	3,188,233.31	Net Valuation Taxable-Municipal	145,153,470	Reserves for Receivables	344,134.45
RESERVE FOR UNCOLLECTED TAXES	255,000.00	Net Valuation Taxable-County	152,497,655	Surplus Dec. 31, 1983	257,385.27
EXPENDITURES	TOTAL	State Equalized Valuation	143,759,386	Total	718,370.11
		State Equalization Ratio	101.00		

0239
Population 1980 16,587
Population 1983 16,388
S & P Rating
Moody Rating AAA

General Tax Rate Per \$100.
3.04
State Equalized Tax Rate
2.19

NORTH ARLINGTON BORO. - BERGEN CO.
Form of Government:
Borough Council
Number of Members on Governing Body - 6

PER CAPITA:
Gross Debt 294.42
Net Debt 288.76
Debt Service 35.94
Total Tax Levy 478.16
Municipal Expenditures 268.19

PER CENT:
Gross Debt 1.45
Net Debt 1.42
Tax Levy Collected 97.41
Tax Levy Cancelled, Abated or Adjusted

EXPENDITURES		REVENUES-REALIZED		1983 PROPERTY TAX	
GENERAL GOVERNMENT				STATE EQUALIZED TAX RATE 1.20	4,298,782.00
Governing Body & Public Boards	15,000.00	1983 Property Taxes Collected	7,609,426.58	Local District School Taxes	
Municipal Clerk		1983 Payments in Lieu of Taxes		Regional & Consolidated School Tax	
Financial Administration	12,336.34	Delinquent Tax & Lien Collections	107,529.34	School Taxes in Municipal Budget	
Assessment of Taxes	5,250.00	Business Personalty Replacement Taxes	151,182.00	County Taxes	1,221,224.48
Collection of Taxes	55,020.00	Taxes from Public Utilities	702,753.00	County Library Taxes	
Planning, Housing & Development	5,225.00	Other Miscellaneous Tax Revenues		Local Municipal Purpose Taxes	2,279,121.21
Human Resources		State Aid Revenues	224,409.76	Veteran & Senior Citizen Taxes	218,600.00
Elections	2,810.00	Federal Aid Revenues		Total Taxes for Rate Computation	8,017,727.69
General Administration (other)	383,733.66	State and Local Fiscal Assistance Act Utilized	139,793.00	Special District Taxes	
JUDICIARY		Sale of Acquired Property		Bank Corp. Taxes	24,351.91
Municipal Courts	63,575.00	Other Miscellaneous Revenues	713,287.13	Added and Omitted Taxes	12,615.70
PUBLIC SAFETY		Total	9,648,380.81	Total Taxes Levied - ABSTRACT	7,836,095.30
Fire Protection	50,250.00	Prior Years Surplus Appropriated	210,000.00	Total Taxes Billed	7,811,743.39
Police Protection	1,313,799.25	REVENUES TOTAL	9,858,380.81	1983 TAXES COLLECTED	7,609,426.58
Civil Defense & Disaster Control	940.00	Reserve For Uncollected Taxes	155,124.18	1983 Taxes Cancelled, Abated or Adjusted	
Environmental Inspection & Control	44,751.00	CAPITAL OUTLAY TOTAL	940,939.69	Transfer to Tax Title Liens or Foreclosed	
Other Public Safety				Balance Outstanding Dec. 31, 1983	202,316.81
PUBLIC WORKS				PRIOR YEARS TAXES OUTSTANDING	
Streets and Drainage	333,722.77	Public Enterprises		Balance January 1, 1983	117,024.66
Sewers and Sewage Processing	185,000.00	Recreation—Culture	130,208.41	Collected in 1983	107,529.34
Garbage and Trash Disposal	261,497.23	Public Works	416,116.35	Cancelled, Abated or Adjusted 1983	
Public Buildings and Grounds	59,300.00	Buildings and Grounds	394,614.93	Transfers to Tax Title Liens or Foreclosed	
Other Public Works	50,100.00	Library and Education		Balance December 31, 1983	9,495.32
HEALTH and WELFARE		Conservation		TAX TITLE LIENS OUTSTANDING	
Health Services Except Environmental	103,677.00	All Other		Balance January 1, 1983	15,590.39
Welfare-Public Assistance	14,000.00	CAPITAL DEBT AUTHORIZED, DECEMBER 31, 1983		Transfer From Taxes	
Hospitals, Clinics, First Aid	3,000.00	ISSUED AND UNISSUED GROSS DEBT NET DEBT		Redeemed in 1983	
Animal, Insect, & Rodent Control	5,715.00	School	92,800	Cancelled, Abated or Adjusted (1983)	
Other Welfare Services		Self-Liquidating	4,732,193	Transfers to Foreclosed Property	
RECREATION and CONSERVATION		Other	4,824,993	Balance December 31, 1983	15,590.39
Beaches and Boardwalks		Total	4,732,193	PROPERTY ACQUIRED BY DEED OR FORECLOSURE	
Parks, Playgrounds, Shade Trees	89,020.00	ISSUED AND OUTSTANDING		Balance January 1, 1983	24,065.00
Land Reclamation & Conservation		School	62,000.00	Transfers From Taxes or Liens	
Other Recreational Services	13,650.00	Self-Liquidating	4,280,000.00	Sale for Cash (1983)	
EDUCATION (excluding schools)		Other	4,342,000.00	Cancelled, Abated or Adjusted (1983)	
Libraries	109,000.00	Total		Balance December 31, 1983	24,065.00
Other Educational Services		EQUALIZED VALUATION BASIS FOR NET DEBT COMPUTATION	332,413,022	CURRENT FINANCES DECEMBER 31, 1983	
STATUTORY EXPENDITURES		REAL PROPERTY VALUATIONS		ASSETS	
Pensions & F. I. C. A.	293,193.11	Code Class # of Parcels % VAL'N	ASSESSED VALUATION	Cash Dec. 31, 1983	1,014,083.93
Employee Fringe Benefits	126,520.00	1 Vacant Land 91 1.05	2,684,400.00	Taxes Receivable	211,812.13
Other Statutory Expenditures	5,000.00	2 Residential 3667 80.96	207,246,212.00	Tax Title Liens	15,590.39
CETA And Other Public Employment Programs		3 Farm		Foreclosed Property	24,065.00
MUNICIPAL FUNCTIONS TOTAL	3,605,085.36	4a Commercial 185 7.13	18,252,700.00	Emergencies & Other Deferred Charges	19,374.07
CAPITAL IMPROVEMENTS *MEMO*	15,000.00	4b Industrial 65 4.80	12,299,800.00	State and Federal Aid Receivable	5,583.96
DEBT SERVICE		4c Apartments 39 6.06	15,502,100.00	Other Receivables	49,240.51
Principal Payments	190,000.00	Total 4047	255,985,212.00	Total	1,339,749.99
Interest Payments	398,920.06	Land Area 2.50 Sq. Miles		LIABILITIES, RESERVES, AND SURPLUS	
DEFERRED CHARGES	45,989.55	Net Valuation Taxable-Municipal	257,175,648	Cash Liabilities	934,701.55
SCHOOL, COUNTY, SPECIAL DISTRICT TAXES	5,520,006.48	Net Valuation Taxable-County	340,699,923	Reserves for Receivables	272,357.03
RESERVE FOR UNCOLLECTED TAXES	155,124.18	State Equalized Valuation	356,431,152	Surplus Dec. 31, 1983	132,691.41
EXPENDITURES TOTAL	9,915,125.63	State Equalization Ratio	72.06	Total	1,339,749.99

0908

Population 1980 47,019

Population 1983 47,265

S & P Rating

Moody Rating

General Tax Rate Per \$100.

4.86

State Equalized Tax Rate

3.67

NORTH BERGEN TOWNSHIP – HUDSON CO.**Form of Government:****Commission (1911)****Number of Members on Governing Body – 5**

PER CAPITA:

Gross Debt 855.20

Net Debt 634.79

Debt Service 103.63

Total Tax Levy 671.14

Municipal Expenditures 507.90

PER CENT:

Gross Debt 5.01

Net Debt 3.72

Tax Levy Collected 93.53

Tax Levy Cancelled, Abated

or Adjusted 1.74

EXPENDITURES		REVENUES-REALIZED		1983 PROPERTY TAX	
GENERAL GOVERNMENT		1983 Property Taxes Collected		STATE EQUALIZED TAX RATE	
Governing Body & Public Boards	49,940.30	1983 Payments in Lieu of Taxes	29,611,839.43	Local District School Taxes	1.53
Municipal Clerk	79,697.72	Delinquent Tax & Lien Collections	187,795.89	Regional & Consolidated School Tax	
Financial Administration	97,887.05	Business Personalty Replacement Taxes	920,245.53	School Taxes in Municipal Budget	.05
Assessment of Taxes	631,312.22	Taxes from Public Utilities	1,176,440.84	County Taxes	1.09
Collection of Taxes	62,646.64	Other Miscellaneous Tax Revenues	2,502,752.00	County Library Taxes	
Planning, Housing & Development	17,178.54	State Aid Revenues	67,382.10	Local Municipal Purpose Taxes	1.00
Human Resources	147,073.51	Federal Aid Revenues	1,068,563.98	Veteran & Senior Citizen Taxes	
Elections	47,768.09	State and Local Fiscal Assistance Act Utilized	1,286,447.00	Total Taxes for Rate Computation	3.67
General Administration (other)	1,688,876.48	Sale of Acquired Property	4,477,330.50	Special District Taxes	
JUDICIARY		Other Miscellaneous Revenues	41,298,797.27	Bank Corp. Taxes	14,819.94
Municipal Courts	130,440.00	Prior Years Surplus Appropriated	524,166.00	Added and Omitted Taxes	78,246.15
PUBLIC SAFETY		REVENUES TOTAL	41,822,963.27	Total Taxes Levied - ABSTRACT	31,721,467.36
Fire Protection	3,819,713.51	Reserve For Uncollected Taxes	1,812,748.00	Total Taxes Billed	31,660,118.89
Police Protection	3,040,006.06	CAPITAL OUTLAY TOTAL	3,991,156.63	1983 TAXES COLLECTED	29,611,839.43
Civil Defense & Disaster Control		Public Enterprises	32,233.16	1983 Taxes Cancelled, Abated or Adjusted	551,079.78
Environmental Inspection & Control	258,520.40	Recreation—Culture	3,054,717.72	Transfer to Tax Title Liens or Foreclosed	250,630.09
Other Public Safety	21,999.90	Public Works	869,227.87	Balance Outstanding Dec. 31, 1983	1,246,569.59
PUBLIC WORKS		Buildings and Grounds	34,977.88	PRIOR YEARS TAXES OUTSTANDING	
Streets and Drainage	750,097.27	Library and Education		Balance January 1, 1983	1,344,510.48
Sewers and Sewage Processing	1,366,318.05	Conservation		Collected in 1983	848,258.85
Garbage and Trash Disposal		All Other		Cancelled, Abated or Adjusted 1983	100,965.39
Public Buildings and Grounds	53,581.09	CAPITAL DEBT AUTHORIZED, DECEMBER 31, 1983		Transfers to Tax Title Liens or Foreclosed	118,008.84
Other Public Works	114,338.74	ISSUED AND UNISSUED		Balance December 31, 1983	277,277.40
HEALTH and WELFARE		School	10,355,000	TAX TITLE LIENS OUTSTANDING	
Health Services Except Environmental	178,720.64	Self-liquidating	80,000	Balance January 1, 1983	1,632,659.24
Welfare-Public Assistance	29,147.48	Other	29,986,000	Transfer From Taxes	457,119.78
Hospitals, Clinics, First Aid		Total	40,421,000	Redeemed in 1983	71,986.68
Animal, Insect, & Rodent Control		ISSUED AND OUTSTANDING		Cancelled, Abated or Adjusted (1983)	
Other Welfare Services		School	10,355,000.00	Transfers to Foreclosed Property	
RECREATION and CONSERVATION		Self-Liquidating	80,000.00	Balance December 31, 1983	2,017,792.34
Beaches and Boardwalks		Other	26,848,500.00	PROPERTY ACQUIRED BY DEED OR	
Parks, Playgrounds, Shade Trees	347,835.15	Total	37,283,500.00	FORECLOSURE	
Land Reclamation & Conservation	6,631.39	EQUALIZED VALUATION BASIS		Balance January 1, 1983	1,699,879.00
Other Recreational Services		FOR NET DEBT COMPUTATION	807,468,559	Transfers From Taxes or Liens	
EDUCATION (excluding schools)		REAL PROPERTY VALUATIONS		Sale for Cash (1983)	
Libraries	240,000.00	Code Class # of Parcels % VAL'N		Cancelled, Abated or Adjusted (1983)	
Other Educational Services		1 Vacant Land 513 4.37	27,961,975.00	Balance December 31, 1983	1,699,879.00
STATUTORY EXPENDITURES		2 Residential 7052 44.80	286,989,695.00	CURRENT FINANCES DECEMBER 31, 1983	
Pensions & F. I. C. A.	1,598,233.72	3 Farm	118,899,490.00	ASSETS	
Employee Fringe Benefits	879,232.04	4a Commercial 645 18.56	130,489,175.00	Cash Dec. 31, 1983	1,271,043.37
Other Statutory Expenditures		4b Industrial 263 20.37	76,215,400.00	Taxes Receivable	1,523,846.99
CETA And Other Public Employment Programs		4c Apartments 236 11.90	640,555,735.00	Tax Title Liens	2,017,792.34
MUNICIPAL FUNCTIONS		Total		Foreclosed Property	1,699,879.00
CAPITAL IMPROVEMENTS	50,000.00	Land Area 5.40 Sq. Miles		Emergencies & Other Deferred Charges	3,039,726.28
DEBT SERVICE		Net Valuation Taxable-Municipal	651,086,377	State and Federal Aid Receivable	81,093.16
Principal Payments	2,060,000.00	Net Valuation Taxable-County	837,398,166	Other Receivables	772,593.29
Interest Payments	2,838,128.50	State Equalized Valuation	860,682,306	Total	10,405,974.43
TYPE I SCHL DEBT *MEMO	623,290.50	State Equalization Ratio	75.52	LIABILITIES, RESERVES, AND SURPLUS	
DEFERRED CHARGES	1,637,904.95			Cash Liabilities	3,270,569.48
SCHOOL, COUNTY, SPECIAL DISTRICT TAXES	22,994,199.26			Reserves for Receivables	5,958,144.50
RESERVE FOR UNCOLLECTED TAXES	1,812,748.80			Surplus Dec. 31, 1983	1,177,260.45
EXPENDITURES TOTAL	47,000,178.10			Total	10,405,974.43

1215

Population 1980 22,220
 Population 1983 24,032
 S & P Rating A+
 Moody Rating AAA

General Tax Rate Per \$100. 4.88
 State Equalized Tax Rate 2.32

NORTH BRUNSWICK TWP. — MIDDLESEX CO.
Form of Government:
Township Committee
Number of Members on Governing Body — 5

PER CAPITA:

Gross Debt 900.04
 Net Debt 374.35
 Debt Service 32.62
 Total Tax Levy 784.30
 Municipal Expenditures 328.78

PER CENT:

Gross Debt 2.95
 Net Debt 1.23
 Tax Levy Collected 97.86
 Tax Levy Cancelled, Abated or Adjusted .05

EXPENDITURES		REVENUES-REALIZED		1983 PROPERTY TAX	
GENERAL GOVERNMENT				STATE EQUALIZED TAX RATE <u>1.37</u>	
Governing Body & Public Boards		1983 Property Taxes Collected	18,433,538.56	Local District School Taxes	10,852,952.00
Municipal Clerk		1983 Payments in Lieu of Taxes	77,600.00	Regional & Consolidated School Tax	
Financial Administration	73,575.00	Delinquent Tax & Lien Collections	706,690.69	School Taxes in Municipal Budget	
Assessment of Taxes	57,500.00	Business Personalty Replacement Taxes	1,104,157.36	County Taxes	5,532,790.57
Collection of Taxes	50,785.00	Taxes from Public Utilities	2,128,463.00	County Library Taxes	
Planning, Housing & Development	153,475.00	Other Miscellaneous Tax Revenues		Local Municipal Purpose Taxes	1,950,985.10
Human Resources	1,150.00	State Aid Revenues	176,529.28	Veteran & Senior Citizen Taxes	178,600.00
Elections	10,150.00	Federal Aid Revenues	156,437.00	Total Taxes for Rate Computation	2.32 18,515,327.67
General Administration (other)	459,608.19	State and Local Fiscal Assistance Act Utilized		Special District Taxes	
JUDICIARY		Sale of Acquired Property	1,297,517.89	Bank Corp. Taxes	38,769.21
Municipal Courts	86,650.00	Other Miscellaneous Revenues	24,080,933.78	Added and Omitted Taxes	472,695.99
PUBLIC SAFETY		Prior Years Surplus Appropriated	1,011,492.86	Total Taxes Levied - ABSTRACT	18,848,192.87
Fire Protection	105,000.00	REVENUES TOTAL	25,092,426.64	Total Taxes Billed	18,837,009.51
Police Protection	2,090,611.86	Reserve For Uncollected Taxes	920,051.00	1983 TAXES COLLECTED	18,433,538.56
Civil Defense & Disaster Control	8,450.00			1983 Taxes Cancelled, Abated or Adjusted	9,647.76
Environmental Inspection & Control	154,045.00			Transfer to Tax Title Liens or Foreclosed	22,179.60
Other Public Safety				Balance Outstanding Dec. 31, 1983	371,643.59
PUBLIC WORKS		CAPITAL OUTLAY TOTAL	1,332,652.18	PRIOR YEARS TAXES OUTSTANDING	
Streets and Drainage	793,466.61	Public Enterprises	360,346.95	Balance January 1, 1983	703,009.74
Sewers and Sewage Processing		Recreation—Culture	31,018.31	Collected in 1983	688,768.41
Garbage and Trash Disposal	361,682.30	Public Works	517,614.54	Cancelled, Abated or Adjusted 1983	11,040.24
Public Buildings and Grounds	186,400.00	Buildings and Grounds	385,950.90	Transfers to Tax Title Liens or Foreclosed	2,557.20
Other Public Works	29,770.00	Library and Education	37,715.48	Balance December 31, 1983	843.89
HEALTH and WELFARE		Conservation		TAX TITLE LIENS OUTSTANDING	
Health Services Except Environmental	10,900.00	All Other		Balance January 1, 1983	87,043.41
Welfare-Public Assistance	15,945.00			Transfer From Taxes	24,927.22
Hospitals, Clinics, First Aid	1,500.00			Redeemed in 1983	17,922.28
Animal, Insect, & Rodent Control	8,350.00			Cancelled, Abated or Adjusted (1983)	139.16
Other Welfare Services				Transfers to Foreclosed Property	
RECREATION and CONSERVATION				Balance December 31, 1983	93,909.19
Beaches and Boardwalks				PROPERTY ACQUIRED BY DEED OR FORECLOSURE	
Parks, Playgrounds, Shade Trees	317,870.00			Balance January 1, 1983	154,082.25
Land Reclamation & Conservation	13,660.32			Transfers From Taxes or Liens	
Other Recreational Services	25,100.00			Sale for Cash (1983)	
EDUCATION (excluding schools)				Cancelled, Abated or Adjusted (1983)	
Libraries	225,000.00			Balance December 31, 1983	154,082.25
Other Educational Services	17,800.00			CURRENT FINANCES DECEMBER 31, 1983	
STATUTORY EXPENDITURES				ASSETS	
Pensions & F. I. C. A.	444,900.00			Cash Dec. 31, 1983	2,862,514.16
Employee Fringe Benefits	279,000.00			Taxes Receivable	372,487.48
Other Statutory Expenditures	37,000.00			Tax Title Liens	93,909.19
CETA And Other Public Employment Programs				Foreclosed Property	154,082.25
MUNICIPAL FUNCTIONS TOTAL	6,025,344.28			Emergencies & Other Deferred Charges	109,000.00
CAPITAL IMPROVEMENTS *MEMO*	100,000.00			State and Federal Aid Receivable	23,699.50
DEBT SERVICE				Other Receivables	42,532.85
Principal Payments	230,000.00			Total	3,658,225.43
Interest Payments	554,043.00			LIABILITIES, RESERVES, AND SURPLUS	
DEFERRED CHARGES	171,792.53			Cash Liabilities	1,185,269.10
SCHOOL, COUNTY, SPECIAL DISTRICT TAXES	16,385,742.57			Reserves for Receivables	663,011.77
RESERVE FOR UNCOLLECTED TAXES	920,051.00			Surplus Dec. 31, 1983	1,809,944.56
EXPENDITURES TOTAL	24,286,973.38			Total	3,658,225.43
		REAL PROPERTY VALUATIONS			
		Code Class # of Parcels % VAL'N	ASSESSED VALUATION		
		1 Vacant Land 2169 5.56	20,724,800.00		
		2 Residential 4774 44.92	167,313,600.00		
		3 Farm 44 .24	865,700.00		
		4a Commercial 226 9.87	36,761,000.00		
		4b Industrial 48 29.09	108,355,100.00		
		4c Apartments 26 10.33	38,474,700.00		
		Total 7287	372,494,900.00		
		Land Area 12.00 Sq. Miles			
		Net Valuation Taxable-Municipal	376,317,900		
		Net Valuation Taxable-County	938,231,448		
		State Equalized Valuation	788,284,797		
		State Equalization Ratio	47.50		

0715
Population 1980 5,832
Population 1983 5,799
S & P Rating
Moody Rating A1

General Tax Rate Per \$100. 2.87
State Equalized Tax Rate 2.74

NORTH CALDWELL TOWNSHIP – ESSEX CO.
Form of Government:
Borough Council
Number of Members on Governing Body – 6

PER CAPITA:
Gross Debt 534.43
Net Debt 367.00
Debt Service 69.52
Total Tax Levy 1,168.50
Municipal Expenditures 402.42

PER CENT:
Gross Debt 1.37
Net Debt .94
Tax Levy Collected 98.26
Tax Levy Cancelled, Abated or Adjusted .16

EXPENDITURES		REVENUES-REALIZED		1983 PROPERTY TAX	
GENERAL GOVERNMENT				STATE EQUALIZED TAX RATE	
Governing Body & Public Boards		1983 Property Taxes Collected	6,673,387.86	Local District School Taxes .61	1,506,892.00
Municipal Clerk		1983 Payments in Lieu of Taxes		Regional & Consolidated School Tax .63	1,539,770.23
Financial Administration	15,400.00	Delinquent Tax & Lien Collections	133,406.27	School Taxes in Municipal Budget	
Assessment of Taxes	11,000.00	Business Personalty Replacement Taxes	26,801.92	County Taxes	1.07 2,613,884.39
Collection of Taxes	21,400.00	Taxes from Public Utilities	386,787.00	County Library Taxes	
Planning, Housing & Development	12,050.00	Other Miscellaneous Tax Revenues		Local Municipal Purpose Taxes .42	1,035,043.55
Human Resources		State Aid Revenues	52,092.22	Veteran & Senior Citizen Taxes	31,050.00
Elections	1,450.00	Federal Aid Revenues		Total Taxes for Rate Computation	2.73 6,726,640.17
General Administration (other)	189,630.00	State and Local Fiscal Assistance Act Utilized	38,752.70	Special District Taxes	
JUDICIARY		Sale of Acquired Property		Bank Corp. Taxes	824.34
Municipal Courts	26,900.00	Other Miscellaneous Revenues	668,884.04	Added and Omitted Taxes	79,722.15
PUBLIC SAFETY		Total	7,980,112.01	Total Taxes Levied - ABSTRACT	6,776,136.66
Fire Protection	28,100.00	Prior Years Surplus Appropriated	143,000.00	Total Taxes Billed	6,791,593.12
Police Protection	508,180.00	REVENUES TOTAL	8,123,112.01	1983 TAXES COLLECTED	6,673,387.86
Civil Defense & Disaster Control		Reserve For Uncollected Taxes	209,807.37	1983 Taxes Cancelled, Abated or Adjusted	10,825.46
Environmental Inspection & Control	17,600.00			Transfer to Tax Title Liens or Foreclosed	
Other Public Safety		CAPITAL OUTLAY TOTAL	40,466.42	Balance Outstanding Dec. 31, 1983	107,379.80
PUBLIC WORKS				PRIOR YEARS TAXES OUTSTANDING	
Streets and Drainage	181,100.00	Public Enterprises	13,090.00	Balance January 1, 1983	126,536.61
Sewers and Sewage Processing	120,235.00	Recreation—Culture		Collected in 1983	125,698.64
Garbage and Trash Disposal	229,870.71	Public Works	5,337.91	Cancelled, Abated or Adjusted 1983	837.97
Public Buildings and Grounds	50,250.00	Buildings and Grounds	22,038.51	Transfers to Tax Title Liens or Foreclosed	
Other Public Works		Library and Education		Balance December 31, 1983	
HEALTH and WELFARE		Conservation		TAX TITLE LIENS OUTSTANDING	
Health Services Except Environmental	12,400.00	All Other		Balance January 1, 1983	10,654.47
Welfare-Public Assistance	2,000.00			Transfer From Taxes	
Hospitals, Clinics, First Aid		CAPITAL DEBT AUTHORIZED, DECEMBER 31, 1983		Redeemed in 1983	7,707.63
Animal, Insect, & Rodent Control		ISSUED AND UNISSUED		Cancelled, Abated or Adjusted (1983)	
Other Welfare Services		GROSS DEBT		Transfers to Foreclosed Property	2,946.84
RECREATION and CONSERVATION		School	823,318	Balance December 31, 1983	
Beaches and Boardwalks		Self-liquidating	706,300	PROPERTY ACQUIRED BY DEED OR	
Parks, Playgrounds, Shade Trees	24,300.00	Other	1,569,550	FORECLOSURE	
Land Reclamation & Conservation		Total	3,099,168	Balance January 1, 1983	474,003.16
Other Recreational Services	1,430.00			Transfers From Taxes or Liens	2,946.84
EDUCATION (excluding schools)		ISSUED AND OUTSTANDING		Sale for Cash (1983)	
Libraries		School	823,318.23	Cancelled, Abated or Adjusted (1983)	433,000.00
Other Educational Services		Self-Liquidating	678,500.00	Balance December 31, 1983	43,950.00
STATUTORY EXPENDITURES		Other	1,565,000.00		
Pensions & F. I. C. A.	100,810.00	Total	3,066,818.23	CURRENT FINANCES DECEMBER 31, 1983	
Employee Fringe Benefits	50,650.00	EQUALIZED VALUATION BASIS		ASSETS	
Other Statutory Expenditures	2,000.00	FOR NET DEBT COMPUTATION	225,556,928	Cash Dec. 31, 1983	1,905,317.01
CETA And Other Public Employment Programs		REAL PROPERTY VALUATIONS		Taxes Receivable	107,379.80
MUNICIPAL FUNCTIONS		Code Class # of Parcels % VAL'N		Tax Title Liens	
CAPITAL IMPROVEMENTS	*MEMO*	1 Vacant Land 173 3.91	9,117,200.00	Foreclosed Property	43,950.00
DEBT SERVICE		2 Residential 1604 93.07	216,925,300.00	Emergencies & Other Deferred Charges	53,500.00
Principal Payments	204,300.00	3 Farm 4 .07	164,100.00	State and Federal Aid Receivable	
Interest Payments	198,857.69	4a Commercial 17 2.31	5,394,500.00	Other Receivables	417,720.35
		4b Industrial 11 .63	1,469,700.00	Total	2,527,867.16
		4c Apartments		LIABILITIES, RESERVES, AND SURPLUS	
		Total 1809	233,070,800.00	Cash Liabilities	1,536,043.02
DEFERRED CHARGES		Land Area 2.90 Sq. Miles		Reserves for Receivables	569,050.15
SCHOOL, COUNTY, SPECIAL DISTRICT TAXES		Net Valuation Taxable-Municipal	233,863,100	Surplus Dec. 31, 1983	422,773.99
RESERVE FOR UNCOLLECTED TAXES		Net Valuation Taxable-County	230,915,565	Total	2,527,867.16
EXPENDITURES TOTAL	7,994,173.32	State Equalized Valuation	245,255,065		
		State Equalization Ratio	95.34		

1606

Population 1980 8,177
 Population 1983 8,276
 S & P Rating
 Moody Rating

General Tax Rate Per \$100.
 7.54
 State Equalized Tax Rate
 2.24

NORTH HALEDON BOROUGH - PASSAIC CO.
Form of Government:
Borough Council
Number of Members on Governing Body - 6

PER CAPITA:
 Gross Debt 2,170.97
 Net Debt 2,019.94
 Debt Service 63.79
 Total Tax Levy 615.66
 Municipal Expenditures 280.75

PER CENT:
 Gross Debt 8.27
 Net Debt 7.69
 Tax Levy Collected 98.94
 Tax Levy Cancelled, Abated or Adjusted .07

EXPENDITURES		REVENUES-REALIZED		1983 PROPERTY TAX	
GENERAL GOVERNMENT				STATE EQUALIZED TAX RATE → .64	
Governing Body & Public Boards	7,500.00	1983 Property Taxes Collected		Local District School Taxes	1,456,719.41
Municipal Clerk	41,751.00	1983 Payments in Lieu of Taxes		Regional & Consolidated School Tax	1,510,437.14
Financial Administration	37,625.00	Delinquent Tax & Lien Collections		School Taxes in Municipal Budget	
Assessment of Taxes	85,580.00	Business Personalty Replacement Taxes		County Taxes	1,374,218.60
Collection of Taxes	19,928.00	Taxes from Public Utilities		County Library Taxes	
Planning, Housing & Development	15,725.00	Other Miscellaneous Tax Revenues		Local Municipal Purpose Taxes	733,049.35
Human Resources		State Aid Revenues		Veteran & Senior Citizen Taxes	110,350.00
Elections	6,225.00	Federal Aid Revenues		Total Taxes for Rate Computation	5,184,774.50
General Administration (other)	162,450.00	State and Local Fiscal Assistance Act Utilized		Special District Taxes	
JUDICIARY		Sale of Acquired Property		Bank Corp. Taxes	6,549.84
Municipal Courts	21,260.00	Other Miscellaneous Revenues		Added and Omitted Taxes	14,215.42
PUBLIC SAFETY		Total		Total Taxes Levied - ABSTRACT	5,095,189.76
Fire Protection	27,908.00	Prior Years Surplus Appropriated		Total Taxes Billed	5,092,179.90
Police Protection	443,872.00	REVENUES TOTAL		1983 TAXES COLLECTED	5,038,172.68
Civil Defense & Disaster Control	805.00	Reserve For Uncollected Taxes		1983 Taxes Cancelled, Abated or Adjusted	3,815.85
Environmental Inspection & Control	14,730.00	CAPITAL OUTLAY TOTAL		Transfer to Tax Title Liens or Foreclosed	1,500.46
Other Public Safety				Balance Outstanding Dec. 31, 1983	48,690.91
PUBLIC WORKS				PRIOR YEARS TAXES OUTSTANDING	
Streets and Drainage	210,148.07	Public Enterprises		Balance January 1, 1983	68,566.72
Sewers and Sewage Processing	45,200.00	Recreation—Culture		Collected in 1983	64,595.32
Garbage and Trash Disposal	201,700.00	Public Works		Cancelled, Abated or Adjusted 1983	2,481.60
Public Buildings and Grounds	11,020.00	Buildings and Grounds		Transfers to Tax Title Liens or Foreclosed	1,489.80
Other Public Works	35,000.00	Library and Education		Balance December 31, 1983	
HEALTH and WELFARE		Conservation		TAX TITLE LIENS OUTSTANDING	
Health Services Except Environmental	15,310.00	All Other		Balance January 1, 1983	374.02
Welfare-Public Assistance	990.00	CAPITAL DEBT AUTHORIZED, DECEMBER 31, 1983		Transfer From Taxes	3,221.82
Hospitals, Clinics, First Aid		ISSUED AND UNISSUED GROSS DEBT		Redeemed in 1983	100.60
Animal, Insect, & Rodent Control		School 1,249,903		Cancelled, Abated or Adjusted (1983)	
Other Welfare Services		Self-liquidating 16,717,064		Transfers to Foreclosed Property	
RECREATION and CONSERVATION		Other 17,966,968		Balance December 31, 1983	3,495.24
Beaches and Boardwalks		Total 16,717,064		PROPERTY ACQUIRED BY DEED OR FORECLOSURE	
Parks, Playgrounds, Shade Trees		ISSUED AND OUTSTANDING		Balance January 1, 1983	43,900.00
Land Reclamation & Conservation		School 651,903.78		Transfers From Taxes or Liens	
Other Recreational Services	16,000.00	Self-Liquidating 4,347,878.86		Sale for Cash (1983)	
EDUCATION (excluding schools)		Other 4,999,782.64		Cancelled, Abated or Adjusted (1983)	1,500.00
Libraries	91,799.00	Total		Balance December 31, 1983	42,400.00
Other Educational Services	500.00	EQUALIZED VALUATION BASIS		CURRENT FINANCES DECEMBER 31, 1983	
STATUTORY EXPENDITURES		FOR NET DEBT COMPUTATION		ASSETS	
Pensions & F. I. C. A.	118,067.42	REAL PROPERTY VALUATIONS		Cash Dec. 31, 1983	545,607.73
Employee Fringe Benefits	42,060.00	Code Class # of Parcels % VAL'N		Taxes Receivable	48,690.91
Other Statutory Expenditures	100.00	1 Vacant Land 116 2.25		Tax Title Liens	3,495.24
CETA And Other Public Employment Programs		2 Residential 2231 91.05		Foreclosed Property	42,400.00
MUNICIPAL FUNCTIONS TOTAL	1,673,253.49	3 Farm 11 .39		Emergencies & Other Deferred Charges	78,200.00
CAPITAL IMPROVEMENTS *MEMO*	5,000.00	4a Commercial 47 5.09		State and Federal Aid Receivable	576.52
DEBT SERVICE		4b Industrial 8 1.22		Other Receivables	10,982.04
Principal Payments	464,400.00	4c Apartments		Total	729,952.44
Interest Payments	63,521.62	Total 2413		LIABILITIES, RESERVES, AND SURPLUS	
DEFERRED CHARGES		Land Area 3.50 Sq. Miles		Cash Liabilities	193,681.17
SCHOOL, COUNTY, SPECIAL DISTRICT TAXES	4,341,375.15	Net Valuation Taxable-Municipal		Reserves for Receivables	105,568.19
RESERVE FOR UNCOLLECTED TAXES	114,648.42	Net Valuation Taxable-County		Surplus Dec. 31, 1983	430,703.08
EXPENDITURES TOTAL	6,664,889.68	State Equalized Valuation		Total	729,952.44
		State Equalization Ratio			

0326
Population 1980 **9,050**
Population 1983 **9,298**
S & P Rating
Moody Rating

General Tax Rate Per \$100. **1.87**
State Equalized Tax Rate **1.50**

NORTH HANOVER TWP. — BURLINGTON CO.
Form of Government:
Township Committee
Number of Members on Governing Body — 5

PER CAPITA:
Gross Debt **25.00**
Net Debt **18.82**
Debt Service **6.20**
Total Tax Levy **100.10**
Municipal Expenditures **124.05**
PER CENT:
Gross Debt **.42**
Net Debt **.32**
Tax Levy Collected **96.66**
Tax Levy Cancelled, Abated or Adjusted **.31**

EXPENDITURES		REVENUES-REALIZED		1983 PROPERTY TAX	
GENERAL GOVERNMENT				STATE EQUALIZED TAX RATE \rightarrow	
Governing Body & Public Boards		1983 Property Taxes Collected		Local District School Taxes .44	268,350.00
Municipal Clerk		1983 Payments in Lieu of Taxes		Regional & Consolidated School Tax .46	278,048.05
Financial Administration	24,890.00	Delinquent Tax & Lien Collections		School Taxes in Municipal Budget	
Assessment of Taxes	11,225.00	Business Personalty Replacement Taxes		County Taxes .56	340,126.24
Collection of Taxes	9,965.00	Taxes from Public Utilities		County Library Taxes .03	19,216.63
Planning, Housing & Development	8,535.00	Other Miscellaneous Tax Revenues		Local Municipal Purpose Taxes	
Human Resources		State Aid Revenues		Veteran & Senior Citizen Taxes	17,350.00
Elections		Federal Aid Revenues		Total Taxes for Rate Computation 1.49	923,090.92
General Administration (other)	166,000.00	State and Local Fiscal Assistance Act Utilized		Special District Taxes	
JUDICIARY		Sale of Acquired Property		Bank Corp. Taxes	1,544.67
Municipal Courts	36,000.00	Other Miscellaneous Revenues		Added and Omitted Taxes	23,457.12
PUBLIC SAFETY		Total		Total Taxes Levied - ABSTRACT	930,742.71
Fire Protection	33,000.00	Prior Years Surplus Appropriated		Total Taxes Billed	914,220.18
Police Protection	120,301.00	REVENUES TOTAL		1983 TAXES COLLECTED	883,685.43
Civil Defense & Disaster Control	4,500.00	Reserve For Uncollected Taxes		1983 Taxes Cancelled, Abated or Adjusted	2,833.31
Environmental Inspection & Control	15,300.00	CAPITAL OUTLAY TOTAL		Transfer to Tax Title Liens or Foreclosed	616.70
Other Public Safety				Balance Outstanding Dec. 31, 1983	27,084.74
PUBLIC WORKS				PRIOR YEARS TAXES OUTSTANDING	
Streets and Drainage	316,883.66	Public Enterprises		Balance January 1, 1983	38,322.77
Sewers and Sewage Processing	4,200.00	Recreation—Culture		Collected in 1983	38,322.77
Garbage and Trash Disposal	57,100.00	Public Works		Cancelled, Abated or Adjusted 1983	
Public Buildings and Grounds	35,000.00	Buildings and Grounds		Transfers to Tax Title Liens or Foreclosed	
Other Public Works	48,000.00	Library and Education		Balance December 31, 1983	
HEALTH and WELFARE		Conservation		TAX TITLE LIENS OUTSTANDING	
Health Services Except Environmental	2,400.00	All Other		Balance January 1, 1983	1,977.26
Welfare-Public Assistance	7,900.00	CAPITAL DEBT AUTHORIZED, DECEMBER 31, 1983		Transfer From Taxes	616.70
Hospitals, Clinics, First Aid		ISSUED AND UNISSUED GROSS DEBT NET DEBT		Redeemed in 1983	1,384.76
Animal, Insect, & Rodent Control	500.00	School 57,474		Cancelled, Abated or Adjusted (1983)	
Other Welfare Services		Self-liquidating 174,985		Transfers to Foreclosed Property	
RECREATION and CONSERVATION		Other 232,459		Balance December 31, 1983	1,209.20
Beaches and Boardwalks		Total 174,985		PROPERTY ACQUIRED BY DEED OR FORECLOSURE	
Parks, Playgrounds, Shade Trees	29,000.00	ISSUED AND OUTSTANDING		Balance January 1, 1983	850.00
Land Reclamation & Conservation		School 57,474.84		Transfers From Taxes or Liens	
Other Recreational Services	3,800.00	Self-Liquidating 160,000.00		Sale for Cash (1983)	
EDUCATION (excluding schools)		Other 217,474.84		Cancelled, Abated or Adjusted (1983)	
Libraries	100.00	Total		Balance December 31, 1983	850.00
Other Educational Services	40,000.00	EQUALIZED VALUATION BASIS		CURRENT FINANCES DECEMBER 31, 1983	
STATUTORY EXPENDITURES		FOR NET DEBT COMPUTATION		ASSETS	
Pensions & F. I. C. A.	28,700.00	REAL PROPERTY VALUATIONS		Cash Dec. 31, 1983	1,204,435.00
Employee Fringe Benefits	9,000.00	Code Class # of Parcels % VAL'N ASSESSED VALUATION		Taxes Receivable	27,084.74
Other Statutory Expenditures	9,000.00	1 Vacant Land 151 5.10 2,435,290.00		Tax Title Liens	1,209.20
CETA And Other Public Employment Programs		2 Residential 541 56.16 26,793,370.00		Foreclosed Property	850.00
MUNICIPAL FUNCTIONS TOTAL	1,021,299.66	3 Farm 235 12.55 5,985,780.00		Emergencies & Other Deferred Charges	1,300.00
CAPITAL IMPROVEMENTS *MEMO*	50,000.00	4a Commercial 57 18.54 8,847,140.00		State and Federal Aid Receivable	80.82
DEBT SERVICE		4b Industrial 10 7.65 3,649,340.00		Other Receivables	252,227.93
Principal Payments	40,000.00	4c Apartments 10 7.65 3,649,340.00		Total	1,487,187.69
Interest Payments	17,633.15	Total 994 47,710,920.00		LIABILITIES, RESERVES, AND SURPLUS	
DEFERRED CHARGES	71.47	Land Area 17.38 Sq. Miles		Cash Liabilities	387,790.52
SCHOOL, COUNTY, SPECIAL DISTRICT TAXES	905,740.92	Net Valuation Taxable-Municipal		Reserves for Receivables	281,371.87
RESERVE FOR UNCOLLECTED TAXES	74,400.00	Net Valuation Taxable-County		Surplus Dec. 31, 1983	818,025.30
EXPENDITURES TOTAL	2,059,145.20	State Equalized Valuation		Total	1,487,187.69
		State Equalization Ratio 80.45			

1814
Population 1980 19,108
Population 1983 18,821
S & P Rating
Moody Rating A

General Tax Rate Per \$100. 3.98
State Equalized Tax Rate 2.81

NORTH PLAINFIELD BORO. - SOMERSET CO.
Form of Government:
Mayor-Council Plan E (OMCL 50)
Number of Members on Governing Body - 7

PER CAPITA:
Gross Debt 335.63
Net Debt 249.35
Debt Service 40.80
Total Tax Levy 572.31
Municipal Expenditures 315.13

PER CENT:
Gross Debt 1.78
Net Debt 1.32
Tax Levy Collected 97.23
Tax Levy Cancelled, Abated or Adjusted .01

EXPENDITURES		REVENUES-REALIZED		1983 PROPERTY TAX	
GENERAL GOVERNMENT				STATE EQUALIZED TAX RATE 2.81	
Governing Body & Public Boards		1983 Property Taxes Collected	10,504,737.37	Local District School Taxes	1.59 6,081,276.19
Municipal Clerk		1983 Payments in Lieu of Taxes		Regional & Consolidated School Tax	
Financial Administration	49,400.00	Delinquent Tax & Lien Collections	228,046.46	School Taxes in Municipal Budget	
Assessment of Taxes	16,960.00	Business Personalty Replacement Taxes	142,670.68	County Taxes	.47 1,811,921.68
Collection of Taxes		Taxes from Public Utilities	871,653.00	County Library Taxes	.04 141,054.29
Planning, Housing & Development	13,749.70	Other Miscellaneous Tax Revenues		Local Municipal Purpose Taxes	.71 2,707,212.36
Human Resources	600.00	State Aid Revenues	311,423.46	Veteran & Senior Citizen Taxes	171,600.00
Elections		Federal Aid Revenues		Total Taxes for Rate Computation	2.81 10,913,064.52
General Administration (other)	536,862.00	State and Local Fiscal Assistance Act Utilized	127,830.84	Special District Taxes	
JUDICIARY	77,660.00	Sale of Acquired Property		Bank Corp. Taxes	29,997.03
Municipal Courts		Other Miscellaneous Revenues	1,284,462.33	Added and Omitted Taxes	
PUBLIC SAFETY	777,400.00	Total	13,470,824.14	Total Taxes Levied - ABSTRACT	10,771,461.55
Fire Protection	1,370,596.79	Prior Years Surplus Appropriated	460,000.00	Total Taxes Billed	10,803,725.59
Police Protection	3,500.00	REVENUES TOTAL	13,930,824.14	1983 TAXES COLLECTED	10,504,737.37
Civil Defense & Disaster Control	22,900.00	Reserve For Uncollected Taxes	359,016.43	1983 Taxes Cancelled, Abated or Adjusted	767.46
Environmental Inspection & Control		CAPITAL OUTLAY TOTAL	331,745.10	Transfer to Tax Title Liens or Foreclosed	28,890.88
Other Public Safety				Balance Outstanding Dec. 31, 1983	269,329.88
PUBLIC WORKS	603,600.00	Public Enterprises		PRIOR YEARS TAXES OUTSTANDING	
Streets and Drainage	630,000.00	Recreation—Culture	2,794.80	Balance January 1, 1983	230,133.24
Sewers and Sewage Processing		Public Works	261,829.25	Collected in 1983	226,696.90
Garbage and Trash Disposal	53,200.00	Buildings and Grounds	67,121.05	Cancelled, Abated or Adjusted 1983	
Public Buildings and Grounds		Library and Education		Transfers to Tax Title Liens or Foreclosed	1,033.31
Other Public Works		Conservation		Balance December 31, 1983	2,403.03
HEALTH and WELFARE	53,735.00	All Other		TAX TITLE LIENS OUTSTANDING	
Health Services Except Environmental	13,945.00	CAPITAL DEBT AUTHORIZED, DECEMBER 31, 1983		Balance January 1, 1983	86,886.77
Welfare-Public Assistance	8,000.00	ISSUED AND UNISSUED GROSS DEBT NET DEBT		Transfer From Taxes	30,050.54
Hospitals, Clinics, First Aid		School 1,591,000		Redeemed in 1983	1,149.56
Animal, Insect, & Rodent Control		Self-Liquidating 4,725,966	4,693,060	Cancelled, Abated or Adjusted (1983)	
Other Welfare Services	100.00	Other 6,316,966	4,693,060	Transfers to Foreclosed Property	
RECREATION and CONSERVATION	5,000.00	ISSUED AND OUTSTANDING		Balance December 31, 1983	115,787.75
Beaches and Boardwalks		School 1,591,000.00		PROPERTY ACQUIRED BY DEED OR FORECLOSURE	
Parks, Playgrounds, Shade Trees		Self-Liquidating 3,940,000.00		Balance January 1, 1983	10,066.00
Land Reclamation & Conservation	51,000.00	Other 5,531,000.00		Transfers From Taxes or Liens	
Other Recreational Services		EQUALIZED VALUATION BASIS FOR NET DEBT COMPUTATION	355,369,402	Sole for Cash (1983)	
EDUCATION (excluding schools)	37,540.00	REAL PROPERTY VALUATIONS		Cancelled, Abated or Adjusted (1983)	
Libraries		Code Class # of Parcels % VAL'N ASSESSED VALUATION		Balance December 31, 1983	10,066.00
Other Educational Services		1 Vacant Land 119 .45 1,223,300.00		CURRENT FINANCES DECEMBER 31, 1983	
STATUTORY EXPENDITURES	475,375.00	2 Residential 4366 75.33 202,569,000.00		ASSETS	
Pensions & F. I. C. A.		3 Farm 34,402,900.00		Cash Dec. 31, 1983	1,283,653.16
Employee Fringe Benefits	1,000.00	4a Commercial 220 12.79 606,300.00		Taxes Receivable	271,732.91
Other Statutory Expenditures		4b Industrial 4 .23 30,111,000.00		Tax Title Liens	115,787.75
CETA And Other Public Employment Programs	4,801,225.49	4c Apartments 26 11.20 268,912,500.00		Foreclosed Property	10,066.66
MUNICIPAL FUNCTIONS TOTAL	58,000.00	Total 4735		Emergencies & Other Deferred Charges	893.71
CAPITAL IMPROVEMENTS *MEMO*		Land Area 2.70 Sq. Miles		State and Federal Aid Receivable	67,541.29
DEBT SERVICE	220,000.00	Net Valuation Taxable-Municipal	270,500,182	Other Receivables	1,749,675.48
Principal Payments	547,872.34	Net Valuation Taxable-County	362,579,171	LIABILITIES, RESERVES, AND SURPLUS	
Interest Payments		State Equalized Valuation	382,160,142	Cash Liabilities	668,187.02
DEFERRED CHARGES	3,000.00	State Equalization Ratio	70.66	Reserves for Receivables	458,618.61
SCHOOL, COUNTY, SPECIAL DISTRICT TAXES	8,034,252.16			Surplus Dec. 31, 1983	622,869.85
RESERVE FOR UNCOLLECTED TAXES	359,016.43			Total	1,749,675.48
EXPENDITURES TOTAL	13,965,366.42				

0507

Population 1980 4,714
 Population 1983 4,796
 S & P Rating AAA
 Moody Rating AAA

General Tax Rate Per \$100. 1.69
 State Equalized Tax Rate 1.62

NORTH WILDWOOD CITY – CAPE MAY CO.

Form of Government:

City Charter Act (P.L. 1899 c. 52)

Number of Members on Governing Body – 7

PER CAPITA:

Gross Debt 1,146.78
 Net Debt 1,141.63
 Debt Service 133.31
 Total Tax Levy 1,331.70
 Municipal Expenditures 1,197.69

PER CENT:

Gross Debt 1.53
 Net Debt 1.52
 Tax Levy Collected 88.95
 Tax Levy Cancelled, Abated or Adjusted

EXPENDITURES		REVENUES-REALIZED		1983 PROPERTY TAX	
GENERAL GOVERNMENT				STATE EQUALIZED TAX RATE →	
Governing Body & Public Boards		1983 Property Taxes Collected	5,671,392.05	Local District School Taxes .36	1,403,449.00
Municipal Clerk		1983 Payments in Lieu of Taxes		Regional & Consolidated School Tax	
Financial Administration	79,230.00	Delinquent Tax & Lien Collections	655,262.48	School Taxes in Municipal Budget	
Assessment of Taxes	46,188.00	Business Personalty Replacement Taxes	98,178.96	County Taxes .41	1,599,087.32
Collection of Taxes	70,956.91	Taxes from Public Utilities	388,359.00	County Library Taxes .02	96,929.22
Planning, Housing & Development	9,886.11	Other Miscellaneous Tax Revenues		Local Municipal Purpose Taxes .83	3,250,770.61
Human Resources		State Aid Revenues	28,946.61	Veteran & Senior Citizen Taxes	110,850.00
Elections	1,000.00	Federal Aid Revenues		Total Taxes for Rate Computation 1.62	6,461,086.15
General Administration (other)	673,488.68	State and Local Fiscal Assistance Act Utilized	131,727.00	Special District Taxes	
JUDICIARY		Sale of Acquired Property		Bank Corp. Taxes	9,299.79
Municipal Courts	77,952.31	Other Miscellaneous Revenues	1,070,803.40	Added and Omitted Taxes	27,298.71
PUBLIC SAFETY		Total	8,044,669.50	Total Taxes Levied - ABSTRACT	6,386,834.65
Fire Protection	251,528.00	Prior Years Surplus Appropriated	418,711.00	Total Taxes Billed	6,375,880.50
Police Protection	984,680.00	REVENUES TOTAL	8,463,380.50	1983 TAXES COLLECTED	5,671,392.05
Civil Defense & Disaster Control	5,332.00	Reserve For Uncollected Taxes	682,805.45	1983 Taxes Cancelled, Abated or Adjusted	
Environmental Inspection & Control	89,686.22	CAPITAL OUTLAY TOTAL	526,752.01	Transfer to Tax Title Liens or Foreclosed Balance Outstanding Dec. 31, 1983	27,009.93
Other Public Safety					677,478.52
PUBLIC WORKS				PRIOR YEARS TAXES OUTSTANDING	
Streets and Drainage	581,019.45	Public Enterprises		Balance January 1, 1983	607,801.59
Sewers and Sewage Processing	218,932.00	Recreation—Culture	15,636.61	Collected in 1983	521,764.69
Garbage and Trash Disposal	295,000.00	Public Works	96,478.24	Cancelled, Abated or Adjusted 1983	
Public Buildings and Grounds	72,289.00	Buildings and Grounds	414,637.16	Transfers to Tax Title Liens or Foreclosed	12,802.35
Other Public Works	47,000.00	Library and Education		Balance December 31, 1983	73,234.55
HEALTH and WELFARE		Conservation		TAX TITLE LIENS OUTSTANDING	
Health Services Except Environmental	13,833.00	All Other		Balance January 1, 1983	158,692.28
Welfare-Public Assistance	2,193.00			Transfer From Taxes	43,045.95
Hospitals, Clinics, First Aid				Redeemed in 1983	133,497.79
Animal, Insect, & Rodent Control	3,900.24			Cancelled, Abated or Adjusted (1983)	
Other Welfare Services				Transfers to Foreclosed Property	
RECREATION and CONSERVATION				Balance December 31, 1983	68,240.44
Beaches and Boardwalks	186,608.25			PROPERTY ACQUIRED BY DEED OR FORECLOSURE	
Parks, Playgrounds, Shade Trees				Balance January 1, 1983	31,895.50
Land Reclamation & Conservation				Transfers From Taxes or Liens	
Other Recreational Services	89,455.00			Sale for Cash (1983)	
EDUCATION (excluding schools)				Cancelled, Abated or Adjusted (1983)	
Libraries				Balance December 31, 1983	31,895.50
Other Educational Services				CURRENT FINANCES DECEMBER 31, 1983	
STATUTORY EXPENDITURES				ASSETS	
Pensions & F. I. C. A.	337,400.00			Cash Dec. 31, 1983	858,150.78
Employee Fringe Benefits	212,000.00			Taxes Receivable	750,713.07
Other Statutory Expenditures	25,250.00			Tax Title Liens	68,240.44
CETA And Other Public Employment Programs				Foreclosed Property	31,895.50
MUNICIPAL FUNCTIONS				Emergencies & Other Deferred Charges	196,730.17
CAPITAL IMPROVEMENTS				State and Federal Aid Receivable	
DEBT SERVICE				Other Receivables	
Principal Payments	305,000.00			Total	1,905,729.96
Interest Payments	334,345.00			LIABILITIES, RESERVES, AND SURPLUS	
DEFERRED CHARGES				Cash Liabilities	507,110.00
SCHOOL, COUNTY, SPECIAL DISTRICT TAXES	47,177.54			Reserves for Receivables	850,849.01
RESERVE FOR UNCOLLECTED TAXES	3,099,465.54			Surplus Dec. 31, 1983	547,770.95
EXPENDITURES				Total	1,905,729.96
TOTAL	8,843,601.70				

0118
 Population 1980 7,795
 Population 1983 7,720
 S & P Rating AAA
 Moody Rating AAA

General Tax Rate Per \$100. 4.05
 State Equalized Tax Rate 2.51

NORTHFIELD CITY - ATLANTIC COUNTY
Form of Government:
City Charter Act (P.L. 1897 c. 30)
Number of Members on Governing Body - 7

PER CAPITA:
 Gross Debt 691.12
 Net Debt 661.64
 Debt Service 66.59
 Total Tax Levy 806.90
 Municipal Expenditures 411.90

PER CENT:
 Gross Debt 2.27
 Net Debt 2.17
 Tax Levy Collected 94.32
 Tax Levy Cancelled, Abated or Adjusted 2.59

EXPENDITURES		REVENUES-REALIZED		1983 PROPERTY TAX	
GENERAL GOVERNMENT				STATE EQUALIZED TAX RATE	
Governing Body & Public Boards		1983 Property Taxes Collected	5,870,520.89	Local District School Taxes .88	2,178,185.00
Municipal Clerk		1983 Payments in Lieu of Taxes		Regional & Consolidated School Tax .57	1,402,660.53
Financial Administration	28,993.00	Delinquent Tax & Lien Collections	236,039.42	School Taxes in Municipal Budget .03	61,767.87
Assessment of Taxes	8,565.00	Business Personalty Replacement Taxes	93,912.60	County Taxes .48	* 1,186,088.70
Collection of Taxes	32,576.00	Taxes from Public Utilities	494,188.00	County Library Taxes .03	62,565.54
Planning, Housing & Development	11,608.00	Other Miscellaneous Tax Revenues		Local Municipal Purpose Taxes .53	1,299,772.55
Human Resources	1,500.00	State Aid Revenues	70,697.16	Veteran & Senior Citizen Taxes	103,650.00
Elections	3,286.19	Federal Aid Revenues		Total Taxes for Rate Computation 2.52	6,294,690.19
General Administration (other)	213,831.29	State and Local Fiscal Assistance Act Utilized	58,366.00	Special District Taxes	
JUDICIARY		Sale of Acquired Property		Bank Corp. Taxes	9,604.66
Municipal Courts	31,386.00	Other Miscellaneous Revenues	852,154.58	Added and Omitted Taxes	28,588.17
PUBLIC SAFETY		Total	7,675,878.65	Total Taxes Levied - ABSTRACT	6,229,233.02
Fire Protection	211,618.35	Prior Years Surplus Appropriated	275,000.00	Total Taxes Billed	6,223,832.55
Police Protection	645,172.87	REVENUES TOTAL	7,950,878.65	1983 TAXES COLLECTED	5,870,520.89
Civil Defense & Disaster Control	5,012.27	Reserve For Uncollected Taxes	261,350.86	1983 Taxes Cancelled, Abated or Adjusted	161,469.45
Environmental Inspection & Control	32,007.02			Transfer to Tax Title Liens or Foreclosed	21,225.27
Other Public Safety		CAPITAL OUTLAY TOTAL	483,656.97	Balance Outstanding Dec. 31, 1983	170,616.94
PUBLIC WORKS				PRIOR YEARS TAXES OUTSTANDING	
Streets and Drainage	334,323.46	Public Enterprises		Balance January 1, 1983	243,708.12
Sewers and Sewage Processing	347,749.52	Recreation—Culture		Collected in 1983	222,549.56
Garbage and Trash Disposal	48,600.00	Public Works	483,656.97	Cancelled, Abated or Adjusted 1983	
Public Buildings and Grounds	97,355.41	Buildings and Grounds		Transfers to Tax Title Liens or Foreclosed	
Other Public Works	39,000.00	Library and Education		Balance December 31, 1983	21,158.56
HEALTH and WELFARE		Conservation		TAX TITLE LIENS OUTSTANDING	
Health Services Except Environmental		All Other		Balance January 1, 1983	9,872.63
Welfare-Public Assistance	1,430.00	CAPITAL DEBT AUTHORIZED, DECEMBER 31, 1983		Transfer From Taxes	21,225.27
Hospitals, Clinics, First Aid		ISSUED AND UNISSUED		Redeemed in 1983	13,489.86
Animal, Insect, & Rodent Control	8,142.65	School	227,551	Cancelled, Abated or Adjusted (1983)	
Other Welfare Services		Self-liquidating		Transfers to Foreclosed Property	
RECREATION and CONSERVATION		Other	5,107,871	Balance December 31, 1983	17,608.04
Beaches and Boardwalks		Total	5,335,423	PROPERTY ACQUIRED BY DEED OR FORECLOSURE	
Parks, Playgrounds, Shade Trees	38,421.00			Balance January 1, 1983	19,233.50
Land Reclamation & Conservation		ISSUED AND OUTSTANDING		Transfers From Taxes or Liens	
Other Recreational Services	567.30	School	227,551.50	Sale for Cash (1983)	
EDUCATION (excluding schools)		Self-Liquidating		Cancelled, Abated or Adjusted (1983)	
Libraries	21,437.67	Other	5,102,000.00	Balance December 31, 1983	19,233.50
Other Educational Services		Total	5,329,551.50	CURRENT FINANCES DECEMBER 31, 1983	
STATUTORY EXPENDITURES		EQUALIZED VALUATION BASIS		ASSETS	
Pensions & F. I. C. A.	150,909.00	FOR NET DEBT COMPUTATION	234,995,728	Cash Dec. 31, 1983	564,039.66
Employee Fringe Benefits	74,100.00	REAL PROPERTY VALUATIONS		Taxes Receivable	191,775.50
Other Statutory Expenditures	14,000.00	Code Class # of Parcels % VAL'N		Tax Title Liens	17,608.04
CETA And Other Public Employment Programs		1 Vacant Land 347 5.13		Foreclosed Property	19,233.50
MUNICIPAL FUNCTIONS TOTAL	2,401,592.00	2 Residential 2519 70.60		Emergencies & Other Deferred Charges	
CAPITAL IMPROVEMENTS *MEMO*	35,000.00	3 Farm 9 .35		State and Federal Aid Receivable	2,372.23
DEBT SERVICE		4a Commercial 158 23.79		Other Receivables	28,820.05
Principal Payments	211,000.00	4b Industrial 1 .07		Total	823,848.98
Interest Payments	303,051.42	4c Apartments 2 .07		LIABILITIES, RESERVES, AND SURPLUS	
TYPE I SCHL DEBT *MEMO	62,252.50	Total 3036		Cash Liabilities	286,129.23
DEFERRED CHARGES	2,880.00	Land Area 3.50 Sq. Miles		Reserves for Receivables	257,437.09
SCHOOL, COUNTY, SPECIAL DISTRICT TAXES	4,891,267.64	Net Valuation Taxable-Municipal	152,968,997	Surplus Dec. 31, 1983	280,282.66
RESERVE FOR UNCOLLECTED TAXES	261,350.86	Net Valuation Taxable-County	251,949,455	Total	823,848.98
EXPENDITURES TOTAL	8,071,141.92	State Equalized Valuation	246,505,334		
		State Equalization Ratio	61.92		

1981/3000

* ABOVE DEBT SERVICE INCLUDES TYPE I SCHOOL DEBT

*Includes County Health Service Taxes or County Vocational School Taxes. See Table 13.

0240
Population 1980 5,046
Population 1983 5,023
S & P Rating
Moody Rating A

General Tax Rate Per \$100. 3.97
State Equalized Tax Rate 2.28

NORTHVALE BOROUGH – BERGEN COUNTY
Form of Government:
Borough Council
Number of Members on Governing Body – 6

PER CAPITA:
Gross Debt 631.75
Net Debt 562.25
Debt Service 102.83
Total Tax Levy 1,118.16
Municipal Expenditures 480.17

PER CENT:
Gross Debt 1.47
Net Debt 1.31
Tax Levy Collected 98.44
Tax Levy Cancelled, Abated or Adjusted .11

EXPENDITURES		REVENUES-REALIZED		1983 PROPERTY TAX	
GENERAL GOVERNMENT				STATE EQUALIZED TAX RATE	
Governing Body & Public Boards		1983 Property Taxes Collected	5,523,724.01	Local District School Taxes .73	1,763,834.50
Municipal Clerk		1983 Payments in Lieu of Taxes		Regional & Consolidated School Tax .63	1,519,533.26
Financial Administration	13,400.00	Delinquent Tax & Lien Collections	109,695.69	School Taxes in Municipal Budget	
Assessment of Taxes	12,285.00	Business Personalty Replacement Taxes	205,392.68	County Taxes .35	848,706.18
Collection of Taxes	8,800.00	Taxes from Public Utilities	361,506.65	County Library Taxes	
Planning, Housing & Development	17,050.00	Other Miscellaneous Tax Revenues		Local Municipal Purpose Taxes .58	1,412,997.18
Human Resources		State Aid Revenues	41,364.50	Veteran & Senior Citizen Taxes	52,650.00
Elections	1,350.00	Federal Aid Revenues		Total Taxes for Rate Computation 2.29	5,597,721.12
General Administration (other)	196,606.71	State and Local Fiscal Assistance Act Utilized	61,000.00	Special District Taxes	
JUDICIARY		Sale of Acquired Property		Bank Corp. Taxes	10,839.74
Municipal Courts	24,500.00	Other Miscellaneous Revenues	187,325.82	Added and Omitted Taxes	60,603.91
PUBLIC SAFETY		Total	6,490,009.35	Total Taxes Levied - ABSTRACT	5,616,514.77
Fire Protection	67,940.00	Prior Years Surplus Appropriated	30,000.00	Total Taxes Billed	5,611,353.35
Police Protection	488,389.00	REVENUES TOTAL	6,520,009.35	1983 TAXES COLLECTED	5,523,724.01
Civil Defense & Disaster Control	500.00	Reserve For Uncollected Taxes	164,302.29	1983 Taxes Cancelled, Abated or Adjusted	6,087.32
Environmental Inspection & Control	25,710.00	CAPITAL OUTLAY TOTAL	157,062.24	Transfer to Tax Title Liens or Foreclosed	76.98
Other Public Safety				Balance Outstanding Dec. 31, 1983	81,465.04
PUBLIC WORKS				PRIOR YEARS TAXES OUTSTANDING	
Streets and Drainage	206,105.00	Public Enterprises		Balance January 1, 1983	121,372.13
Sewers and Sewage Processing	172,027.70	Recreation—Culture	250.00	Collected in 1983	109,695.69
Garbage and Trash Disposal	212,000.00	Public Works	143,557.42	Cancelled, Abated or Adjusted 1983	30.03
Public Buildings and Grounds	3,600.00	Buildings and Grounds	13,254.82	Transfers to Tax Title Liens or Foreclosed	
Other Public Works	21,200.00	Library and Education		Balance December 31, 1983	11,646.41
HEALTH and WELFARE		Conservation		TAX TITLE LIENS OUTSTANDING	
Health Services Except Environmental	21,660.00	All Other		Balance January 1, 1983	351.61
Welfare-Public Assistance	1,466.00	CAPITAL DEBT AUTHORIZED, DECEMBER 31, 1983		Transfer From Taxes	76.98
Hospitals, Clinics, First Aid		ISSUED AND UNISSUED		Redeemed in 1983	
Animal, Insect, & Rodent Control		School	342,515	Cancelled, Abated or Adjusted (1983)	
Other Welfare Services		Self-liquidating		Transfers to Foreclosed Property	
RECREATION and CONSERVATION		Other	2,830,763	Balance December 31, 1983	428.59
Beaches and Boardwalks		Total	3,173,279	PROPERTY ACQUIRED BY DEED OR FORECLOSURE	
Parks, Playgrounds, Shade Trees	1,925.00			Balance January 1, 1983	42,335.00
Land Reclamation & Conservation				Transfers From Taxes or Liens	
Other Recreational Services	11,825.00			Sale for Cash (1983)	
EDUCATION (excluding schools)				Cancelled, Abated or Adjusted (1983)	
Libraries	26,250.00			Balance December 31, 1983	42,335.00
Other Educational Services	3,200.00			CURRENT FINANCES DECEMBER 31, 1983	
STATUTORY EXPENDITURES				ASSETS	
Pensions & F. I. C. A.	113,694.00			Cash Dec. 31, 1983	257,040.71
Employee Fringe Benefits	34,300.00			Taxes Receivable	93,111.45
Other Statutory Expenditures				Tax Title Liens	428.59
CETA And Other Public Employment Programs				Foreclosed Property	42,335.00
MUNICIPAL FUNCTIONS				Emergencies & Other Deferred Charges	54,275.34
CAPITAL IMPROVEMENTS				State and Federal Aid Receivable	
DEBT SERVICE				Other Receivables	66,120.95
Principal Payments	330,000.00			Total	513,312.04
Interest Payments	186,516.75			LIABILITIES, RESERVES, AND SURPLUS	
				Cash Liabilities	117,383.40
DEFERRED CHARGES				Reserves for Receivables	201,995.99
SCHOOL, COUNTY, SPECIAL DISTRICT TAXES	4,132,073.94			Surplus Dec. 31, 1983	193,932.65
RESERVE FOR UNCOLLECTED TAXES	164,302.29			Total	513,312.04
EXPENDITURES TOTAL	6,543,969.66				

0241
Population 1980 4,413
Population 1983 4,502
S & P Rating A
Moody Rating A

General Tax Rate Per \$100. 3.88
State Equalized Tax Rate 2.23

NORWOOD BOROUGH - BERGEN COUNTY
Form of Government:
Borough Council
Number of Members on Governing Body - 6

PER CAPITA:
Gross Debt 824.85
Net Debt 717.76
Debt Service 88.69
Total Tax Levy 1,044.65
Municipal Expenditures 481.45

PER CENT:
Gross Debt 1.93
Net Debt 1.68
Tax Levy Collected 96.57
Tax Levy Cancelled, Abated or Adjusted .03

EXPENDITURES		REVENUES-REALIZED		1983 PROPERTY TAX	
GENERAL GOVERNMENT		1983 Property Taxes Collected		STATE EQUALIZED TAX RATE	
Governing Body & Public Boards			4,505,359.05	Local District School Taxes .75	1,579,097.50
Municipal Clerk		1983 Payments in Lieu of Taxes	102,931.70	Regional & Consolidated School Tax .67	1,409,594.83
Financial Administration	5,250.00	Delinquent Tax & Lien Collections	61,562.92	School Taxes in Municipal Budget	
Assessment of Taxes	11,458.00	Business Personalty Replacement Taxes	498,473.00	County Taxes	702,991.21
Collection of Taxes	2,482.00	Other Miscellaneous Tax Revenues	39,858.60	County Library Taxes	
Planning, Housing & Development	14,870.00	State Aid Revenues	47,471.00	Local Municipal Purpose Taxes	982,868.00
Human Resources		Federal Aid Revenues	4,200.00	Veteran & Senior Citizen Taxes	44,600.00
Elections		Sale of Acquired Property	113,955.70	Total Taxes for Rate Computation 2.22	4,719,151.54
General Administration (other)	204,738.40	Other Miscellaneous Revenues	5,373,811.97	Special District Taxes	
JUDICIARY		Total	5,923,811.97	Bank Corp. Taxes	7,806.04
Municipal Courts	11,230.00	Prior Years Surplus Appropriated	550,000.00	Added and Omitted Taxes	20,660.69
PUBLIC SAFETY		REVENUES TOTAL	5,923,811.97	Total Taxes Levied - ABSTRACT	4,703,018.27
Fire Protection	71,915.00	Reserve For Uncollected Taxes	329,427.59	Total Taxes Billed	4,665,355.73
Police Protection	481,521.16	CAPITAL OUTLAY TOTAL	65,668.12	1983 TAXES COLLECTED	4,505,359.05
Civil Defense & Disaster Control		Public Enterprises		1983 Taxes Cancelled, Abated or Adjusted	1,602.44
Environmental Inspection & Control	29,466.00	Recreation—Culture	24,575.68	Transfer to Tax Title Liens or Foreclosed	6,665.84
Other Public Safety		Public Works	41,092.44	Balance Outstanding Dec. 31, 1983	151,728.40
PUBLIC WORKS		Buildings and Grounds		PRIOR YEARS TAXES OUTSTANDING	
Streets and Drainage	204,471.00	Library and Education		Balance January 1, 1983	104,598.85
Sewers and Sewage Processing	127,447.50	Conservation		Collected in 1983	102,931.70
Garbage and Trash Disposal	36,000.00	All Other		Cancelled, Abated or Adjusted 1983	1,598.37
Public Buildings and Grounds	21,567.00	CAPITAL DEBT AUTHORIZED, DECEMBER 31, 1983		Transfers to Tax Title Liens or Foreclosed	68.78
Other Public Works		ISSUED AND UNISSUED		Balance December 31, 1983	
HEALTH and WELFARE		School	482,131	TAX TITLE LIENS OUTSTANDING	
Health Services Except Environmental	17,139.00	Self-liquidating	3,231,340	Balance January 1, 1983	41,490.92
Welfare-Public Assistance	1,000.00	Other	3,713,471	Transfer From Taxes	6,752.09
Hospitals, Clinics, First Aid		Total	3,713,471	Redeemed in 1983	
Animal, Insect, & Rodent Control		ISSUED AND OUTSTANDING		Cancelled, Abated or Adjusted (1983)	
Other Welfare Services		School	482,131.28	Transfers to Foreclosed Property	
RECREATION and CONSERVATION		Self-Liquidating	2,718,400.00	Balance December 31, 1983	48,243.01
Beaches and Boardwalks	20.00	Other	3,200,531.28	PROPERTY ACQUIRED BY DEED OR FORECLOSURE	
Parks, Playgrounds, Shade Trees	13,307.00	Total	3,200,531.28	Balance January 1, 1983	161,451.66
Land Reclamation & Conservation		EQUALIZED VALUATION BASIS		Transfers From Taxes or Liens	
Other Recreational Services		FOR NET DEBT COMPUTATION	192,171,167	Sale for Cash (1983)	4,200.00
EDUCATION (excluding schools)		REAL PROPERTY VALUATIONS		Cancelled, Abated or Adjusted (1983)	
Libraries	15,000.00	Code Class # of Parcels % VAL'N	ASSESSED VALUATION	Balance December 31, 1983	157,251.66
Other Educational Services	10,000.00	1 Vacant Land 214 3.46	4,137,800.00	CURRENT FINANCES DECEMBER 31, 1983	
STATUTORY EXPENDITURES		2 Residential 1274 72.58	86,880,035.00	ASSETS	
Pensions & F. I. C. A.	93,776.84	3 Farm 2 .04	46,700.00	Cash Dec. 31, 1983	857,342.55
Employee Fringe Benefits	36,923.00	4a Commercial 54 5.94	7,109,700.00	Taxes Receivable	151,728.40
Other Statutory Expenditures	6,000.00	4b Industrial 38 17.99	21,534,400.00	Tax Title Liens	48,243.01
CETA And Other Public Employment Programs		4c Apartments		Foreclosed Property	157,251.66
MUNICIPAL FUNCTIONS TOTAL	1,415,581.90	Total 1582	119,708,635.00	Emergencies & Other Deferred Charges	81,136.55
CAPITAL IMPROVEMENTS *MEMO*	18,000.00	Land Area 2.90 Sq. Miles		State and Federal Aid Receivable	
DEBT SERVICE		Net Valuation Taxable-Municipal	120,652,132	Other Receivables	
Principal Payments	220,873.83	Net Valuation Taxable-County	199,499,597	Total	1,295,702.17
Interest Payments	178,416.26	State Equalized Valuation	209,604,811	LIABILITIES, RESERVES, AND SURPLUS	
DEFERRED CHARGES	23,196.40	State Equalization Ratio	57.37	Cash Liabilities	371,647.27
SCHOOL, COUNTY, SPECIAL DISTRICT TAXES	3,691,083.54			Reserves for Receivables	357,223.07
RESERVE FOR UNCOLLECTED TAXES	329,427.59			Surplus Dec. 31, 1983	566,831.83
EXPENDITURES TOTAL	5,859,179.52			Total	1,295,702.17

0716

Population 1980 28,998
 Population 1983 28,929
 S & P Rating A+
 Moody Rating A1

General Tax Rate Per \$100.
 5.41
 State Equalized Tax Rate
 3.35

NUTLEY TOWNSHIP – ESSEX COUNTY**Form of Government:****Commission (1911)****Number of Members on Governing Body – 5**

PER CAPITA:

Gross Debt 206.80
 Net Debt 171.62
 Debt Service 16.88
 Total Tax Levy 925.13
 Municipal Expenditures 387.51

PER CENT:

Gross Debt .82
 Net Debt .68
 Tax Levy Collected 98.46
 Tax Levy Cancelled, Abated
 or Adjusted .29

EXPENDITURES		REVENUES-REALIZED		1983 PROPERTY TAX	
GENERAL GOVERNMENT				STATE EQUALIZED TAX RATE	
Governing Body & Public Boards	6,500.00	1983 Property Taxes Collected	26,302,019.98	Local District School Taxes 1.46	11,591,075.00
Municipal Clerk	77,000.00	1983 Payments in Lieu of Taxes		Regional & Consolidated School Tax	
Financial Administration	115,000.00	Delinquent Tax & Lien Collections	309,821.74	School Taxes in Municipal Budget	
Assessment of Taxes	84,000.00	Business Personality Replacement Taxes	600,198.96	County Taxes 1.07	8,502,066.89
Collection of Taxes	77,800.00	Taxes from Public Utilities	1,704,779.00	County Library Taxes	
Planning, Housing & Development	24,799.00	Other Miscellaneous Tax Revenues		Local Municipal Purpose Taxes .82	6,537,443.12
Human Resources	26,246.00	State Aid Revenues	276,754.26	Veteran & Senior Citizen Taxes	340,350.00
Elections		Federal Aid Revenues	5,127.77	Total Taxes for Rate Computation 3.35	26,970,935.01
General Administration (other)	581,272.00	State and Local Fiscal Assistance Act Utilized	381,796.00	Special District Taxes	
JUDICIARY		Sale of Acquired Property		Bank Corp. Taxes	56,794.53
Municipal Courts	75,544.00	Other Miscellaneous Revenues	1,109,249.95	Added and Omitted Taxes	75,750.82
PUBLIC SAFETY		Total	30,689,747.68	Total Taxes Levied - ABSTRACT	26,763,130.36
Fire Protection	865,122.00	Prior Years Surplus Appropriated	700,000.00	Total Taxes Billed	26,713,681.94
Police Protection	2,276,400.47	REVENUES TOTAL	31,389,747.68	1983 TAXES COLLECTED	26,302,019.98
Civil Defense & Disaster Control	25,781.00	Reserve For Uncollected Taxes	1,057,608.84	1983 Taxes Cancelled, Abated or Adjusted	78,014.20
Environmental Inspection & Control	108,646.00	CAPITAL OUTLAY TOTAL	654,739.32	Transfer to Tax Title Liens or Foreclosed	34,679.75
Other Public Safety	5,580.00			Balance Outstanding Dec. 31, 1983	298,968.01
PUBLIC WORKS				PRIOR YEARS TAXES OUTSTANDING	
Streets and Drainage	622,498.46	Public Enterprises		Balance January 1, 1983	323,245.90
Sewers and Sewage Processing	1,057,155.15	Recreation—Culture	37,142.16	Collected in 1983	276,491.01
Garbage and Trash Disposal	827,640.00	Public Works	25.00	Cancelled, Abated or Adjusted 1983	20,161.16
Public Buildings and Grounds	235,000.00	Buildings and Grounds	617,572.16	Transfers to Tax Title Liens or Foreclosed	14,148.72
Other Public Works	40,000.00	Library and Education		Balance December 31, 1983	12,445.01
HEALTH and WELFARE		Conservation		TAX TITLE LIENS OUTSTANDING	
Health Services Except Environmental	302,298.00	All Other		Balance January 1, 1983	36,706.25
Welfare-Public Assistance	27,350.00			Transfer From Taxes	50,183.59
Hospitals, Clinics, First Aid				Redeemed in 1983	33,330.73
Animal, Insect, & Rodent Control	2,000.00			Cancelled, Abated or Adjusted (1983)	2,000.00
Other Welfare Services	19,000.00			Transfers to Foreclosed Property	
RECREATION and CONSERVATION				Balance December 31, 1983	51,559.11
Beaches and Boardwalks				PROPERTY ACQUIRED BY DEED OR	
Parks, Playgrounds, Shade Trees	495,400.00			FORECLOSURE	
Land Reclamation & Conservation				Balance January 1, 1983	32,347.00
Other Recreational Services	96,000.00			Transfers From Taxes or Liens	
EDUCATION (excluding schools)				Sale for Cash (1983)	
Libraries	334,803.00			Cancelled, Abated or Adjusted (1983)	
Other Educational Services	7,000.00			Balance December 31, 1983	32,347.00
STATUTORY EXPENDITURES				CURRENT FINANCES DECEMBER 31, 1983	
Pensions & F. I. C. A.	874,902.28			ASSETS	
Employee Fringe Benefits	320,000.00			Cash Dec. 31, 1983	2,838,754.97
Other Statutory Expenditures	40,000.00			Taxes Receivable	311,413.02
CETA And Other Public Employment Programs				Tax Title Liens	51,559.11
MUNICIPAL FUNCTIONS TOTAL	9,650,737.36			Foreclosed Property	32,347.00
CAPITAL IMPROVEMENTS *MEMO*	1,000.00			Emergencies & Other Deferred Charges	4,096.00
DEBT SERVICE				State and Federal Aid Receivable	60,783.89
Principal Payments	120,000.00			Other Receivables	51,755.49
Interest Payments	368,197.24			Total	3,350,709.48
DEFERRED CHARGES				LIABILITIES, RESERVES, AND SURPLUS	
SCHOOL, COUNTY, SPECIAL DISTRICT TAXES	13,650.63			Cash Liabilities	833,425.57
RESERVE FOR UNCOLLECTED TAXES	20,093,141.89			Reserves for Receivables	447,074.62
EXPENDITURES TOTAL	31,303,335.96			Surplus Dec. 31, 1983	2,070,209.29
				Total	3,350,709.48

0242
Population 1980 13,443
Population 1983 13,348
S & P Rating A
Moody Rating A

General Tax Rate Per \$100. 5.00
State Equalized Tax Rate 2.75

OAKLAND BOROUGH - BERGEN COUNTY
Form of Government:
Borough Council
Number of Members on Governing Body - 6

PER CAPITA:
Gross Debt 427.42
Net Debt 284.96
Debt Service 49.83
Total Tax Levy 954.00
Municipal Expenditures 353.23

PER CENT:
Gross Debt 1.34
Net Debt .89
Tax Levy Collected 97.64
Tax Levy Cancelled, Abated or Adjusted .11

EXPENDITURES		REVENUES-REALIZED		1983 PROPERTY TAX	
GENERAL GOVERNMENT		1983 Property Taxes Collected		STATE EQUALIZED TAX RATE	
Governing Body & Public Boards			12,437,011.07	Local District School Taxes	1.21
Municipal Clerk	58,535.00	1983 Payments in Lieu of Taxes	16,155.19	Regional & Consolidated School Tax	.58
Financial Administration	34,194.00	Delinquent Tax & Lien Collections	344,418.25	School Taxes in Municipal Budget	
Assessment of Taxes	24,400.00	Business Personalty Replacement Taxes	139,196.20	County Taxes	.35
Collection of Taxes	52,072.00	Taxes from Public Utilities	765,358.00	County Library Taxes	
Planning, Housing & Development	10,082.00	Other Miscellaneous Tax Revenues		Local Municipal Purpose Taxes	.60
Human Resources	2,700.00	State Aid Revenues	118,779.80	Veteran & Senior Citizen Taxes	
Elections	766,497.77	Federal Aid Revenues		Total Taxes for Rate Computation	2.74
General Administration (other)		State and Local Fiscal Assistance Act Utilized	111,807.00	Special District Taxes	
JUDICIARY		Sale of Acquired Property		Bank Corp. Taxes	17,795.90
Municipal Courts	46,333.00	Other Miscellaneous Revenues	427,943.50	Added and Omitted Taxes	70,522.85
PUBLIC SAFETY		Total	14,360,669.01	Total Taxes Levied - ABSTRACT	12,734,039.55
Fire Protection	86,380.00	Prior Years Surplus Appropriated	295,000.00	Total Taxes Billed	12,738,081.30
Police Protection	977,845.02	REVENUES TOTAL	14,655,669.01	1983 TAXES COLLECTED	12,437,011.07
Civil Defense & Disaster Control	5,400.00	Reserve For Uncollected Taxes	633,921.46	1983 Taxes Cancelled, Abated or Adjusted	14,370.00
Environmental Inspection & Control	33,379.00			Transfer to Tax Title Liens or Foreclosed	3,045.00
Other Public Safety		CAPITAL OUTLAY TOTAL	326,415.46	Balance Outstanding Dec. 31, 1983	283,655.23
PUBLIC WORKS				PRIOR YEARS TAXES OUTSTANDING	
Streets and Drainage	359,200.00	Public Enterprises		Balance January 1, 1983	364,135.88
Sewers and Sewage Processing		Recreation—Culture		Collected in 1983	344,418.25
Garbage and Trash Disposal	89,200.00	Public Works	252,220.36	Cancelled, Abated or Adjusted 1983	11,298.72
Public Buildings and Grounds	116,050.00	Buildings and Grounds	74,195.10	Transfers to Tax Title Liens or Foreclosed	472.44
Other Public Works	50,800.00	Library and Education		Balance December 31, 1983	7,946.47
HEALTH and WELFARE		Conservation		TAX TITLE LIENS OUTSTANDING	
Health Services Except Environmental	87,346.00	All Other		Balance January 1, 1983	21,075.90
Welfare-Public Assistance	2,941.00			Transfer From Taxes	3,591.11
Hospitals, Clinics, First Aid		CAPITAL DEBT AUTHORIZED, DECEMBER 31, 1983		Redeemed in 1983	
Animal, Insect, & Rodent Control		ISSUED AND UNISSUED		Cancelled, Abated or Adjusted (1983)	
Other Welfare Services		School	1,387,178	Transfers to Foreclosed Property	3,353.78
RECREATION and CONSERVATION		Self-liquidating	485,731	Balance December 31, 1983	21,313.23
Beaches and Boardwalks		Other	3,832,332	PROPERTY ACQUIRED BY DEED OR	
Parks, Playgrounds, Shade Trees	10,050.00	Total	5,705,243	FORECLOSURE	
Land Reclamation & Conservation	992.00			Balance January 1, 1983	560,696.22
Other Recreational Services	70,100.00	ISSUED AND OUTSTANDING		Transfers From Taxes or Liens	3,353.78
EDUCATION (excluding schools)		School	1,387,178.18	Sale for Cash (1983)	
Libraries	146,012.00	Self-liquidating	190,000.00	Cancelled, Abated or Adjusted (1983)	
Other Educational Services		Other	2,797,000.00	Balance December 31, 1983	564,050.00
STATUTORY EXPENDITURES		Total	4,374,178.18	CURRENT FINANCES DECEMBER 31, 1983	
Pensions & F. I. C. A.	123,675.98	EQUALIZED VALUATION BASIS		ASSETS	
Employee Fringe Benefits		FOR NET DEBT COMPUTATION	425,029,652	Cash Dec. 31, 1983	1,347,330.72
Other Statutory Expenditures	12,000.00	REAL PROPERTY VALUATIONS		Taxes Receivable	291,601.70
CETA And Other Public Employment Programs		Code Class # of Parcels % VAL'N		Tax Title Liens	21,313.23
MUNICIPAL FUNCTIONS TOTAL	3,366,184.77	1 Vacant Land 316 3.51	8,817,400.00	Foreclosed Property	564,050.00
CAPITAL IMPROVEMENTS *MEMG*	50,000.00	2 Residential 3885 75.83	190,287,100.00	Emergencies & Other Deferred Charges	
DEBT SERVICE		3 Farm 8 .10	258,900.00	State and Federal Aid Receivable	1,187.68
Principal Payments	345,201.01	4a Commercial 102 9.86	24,733,300.00	Other Receivables	2,749.39
Interest Payments	319,943.00	4b Industrial 41 10.70	26,856,200.00	Total	2,228,232.72
DEFERRED CHARGES	49,634.10	4c Apartments		LIABILITIES, RESERVES, AND SURPLUS	
SCHOOL, COUNTY, SPECIAL DISTRICT TAXES	9,860,291.63	Total	250,952,900.00	Cash Liabilities	494,994.79
RESERVE FOR UNCOLLECTED TAXES	633,921.46	Land Area 9.10 Sq. Miles		Reserves for Receivables	879,714.32
EXPENDITURES TOTAL	14,575,175.97	Net Valuation Taxable-Municipal	253,351,169	Surplus Dec. 31, 1983	853,523.61
		Net Valuation Taxable-County	433,848,764	Total	2,228,232.72
		State Equalized Valuation	459,091,445		
		State Equalization Ratio	54.95		

0426

Population 1980 4,251
 Population 1983 4,210
 S & P Rating
 Moody Rating

General Tax Rate Per \$100.
 4.63
 State Equalized Tax Rate
 3.05

OAKLYN BOROUGH - CAMDEN COUNTY
Form of Government:
Borough Council
Number of Members on Governing Body - 6

PER CAPITA:
 Gross Debt 246.49
 Net Debt 103.27
 Debt Service 26.77
 Total Tax Levy 521.23
 Municipal Expenditures 225.59

PER CENT:
 Gross Debt 1.54
 Net Debt .64
 Tax Levy Collected 97.43
 Tax Levy Cancelled, Abated or Adjusted .04

EXPENDITURES		REVENUES-REALIZED		1983 PROPERTY TAX	
GENERAL GOVERNMENT				STATE EQUALIZED TAX RATE → 1.39	
Governing Body & Public Boards		1983 Property Taxes Collected	2,136,793.62	Local District School Taxes	996,166.00
Municipal Clerk		1983 Payments in Lieu of Taxes		Regional & Consolidated School Tax	
Financial Administration	8,250.00	Delinquent Tax & Lien Collections	32,021.43	School Taxes in Municipal Budget	
Assessment of Taxes	13,950.00	Business Personalty Replacement Taxes	26,706.88	County Taxes	1.12 *
Collection of Taxes	16,720.00	Taxes from Public Utilities	216,784.07	County Library Taxes	.02
Planning, Housing & Development	1,500.00	Other Miscellaneous Tax Revenues		Local Municipal Purpose Taxes	.52
Human Resources		State Aid Revenues	42,121.87	Veteran & Senior Citizen Taxes	88,500.00
Elections		Federal Aid Revenues		Total Taxes for Rate Computation	3.05
General Administration (other)	109,175.00	State and Local Fiscal Assistance Act Utilized	16,702.74	Special District Taxes	
JUDICIARY		Sale of Acquired Property		Bank Corp. Taxes	2,470.61
Municipal Courts	12,910.00	Other Miscellaneous Revenues	175,708.32	Added and Omitted Taxes	3,219.73
PUBLIC SAFETY		Total	2,646,838.93	Total Taxes Levied - ABSTRACT	2,194,365.70
Fire Protection	34,300.00	Prior Years Surplus Appropriated	179,800.00	Total Taxes Billed	2,193,198.19
Police Protection	201,029.70	REVENUES TOTAL	2,826,638.93	1983 TAXES COLLECTED	2,136,793.62
Civil Defense & Disaster Control	2,300.00	Reserve For Uncollected Taxes	72,860.80	1983 Taxes Cancelled, Abated or Adjusted	778.02
Environmental Inspection & Control	5,323.00	CAPITAL OUTLAY TOTAL	79,499.83	Transfer to Tax Title Liens or Foreclosed	20,783.93
Other Public Safety				Balance Outstanding Dec. 31, 1983	34,842.62
PUBLIC WORKS				PRIOR YEARS TAXES OUTSTANDING	
Streets and Drainage	81,840.00	Public Enterprises		Balance January 1, 1983	32,232.68
Sewers and Sewage Processing	41,600.00	Recreation—Culture		Collected in 1983	32,151.60
Garbage and Trash Disposal	91,566.00	Public Works	72,975.83	Cancelled, Abated or Adjusted 1983	81.08
Public Buildings and Grounds	38,670.00	Buildings and Grounds	6,524.00	Transfers to Tax Title Liens or Foreclosed	
Other Public Works		Library and Education		Balance December 31, 1983	
HEALTH and WELFARE		Conservation		TAX TITLE LIENS OUTSTANDING	
Health Services Except Environmental	500.00	All Other		Balance January 1, 1983	43,089.66
Welfare-Public Assistance	4,525.00	CAPITAL DEBT AUTHORIZED, DECEMBER 31, 1983		Transfer From Taxes	20,801.93
Hospitals, Clinics, First Aid		ISSUED AND UNISSUED		Redeemed in 1983	
Animal, Insect, & Rodent Control		School	596,000	Cancelled, Abated or Adjusted (1983)	
Other Welfare Services		Self-liquidating		Transfers to Foreclosed Property	
RECREATION and CONSERVATION		Other	441,734	Balance December 31, 1983	63,891.59
Beaches and Boardwalks		Total	1,037,734	PROPERTY ACQUIRED BY DEED OR FORECLOSURE	
Parks, Playgrounds, Shade Trees	7,002.13	ISSUED AND OUTSTANDING		Balance January 1, 1983	227.00
Land Reclamation & Conservation		School	596,000.00	Transfers From Taxes or Liens	
Other Recreational Services	5,950.00	Self-Liquidating		Sale for Cash (1983)	
EDUCATION (excluding schools)		Other	435,380.00	Cancelled, Abated or Adjusted (1983)	
Libraries	14,513.00	Total	1,031,380.00	Balance December 31, 1983	227.00
Other Educational Services		EQUALIZED VALUATION BASIS		CURRENT FINANCES DECEMBER 31, 1983	
STATUTORY EXPENDITURES		FOR NET DEBT COMPUTATION	67,554,169	ASSETS	
Pensions & F. I. C. A.	46,515.58	REAL PROPERTY VALUATIONS		Cash Dec. 31, 1983	630,471.49
Employee Fringe Benefits	17,700.00	Code Class # of Parcels % VAL'N		Taxes Receivable	34,842.62
Other Statutory Expenditures	2,000.00	1 Vacant Land 41 .66		Tax Title Liens	63,891.59
CETA And Other Public Employment Programs		2 Residential 1284 81.55		Foreclosed Property	227.00
MUNICIPAL FUNCTIONS		3 Farm		Emergencies & Other Deferred Charges	8,291.53
CAPITAL IMPROVEMENTS		4a Commercial 76 11.57		State and Federal Aid Receivable	
DEBT SERVICE		4b Industrial 3 .53		Other Receivables	17,872.81
Principal Payments	67,950.48	4c Apartments 18 5.69		Total	755,597.04
Interest Payments	44,739.48	Total	47,026,500.00	LIABILITIES, RESERVES, AND SURPLUS	
DEFERRED CHARGES		Land Area .63 Sq. Miles		Cash Liabilities	387,236.23
SCHOOL, COUNTY, SPECIAL DISTRICT TAXES	1,816,975.36	Net Valuation Taxable-Municipal	47,289,521	Reserves for Receivables	115,970.49
RESERVE FOR UNCOLLECTED TAXES	72,860.80	Net Valuation Taxable-County	68,393,473	Surplus Dec. 31, 1983	252,390.32
EXPENDITURES		State Equalized Valuation	71,629,630	Total	755,597.04
TOTAL	2,766,696.34	State Equalization Ratio	65.90		

1337
Population 1980 23,570
Population 1983 23,598
S & P Rating
Moody Rating AAA

General Tax Rate Per \$100. 4.69
State Equalized Tax Rate 2.74

OCEAN TOWNSHIP – MONMOUTH COUNTY
Form of Government:
Council-Manager Plan A (OMCL 50)
Number of Members on Governing Body – 5

PER CAPITA:
Gross Debt 648.97
Net Debt 329.01
Debt Service 37.17
Total Tax Levy 852.95
Municipal Expenditures 335.46
PER CENT:
Gross Debt 2.30
Net Debt 1.17
Tax Levy Collected 97.39
Tax Levy Cancelled, Abated or Adjusted .03

EXPENDITURES		REVENUES-REALIZED		1983 PROPERTY TAX	
GENERAL GOVERNMENT				STATE EQUALIZED TAX RATE	
Governing Body & Public Boards	19,650.00	1983 Property Taxes Collected	19,596,250.48	Local District School Taxes 1.55	11,003,414.26
Municipal Clerk	57,050.00	1983 Payments in Lieu of Taxes	22,937.08	Regional & Consolidated School Tax	
Financial Administration	107,800.00	Delinquent Tax & Lien Collections	493,005.48	School Taxes in Municipal Budget	
Assessment of Taxes	44,750.00	Business Personalty Replacement Taxes	152,845.64	County Taxes	3,544,559.83
Collection of Taxes	68,950.00	Taxes from Public Utilities	1,293,253.36	County Library Taxes	134,012.64
Planning, Housing & Development	59,600.00	Other Miscellaneous Tax Revenues		Local Municipal Purpose Taxes	4,763,915.36
Human Resources		State Aid Revenues	193,497.32	Veteran & Senior Citizen Taxes	147,850.00
Elections	24,600.00	Federal Aid Revenues		Total Taxes for Rate Computation	19,593,752.09
General Administration (other)	842,909.00	State and Local Fiscal Assistance Act Utilized	214,539.96	Special District Taxes	573,000.00
JUDICIARY		Sale of Acquired Property		Bank Corp. Taxes	11,008.88
Municipal Courts	70,100.00	Other Miscellaneous Revenues	1,222,285.68	Added and Omitted Taxes	97,920.40
PUBLIC SAFETY		Total	23,188,615.00	Total Taxes Levied - ABSTRACT	20,127,831.37
Fire Protection	3,500.00	Prior Years Surplus Appropriated	280,000.00	Total Taxes Billed	20,121,434.82
Police Protection	1,735,100.00	REVENUES TOTAL	23,468,615.00	1983 TAXES COLLECTED	19,596,250.48
Civil Defense & Disaster Control		Reserve For Uncollected Taxes	854,148.36	1983 Taxes Cancelled, Abated or Adjusted	6,898.06
Environmental Inspection & Control	88,800.00	CAPITAL OUTLAY	592,710.06	Transfer to Tax Title Liens or Foreclosed	50,974.58
Other Public Safety		Public Enterprises		Balance Outstanding Dec. 31, 1983	467,311.70
PUBLIC WORKS		Recreation—Culture	48,724.72	PRIOR YEARS TAXES OUTSTANDING	
Streets and Drainage	742,212.75	Public Works	304,689.02	Balance January 1, 1983	454,433.37
Sewers and Sewage Processing		Buildings and Grounds	239,296.32	Collected in 1983	431,190.98
Garbage and Trash Disposal	606,300.00	Library and Education		Cancelled, Abated or Adjusted 1983	2,957.30
Public Buildings and Grounds	358,300.00	Conservation		Transfers to Tax Title Liens or Foreclosed	20,038.06
Other Public Works	162,624.00	All Other		Balance December 31, 1983	247.03
HEALTH and WELFARE		CAPITAL DEBT AUTHORIZED, DECEMBER 31, 1983		TAX TITLE LIENS OUTSTANDING	
Health Services Except Environmental	166,950.00	ISSUED AND UNISSUED		Balance January 1, 1983	62,906.73
Welfare-Public Assistance	18,650.00	School	7,276,691	Transfer From Taxes	73,873.92
Hospitals, Clinics, First Aid		Self-liquidating	8,037,775	Redeemed in 1983	61,804.50
Animal, Insect, & Rodent Control	8,808.00	Other	7,763,878	Cancelled, Abated or Adjusted (1983)	
Other Welfare Services		Total	15,314,466	Transfers to Foreclosed Property	
RECREATION and CONSERVATION		ISSUED AND OUTSTANDING		Balance December 31, 1983	74,976.15
Beaches and Boardwalks	500.00	School	7,276,691.36	PROPERTY ACQUIRED BY DEED OR FORECLOSURE	
Parks, Playgrounds, Shade Trees	1,100.00	Self-Liquidating	6,732,400.00	Balance January 1, 1983	423,984.31
Land Reclamation & Conservation	217,100.00	Other	14,009,091.36	Transfers From Taxes or Liens	
Other Recreational Services		Total		Sole for Cash (1983)	
EDUCATION (excluding schools)		EQUALIZED VALUATION BASIS		Cancelled, Abated or Adjusted (1983)	
Libraries	246,530.20	FOR NET DEBT COMPUTATION	665,654,894	Balance December 31, 1983	423,984.31
Other Educational Services	5,500.00	REAL PROPERTY VALUATIONS		CURRENT FINANCES DECEMBER 31, 1983	
STATUTORY EXPENDITURES		Code Class # of Parcels % VAL'N		ASSETS	
Pensions & F. I. C. A.	472,274.00	1 Vacant Land 1239 4.42	18,218,300.00	Cash Dec. 31, 1983	3,129,414.78
Employee Fringe Benefits		2 Residential 5829 69.46	286,142,000.00	Taxes Receivable	467,558.73
Other Statutory Expenditures	5,000.00	3 Farm 20 .28	1,153,400.00	Tax Title Liens	74,976.15
CETA And Other Public Employment Programs	6,134,657.95	4a Commercial 310 17.97	74,036,800.00	Foreclosed Property	423,984.31
MUNICIPAL FUNCTIONS		4b Industrial 9 .28	1,172,700.00	Emergencies & Other Deferred Charges	135,000.00
CAPITAL IMPROVEMENTS		4c Apartments 14 7.58	31,244,100.00	State and Federal Aid Receivable	8,307.18
DEBT SERVICE		Total 7421	411,967,300.00	Other Receivables	10,182.29
Principal Payments	374,469.80	Land Area 11.20 Sq. Miles		Total	4,249,423.44
Interest Payments	502,646.64	Net Valuation Taxable-Municipal	414,655,864	LIABILITIES, RESERVES, AND SURPLUS	
DEFERRED CHARGES		Net Valuation Taxable-County	672,469,280	Cash Liabilities	1,572,948.09
SCHOOL, COUNTY, SPECIAL DISTRICT TAXES	15,254,986.73	State Equalized Valuation	708,474,584	Reserves for Receivables	976,701.48
RESERVE FOR UNCOLLECTED TAXES		State Equalization Ratio	56.37	Surplus Dec. 31, 1983	1,699,773.87
EXPENDITURES				Total	4,249,423.44
TOTAL	23,171,175.84				

1520
Population 1980 3,731
Population 1983 3,859
S & P Rating
Moody Rating

General Tax Rate Per \$100. 3.25
State Equalized Tax Rate 2.17

OCEAN TOWNSHIP – OCEAN COUNTY
Form of Government:
Township Committee
Number of Members on Governing Body – 3

PER CAPITA:
Gross Debt 348.51
Net Debt 52.06
Debt Service 64.19
Total Tax Levy 825.89
Municipal Expenditures 463.60

PER CENT:
Gross Debt 1.00
Net Debt .15
Tax Levy Collected 90.72
Tax Levy Cancelled, Abated or Adjusted .50

EXPENDITURES		REVENUES-REALIZED		1983 PROPERTY TAX	
GENERAL GOVERNMENT				STATE EQUALIZED TAX RATE →	
Governing Body & Public Boards		1983 Property Taxes Collected	2,884,203.60	Local District School Taxes 1.40	2,024,386.95
Municipal Clerk		1983 Payments in Lieu of Taxes		Regional & Consolidated School Tax	
Financial Administration	24,515.00	Delinquent Tax & Lien Collections	242,747.93	School Taxes in Municipal Budget	
Assessment of Taxes	21,000.00	Business Personalty Replacement Taxes	12,628.92	County Taxes .44 *	638,502.70
Collection of Taxes	41,500.00	Taxes from Public Utilities	447,850.00	County Library Taxes .03	41,020.41
Planning, Housing & Development	15,500.00	Other Miscellaneous Tax Revenues		Local Municipal Purpose Taxes .31	445,300.00
Human Resources		State Aid Revenues	25,836.68	Veteran & Senior Citizen Taxes	124,100.00
Elections	2,000.00	Federal Aid Revenues		Total Taxes for Rate Computation 2.18	3,273,310.06
General Administration (other)	153,923.00	State and Local Fiscal Assistance Act Utilized	58,151.42	Special District Taxes	
JUDICIARY		Sale of Acquired Property		Bank Corp. Taxes	8,469.41
Municipal Courts	24,300.02	Other Miscellaneous Revenues	286,636.95	Added and Omitted Taxes	29,411.74
PUBLIC SAFETY		Total	3,958,055.50	Total Taxes Levied - ABSTRACT	3,187,091.21
Fire Protection	18,500.00	Prior Years Surplus Appropriated	776,136.00	Total Taxes Billed	3,179,381.89
Police Protection	317,442.42	REVENUES TOTAL	4,734,191.50	1983 TAXES COLLECTED	2,884,203.60
Civil Defense & Disaster Control	2,000.00	Reserve For Uncollected Taxes	357,700.00	1983 Taxes Cancelled, Abated or Adjusted	15,795.98
Environmental Inspection & Control	18,300.00	CAPITAL OUTLAY TOTAL	80,545.78	Transfer to Tax Title Liens or Foreclosed	23,894.73
Other Public Safety				Balance Outstanding Dec. 31, 1983	255,487.58
PUBLIC WORKS				PRIOR YEARS TAXES OUTSTANDING	
Streets and Drainage	160,100.00	Public Enterprises		Balance January 1, 1983	237,936.43
Sewers and Sewage Processing		Recreation—Culture		Collected in 1983	227,885.50
Garbage and Trash Disposal	120,000.00	Public Works	21,042.70	Cancelled, Abated or Adjusted 1983	770.54
Public Buildings and Grounds	38,000.00	Buildings and Grounds	59,503.08	Transfers to Tax Title Liens or Foreclosed	8,497.39
Other Public Works	25,000.00	Library and Education		Balance December 31, 1983	783.00
HEALTH and WELFARE		Conservation		TAX TITLE LIENS OUTSTANDING	
Health Services Except Environmental	8,960.00	All Other		Balance January 1, 1983	74,838.21
Welfare-Public Assistance	11,550.00	CAPITAL DEBT AUTHORIZED, DECEMBER 31, 1983		Transfer From Taxes	33,563.95
Hospitals, Clinics, First Aid		ISSUED AND UNISSUED		Redeemed in 1983	14,862.43
Animal, Insect, & Rodent Control	6,500.00	GROSS DEBT	1,144,000	Cancelled, Abated or Adjusted (1983)	
Other Welfare Services		School		Transfers to Foreclosed Property	28,241.41
RECREATION and CONSERVATION		Self-liquidating	200,915	Balance December 31, 1983	65,298.32
Beaches and Boardwalks	5,000.00	Other		PROPERTY ACQUIRED BY DEED OR	
Parks, Playgrounds, Shade Trees	5,300.00	Total	1,344,915	FORECLOSURE	
Land Reclamation & Conservation	1,800.00	ISSUED AND OUTSTANDING		Balance January 1, 1983	918,458.59
Other Recreational Services	14,400.00	School	1,125,735.00	Transfers From Taxes or Liens	28,241.41
EDUCATION (excluding schools)		Self-Liquidating		Sale for Cash (1983)	
Libraries	5,000.00	Other	87,922.00	Cancelled, Abated or Adjusted (1983)	
Other Educational Services		Total	1,213,657.00	Balance December 31, 1983	946,700.00
STATUTORY EXPENDITURES		EQUALIZED VALUATION BASIS		CURRENT FINANCES DECEMBER 31, 1983	
Pensions & F. I. C. A.	52,665.00	FOR NET DEBT COMPUTATION	134,304,932	ASSETS	
Employee Fringe Benefits	65,800.00	REAL PROPERTY VALUATIONS		Cash Dec. 31, 1983	2,056,130.89
Other Statutory Expenditures	5,567.58	Code Class # of Parcels % VAL'N		Taxes Receivable	256,270.58
CETA And Other Public Employment Programs		1 Vacant Land 1470 14.34	13,770,950.00	Tax Title Liens	65,298.32
MUNICIPAL FUNCTIONS		2 Residential 2411 78.68	75,543,600.00	Foreclosed Property	946,700.00
CAPITAL IMPROVEMENTS	*MEMO*	3 Farm 2 .01	9,550.00	Emergencies & Other Deferred Charges	
DEBT SERVICE		4a Commercial 79 6.73	6,465,050.00	State and Federal Aid Receivable	9,684.47
Principal Payments	229,583.79	4b Industrial 1 .24	230,100.00	Other Receivables	32,281.73
Interest Payments	18,131.94	4c Apartments		Total	3,366,365.99
		Total 3963	96,019,250.00	LIABILITIES, RESERVES, AND SURPLUS	
DEFERRED CHARGES		Land Area 20.62 Sq. Miles		Cash Liabilities	1,099,766.20
SCHOOL, COUNTY, SPECIAL DISTRICT TAXES		Net Valuation Taxable-Municipal	96,803,014	Reserves for Receivables	1,300,550.63
RESERVE FOR UNCOLLECTED TAXES		Net Valuation Taxable-County	137,968,797	Surplus Dec. 31, 1983	966,049.16
EXPENDITURES TOTAL	4,492,927.68	State Equalized Valuation	144,417,646	Total	3,366,365.99
		State Equalization Ratio	66.85		

0508
Population 1980 13,949
Population 1983 14,777
S & P Rating A-
Moody Rating AAA

General Tax Rate Per \$100. 2.90
State Equalized Tax Rate 1.35

OCEAN CITY CITY – CAPE MAY COUNTY
Form of Government:
Mayor-Council Plan D (OMCL 50)
Number of Members on Governing Body – 7

PER CAPITA:
Gross Debt 1,347.22
Net Debt 894.73
Debt Service 154.08
Total Tax Levy 1,436.43
Municipal Expenditures 988.48
PER CENT:
Gross Debt 1.39
Net Debt .93
Tax Levy Collected 96.23
Tax Levy Cancelled, Abated or Adjusted .08

EXPENDITURES		REVENUES-REALIZED		1983 PROPERTY TAX	
GENERAL GOVERNMENT				STATE EQUALIZED TAX RATE	
Governing Body & Public Boards	110,971.40	1983 Property Taxes Collected	20,405,183.87	Local District School Taxes .44	6,794,606.00
Municipal Clerk	98,069.47	1983 Payments in Lieu of Taxes	3,182.72	Regional & Consolidated School Tax	
Financial Administration	118,204.12	Delinquent Tax & Lien Collections	594,065.32	School Taxes in Municipal Budget .01	138,000.00
Assessment of Taxes	77,580.97	Business Personalty Replacement Taxes	223,828.16	County Taxes .40	6,287,702.23
Collection of Taxes	100,373.55	Taxes from Public Utilities	1,794,951.00	County Library Taxes	
Planning, Housing & Development	31,372.56	Other Miscellaneous Tax Revenues		Local Municipal Purpose Taxes .50	7,835,200.00
Human Resources	8,500.00	State Aid Revenues	78,273.52	Veteran & Senior Citizen Taxes	179,450.00
Elections		Federal Aid Revenues		Total Taxes for Rate Computation 1.35	21,234,958.23
General Administration (other)	2,381,097.80	State and Local Fiscal Assistance Act Utilized	228,562.00	Special District Taxes	
JUDICIARY		Sale of Acquired Property		Bank Corp. Taxes	19,881.72
Municipal Courts	150,121.83	Other Miscellaneous Revenues	2,694,826.28	Added and Omitted Taxes	150,782.11
PUBLIC SAFETY		Total	26,022,872.87	Total Taxes Levied - ABSTRACT	21,226,172.06
Fire Protection	1,452,761.20	Prior Years Surplus Appropriated	1,470,165.00	Total Taxes Billed	21,204,618.39
Police Protection	1,965,005.03	REVENUES TOTAL	27,493,037.87	1983 TAXES COLLECTED	20,405,183.87
Civil Defense & Disaster Control	197.98	Reserve For Uncollected Taxes	652,757.76	1983 Taxes Cancelled, Abated or Adjusted	16,180.89
Environmental Inspection & Control	193,166.55	CAPITAL OUTLAY TOTAL	2,723,740.60	Transfer to Tax Title Liens or Foreclosed	13,811.59
Other Public Safety				Balance Outstanding Dec. 31, 1983	769,442.04
PUBLIC WORKS				PRIOR YEARS TAXES OUTSTANDING	
Streets and Drainage	1,214,757.03	Public Enterprises		Balance January 1, 1983	591,784.29
Sewers and Sewage Processing		Recreation—Culture		Collected in 1983	585,276.45
Garbage and Trash Disposal	752,277.78	Public Works	2,721,132.00	Cancelled, Abated or Adjusted 1983	1,878.75
Public Buildings and Grounds	546.21	Buildings and Grounds	2,608.60	Transfers to Tax Title Liens or Foreclosed	5,379.74
Other Public Works	418,607.15	Library and Education		Balance December 31, 1983	-750.65
HEALTH and WELFARE		Conservation		TAX TITLE LIENS OUTSTANDING	
Health Services Except Environmental		All Other		Balance January 1, 1983	50,880.94
Welfare-Public Assistance	14,000.00	CAPITAL DEBT AUTHORIZED, DECEMBER 31, 1983		Transfer From Taxes	19,966.34
Hospitals, Clinics, First Aid		ISSUED AND UNISSUED GROSS DEBT		Redeemed in 1983	8,788.87
Animal, Insect, & Rodent Control	41,526.29	School 6,497,000		Cancelled, Abated or Adjusted (1983)	
Other Welfare Services		Self-liquidating 411,000	221,543	Transfers to Foreclosed Property	
RECREATION and CONSERVATION		Other 12,999,909	12,999,909	Balance December 31, 1983	62,058.41
Beaches and Boardwalks	529,619.48	Total 19,907,909	13,221,452	PROPERTY ACQUIRED BY DEED OR FORECLOSURE	
Parks, Playgrounds, Shade Trees	217,563.01	ISSUED AND OUTSTANDING		Balance January 1, 1983	70,805.50
Land Reclamation & Conservation		School 6,497,000.00		Transfers From Taxes or Liens	
Other Recreational Services	345,182.18	Self-Liquidating 411,000.00		Sale for Cash (1983)	
EDUCATION (excluding schools)		Other 11,006,000.00		Cancelled, Abated or Adjusted (1983)	
Libraries	237,023.00	Total 17,914,000.00		Balance December 31, 1983	70,805.50
Other Educational Services		EQUALIZED VALUATION BASIS		CURRENT FINANCES DECEMBER 31, 1983	
STATUTORY EXPENDITURES		FOR NET DEBT COMPUTATION	1,428,944,327	ASSETS	
Pensions & F. I. C. A.	1,091,350.86	REAL PROPERTY VALUATIONS		Cash Dec. 31, 1983	1,738,096.20
Employee Fringe Benefits		Code Class # of Parcels % VAL'N		Taxes Receivable	768,691.39
Other Statutory Expenditures	46,596.03	1 Vacant Land 1438 2.59	18,673,065.00	Tax Title Liens	62,058.41
CETA And Other Public Employment Programs		2 Residential 11340 86.66	625,829,573.00	Foreclosed Property	70,805.50
MUNICIPAL FUNCTIONS TOTAL	11,596,471.48	3 Farm		Emergencies & Other Deferred Charges	210,000.00
CAPITAL IMPROVEMENTS *MEMO*	75,000.00	4a Commercial 478 8.06	58,174,256.00	State and Federal Aid Receivable	3,428.51
DEBT SERVICE		4b Industrial 3 .02	162,040.00	Other Receivables	9,140.29
Principal Payments	770,000.00	4c Apartments 77 2.67	19,303,601.00	Total	2,862,220.30
Interest Payments	1,506,797.50	Total 13336	722,142,535.00	LIABILITIES, RESERVES, AND SURPLUS	
TYPE I SCHL DEBT *MEMO	138,000.00	Land Area 5.83 Sq. Miles		Cash Liabilities	717,470.00
DEFERRED CHARGES	80,777.19	Net Valuation Taxable-Municipal	725,744,078	Reserves for Receivables	910,695.59
SCHOOL, COUNTY, SPECIAL DISTRICT TAXES	13,220,308.23	Net Valuation Taxable-County	1,523,642,222	Surplus Dec. 31, 1983	1,234,054.71
RESERVE FOR UNCOLLECTED TAXES	652,757.76	State Equalized Valuation	1,550,956,280	Total	2,862,220.30
EXPENDITURES TOTAL	27,827,112.16	State Equalization Ratio	46.67		

1521
Population 1980 1,385
Population 1983 1,459
S & P Rating
Moody Rating

General Tax Rate Per \$100. 2.54
State Equalized Tax Rate 2.31

OCEAN GATE BOROUGH – OCEAN COUNTY
Form of Government:
Borough Council
Number of Members on Governing Body – 6

PER CAPITA:
Gross Debt 1,614.97
Net Debt 50.38
Debt Service 2.84
Total Tax Levy 636.49
Municipal Expenditures 359.40
PER CENT:
Gross Debt 6.54
Net Debt .20
Tax Levy Collected 91.45
Tax Levy Cancelled, Abated or Adjusted .46

EXPENDITURES		REVENUES-REALIZED		1983 PROPERTY TAX	
GENERAL GOVERNMENT				STATE EQUALIZED TAX RATE	
Governing Body & Public Boards		1983 Property Taxes Collected	849,200.41	Local District School Taxes .66	262,833.00
Municipal Clerk	5,250.00	1983 Payments in Lieu of Taxes		Regional & Consolidated School Tax .59	235,274.31
Financial Administration	4,725.00	Delinquent Tax & Lien Collections	67,476.57	School Taxes in Municipal Budget	
Assessment of Taxes	15,165.99	Business Personalty Replacement Taxes	2,976.28	County Taxes .42 *	168,333.83
Collection of Taxes	2,700.00	Taxes from Public Utilities	95,475.00	County Library Taxes .03	10,813.24
Planning, Housing & Development		Other Miscellaneous Tax Revenues		Local Municipal Purpose Taxes .62	245,200.00
Human Resources		State Aid Revenues	9,778.05	Veteran & Senior Citizen Taxes	38,300.00
Elections		Federal Aid Revenues		Total Taxes for Rate Computation 2.32	960,754.38
General Administration (other)	89,255.65	State and Local Fiscal Assistance Act Utilized	38,669.00	Special District Taxes	
JUDICIARY		Sale of Acquired Property		Bank Corp. Taxes	
Municipal Courts	7,058.59	Other Miscellaneous Revenues	83,878.83	Added and Omitted Taxes	6,179.49
PUBLIC SAFETY		Total	1,147,454.14	Total Taxes Levied - ABSTRACT	928,633.87
Fire Protection	7,900.00	Prior Years Surplus Appropriated	10,000.00	Total Taxes Billed	928,633.87
Police Protection	106,076.70	REVENUES TOTAL	1,157,454.14	1983 TAXES COLLECTED	849,200.41
Civil Defense & Disaster Control		Reserve For Uncollected Taxes	74,006.91	1983 Taxes Cancelled, Abated or Adjusted	4,294.24
Environmental Inspection & Control	2,884.73	CAPITAL OUTLAY TOTAL	72,185.86	Transfer to Tax Title Liens or Foreclosed	3,456.98
Other Public Safety				Balance Outstanding Dec. 31, 1983	71,682.24
PUBLIC WORKS				PRIOR YEARS TAXES OUTSTANDING	
Streets and Drainage	26,023.26	Public Enterprises	33,253.61	Balance January 1, 1983	66,335.70
Sewers and Sewage Processing	58,874.45	Recreation—Culture		Collected in 1983	65,928.51
Garbage and Trash Disposal	22,743.66	Public Works	38,932.25	Cancelled, Abated or Adjusted 1983	407.19
Public Buildings and Grounds	15,000.00	Buildings and Grounds		Transfers to Tax Title Liens or Foreclosed	
Other Public Works		Library and Education		Balance December 31, 1983	
HEALTH and WELFARE		Conservation		TAX TITLE LIENS OUTSTANDING	
Health Services Except Environmental	900.00	All Other		Balance January 1, 1983	6,863.15
Welfare-Public Assistance	4,253.74	CAPITAL DEBT AUTHORIZED, DECEMBER 31, 1983		Transfer From Taxes	3,456.98
Hospitals, Clinics, First Aid	500.00	ISSUED AND UNISSUED		Redeemed in 1983	1,548.06
Animal, Insect, & Rodent Control	1,000.00	GROSS DEBT		Cancelled, Abated or Adjusted (1983)	
Other Welfare Services		School	169,889	Transfers to Foreclosed Property	
RECREATION and CONSERVATION		Self-Liquidating	2,112,846	Balance December 31, 1983	8,772.07
Beaches and Boardwalks	19,407.59	Other	73,500	PROPERTY ACQUIRED BY DEED OR	
Parks, Playgrounds, Shade Trees		Total	2,356,236	FORECLOSURE	
Land Reclamation & Conservation				Balance January 1, 1983	12,150.00
Other Recreational Services	4,463.48			Transfers From Taxes or Liens	
EDUCATION (excluding schools)				Sale for Cash (1983)	800.00
Libraries				Cancelled, Abated or Adjusted (1983)	
Other Educational Services				Balance December 31, 1983	11,350.00
STATUTORY EXPENDITURES				CURRENT FINANCES DECEMBER 31, 1983	
Pensions & F. I. C. A.	21,401.78			ASSETS	
Employee Fringe Benefits	7,641.60			Cash Dec. 31, 1983	303,559.08
Other Statutory Expenditures	3,000.00			Taxes Receivable	71,682.24
CETA And Other Public Employment Programs				Tax Title Liens	8,772.07
MUNICIPAL FUNCTIONS	426,226.22			Foreclosed Property	11,350.00
CAPITAL IMPROVEMENTS *MEMO*	5,000.00			Emergencies & Other Deferred Charges	40,000.00
DEBT SERVICE				State and Federal Aid Receivable	3,728.28
Principal Payments	4,138.47			Other Receivables	1,117.57
Interest Payments				Total	440,209.24
DEFERRED CHARGES	20,000.00			LIABILITIES, RESERVES, AND SURPLUS	
SCHOOL, COUNTY, SPECIAL DISTRICT TAXES	677,254.38			Cash Liabilities	271,491.47
RESERVE FOR UNCOLLECTED TAXES	74,006.91			Reserves for Receivables	92,921.88
EXPENDITURES TOTAL	1,201,625.98			Surplus Dec. 31, 1983	75,795.89
				Total	440,209.24

General Tax Rate Per \$100. 2.44
State Equalized Tax Rate 2.26

PER CAPITA:		PER CENT:	
Gross Debt	270.57	Gross Debt	.87
Net Debt	176.80	Net Debt	.57
Debt Service	34.19	Tax Levy Collected	97.10
Total Tax Levy	773.03	Tax Levy Cancelled, Abated	
Municipal Expenditures	304.77	or Adjusted	.71

1981-3000

1916
Population 1980 2,737
Population 1983 2,716
S & P Rating
Moody Rating BAA1

General Tax Rate Per \$100. 4.71
State Equalized Tax Rate 3.05

OGDENSBURG BORO. - SUSSEX CO.
Form of Government:
Borough Council
Number of Members on Governing Body - 6

PER CAPITA:
Gross Debt 1,159.92
Net Debt 329.62
Debt Service
Total Tax Levy 709.64
Municipal Expenditures 288.29
PER CENT:
Gross Debt 5.17
Net Debt 1.47
Tax Levy Collected 96.51
Tax Levy Cancelled, Abated or Adjusted .34

EXPENDITURES		REVENUES-REALIZED		1983 PROPERTY TAX	
GENERAL GOVERNMENT				STATE EQUALIZED TAX RATE	
Governing Body & Public Boards		1983 Property Taxes Collected	1,859,773.20	Local District School Taxes .83	519,917.00
Municipal Clerk		1983 Payments in Lieu of Taxes		Regional & Consolidated School Tax 1.11	699,093.55
Financial Administration	17,050.00	Delinquent Tax & Lien Collections	54,150.69	School Taxes in Municipal Budget	
Assessment of Taxes	124,800.00	Business Personalty Replacement Taxes	68,393.96	County Taxes .59 *	370,206.89
Collection of Taxes	16,365.00	Taxes from Public Utilities	59,963.00	County Library Taxes .03	21,747.91
Planning, Housing & Development	3,250.00	Other Miscellaneous Tax Revenues		Local Municipal Purpose Taxes .49	306,745.36
Human Resources		State Aid Revenues	22,144.82	Veteran & Senior Citizen Taxes	30,050.00
Elections	1,000.00	Federal Aid Revenues		Total Taxes for Rate Computation 3.05	1,947,760.71
General Administration (other)	80,699.62	State and Local Fiscal Assistance Act Utilized	29,523.60	Special District Taxes	
JUDICIARY		Sale of Acquired Property	10,000.00	Bank Corp. Taxes	946.97
Municipal Courts	7,050.00	Other Miscellaneous Revenues	48,718.04	Added and Omitted Taxes	8,713.92
PUBLIC SAFETY		Total	2,152,667.51	Total Taxes Levied - ABSTRACT	1,927,371.60
Fire Protection	14,500.00	Prior Years Surplus Appropriated	112,000.00	Total Taxes Billed	1,927,074.57
Police Protection	136,127.00	REVENUES TOTAL	2,264,667.51	1983 TAXES COLLECTED	1,859,773.20
Civil Defense & Disaster Control	490.00	Reserve For Uncollected Taxes	96,192.95	1983 Taxes Cancelled, Abated or Adjusted	6,491.58
Environmental Inspection & Control	5,920.00	CAPITAL OUTLAY TOTAL	69,766.47	Transfer to Tax Title Liens or Foreclosed	11,175.92
Other Public Safety		Public Enterprises	500.00	Balance Outstanding Dec. 31, 1983	49,633.87
PUBLIC WORKS		Recreation—Culture	995.03	PRIOR YEARS TAXES OUTSTANDING	
Streets and Drainage	93,506.00	Public Works	43,710.01	Balance January 1, 1983	63,817.60
Sewers and Sewage Processing		Buildings and Grounds	24,561.43	Collected in 1983	52,640.40
Garbage and Trash Disposal	43,360.00	Library and Education		Cancelled, Abated or Adjusted 1983	
Public Buildings and Grounds	41,200.00	Conservation		Transfers to Tax Title Liens or Foreclosed	
Other Public Works		All Other		Balance December 31, 1983	11,177.20
HEALTH and WELFARE		CAPITAL DEBT AUTHORIZED, DECEMBER 31, 1983		TAX TITLE LIENS OUTSTANDING	
Health Services Except Environmental	10,073.00	ISSUED AND UNISSUED		Balance January 1, 1983	14,790.43
Welfare-Public Assistance	1,500.00	School	2,248,090	Transfer From Taxes	11,175.92
Hospitals, Clinics, First Aid		Self-liquidating	548,700	Redeemed in 1983	1,510.49
Animal, Insect, & Rodent Control	4,200.00	Other	353,540	Cancelled, Abated or Adjusted (1983)	
Other Welfare Services		Total	3,150,330	Transfers to Foreclosed Property	
RECREATION and CONSERVATION		ISSUED AND OUTSTANDING		Balance December 31, 1983	24,455.86
Beaches and Boardwalks		School	2,248,090.23	PROPERTY ACQUIRED BY DEED OR FORECLOSURE	
Parks, Playgrounds, Shade Trees	14,025.00	Self-Liquidating	535,000.00	Balance January 1, 1983	50,900.00
Land Reclamation & Conservation		Other	260,000.00	Transfers From Taxes or Liens	
Other Recreational Services	3,500.00	Total	3,043,090.23	Sale for Cash (1983)	10,000.00
EDUCATION (excluding schools)		EQUALIZED VALUATION BASIS		Cancelled, Abated or Adjusted (1983)	
Libraries		FOR NET DEBT COMPUTATION	60,907,970	Balance December 31, 1983	40,900.00
Other Educational Services		REAL PROPERTY VALUATIONS		CURRENT FINANCES DECEMBER 31, 1983	
STATUTORY EXPENDITURES		Code Class # of Parcels % VAL'N		ASSETS	
Pensions & F. I. C. A.	27,939.21	1 Vacant Land 104 2.53	1,026,650.00	Cash Dec. 31, 1983	227,931.04
Employee Fringe Benefits	15,540.00	2 Residential 756 68.58	27,858,025.00	Taxes Receivable	60,811.07
Other Statutory Expenditures	2,700.00	3 Farm 5 .60	241,475.00	Tax Title Liens	24,455.86
CETA And Other Public Employment Programs		4a Commercial 34 5.55	2,256,175.00	Foreclosed Property	40,900.00
MUNICIPAL FUNCTIONS		4b Industrial 3 22.12	8,985,875.00	Emergencies & Other Deferred Charges	16,000.00
CAPITAL IMPROVEMENTS	*MEMO*	4c Apartments 6 .62	251,050.00	State and Federal Aid Receivable	9,188.08
DEBT SERVICE		Total 908	40,619,250.00	Other Receivables	946.39
Principal Payments		Land Area 2.20 Sq. Miles		Total	380,232.44
Interest Payments		Net Valuation Taxable-Municipal	40,719,938	LIABILITIES, RESERVES, AND SURPLUS	
DEFERRED CHARGES		Net Valuation Taxable-County	64,550,883	Cash Liabilities	62,156.11
SCHOOL, COUNTY, SPECIAL DISTRICT TAXES	1,610,965.35	State Equalized Valuation	62,775,282	Reserves for Receivables	127,113.32
RESERVE FOR UNCOLLECTED TAXES	96,192.95	State Equalization Ratio	64.81	Surplus Dec. 31, 1983	190,962.71
EXPENDITURES	TOTAL			Total	380,232.14

1209

Population 1980 51,515
 Population 1983 53,419
 S & P Rating AAA
 Moody Rating AAA

General Tax Rate Per \$100. 2.90
 State Equalized Tax Rate 2.82

OLD BRIDGE TOWNSHIP – MIDDLESEX CO.
Form of Government:
Mayor–Council Plan F (OMCL 50)
Number of Members on Governing Body – 9

PER CAPITA:

Gross Debt 426.37
 Net Debt 209.79
 Debt Service 25.30
 Total Tax Levy 594.81
 Municipal Expenditures 247.41

PER CENT:

Gross Debt 2.43
 Net Debt 1.20
 Tax Levy Collected 96.72
 Tax Levy Cancelled, Abated or Adjusted .24

EXPENDITURES		REVENUES-REALIZED		1983 PROPERTY TAX	
GENERAL GOVERNMENT				STATE EQUALIZED TAX RATE → 1.66	
Governing Body & Public Boards		1983 Property Taxes Collected	30,779,104.66	Local District School Taxes	17,508,916.75
Municipal Clerk	198,029.00	1983 Payments in Lieu of Taxes	767,858.58	Regional & Consolidated School Tax	
Financial Administration	175,312.00	Delinquent Tax & Lien Collections	296,258.32	School Taxes in Municipal Budget	
Assessment of Taxes	90,381.00	Business Personalty Replacement Taxes	2,749,325.00	County Taxes	6,204,552.42
Collection of Taxes	209,161.00	Taxes from Public Utilities		County Library Taxes	
Planning, Housing & Development	334,955.00	Other Miscellaneous Tax Revenues	800,156.52	Local Municipal Purpose Taxes	5,992,549.00
Human Resources	21,000.00	State Aid Revenues	34,853.00	Veteran & Senior Citizen Taxes	413,150.00
Elections	1,365,441.00	Federal Aid Revenues	560,004.00	Total Taxes for Rate Computation	30,119,168.17
General Administration (other)		State and Local Fiscal Assistance Act Utilized		Special District Taxes	1,746,946.00
JUDICIARY	131,818.00	Sale of Acquired Property	1,542,120.32	Bank Corp. Taxes	37,109.04
Municipal Courts		Other Miscellaneous Revenues	37,529,680.40	Added and Omitted Taxes	284,232.92
PUBLIC SAFETY	46,150.00	Total	296,150.00	Total Taxes Levied - ABSTRACT	31,774,306.13
Fire Protection	3,733,914.00	Prior Years Surplus Appropriated	37,825,830.40	Total Taxes Billed	31,822,941.74
Police Protection	3,500.00	REVENUES TOTAL	1,096,000.00	1983 TAXES COLLECTED	30,779,104.66
Civil Defense & Disaster Control	240,050.00	Reserve For Uncollected Taxes	1,479,746.48	1983 Taxes Cancelled, Abated or Adjusted	76,778.88
Environmental Inspection & Control		CAPITAL OUTLAY TOTAL		Transfer to Tax Title Liens or Foreclosed	69,387.88
Other Public Safety		Public Enterprises		Balance Outstanding Dec. 31, 1983	897,370.32
PUBLIC WORKS	1,177,488.09	Recreation—Culture	292,541.09	PRIOR YEARS TAXES OUTSTANDING	
Streets and Drainage		Public Works	1,187,205.39	Balance January 1, 1983	780,498.99
Sewers and Sewage Processing		Buildings and Grounds		Collected in 1983	760,416.76
Garbage and Trash Disposal	95,500.00	Library and Education		Cancelled, Abated or Adjusted 1983	133.49
Public Buildings and Grounds	185,000.00	Conservation		Transfers to Tax Title Liens or Foreclosed	11,207.84
Other Public Works		All Other		Balance December 31, 1983	8,740.90
HEALTH and WELFARE	218,344.50	CAPITAL DEBT AUTHORIZED, DECEMBER 31, 1983		TAX TITLE LIENS OUTSTANDING	
Health Services Except Environmental	47,124.00	ISSUED AND UNISSUED		Balance January 1, 1983	138,438.15
Welfare-Public Assistance		School	11,191,000	Transfer From Taxes	81,925.97
Hospitals, Clinics, First Aid		Self-liquidating	11,585,000	Redeemed in 1983	7,441.82
Animal, Insect, & Rodent Control		Other	22,776,000	Cancelled, Abated or Adjusted (1983)	
Other Welfare Services		Total	11,206,958	Transfers to Foreclosed Property	
RECREATION and CONSERVATION	387,635.00	ISSUED AND OUTSTANDING	11,191,000.00	Balance December 31, 1983	212,922.30
Beaches and Boardwalks	2,000.00	School	10,920,000.00	PROPERTY ACQUIRED BY DEED OR FORECLOSURE	
Parks, Playgrounds, Shade Trees	72,000.00	Self-Liquidating	22,111,000.00	Balance January 1, 1983	1,453,140.00
Land Reclamation & Conservation		Other		Transfers From Taxes or Liens	
Other Recreational Services		Total		Sale for Cash (1983)	39,850.00
EDUCATION (excluding schools)	362,000.00	EQUALIZED VALUATION BASIS	935,372,793	Cancelled, Abated or Adjusted (1983)	200,000.00
Libraries		FOR NET DEBT COMPUTATION		Balance December 31, 1983	1,213,290.00
Other Educational Services		REAL PROPERTY VALUATIONS		CURRENT FINANCES DECEMBER 31, 1983	
STATUTORY EXPENDITURES	827,387.68	Code Class # of Parcels % VAL'N	ASSESSED VALUATION	ASSETS	
Pensions & F. I. C. A.	632,601.00	1 Vacant Land 1591 7.24	73,553,000.00	Cash Dec. 31, 1983	1,390,392.75
Employee Fringe Benefits	38,364.79	2 Residential 11602 72.04	731,787,400.00	Taxes Receivable	906,111.22
Other Statutory Expenditures		3 Farm 173 .85	8,565,200.00	Tax Title Liens	212,922.00
CETA And Other Public Employment Programs		4a Commercial 315 7.11	72,192,000.00	Foreclosed Property	1,213,290.00
MUNICIPAL FUNCTIONS	10,594,156.06	4b Industrial 43 2.17	22,092,700.00	Emergencies & Other Deferred Charges	304,663.75
CAPITAL IMPROVEMENTS *MEMU*	21,000.00	4c Apartments 16 10.60	107,662,800.00	State and Federal Aid Receivable	62,975.02
DEBT SERVICE	665,000.00	Total 13740	1,015,853,700.00	Other Receivables	252,355.86
Principal Payments	686,234.25	Land Area 38.31 Sq. Miles		Total	4,342,710.60
Interest Payments		Net Valuation Taxable-Municipal	1,025,218,800	LIABILITIES, RESERVES, AND SURPLUS	
DEFERRED CHARGES	174,921.19	Net Valuation Taxable-County	1,066,401,902	Cash Liabilities	898,335.94
SCHOOL, COUNTY, SPECIAL DISTRICT TAXES	1,096,000.00	State Equalized Valuation	1,052,312,422	Reserves for Receivables	2,584,679.08
EXPENDITURES TOTAL	38,676,726.67	State Equalization Ratio	97.41	Surplus Dec. 31, 1983	859,695.58
				Total	4,342,710.60

0243
Population 1980 4,168
Population 1983 4,189
S & P Rating
Moody Rating A1

General Tax Rate Per \$100. 3.53
State Equalized Tax Rate 2.08

OLD TAPPAN BOROUGH – BERGEN COUNTY
Form of Government:
Borough Council
Number of Members on Governing Body – 6

PER CAPITA:
Gross Debt 235.28
Net Debt 180.95
Debt Service 35.69
Total Tax Levy 993.04
Municipal Expenditures 446.80

PER CENT:
Gross Debt .54
Net Debt .41
Tax Levy Collected 95.49
Tax Levy Cancelled, Abated or Adjusted .43

EXPENDITURES		REVENUES-REALIZED		1983 PROPERTY TAX	
GENERAL GOVERNMENT				STATE EQUALIZED TAX RATE →	
Governing Body & Public Boards		1983 Property Taxes Collected	3,976,241.04	Local District School Taxes .84	1,649,423.00
Municipal Clerk		1983 Payments in Lieu of Taxes		Regional & Consolidated School Tax .71	1,398,210.40
Financial Administration	23,700.00	Delinquent Tax & Lien Collections	162,428.88	School Taxes in Municipal Budget	
Assessment of Taxes	9,780.00	Business Personalty Replacement Taxes	38,691.32	County Taxes .35	692,453.69
Collection of Taxes	9,960.00	Taxes from Public Utilities	882,502.00	County Library Taxes	
Planning, Housing & Development	13,850.00	Other Miscellaneous Tax Revenues		Local Municipal Purpose Taxes .18	345,015.16
Human Resources		State Aid Revenues	27,639.81	Veteran & Senior Citizen Taxes	26,700.00
Elections		Federal Aid Revenues		Total Taxes for Rate Computation 2.08	4,111,802.25
General Administration (other)	158,170.00	State and Local Fiscal Assistance Act Utilized	20,419.97	Special District Taxes	
JUDICIARY		Sale of Acquired Property		Bank Corp. Taxes	3,932.16
Municipal Courts	10,050.00	Other Miscellaneous Revenues	362,052.33	Added and Omitted Taxes	70,804.48
PUBLIC SAFETY		Total	5,469,975.35	Total Taxes Levied - ABSTRACT	4,159,838.89
Fire Protection	89,600.00	Prior Years Surplus Appropriated	227,190.00	Total Taxes Billed	4,164,257.02
Police Protection	484,709.35	REVENUES TOTAL	5,697,165.35	1983 TAXES COLLECTED	3,976,241.04
Civil Defense & Disaster Control	1,850.00	Reserve For Uncollected Taxes	259,177.16	1983 Taxes Cancelled, Abated or Adjusted	17,920.64
Environmental Inspection & Control	11,450.00	CAPITAL OUTLAY TOTAL	64,464.01	Transfer to Tax Title Liens or Foreclosed	46,888.41
Other Public Safety				Balance Outstanding Dec. 31, 1983	123,206.93
PUBLIC WORKS				PRIOR YEARS TAXES OUTSTANDING	
Streets and Drainage	206,950.00	Public Enterprises		Balance January 1, 1983	363,759.07
Sewers and Sewage Processing		Recreation—Culture		Collected in 1983	148,662.56
Garbage and Trash Disposal	21,000.00	Public Works	64,464.01	Cancelled, Abated or Adjusted 1983	
Public Buildings and Grounds	31,400.00	Buildings and Grounds		Transfers to Tax Title Liens or Foreclosed	42,176.25
Other Public Works		Library and Education		Balance December 31, 1983	172,920.26
HEALTH and WELFARE		Conservation		TAX TITLE LIENS OUTSTANDING	
Health Services Except Environmental	13,400.00	All Other		Balance January 1, 1983	28,836.46
Welfare-Public Assistance	360.00	CAPITAL DEBT AUTHORIZED, DECEMBER 31, 1983		Transfer From Taxes	99,365.58
Hospitals, Clinics, First Aid	500.00	ISSUED AND UNISSUED GROSS DEBT NET DEBT		Redeemed in 1983	13,766.32
Animal, Insect, & Rodent Control		School 204,630		Cancelled, Abated or Adjusted (1983)	
Other Welfare Services		Self-liquidating 780,972	757,999	Transfers to Foreclosed Property	
RECREATION and CONSERVATION		Other 985,602	757,999	Balance December 31, 1983	114,435.72
Beaches and Boardwalks		ISSUED AND OUTSTANDING		PROPERTY ACQUIRED BY DEED OR FORECLOSURE	
Parks, Playgrounds, Shade Trees	27,945.00	School 204,630.37		Balance January 1, 1983	397,900.00
Land Reclamation & Conservation		Self-Liquidating 779,000.00		Transfers From Taxes or Liens	
Other Recreational Services	158,900.00	Other 983,630.37		Sale for Cash (1983)	
EDUCATION (excluding schools)		Total 182,766,200		Cancelled, Abated or Adjusted (1983)	
Libraries 39,500.00		EQUALIZED VALUATION BASIS FOR NET DEBT COMPUTATION		Balance December 31, 1983	397,900.00
Other Educational Services		REAL PROPERTY VALUATIONS		CURRENT FINANCES DECEMBER 31, 1983	
STATUTORY EXPENDITURES		Code Class # of Parcels % VAL'N ASSESSED VALUATION		ASSETS	
Pensions & F. I. C. A. 117,900.00		1 Vacant Land 226 3.87 4,477,700.00		Cash Dec. 31, 1983	1,011,380.26
Employee Fringe Benefits 32,000.00		2 Residential 1163 80.26 92,741,100.00		Taxes Receivable	296,127.19
Other Statutory Expenditures		3 Farm 22 .66 762,900.00		Tax Title Liens	114,435.72
CETA And Other Public Employment Programs		4a Commercial 35 15.21 17,575,800.00		Foreclosed Property	397,900.00
MUNICIPAL FUNCTIONS TOTAL	1,462,974.35	4b Industrial		Emergencies & Other Deferred Charges	
CAPITAL IMPROVEMENTS *MEMO*	10,000.00	4c Apartments		State and Federal Aid Receivable	1,363.79
DEBT SERVICE		Total 1446 115,557,500.00		Other Receivables	11,473.53
Principal Payments 60,000.00		Land Area 3.10 Sq. Miles		Total	1,832,680.49
Interest Payments 89,494.15		Net Valuation Taxable-Municipal	115,961,828	LIABILITIES, RESERVES, AND SURPLUS	
DEFERRED CHARGES		Net Valuation Taxable-County	187,147,903	Cash Liabilities	478,923.09
SCHOOL, COUNTY, SPECIAL DISTRICT TAXES	3,740,087.09	State Equalized Valuation	196,065,520	Reserves for Receivables	819,936.44
RESERVE FOR UNCOLLECTED TAXES	259,177.16	State Equalization Ratio	59.06	Surplus Dec. 31, 1983	533,820.96
EXPENDITURES TOTAL	5,611,732.75			Total	1,832,680.49

1706

Population 1980 1,847
 Population 1983 1,887
 S & P Rating
 Moody Rating

General Tax Rate Per \$100. 4.20
 State Equalized Tax Rate 2.53

OLDMANS TOWNSHIP – SALEM COUNTY

Form of Government:

Township Committee

Number of Members on Governing Body – 3

PER CAPITA:

Gross Debt 700.49
 Net Debt 30.64
 Debt Service 6.23
 Total Tax Levy 623.13
 Municipal Expenditures 217.43

PER CENT:

Gross Debt 2.86
 Net Debt .13
 Tax Levy Collected 86.81
 Tax Levy Cancelled, Abated or Adjusted .59

EXPENDITURES		REVENUES-REALIZED		1983 PROPERTY TAX	
GENERAL GOVERNMENT				STATE EQUALIZED TAX RATE 1.63	
Governing Body & Public Boards	4,100.00	1983 Property Taxes Collected		Local District School Taxes	759,602.67
Municipal Clerk	3,150.00	1983 Payments in Lieu of Taxes		Regional & Consolidated School Tax	
Financial Administration	15,150.00	Delinquent Tax & Lien Collections		School Taxes in Municipal Budget	
Assessment of Taxes	6,092.45	Business Personalty Replacement Taxes		County Taxes	416,250.48
Collection of Taxes	6,100.00	Taxes from Public Utilities		County Library Taxes	
Planning, Housing & Development	5,100.00	Other Miscellaneous Tax Revenues		Local Municipal Purpose Taxes	
Human Resources		State Aid Revenues		Veteran & Senior Citizen Taxes	17,500.00
Elections		Federal Aid Revenues		Total Taxes for Rate Computation	2.52
General Administration (other)	37,797.01	State and Local Fiscal Assistance Act Utilized		Special District Taxes	
JUDICIARY		Sale of Acquired Property		Bank Corp. Taxes	
Municipal Courts	10,041.08	Other Miscellaneous Revenues		Added and Omitted Taxes	
PUBLIC SAFETY		Total		Total Taxes Levied - ABSTRACT	1,175,853.15
Fire Protection	39,476.55	Prior Years Surplus Appropriated		Total Taxes Billed	1,175,853.15
Police Protection	33,129.48	REVENUES TOTAL		1983 TAXES COLLECTED	1,020,768.26
Civil Defense & Disaster Control	450.00	Reserve For Uncollected Taxes		1983 Taxes Cancelled, Abated or Adjusted	6,946.80
Environmental Inspection & Control	10,168.15	CAPITAL OUTLAY TOTAL		Transfer to Tax Title Liens or Foreclosed	6,558.40
Other Public Safety				Balance Outstanding Dec. 31, 1983	141,579.69
PUBLIC WORKS				PRIOR YEARS TAXES OUTSTANDING	
Streets and Drainage	38,041.44	Public Enterprises		Balance January 1, 1983	102,749.43
Sewers and Sewage Processing		Recreation—Culture		Collected in 1983	76,106.38
Garbage and Trash Disposal	32,933.00	Public Works		Cancelled, Abated or Adjusted 1983	21,111.10
Public Buildings and Grounds	3,873.27	Buildings and Grounds		Transfers to Tax Title Liens or Foreclosed	5,519.52
Other Public Works		Library and Education		Balance December 31, 1983	12.43
HEALTH and WELFARE		Conservation		TAX TITLE LIENS OUTSTANDING	
Health Services Except Environmental	600.00	All Other		Balance January 1, 1983	
Welfare-Public Assistance	3,050.00	CAPITAL DEBT AUTHORIZED, DECEMBER 31, 1983		Transfer From Taxes	12,747.02
Hospitals, Clinics, First Aid	2,500.00	ISSUED AND UNISSUED GROSS DEBT NET DEBT		Redeemed in 1983	2,545.46
Animal, Insect, & Rodent Control	2,316.72	School 1,264,000		Cancelled, Abated or Adjusted (1983)	
Other Welfare Services		Self-liquidating 25,820		Transfers to Foreclosed Property	
RECREATION and CONSERVATION		Other 32,000		Balance December 31, 1983	10,201.56
Beaches and Boardwalks		Total 1,321,820		PROPERTY ACQUIRED BY DEED OR FORECLOSURE	
Parks, Playgrounds, Shade Trees	703.80	ISSUED AND OUTSTANDING		Balance January 1, 1983	100.00
Land Reclamation & Conservation		School 1,264,000.00		Transfers From Taxes or Liens	
Other Recreational Services	700.00	Self-Liquidating 25,820.28		Sale for Cash (1983)	
EDUCATION (excluding schools)		Other 32,000.00		Cancelled, Abated or Adjusted (1983)	
Libraries		Total 1,321,820.28		Balance December 31, 1983	100.00
Other Educational Services		EQUALIZED VALUATION BASIS		CURRENT FINANCES DECEMBER 31, 1983	
STATUTORY EXPENDITURES		FOR NET DEBT COMPUTATION		ASSETS	
Pensions & F. I. C. A.	10,000.00	REAL PROPERTY VALUATIONS		Cash Dec. 31, 1983	403,405.35
Employee Fringe Benefits		Code Class # of Parcels % VAL'N		Taxes Receivable	141,592.12
Other Statutory Expenditures	2,850.00	1 Vacant Land 242 3.04		Tax Title Liens	10,201.56
CETA And Other Public Employment Programs		2 Residential 503 39.84		Foreclosed Property	100.00
MUNICIPAL FUNCTIONS TOTAL	274,322.95	3 Farm 375 14.30		Emergencies & Other Deferred Charges	9,580.45
CAPITAL IMPROVEMENTS *MEMO*	34,000.00	4a Commercial 44 28.36		State and Federal Aid Receivable	
DEBT SERVICE		4b Industrial 9 14.46		Other Receivables	2,430.88
Principal Payments	8,000.00	4c Apartments		Total	567,810.36
Interest Payments	3,764.00	Total 1173		LIABILITIES, RESERVES, AND SURPLUS	
DEFERRED CHARGES		Land Area 19.40 Sq. Miles		Cash Liabilities	165,485.78
SCHOOL, COUNTY, SPECIAL DISTRICT TAXES	1,175,853.15	Net Valuation Taxable-Municipal		Reserves for Receivables	154,824.56
RESERVE FOR UNCOLLECTED TAXES	115,600.00	Net Valuation Taxable-County		Surplus Dec. 31, 1983	247,500.02
EXPENDITURES TOTAL	1,586,135.62	State Equalized Valuation		Total	567,810.36
		State Equalization Ratio			

0244
Population 1980 8,656
Population 1983 8,530
S & P Rating
Moody Rating A1

General Tax Rate Per \$100. 4.20
State Equalized Tax Rate 2.01

ORADELL BOROUGH - BERGEN COUNTY
Form of Government:
Borough Council
Number of Members on Governing Body - 6

PER CAPITA:		PER CENT:	
Gross Debt	264.97	Gross Debt	.58
Net Debt	204.92	Net Debt	.45
Debt Service	50.04	Tax Levy Collected	99.26
Total Tax Levy	985.61	Tax Levy Cancelled, Abated or Adjusted	.03
Municipal Expenditures	463.06		

EXPENDITURES		REVENUES-REALIZED		1983 PROPERTY TAX	
GENERAL GOVERNMENT				STATE EQUALIZED TAX RATE	
Governing Body & Public Boards		1983 Property Taxes Collected	8,328,472.57	Local District School Taxes .38	1,582,915.00
Municipal Clerk		1983 Payments in Lieu of Taxes	56,496.00	Regional & Consolidated School Tax .78	3,244,490.34
Financial Administration	14,500.00	Delinquent Tax & Lien Collections	78,430.20	School Taxes in Municipal Budget	
Assessment of Taxes	13,095.00	Business Personalty Replacement Taxes	64,817.24	County Taxes .35	1,463,815.97
Collection of Taxes	44,970.00	Taxes from Public Utilities	959,211.00	County Library Taxes	
Planning, Housing & Development	6,395.00	Other Miscellaneous Tax Revenues		Local Municipal Purpose Taxes .50	2,062,846.00
Human Resources		State Aid Revenues	67,444.86	Veteran & Senior Citizen Taxes	76,150.00
Elections	1,984.00	Federal Aid Revenues		Total Taxes for Rate Computation 2.01	8,430,217.31
General Administration (other)	290,868.00	State and Local Fiscal Assistance Act Utilized	49,211.74	Special District Taxes	
JUDICIARY		Sale of Acquired Property		Bank Corp. Taxes	22,049.82
Municipal Courts	32,625.00	Other Miscellaneous Revenues	411,390.78	Added and Omitted Taxes	31,099.24
PUBLIC SAFETY		Total	10,015,474.39	Total Taxes Levied - ABSTRACT	8,407,216.37
Fire Protection	118,385.00	Prior Years Surplus Appropriated	350,000.00	Total Taxes Billed	8,390,288.64
Police Protection	785,511.00	REVENUES TOTAL	10,365,474.39	1983 TAXES COLLECTED	8,328,472.57
Civil Defense & Disaster Control	3,725.00	Reserve For Uncollected Taxes	209,291.00	1983 Taxes Cancelled, Abated or Adjusted	2,853.76
Environmental Inspection & Control	36,620.00			Transfer to Tax Title Liens or Foreclosed	247.80
Other Public Safety				Balance Outstanding Dec. 31, 1983	58,714.51
PUBLIC WORKS		CAPITAL OUTLAY TOTAL	85,462.72	PRIOR YEARS TAXES OUTSTANDING	
Streets and Drainage	288,129.25	Public Enterprises		Balance January 1, 1983	82,217.10
Sewers and Sewage Processing	304,375.26	Recreation—Culture		Collected in 1983	75,984.58
Garbage and Trash Disposal	421,400.00	Public Works	69,472.37	Cancelled, Abated or Adjusted 1983	11.91
Public Buildings and Grounds	237,616.74	Buildings and Grounds	15,990.35	Transfers to Tax Title Liens or Foreclosed	128.23
Other Public Works	35,000.00	Library and Education		Balance December 31, 1983	6,092.38
HEALTH and WELFARE		Conservation		TAX TITLE LIENS OUTSTANDING	
Health Services Except Environmental	29,210.00	All Other		Balance January 1, 1983	2,445.62
Welfare-Public Assistance	2,500.00			Transfer From Taxes	444.26
Hospitals, Clinics, First Aid		CAPITAL DEBT AUTHORIZED, DECEMBER 31, 1983		Redeemed in 1983	2,445.62
Animal, Insect, & Rodent Control		ISSUED AND UNISSUED		Cancelled, Abated or Adjusted (1983)	
Other Welfare Services		School	512,226	Transfers to Foreclosed Property	
RECREATION and CONSERVATION		Self-liquidating	1,747,950	Balance December 31, 1983	444.26
Beaches and Boardwalks		Other	2,260,176	PROPERTY ACQUIRED BY DEED OR FORECLOSURE	
Parks, Playgrounds, Shade Trees	120,510.00	Total		Balance January 1, 1983	30,523.00
Land Reclamation & Conservation				Transfers From Taxes or Liens	
Other Recreational Services	63,440.00	ISSUED AND OUTSTANDING		Sale for Cash (1983)	
EDUCATION (excluding schools)		School	512,226.97	Cancelled, Abated or Adjusted (1983)	
Libraries	124,015.00	Self-Liquidating	1,625,700.00	Balance December 31, 1983	30,523.00
Other Educational Services		Other	2,137,926.97	CURRENT FINANCES DECEMBER 31, 1983	
STATUTORY EXPENDITURES		Total		ASSETS	
Pensions & F. I. C. A.	228,000.00	EQUALIZED VALUATION BASIS		Cash Dec. 31, 1983	3,281,264.43
Employee Fringe Benefits	95,000.00	FOR NET DEBT COMPUTATION	389,403,133	Taxes Receivable	64,806.89
Other Statutory Expenditures	5,000.00	REAL PROPERTY VALUATIONS		Tax Title Liens	444.26
CETA And Other Public Employment Programs		Code Class # of Parcels % VAL'N	ASSESSED VALUATION	Foreclosed Property	30,523.00
MUNICIPAL FUNCTIONS TOTAL	3,302,874.25	1 Vacant Land 67 2.01	3,968,288.00	Emergencies & Other Deferred Charges	627.25
CAPITAL IMPROVEMENTS *MEMO*	10,000.00	2 Residential 2592 81.93	161,734,000.00	State and Federal Aid Receivable	6,879.71
DEBT SERVICE		3 Farm		Other Receivables	
Principal Payments	294,050.00	4a Commercial 89 14.94	29,488,200.00	Total	3,384,545.54
Interest Payments	132,762.07	4b Industrial 1 .06	111,000.00	LIABILITIES, RESERVES, AND SURPLUS	
		4c Apartments 6 1.07	2,109,200.00	Cash Liabilities	2,755,297.56
		Total 2755	197,410,688.00	Reserves for Receivables	95,774.15
DEFERRED CHARGES	10,905.00	Land Area 2.55 Sq. Miles		Surplus Dec. 31, 1983	533,473.83
SCHOOL, COUNTY, SPECIAL DISTRICT TAXES	6,291,221.31	Net Valuation Taxable-Municipal	199,028,319	Total	3,384,545.54
RESERVE FOR UNCOLLECTED TAXES	209,291.00	Net Valuation Taxable-County	395,134,097		
EXPENDITURES TOTAL	10,241,103.63	State Equalized Valuation	413,662,819		
		State Equalization Ratio	47.91		

0717
Population 1980 31,136
Population 1983 30,890
S & P Rating
Moody Rating A

General Tax Rate Per \$100.
11.44
State Equalized Tax Rate
5.97

CITY OF ORANGE - TWP. - ESSEX COUNTY
Form of Government:
Mayor-Council Plan D (OMCL 50)
Number of Members on Governing Body - 7

PER CAPITA:
Gross Debt 254.02
Net Debt 138.14
Debt Service 42.19
Total Tax Levy 455.08
Municipal Expenditures 571.62
PER CENT:
Gross Debt 3.47
Net Debt 1.89
Tax Levy Collected 90.48
Tax Levy Cancelled, Abated or Adjusted 1.94

EXPENDITURES		REVENUES-REALIZED		1983 PROPERTY TAX	
GENERAL GOVERNMENT				STATE EQUALIZED TAX RATE ↓	
Governing Body & Public Boards	162,380.00	1983 Property Taxes Collected		Local District School Taxes	1.66 3,890,913.00
Municipal Clerk	130,489.00	1983 Payments in Lieu of Taxes		Regional & Consolidated School Tax	
Financial Administration	64,676.00	Delinquent Tax & Lien Collections		School Taxes in Municipal Budget	.06 132,735.00
Assessment of Taxes	75,538.00	Business Personalty Replacement Taxes		County Taxes	1.09 2,542,222.54
Collection of Taxes	104,638.00	Taxes from Public Utilities		County Library Taxes	
Planning, Housing & Development	97,903.00	Other Miscellaneous Tax Revenues		Local Municipal Purpose Taxes	3.16 7,393,161.38
Human Resources	1,062,257.00	State Aid Revenues		Veteran & Senior Citizen Taxes	
Elections		Federal Aid Revenues		Total Taxes for Rate Computation	5.97 14,078,131.92
General Administration (other)	1,455,894.59	State and Local Fiscal Assistance Act Utilized		Special District Taxes	
JUDICIARY		Sale of Acquired Property		Bank Corp. Taxes	42,521.80
Municipal Courts	179,116.00	Other Miscellaneous Revenues		Added and Omitted Taxes	55,941.60
PUBLIC SAFETY		Total		Total Taxes Levied - ABSTRACT	14,057,495.32
Fire Protection	2,371,818.00	Prior Years Surplus Appropriated		Total Taxes Billed	14,017,683.68
Police Protection	2,609,343.57	REVENUES TOTAL		1983 TAXES COLLECTED	12,682,873.30
Civil Defense & Disaster Control	7,910.00	Reserve For Uncollected Taxes		1983 Taxes Cancelled, Abated or Adjusted	272,306.32
Environmental Inspection & Control	154,878.00	CAPITAL OUTLAY TOTAL		Transfer to Tax Title Liens or Foreclosed	346,457.59
Other Public Safety				Balance Outstanding Dec. 31, 1983	716,046.47
PUBLIC WORKS		Public Enterprises		PRIOR YEARS TAXES OUTSTANDING	
Streets and Drainage	1,219,783.00	Recreation—Culture		Balance January 1, 1983	690,547.98
Sewers and Sewage Processing	876,641.17	Public Works		Collected in 1983	597,002.02
Garbage and Trash Disposal	480,000.00	Buildings and Grounds		Cancelled, Abated or Adjusted 1983	21,401.95
Public Buildings and Grounds	15,600.00	Library and Education		Transfers to Tax Title Liens or Foreclosed	58,209.48
Other Public Works	353,907.00	Conservation		Balance December 31, 1983	13,934.53
HEALTH and WELFARE		All Other		TAX TITLE LIENS OUTSTANDING	
Health Services Except Environmental	320,844.00	CAPITAL DEBT AUTHORIZED, DECEMBER 31, 1983		Balance January 1, 1983	833,627.18
Welfare-Public Assistance	220,397.00	ISSUED AND UNISSUED GROSS DEBT		Transfer From Taxes	412,985.14
Hospitals, Clinics, First Aid		School 2,775,000		Redeemed in 1983	275,707.33
Animal, Insect, & Rodent Control		Self-liquidating 643,000		Cancelled, Abated or Adjusted (1983)	
Other Welfare Services		Other 4,428,768		Transfers to Foreclosed Property	
RECREATION and CONSERVATION		Total 7,846,768		Balance December 31, 1983	970,904.99
Beaches and Boardwalks		ISSUED AND OUTSTANDING		PROPERTY ACQUIRED BY DEED OR FORECLOSURE	
Parks, Playgrounds, Shade Trees	14,100.00	School 2,775,000.00		Balance January 1, 1983	1,371,100.00
Land Reclamation & Conservation		Self-Liquidating 643,000.00		Transfers From Taxes or Liens	
Other Recreational Services	238,536.96	Other 4,411,000.00		Sale for Cash (1983)	
EDUCATION (excluding schools)		Total 7,829,000.00		Cancelled, Abated or Adjusted (1983)	
Libraries	364,142.00	EQUALIZED VALUATION BASIS		Balance December 31, 1983	1,371,100.00
Other Educational Services		FOR NET DEBT COMPUTATION		CURRENT FINANCES DECEMBER 31, 1983	
STATUTORY EXPENDITURES		REAL PROPERTY VALUATIONS		ASSETS	
Pensions & F. I. C. A.	1,649,462.00	Code Class # of Parcels % VAL'N		Cash Dec. 31, 1983	2,191,777.33
Employee Fringe Benefits	564,000.00	1 Vacant Land 370 1.73		Taxes Receivable	729,981.00
Other Statutory Expenditures	30,000.00	2 Residential 3751 49.38		Tax Title Liens	970,904.99
CETA And Other Public Employment Programs		3 Farm		Foreclosed Property	1,371,100.00
MUNICIPAL FUNCTIONS TOTAL	14,824,254.29	4a Commercial 415 18.61		Emergencies & Other Deferred Charges	132,137.59
CAPITAL IMPROVEMENTS *MEMO*	5,000.00	4b Industrial 64 4.48		State and Federal Aid Receivable	6,035.41
DEBT SERVICE		4c Apartments 185 25.80		Other Receivables	1,045,667.52
Principal Payments	830,000.00	Total 4785		Total	6,447,603.84
Interest Payments	473,163.25	Land Area 2.20 Sq. Miles		LIABILITIES, RESERVES, AND SURPLUS	
TYPE I SCHL DEBT *MEMO	478,658.00	Net Valuation Taxable-Municipal		Cash Liabilities	1,899,582.50
DEFERRED CHARGES	286,046.24	Net Valuation Taxable-County		Reserves for Receivables	3,880,697.78
SCHOOL, COUNTY, SPECIAL DISTRICT TAXES	6,565,870.54	State Equalized Valuation		Surplus Dec. 31, 1983	667,323.56
RESERVE FOR UNCOLLECTED TAXES	1,243,900.00	State Equalization Ratio		Total	6,447,603.84
EXPENDITURES TOTAL	24,223,234.32				

2117
Population 1980 1,659
Population 1983 1,643
S & P Rating
Moody Rating

General Tax Rate Per \$100. 3.72
State Equalized Tax Rate 2.91

OXFORD TOWNSHIP - WARREN COUNTY
Form of Government:
Township Committee
Number of Members on Governing Body - 3

PER CAPITA:
Gross Debt 1,885.44
Net Debt 160.49
Debt Service 2.78
Total Tax Levy 542.13
Municipal Expenditures 311.72

PER CENT:
Gross Debt 10.64
Net Debt .91
Tax Levy Collected 87.64
Tax Levy Cancelled, Abated or Adjusted

EXPENDITURES		REVENUES-REALIZED		1983 PROPERTY TAX	
GENERAL GOVERNMENT				STATE EQUALIZED TAX RATE	
Governing Body & Public Boards	3,615.00	1983 Property Taxes Collected	778,673.87	Local District School Taxes	1.53 468,944.00
Municipal Clerk	7,725.00	1983 Payments in Lieu of Taxes		Regional & Consolidated School Tax	
Financial Administration	13,800.00	Delinquent Tax & Lien Collections	75,816.78	School Taxes in Municipal Budget	
Assessment of Taxes	5,450.00	Business Personalty Replacement Taxes	36,663.24	County Taxes	.65 * 199,823.42
Collection of Taxes	6,800.00	Taxes from Public Utilities	66,705.00	County Library Taxes	.04 10,811.69
Planning, Housing & Development	5,306.00	Other Miscellaneous Tax Revenues		Local Municipal Purpose Taxes	.66 207,164.96
Human Resources		State Aid Revenues	12,842.40	Veteran & Senior Citizen Taxes	
Elections	1,500.00	Federal Aid Revenues		Total Taxes for Rate Computation	2.90 913,744.07
General Administration (other)	42,925.00	State and Local Fiscal Assistance Act Utilized	12,311.34	Special District Taxes	
JUDICIARY		Sale of Acquired Property		Bank Corp. Taxes	2,436.00
Municipal Courts	6,750.00	Other Miscellaneous Revenues	127,315.74	Added and Omitted Taxes	1,536.99
PUBLIC SAFETY		Total	1,110,323.37	Total Taxes Levied - ABSTRACT	890,717.06
Fire Protection	6,000.00	Prior Years Surplus Appropriated	11,000.00	Total Taxes Billed	888,454.30
Police Protection	95,200.00	REVENUES TOTAL	1,121,328.37	1983 TAXES COLLECTED	778,673.87
Civil Defense & Disaster Control	100.00	Reserve For Uncollected Taxes	96,407.32	1983 Taxes Cancelled, Abated or Adjusted	
Environmental Inspection & Control		CAPITAL OUTLAY TOTAL	7,879.73	Transfer to Tax Title Liens or Foreclosed	10,497.66
Other Public Safety				Balance Outstanding Dec. 31, 1983	99,282.77
PUBLIC WORKS				PRIOR YEARS TAXES OUTSTANDING	
Streets and Drainage	93,411.34	Public Enterprises	7,879.73	Balance January 1, 1983	73,073.48
Sewers and Sewage Processing		Recreation—Culture		Collected in 1983	67,256.50
Garbage and Trash Disposal	15,100.00	Public Works		Cancelled, Abated or Adjusted 1983	
Public Buildings and Grounds	13,100.00	Buildings and Grounds		Transfers to Tax Title Liens or Foreclosed	2,315.75
Other Public Works		Library and Education		Balance December 31, 1983	3,501.23
HEALTH and WELFARE		Conservation		TAX TITLE LIENS OUTSTANDING	
Health Services Except Environmental	150.00	All Other		Balance January 1, 1983	35,219.70
Welfare-Public Assistance	642.00	CAPITAL DEBT AUTHORIZED, DECEMBER 31, 1983		Transfer From Taxes	13,174.87
Hospitals, Clinics, First Aid		ISSUED AND UNISSUED GROSS DEBT NET DEBT		Redeemed in 1983	8,560.28
Animal, Insect, & Rodent Control	1,242.45	School 66,240	215,684	Cancelled, Abated or Adjusted (1983)	
Other Welfare Services		Self-liquidating 2,983,544	48,000	Transfers to Foreclosed Property	
RECREATION and CONSERVATION		Other 48,000	263,684	Balance December 31, 1983	39,834.29
Beaches and Boardwalks		Total 3,097,784		PROPERTY ACQUIRED BY DEED OR FORECLOSURE	
Parks, Playgrounds, Shade Trees	26,200.00	ISSUED AND OUTSTANDING		Balance January 1, 1983	93,000.00
Land Reclamation & Conservation		School 66,240.00		Transfers From Taxes or Liens	
Other Recreational Services	100.00	Self-Liquidating 1,095,544.34		Sale for Cash (1983)	
EDUCATION (excluding schools)		Other 48,000.00		Cancelled, Abated or Adjusted (1983)	
Libraries	4,500.00	Total 1,209,784.34		Balance December 31, 1983	93,000.00
Other Educational Services		EQUALIZED VALUATION BASIS FOR NET DEBT COMPUTATION	29,109,976	CURRENT FINANCES DECEMBER 31, 1983	
STATUTORY EXPENDITURES		REAL PROPERTY VALUATIONS		ASSETS	
Pensions & F. I. C. A.	21,280.00	Code Class # of Parcels % VAL'N	ASSESSED VALUATION	Cash Dec. 31, 1983	386,607.90
Employee Fringe Benefits	14,700.00	1 Vacant Land 205 6.50	1,519,925.00	Taxes Receivable	102,784.00
Other Statutory Expenditures	3,000.00	2 Residential 505 72.26	16,896,725.00	Tax Title Liens	39,834.29
CETA And Other Public Employment Programs		3 Farm 57 4.80	1,120,265.00	Foreclosed Property	93,000.00
MUNICIPAL FUNCTIONS TOTAL	388,599.29	4a Commercial 26 5.48	1,281,500.00	Emergencies & Other Deferred Charges	680.20
CAPITAL IMPROVEMENTS *MEMO*		4b Industrial 15 10.19	2,382,525.00	State and Federal Aid Receivable	568.38
DEBT SERVICE		4c Apartments 3 .78	181,300.00	Other Receivables	20,316.62
Principal Payments	3,000.00	Total 811	23,382,240.00	Total	643,791.39
Interest Payments	1,562.88	Land Area 5.70 Sq. Miles		LIABILITIES, RESERVES, AND SURPLUS	
DEFERRED CHARGES		Net Valuation Taxable-Municipal	23,841,863	Cash Liabilities	254,742.29
SCHOOL, COUNTY, SPECIAL DISTRICT TAXES	679,579.11	Net Valuation Taxable-County	30,955,102	Reserves for Receivables	255,934.91
RESERVE FOR UNCOLLECTED TAXES	96,407.32	State Equalized Valuation	30,502,331	Surplus Dec. 31, 1983	133,114.19
EXPENDITURES TOTAL	1,191,736.39	State Equalization Ratio	77.83	Total	643,791.39

2118
Population 1980 26
Population 1983 25
S & P Rating
Moody Rating

General Tax Rate Per \$100. 4.80
State Equalized Tax Rate .64

PAHAQUARRY TOWNSHIP – WARREN CO.
Form of Government:
Township Committee
Number of Members on Governing Body – 3

PER CAPITA:
Gross Debt
Net Debt
Debt Service
Total Tax Levy 162.78
Municipal Expenditures 2,397.52

PER CENT:
Gross Debt
Net Debt
Tax Levy Collected 841.78
Tax Levy Cancelled, Abated or Adjusted -

EXPENDITURES		REVENUES-REALIZED		1983 PROPERTY TAX	
GENERAL GOVERNMENT				STATE EQUALIZED TAX RATE →	
Governing Body & Public Boards		1983 Property Taxes Collected	6,434,483.35	Local District School Taxes	
Municipal Clerk		1983 Payments in Lieu of Taxes		Regional & Consolidated School Tax	
Financial Administration	2,825.00	Delinquent Tax & Lien Collections		School Taxes in Municipal Budget	
Assessment of Taxes	400.00	Business Personalty Replacement Taxes	449.88	County Taxes	.61 * 3,859.05
Collection of Taxes	400.00	Taxes from Public Utilities	18,200.00	County Library Taxes	.03 210.46
Planning, Housing & Development		Other Miscellaneous Tax Revenues		Local Municipal Purpose Taxes	
Human Resources		State Aid Revenues		Veteran & Senior Citizen Taxes	
Elections		Federal Aid Revenues		Total Taxes for Rate Computation	.64 4,069.51
General Administration (other)	5,350.00	State and Local Fiscal Assistance Act Utilized		Special District Taxes	
JUDICIARY		Sale of Acquired Property		Bank Corp. Taxes	
Municipal Courts		Other Miscellaneous Revenues	6,920.17	Added and Omitted Taxes	
PUBLIC SAFETY		Total	6,460,053.40	Total Taxes Levied - ABSTRACT	4,069.51
Fire Protection	100.00	Prior Years Surplus Appropriated	41,088.12	Total Taxes Billed	4,076.54
Police Protection	50.00	REVENUES TOTAL	6,501,141.52	1983 TAXES COLLECTED	6,434,483.35
Civil Defense & Disaster Control		Reserve For Uncollected Taxes	188.00	1983 Taxes Cancelled, Abated or Adjusted	
Environmental Inspection & Control				Transfer to Tax Title Liens or Foreclosed	
Other Public Safety				Balance Outstanding Dec. 31, 1983	
PUBLIC WORKS		CAPITAL OUTLAY TOTAL		PRIOR YEARS TAXES OUTSTANDING	
Streets and Drainage	50,000.00	Public Enterprises		Balance January 1, 1983	636.24
Sewers and Sewage Processing		Recreation—Culture		Collected in 1983	22.92
Garbage and Trash Disposal		Public Works		Cancelled, Abated or Adjusted 1983	
Public Buildings and Grounds		Buildings and Grounds		Transfers to Tax Title Liens or Foreclosed	
Other Public Works		Library and Education		Balance December 31, 1983	613.32
HEALTH and WELFARE		Conservation		TAX TITLE LIENS OUTSTANDING	
Health Services Except Environmental		All Other		Balance January 1, 1983	
Welfare-Public Assistance				Transfer From Taxes	
Hospitals, Clinics, First Aid	25.00	CAPITAL DEBT AUTHORIZED, DECEMBER 31, 1983		Redeemed in 1983	
Animal, Insect, & Rodent Control		ISSUED AND UNISSUED GROSS DEBT NET DEBT		Cancelled, Abated or Adjusted (1983)	
Other Welfare Services		School		Transfers to Foreclosed Property	
RECREATION and CONSERVATION		Self-Liquidating		Balance December 31, 1983	
Beaches and Boardwalks		Other		PROPERTY ACQUIRED BY DEED OR	
Parks, Playgrounds, Shade Trees		Total		FORECLOSURE	
Land Reclamation & Conservation				Balance January 1, 1983	
Other Recreational Services		ISSUED AND OUTSTANDING		Transfers From Taxes or Liens	
EDUCATION (excluding schools)		School		Sale for Cash (1983)	
Libraries		Self-Liquidating		Cancelled, Abated or Adjusted (1983)	
Other Educational Services		Other		Balance December 31, 1983	
STATUTORY EXPENDITURES		Total		CURRENT FINANCES DECEMBER 31, 1983	
Pensions & F. I. C. A.	500.00	EQUALIZED VALUATION BASIS	509,752	ASSETS	
Employee Fringe Benefits		FOR NET DEBT COMPUTATION		Cash Dec. 31, 1983	62,261.61
Other Statutory Expenditures	100.00	REAL PROPERTY VALUATIONS		Taxes Receivable	613.32
CETA And Other Public Employment Programs		Code Class # of Parcels % VAL'N		Tax Title Liens	
MUNICIPAL FUNCTIONS TOTAL	59,750.00	1 Vacant Land 2	67,950.00	Foreclosed Property	
CAPITAL IMPROVEMENTS *MEMO*		2 Residential		Emergencies & Other Deferred Charges	
DEBT SERVICE		3 Farm		State and Federal Aid Receivable	
Principal Payments		4a Commercial		Other Receivables	
Interest Payments		4b Industrial		Total	82,874.93
		4c Apartments		LIABILITIES, RESERVES, AND SURPLUS	
		Total 2	67,950.00	Cash Liabilities	23,209.58
DEFERRED CHARGES		Land Area 19.75 Sq. Miles		Reserves for Receivables	613.32
SCHOOL, COUNTY, SPECIAL DISTRICT TAXES	4,069.51	Net Valuation Taxable-Municipal	84,928	Surplus Dec. 31, 1983	59,052.03
RESERVE FOR UNCOLLECTED TAXES	188.00	Net Valuation Taxable-County	602,574	Total	62,874.93
EXPENDITURES TOTAL	64,007.51	State Equalized Valuation	526,730		
		State Equalization Ratio	13.33		

0245
Population 1980 13,732
Population 1983 13,737
S & P Rating
Moody Rating A

General Tax Rate Per \$100. 2.54
State Equalized Tax Rate 2.19

PALISADES PARK BOROUGH - BERGEN CO.
Form of Government:
Borough Council
Number of Members on Governing Body - 6

PER CAPITA:
Gross Debt 318.69
Net Debt 201.12
Debt Service 22.53
Total Tax Levy 594.59
Municipal Expenditures 316.40
PER CENT:
Gross Debt 1.31
Net Debt .82
Tax Levy Collected 97.81
Tax Levy Cancelled, Abated or Adjusted .10

EXPENDITURES		REVENUES-REALIZED		1983 PROPERTY TAX	
GENERAL GOVERNMENT				STATE EQUALIZED TAX RATE $\frac{2.19}{1.12}$	
Governing Body & Public Boards	1,000.00	1983 Property Taxes Collected 7,990,986.03		Local District School Taxes	4,180,090.42
Municipal Clerk		1983 Payments in Lieu of Taxes		Regional & Consolidated School Tax	
Financial Administration	20,000.00	Delinquent Tax & Lien Collections 192,777.67		School Taxes in Municipal Budget	
Assessment of Taxes	7,550.00	Business Personalty Replacement Taxes 145,259.76		County Taxes	1,265,606.95
Collection of Taxes	31,100.00	Taxes from Public Utilities 591,345.00		County Library Taxes	
Planning, Housing & Development	8,568.40	Other Miscellaneous Tax Revenues		Local Municipal Purpose Taxes	2,683,001.00
Human Resources		State Aid Revenues 123,182.06		Veteran & Senior Citizen Taxes	114,300.00
Elections		Federal Aid Revenues		Total Taxes for Rate Computation	8,242,998.37
General Administration (other)	531,703.72	State and Local Fiscal Assistance Act Utilized 121,241.24		Special District Taxes	
JUDICIARY		Sale of Acquired Property		Bank Corp. Taxes	13,441.24
Municipal Courts	41,835.00	Other Miscellaneous Revenues 387,574.35		Added and Omitted Taxes	25,662.79
PUBLIC SAFETY		Total 9,552,366.11		Total Taxes Levied - ABSTRACT	8,167,822.40
Fire Protection	121,950.00	Prior Years Surplus Appropriated 86,000.00		Total Taxes Billed	8,169,885.76
Police Protection	980,095.10	REVENUES TOTAL 9,638,366.11		1983 TAXES COLLECTED	7,990,986.03
Civil Defense & Disaster Control	2,300.00	Reserve For Uncollected Taxes 298,828.00		1983 Taxes Cancelled, Abated or Adjusted	8,475.98
Environmental Inspection & Control	43,390.00	CAPITAL OUTLAY TOTAL 529,478.50		Transfer to Tax Title Liens or Foreclosed	4,414.38
Other Public Safety		Public Enterprises		Balance Outstanding Dec. 31, 1983	166,009.37
PUBLIC WORKS		Recreation—Culture 212,706.88		PRIOR YEARS TAXES OUTSTANDING	
Streets and Drainage	430,700.00	Public Works 768.98		Balance January 1, 1983	217,537.39
Sewers and Sewage Processing	411,801.14	Buildings and Grounds 316,002.64		Collected in 1983	192,777.67
Garbage and Trash Disposal	259,420.50			Cancelled, Abated or Adjusted 1983	
Public Buildings and Grounds	43,900.00			Transfers to Tax Title Liens or Foreclosed	2,508.77
Other Public Works	58,640.00			Balance December 31, 1983	22,250.95
HEALTH and WELFARE				TAX TITLE LIENS OUTSTANDING	
Health Services Except Environmental	55,514.25			Balance January 1, 1983	494.33
Welfare-Public Assistance	25,255.00			Transfer From Taxes	7,281.88
Hospitals, Clinics, First Aid				Redeemed in 1983	
Animal, Insect, & Rodent Control				Cancelled, Abated or Adjusted (1983)	
Other Welfare Services				Transfers to Foreclosed Property	
RECREATION and CONSERVATION				Balance December 31, 1983	7,776.21
Beaches and Boardwalks				PROPERTY ACQUIRED BY DEED OR FORECLOSURE	
Parks, Playgrounds, Shade Trees	1,400.00			Balance January 1, 1983	16,947.50
Land Reclamation & Conservation	1,500.00			Transfers From Taxes or Liens	
Other Recreational Services	71,239.50			Sale for Cash (1983)	
EDUCATION (excluding schools)				Cancelled, Abated or Adjusted (1983)	
Libraries	107,682.00			Balance December 31, 1983	16,947.50
Other Educational Services				CURRENT FINANCES DECEMBER 31, 1983	
STATUTORY EXPENDITURES				ASSETS	
Pensions & F. I. C. A.	271,546.89			Cash Dec. 31, 1983	828,859.67
Employee Fringe Benefits	114,000.00			Taxes Receivable	188,260.32
Other Statutory Expenditures	10,000.00			Tax Title Liens	7,776.21
CETA And Other Public Employment Programs				Foreclosed Property	16,947.50
MUNICIPAL FUNCTIONS				Emergencies & Other Deferred Charges	144,598.73
CAPITAL IMPROVEMENTS *MEMO*	100.00			State and Federal Aid Receivable	2,125.00
DEBT SERVICE				Other Receivables	4,905.29
Principal Payments	218,000.00			Total	1,193,472.72
Interest Payments	91,427.49			LIABILITIES, RESERVES, AND SURPLUS	
DEFERRED CHARGES				Cash Liabilities	472,325.11
SCHOOL, COUNTY, SPECIAL DISTRICT TAXES	86,000.00			Reserves for Receivables	217,889.32
RESERVE FOR UNCOLLECTED TAXES	5,445,697.37			Surplus Dec. 31, 1983	503,258.29
EXPENDITURES TOTAL	9,792,044.36			Total	1,193,472.72

0327
Population 1980 7,085
Population 1983 7,216
S & P Rating
Moody Rating

General Tax Rate Per \$100. 4.20
State Equalized Tax Rate 2.43

PALMYRA BOROUGH – BURLINGTON CO.
Form of Government:
Borough Council
Number of Members on Governing Body – 6

PER CAPITA:
Gross Debt 63.50
Net Debt 56.55
Debt Service 14.58
Total Tax Levy 442.36
Municipal Expenditures 222.92

PER CENT:
Gross Debt .37
Net Debt .33
Tax Levy Collected 96.23
Tax Levy Cancelled, Abated or Adjusted .17

EXPENDITURES		REVENUES-REALIZED		1983 PROPERTY TAX	
GENERAL GOVERNMENT				STATE EQUALIZED TAX RATE 1.37	
Governing Body & Public Boards	11,800.00	1983 Property Taxes Collected 3,070,972.33		Local District School Taxes 1.37 1,799,207.00	
Municipal Clerk		1983 Payments in Lieu of Taxes 34,238.23		Regional & Consolidated School Tax	
Financial Administration	9,500.00	Delinquent Tax & Lien Collections 88,666.00		School Taxes in Municipal Budget	
Assessment of Taxes	7,992.00	Business Personalty Replacement Taxes 51,528.32		County Taxes .57 748,649.23	
Collection of Taxes	9,000.00	Taxes from Public Utilities 367,612.73		County Library Taxes .03 41,701.48	
Planning, Housing & Development	4,200.00	Other Miscellaneous Tax Revenues		Local Municipal Purpose Taxes .46 598,760.74	
Human Resources	150.00	State Aid Revenues 70,334.43		Veteran & Senior Citizen Taxes 91,050.00	
Elections		Federal Aid Revenues		Total Taxes for Rate Computation 2.43 3,279,368.45	
General Administration (other)	224,433.00	State and Local Fiscal Assistance Act Utilized 38,318.82		Special District Taxes	
JUDICIARY		Sale of Acquired Property 12,135.85		Bank Corp. Taxes 1,888.85	
Municipal Courts	23,475.00	Other Miscellaneous Revenues 230,487.51		Added and Omitted Taxes 1,837.35	
PUBLIC SAFETY		Total 3,964,494.22		Total Taxes Levied - ABSTRACT 3,192,044.65	
Fire Protection	52,936.00	Prior Years Surplus Appropriated 305,000.00		Total Taxes Billed 3,191,167.54	
Police Protection	421,565.80	REVENUES TOTAL 4,269,494.22		1983 TAXES COLLECTED 3,070,972.33	
Civil Defense & Disaster Control	1,300.00	Reserve For Uncollected Taxes 158,688.04		1983 Taxes Cancelled, Abated or Adjusted 5,570.90	
Environmental Inspection & Control	5,500.00	CAPITAL OUTLAY TOTAL 225,270.93		Transfer to Tax Title Liens or Foreclosed 7,871.26	
Other Public Safety		Public Enterprises 12,966.00		Balance Outstanding Dec. 31, 1983 106,753.05	
PUBLIC WORKS		Recreation—Culture 38,652.04		PRIOR YEARS TAXES OUTSTANDING	
Streets and Drainage	147,487.80	Public Works 173,652.89		Balance January 1, 1983 117,636.77	
Sewers and Sewage Processing		Buildings and Grounds		Collected in 1983 85,511.70	
Garbage and Trash Disposal	144,970.64	Library and Education		Cancelled, Abated or Adjusted 1983 29,511.90	
Public Buildings and Grounds	23,059.00	Conservation		Transfers to Tax Title Liens or Foreclosed 2,613.17	
Other Public Works	47,100.00	All Other		TAX TITLE LIENS OUTSTANDING	
HEALTH and WELFARE		CAPITAL DEBT AUTHORIZED, DECEMBER 31, 1983		Balance January 1, 1983 8,900.76	
Health Services Except Environmental	990.00	ISSUED AND UNISSUED GROSS DEBT NET DEBT		Transfer From Taxes 11,083.02	
Welfare-Public Assistance	4,500.00	School 38,000 12,260		Redeemed in 1983 3,154.30	
Hospitals, Clinics, First Aid		Self-liquidating 420,192 395,771		Cancelled, Abated or Adjusted (1983)	
Animal, Insect, & Rodent Control		Other 458,192 408,032		Transfers to Foreclosed Property	
Other Welfare Services		ISSUED AND OUTSTANDING		Balance December 31, 1983 16,829.48	
RECREATION and CONSERVATION		School		PROPERTY ACQUIRED BY DEED OR FORECLOSURE	
Beaches and Boardwalks	23,000.00	Self-Liquidating		Balance January 1, 1983 71,550.00	
Parks, Playgrounds, Shade Trees		Other		Transfers From Taxes or Liens	
Land Reclamation & Conservation	9,150.00	Total 77,426.73		Sale for Cash (1983) 12,135.85	
Other Recreational Services		EQUALIZED VALUATION BASIS FOR NET DEBT COMPUTATION 122,483,912		Cancelled, Abated or Adjusted (1983)	
EDUCATION (excluding schools)		REAL PROPERTY VALUATIONS		Balance December 31, 1983 14,450.00	
Libraries	1,600.00	Code Class # of Parcels % VAL'N ASSESSED VALUATION		CURRENT FINANCES DECEMBER 31, 1983	
Other Educational Services		1 Vacant Land 178 2.28 1,719,450.00		ASSETS	
STATUTORY EXPENDITURES		2 Residential 2317 79.37 59,811,600.00		Cash Dec. 31, 1983 1,274,423.20	
Pensions & F. I. C. A.	107,860.00	3 Farm 6,295,000.00		Taxes Receivable 106,753.05	
Employee Fringe Benefits	48,000.00	4a Commercial 104 8.35 3,163,250.00		Tax Title Liens 16,829.48	
Other Statutory Expenditures	15,000.00	4b Industrial 25 4.20 4,371,800.00		Foreclosed Property 14,450.00	
CETA And Other Public Employment Programs		4c Apartments 87 5.80 75,361,100.00		Emergencies & Other Deferred Charges 483.43	
MUNICIPAL FUNCTIONS		Total 57.96		State and Federal Aid Receivable	
CAPITAL IMPROVEMENTS		Land Area 1.92 Sq. Miles		Other Receivables 19,759.21	
DEBT SERVICE		Net Valuation Taxable-Municipal 75,960,127		Total 1,432,698.37	
Principal Payments	97,907.35	Net Valuation Taxable-County 124,777,163		LIABILITIES, RESERVES, AND SURPLUS	
Interest Payments	7,290.00	State Equalized Valuation 130,621,731		Cash Liabilities 879,130.31	
		State Equalization Ratio		Reserves for Receivables 157,791.74	
DEFERRED CHARGES				Surplus Dec. 31, 1983 395,776.32	
SCHOOL, COUNTY, SPECIAL DISTRICT TAXES	2,589,557.71			Total 1,432,698.37	
RESERVE FOR UNCOLLECTED TAXES	158,688.04				
EXPENDITURES					
TOTAL	4,198,172.72				

0246

Population 1980 26,474
 Population 1983 26,416
 S & P Rating AA
 Moody Rating AA

General Tax Rate Per \$100. 2.93
 State Equalized Tax Rate 1.61

PARAMUS BOROUGH – BERGEN COUNTY
Form of Government:
Borough Council
Number of Members on Governing Body – 6

PER CAPITA:
 Gross Debt 611.87
 Net Debt 318.62
 Debt Service 23.83
 Total Tax Levy 968.66
 Municipal Expenditures 455.99

PER CENT:
 Gross Debt 1.14
 Net Debt .59
 Tax Levy Collected 98.27
 Tax Levy Cancelled, Abated or Adjusted .06

EXPENDITURES		REVENUES-REALIZED		1983 PROPERTY TAX	
GENERAL GOVERNMENT		1983 Property Taxes Collected		STATE EQUALIZED TAX RATE →	
Governing Body & Public Boards	26,350.00	1983 Payments in Lieu of Taxes		Local District School Taxes	1.01
Municipal Clerk	76,020.00	Delinquent Tax & Lien Collections		Regional & Consolidated School Tax	
Financial Administration	54,400.00	Business Personalty Replacement Taxes		School Taxes in Municipal Budget	
Assessment of Taxes	93,425.00	Taxes from Public Utilities		County Taxes	.35
Collection of Taxes	130,820.00	Other Miscellaneous Tax Revenues		County Library Taxes	
Planning, Housing & Development	72,980.00	State Aid Revenues		Local Municipal Purpose Taxes	.25
Human Resources		Federal Aid Revenues		Veteran & Senior Citizen Taxes	
Elections		State and Local Fiscal Assistance Act Utilized		Total Taxes for Rate Computation	1.61
General Administration (other)	885,690.75	Sale of Acquired Property		Special District Taxes	
JUDICIARY		Other Miscellaneous Revenues		Bank Corp. Taxes	51,883.38
Municipal Courts	102,475.00	Prior Years Surplus Appropriated		Added and Omitted Taxes	155,906.84
PUBLIC SAFETY		REVENUES TOTAL		Total Taxes Levied - ABSTRACT	25,568,519.30
Fire Protection	408,185.00	Reserve For Uncollected Taxes		Total Taxes Billed	25,602,349.60
Police Protection	3,776,811.22	CAPITAL OUTLAY TOTAL		1983 TAXES COLLECTED	25,159,875.71
Civil Defense & Disaster Control	41,240.00	Public Enterprises		1983 Taxes Cancelled, Abated or Adjusted	16,041.71
Environmental Inspection & Control	148,937.50	Recreation—Culture		Transfer to Tax Title Liens or Foreclosed	
Other Public Safety		Public Works		Balance Outstanding Dec. 31, 1983	426,432.18
PUBLIC WORKS		Buildings and Grounds		PRIOR YEARS TAXES OUTSTANDING	
Streets and Drainage	592,700.00	Library and Education		Balance January 1, 1983	539,613.57
Sewers and Sewage Processing	600,300.00	Conservation		Collected in 1983	339,163.44
Garbage and Trash Disposal	122,300.00	All Other		Cancelled, Abated or Adjusted 1983	
Public Buildings and Grounds	503,241.50	CAPITAL DEBT AUTHORIZED, DECEMBER 31, 1983		Transfers to Tax Title Liens or Foreclosed	
Other Public Works		ISSUED AND UNISSUED		Balance December 31, 1983	200,450.13
HEALTH and WELFARE		SCHOOL		TAX TITLE LIENS OUTSTANDING	
Health Services Except Environmental	202,005.00	Self-liquidating		Balance January 1, 1983	13,341.19
Welfare-Public Assistance	50,000.00	Other		Transfer From Taxes	
Hospitals, Clinics, First Aid	2,000.00	Total		Redeemed in 1983	
Animal, Insect, & Rodent Control	37,100.00	ISSUED AND OUTSTANDING		Cancelled, Abated or Adjusted (1983)	
Other Welfare Services		SCHOOL		Transfers to Foreclosed Property	
RECREATION and CONSERVATION		Self-liquidating		Balance December 31, 1983	13,341.19
Beaches and Boardwalks	337,230.00	Other		PROPERTY ACQUIRED BY DEED OR	
Parks, Playgrounds, Shade Trees	1,200.00	Total		FORECLOSURE	
Land Reclamation & Conservation	177,570.00	EQUALIZED VALUATION BASIS		Balance January 1, 1983	23,978.00
Other Recreational Services		FOR NET DEBT COMPUTATION		Transfers From Taxes or Liens	
EDUCATION (excluding schools)		REAL PROPERTY VALUATIONS		Sale for Cash (1983)	
Libraries	479,678.00	Code Class # of Parcels % VAL'N		Cancelled, Abated or Adjusted (1983)	
Other Educational Services	3,400.00	ASSESSED VALUATION		Balance December 31, 1983	23,978.00
STATUTORY EXPENDITURES		1 Vacant Land 326 2.12		CURRENT FINANCES DECEMBER 31, 1983	
Pensions & F. I. C. A.	889,696.81	2 Residential 7331 50.36		ASSETS	
Employee Fringe Benefits	334,600.00	3 Farm 15 .04		Cash Dec. 31, 1983	3,184,009.69
Other Statutory Expenditures	42,600.00	4a Commercial 400 40.58		Taxes Receivable	626,882.31
CETA And Other Public Employment Programs	10,192,955.78	4b Industrial 48 6.89		Tax Title Liens	13,341.19
MUNICIPAL FUNCTIONS TOTAL	87,575.00	4c Apartments		Foreclosed Property	23,978.00
CAPITAL IMPROVEMENTS *MEMO*		Total 8120		Emergencies & Other Deferred Charges	210,992.00
DEBT SERVICE		Land Area 10.35 Sq. Miles		State and Federal Aid Receivable	
Principal Payments	310,075.00	Net Valuation Taxable-Municipal		Other Receivables	37,886.78
Interest Payments	319,420.45	Net Valuation Taxable-County		Total	4,097,089.97
DEFERRED CHARGES	107,023.19	State Equalized Valuation		LIABILITIES, RESERVES, AND SURPLUS	
SCHOOL, COUNTY, SPECIAL DISTRICT TAXES	21,472,130.70	State Equalization Ratio		Cash Liabilities	1,271,808.53
RESERVE FOR UNCOLLECTED TAXES	1,115,874.16			Reserves for Receivables	702,088.28
EXPENDITURES TOTAL	33,517,479.28			Surplus Dec. 31, 1983	2,123,193.16

0247
Population 1980 8,515
Population 1983 8,392
S & P Rating
Moody Rating A

General Tax Rate Per \$100.
3.78
State Equalized Tax Rate
2.62

PARK RIDGE BOROUGH – BERGEN COUNTY
Form of Government:
Borough Council
Number of Members on Governing Body – 6

PER CAPITA:
Gross Debt 1,013.35
Net Debt 618.16
Debt Service 59.94
Total Tax Levy 928.26
Municipal Expenditures 407.83
PER CENT:
Gross Debt 3.11
Net Debt 1.89
Tax Levy Collected 97.88
Tax Levy Cancelled, Abated or Adjusted .20

EXPENDITURES		REVENUES-REALIZED		1983 PROPERTY TAX	
GENERAL GOVERNMENT				STATE EQUALIZED TAX RATE 1.56	
Governing Body & Public Boards	6,425.00	1983 Property Taxes Collected 7,618,964.83		Local District School Taxes	4,616,907.00
Municipal Clerk		1983 Payments in Lieu of Taxes 306,112.00		Regional & Consolidated School Tax	
Financial Administration	6,000.00	Delinquent Tax & Lien Collections 190,971.05		School Taxes in Municipal Budget	
Assessment of Taxes	59,601.00	Business Personalty Replacement Taxes 84,358.96		County Taxes	1,070,526.77
Collection of Taxes	56,234.00	Taxes from Public Utilities 283,848.00		County Library Taxes	
Planning, Housing & Development	26,721.10	Other Miscellaneous Tax Revenues		Local Municipal Purpose Taxes	2,085,480.39
Human Resources		State Aid Revenues 72,148.39		Veteran & Senior Citizen Taxes	74,150.00
Elections		Federal Aid Revenues		Total Taxes for Rate Computation	7,847,064.16
General Administration (other)	291,117.40	State and Local Fiscal Assistance Act Utilized 78,599.95		Special District Taxes	
JUDICIARY		Sale of Acquired Property 20,000.00		Bank Corp. Taxes	7,857.90
Municipal Courts	14,620.00	Other Miscellaneous Revenues 340,557.10		Added and Omitted Taxes	9,144.71
PUBLIC SAFETY		Total 8,995,560.28		Total Taxes Levied - ABSTRACT	7,789,916.77
Fire Protection	66,770.00	Prior Years Surplus Appropriated 120,000.00		Total Taxes Billed	7,784,090.29
Police Protection	845,934.90	REVENUES TOTAL 9,115,560.28		1983 TAXES COLLECTED	7,618,964.83
Civil Defense & Disaster Control	750.00	Reserve For Uncollected Taxes 224,000.00		1983 Taxes Cancelled, Abated or Adjusted	15,252.30
Environmental Inspection & Control	26,222.00	CAPITAL OUTLAY TOTAL 555,718.56		Transfer to Tax Title Liens or Foreclosed	7,544.88
Other Public Safety		Public Enterprises 320,704.98		Balance Outstanding Dec. 31, 1983	142,328.28
PUBLIC WORKS		Recreation—Culture 104,648.43		PRIOR YEARS TAXES OUTSTANDING	
Streets and Drainage	273,188.43	Buildings and Grounds 130,365.15		Balance January 1, 1983	269,388.66
Sewers and Sewage Processing	175,916.10	Library and Education		Collected in 1983	180,140.54
Garbage and Trash Disposal	332,533.00	Conservation		Cancelled, Abated or Adjusted 1983	
Public Buildings and Grounds	60,773.00	All Other		Transfers to Tax Title Liens or Foreclosed	
Other Public Works	30,678.00	CAPITAL DEBT AUTHORIZED, DECEMBER 31, 1983		Balance December 31, 1983	89,248.12
HEALTH and WELFARE		ISSUED AND UNISSUED GROSS DEBT NET DEBT		TAX TITLE LIENS OUTSTANDING	
Health Services Except Environmental	36,575.50	School 1,121,000		Balance January 1, 1983	43,548.66
Welfare-Public Assistance	10,675.00	Self-liquidating 2,123,419		Transfer From Taxes	7,544.88
Hospitals, Clinics, First Aid		Other 5,259,572		Redeemed in 1983	10,830.51
Animal, Insect, & Rodent Control		Total 8,503,992		Cancelled, Abated or Adjusted (1983)	
Other Welfare Services	250.00	ISSUED AND OUTSTANDING		Transfers to Foreclosed Property	
RECREATION and CONSERVATION		School 1,121,000.00		Balance December 31, 1983	40,263.03
Beaches and Boardwalks		Self-Liquidating 1,786,455.00		PROPERTY ACQUIRED BY DEED OR FORECLOSURE	
Parks, Playgrounds, Shade Trees	15,114.00	Other 5,041,000.00		Balance January 1, 1983	26,000.00
Land Reclamation & Conservation		Total 7,948,455.00		Transfers From Taxes or Liens	
Other Recreational Services	400.00	EQUALIZED VALUATION BASIS FOR NET DEBT COMPUTATION 273,822,061		Sale for Cash (1983)	
EDUCATION (excluding schools)		REAL PROPERTY VALUATIONS		Cancelled, Abated or Adjusted (1983)	
Libraries	93,701.00	Code Class # of Parcels % VAL'N ASSESSED VALUATION		Balance December 31, 1983	26,000.00
Other Educational Services	1,550.00	1 Vacant Land 143 2.52 5,140,300.00		CURRENT FINANCES DECEMBER 31, 1983	
STATUTORY EXPENDITURES		2 Residential 2303 79.79 162,807,900.00		ASSETS	
Pensions & F. I. C. A.	186,626.00	3 Farm 78 7.14 14,560,500.00		Cash Dec. 31, 1983	445,971.49
Employee Fringe Benefits	72,117.00	4a Commercial 11 8.19 16,712,300.00		Taxes Receivable	231,576.40
Other Statutory Expenditures		4c Apartments 9 2.36 4,821,500.00		Tax Title Liens	40,263.03
CETA and Other Public Employment Programs		Total 2544 204,042,500.00		Foreclosed Property	26,000.00
MUNICIPAL FUNCTIONS TOTAL 2,690,492.43		Land Area 2.58 Sq. Miles		Emergencies & Other Deferred Charges	54,844.00
CAPITAL IMPROVEMENTS *MEMO* 20,000.00		Net Valuation Taxable-Municipal 205,686,391		State and Federal Aid Receivable	700.00
DEBT SERVICE		Net Valuation Taxable-County 290,573,799		Other Receivables	
Principal Payments 209,000.00		State Equalized Valuation 296,163,051		Total	799,354.92
Interest Payments 294,011.51		State Equalization Ratio 69.28		LIABILITIES, RESERVES, AND SURPLUS	
DEFERRED CHARGES 5,000.00				Cash Liabilities	180,236.21
SCHOOL, COUNTY, SPECIAL DISTRICT TAXES 5,687,433.77				Reserves for Receivables	297,839.43
RESERVE FOR UNCOLLECTED TAXES 224,000.00				Surplus Dec. 31, 1983	321,279.28
EXPENDITURES TOTAL 9,109,937.71				Total	799,354.92

1429
Population 1980 49,868
Population 1983 50,360
S & P Rating AAA
Moody Rating AAA

General Tax Rate Per \$100. 2.20
State Equalized Tax Rate 2.29

PARSIPPANY-TROY HILLS TWP. - MOR. CO.
Form of Government:
Mayor-Council Plan E (OMCL 50)
Number of Members on Governing Body - 5

PER CAPITA:
Gross Debt 1,864.04
Net Debt 696.84
Debt Service 52.05
Total Tax Levy 814.24
Municipal Expenditures 344.15

PER CENT:
Gross Debt 6.00
Net Debt 2.24
Tax Levy Collected 96.27
Tax Levy Cancelled, Abated or Adjusted 1.56

EXPENDITURES		REVENUES-REALIZED		1983 PROPERTY TAX	
GENERAL GOVERNMENT				STATE EQUALIZED TAX RATE →	
Governing Body & Public Boards		1983 Property Taxes Collected	41,901,266.69	Local District School Taxes	1.40 24,847,245.50
Municipal Clerk	317,665.49	1983 Payments in Lieu of Taxes	111,993.45	Regional & Consolidated School Tax	
Financial Administration	200,000.00	Delinquent Tax & Lien Collections	536,266.74	School Taxes in Municipal Budget	
Assessment of Taxes		Business Personalty Replacement Taxes	487,669.84	County Taxes	.36 6,459,152.10
Collection of Taxes		Taxes from Public Utilities	2,062,769.00	County Library Taxes	.01 242,941.75
Planning, Housing & Development	120,634.11	Other Miscellaneous Tax Revenues	1,471,012.00	Local Municipal Purpose Taxes	.50 8,835,649.47
Human Resources	40,545.44	State Aid Revenues	564,932.39	Veteran & Senior Citizen Taxes	
Elections	12,900.00	Federal Aid Revenues		Total Taxes for Rate Computation	2.27 40,050,338.82
General Administration (other)	3,229,619.55	State and Local Fiscal Assistance Act Utilized	415,924.00	Special District Taxes	
JUDICIARY		Sale of Acquired Property	26,900.00	Bank Corp. Taxes	34,579.06
Municipal Courts	113,162.00	Other Miscellaneous Revenues	2,823,991.86	Added and Omitted Taxes	585,655.08
PUBLIC SAFETY		Total	50,402,725.27	Total Taxes Levied - ABSTRACT	41,005,222.96
Fire Protection	78,607.00	Prior Years Surplus Appropriated		Total Taxes Billed	43,522,826.20
Police Protection	3,898,789.04	REVENUES TOTAL	50,402,725.27	1983 TAXES COLLECTED	41,901,266.69
Civil Defense & Disaster Control	15,700.00	Reserve For Uncollected Taxes	1,057,317.21	1983 Taxes Cancelled, Abated or Adjusted	678,994.94
Environmental Inspection & Control	354,286.50	CAPITAL OUTLAY TOTAL	1,923,017.07	Transfer to Tax Title Liens or Foreclosed	57,516.65
Other Public Safety		Public Enterprises	798,267.51	Balance Outstanding Dec. 31, 1983	871,503.93
PUBLIC WORKS		Recreation—Culture	80,795.94	PRIOR YEARS TAXES OUTSTANDING	
Streets and Drainage	899,961.00	Public Works	598,859.30	Balance January 1, 1983	419,540.66
Sewers and Sewage Processing		Buildings and Grounds	445,094.32	Collected in 1983	406,873.13
Garbage and Trash Disposal	173,002.60	Library and Education		Cancelled, Abated or Adjusted 1983	
Public Buildings and Grounds	899,357.48	Conservation		Transfers to Tax Title Liens or Foreclosed	12,105.05
Other Public Works		All Other		Balance December 31, 1983	562.48
HEALTH and WELFARE		CAPITAL DEBT AUTHORIZED, DECEMBER 31, 1983		TAX TITLE LIENS OUTSTANDING	
Health Services Except Environmental	185,249.00	ISSUED AND UNISSUED		Balance January 1, 1983	180,266.27
Welfare-Public Assistance	40,979.00	School	3,738,000	Transfer From Taxes	71,172.13
Hospitals, Clinics, First Aid	3,500.00	Self-liquidating	57,887,797	Redeemed in 1983	129,392.91
Animal, Insect, & Rodent Control	38,606.19	Other	32,247,479	Cancelled, Abated or Adjusted (1983)	1,297.20
Other Welfare Services		Total	93,873,277	Transfers to Foreclosed Property	
RECREATION and CONSERVATION		ISSUED AND OUTSTANDING		Balance December 31, 1983	120,748.29
Beaches and Boardwalks	596,615.60	School	3,738,000.00	PROPERTY ACQUIRED BY DEED OR FORECLOSURE	
Parks, Playgrounds, Shade Trees	11,216.21	Self-Liquidating	43,670,000.00	Balance January 1, 1983	1,386,300.00
Land Reclamation & Conservation	11,600.00	Other	28,804,000.00	Transfers From Taxes or Liens	
Other Recreational Services		Total	76,212,000.00	Sale for Cash (1983)	26,900.00
EDUCATION (excluding schools)		EQUALIZED VALUATION BASIS		Cancelled, Abated or Adjusted (1983)	
Libraries	580,000.00	FOR NET DEBT COMPUTATION	1,565,198,626	Balance December 31, 1983	1,359,400.00
Other Educational Services		REAL PROPERTY VALUATIONS		CURRENT FINANCES DECEMBER 31, 1983	
STATUTORY EXPENDITURES		Code Class # of Parcels % VAL'N		ASSETS	
Pensions & F. I. C. A.	726,155.14	1 Vacant Land 715 5.03	91,891,750.00	Cash Dec. 31, 1983	4,811,712.09
Employee Fringe Benefits	20,000.00	2 Residential 10317 52.69	962,405,240.00	Taxes Receivable	872,066.41
Other Statutory Expenditures		3 Farm 14 .09	1,584,800.00	Tax Title Liens	120,748.29
CETA And Other Public Employment Programs		4a Commercial 326 27.75	506,880,600.00	Foreclosed Property	1,359,400.00
MUNICIPAL FUNCTIONS		4b Industrial 53 6.50	118,732,300.00	Emergencies & Other Deferred Charges	420,000.00
CAPITAL IMPROVEMENTS		4c Apartments 45 7.94	144,942,500.00	State and Federal Aid Receivable	23,819.13
DEBT SERVICE		Total 11470	1,826,437,190.00	Other Receivables	295,686.35
Principal Payments	472,000.00	Land Area 24.30 Sq. Miles		Total	7,903,432.27
Interest Payments	2,149,433.07	Net Valuation Taxable-Municipal	1,842,194,795	LIABILITIES, RESERVES, AND SURPLUS	
DEFERRED CHARGES		Net Valuation Taxable-County	1,829,263,746	Cash Liabilities	4,380,714.69
SCHOOL, COUNTY, SPECIAL DISTRICT TAXES	31,549,339.35	State Equalized Valuation	1,772,288,762	Reserves for Receivables	2,647,901.05
RESERVE FOR UNCOLLECTED TAXES	1,057,317.21	State Equalization Ratio	103.98	Surplus Dec. 31, 1983	874,816.53
EXPENDITURES				Total	7,903,432.27
TOTAL	48,880,833.28				

1607

Population 1980 52,463
 Population 1983 53,492
 S & P Rating
 Moody Rating BAA

General Tax Rate Per \$100.
 8.99
 State Equalized Tax Rate
 5.11

PASSAIC CITY – PASSAIC COUNTY
Form of Government:
Mayor–Council Plan B (OMCL 50)
Number of Members on Governing Body – 7

PER CAPITA:
 Gross Debt 274.70
 Net Debt 58.66
 Debt Service 23.96
 Total Tax Levy 461.63
 Municipal Expenditures 498.93

PER CENT:
 Gross Debt 3.37
 Net Debt .72
 Tax Levy Collected 95.28
 Tax Levy Cancelled, Abated or Adjusted .61

EXPENDITURES		REVENUES-REALIZED		1983 PROPERTY TAX	
GENERAL GOVERNMENT				STATE EQUALIZED TAX RATE \rightarrow 5.11	
Governing Body & Public Boards	76,817.00	1983 Property Taxes Collected		Local District School Taxes	1.66
Municipal Clerk	138,130.00	1983 Payments in Lieu of Taxes		Regional & Consolidated School Tax	
Financial Administration	298,875.00	Delinquent Tax & Lien Collections		School Taxes in Municipal Budget	.01
Assessment of Taxes	111,431.00	Business Personalty Replacement Taxes		County Taxes	.62
Collection of Taxes	118,228.00	Taxes from Public Utilities		County Library Taxes	
Planning, Housing & Development	117,721.00	Other Miscellaneous Tax Revenues		Local Municipal Purpose Taxes	2.82
Human Resources	1,397,277.00	State Aid Revenues		Veteran & Senior Citizen Taxes	
Elections	62,925.00	Federal Aid Revenues		Total Taxes for Rate Computation	5.11
General Administration (other)	2,830,785.43	State and Local Fiscal Assistance Act Utilized		Special District Taxes	
JUDICIARY		Sale of Acquired Property		Bank Corp. Taxes	163,255.91
Municipal Courts	195,816.00	Other Miscellaneous Revenues		Added and Omitted Taxes	105,433.06
PUBLIC SAFETY		Total		Total Taxes Levied - ABSTRACT	24,693,682.08
Fire Protection	3,179,414.14	Prior Years Surplus Appropriated		Total Taxes Billed	24,536,508.82
Police Protection	3,685,812.15	REVENUES		1983 TAXES COLLECTED	23,379,027.88
Civil Defense & Disaster Control	11,096.00	Reserve For Uncollected Taxes		1983 Taxes Cancelled, Abated or Adjusted	148,500.66
Environmental Inspection & Control	334,679.00	TOTAL		Transfer to Tax Title Liens or Foreclosed	34,700.29
Other Public Safety				Balance Outstanding Dec. 31, 1983	974,279.99
PUBLIC WORKS		CAPITAL OUTLAY		PRIOR YEARS TAXES OUTSTANDING	
Streets and Drainage	941,774.00	Public Enterprises		Balance January 1, 1983	695,262.38
Sewers and Sewage Processing	2,592,397.86	Recreation—Culture		Collected in 1983	656,601.41
Garbage and Trash Disposal		Public Works		Cancelled, Abated or Adjusted 1983	9,766.47
Public Buildings and Grounds		Buildings and Grounds		Transfers to Tax Title Liens or Foreclosed	18,216.74
Other Public Works	139,243.00	Library and Education		Balance December 31, 1983	10,677.76
HEALTH and WELFARE		Conservation		TAX TITLE LIENS OUTSTANDING	
Health Services Except Environmental	569,227.00	All Other		Balance January 1, 1983	36,782.16
Welfare-Public Assistance	65,000.00	CAPITAL DEBT AUTHORIZED, DECEMBER 31, 1983		Transfer From Taxes	56,371.54
Hospitals, Clinics, First Aid		ISSUED AND UNISSUED		Redeemed in 1983	39,247.76
Animal, Insect, & Rodent Control	24,068.00	GROSS DEBT		Cancelled, Abated or Adjusted (1983)	
Other Welfare Services	82,280.00	NET DEBT		Transfers to Foreclosed Property	6,999.76
RECREATION and CONSERVATION		SCHOOL		Balance December 31, 1983	46,906.18
Beaches and Boardwalks		Self-Liquidating		PROPERTY ACQUIRED BY DEED OR	
Parks, Playgrounds, Shade Trees	113,095.00	Other		FORECLOSURE	
Land Reclamation & Conservation		Total		Balance January 1, 1983	1,157,363.99
Other Recreational Services	166,300.00	ISSUED AND OUTSTANDING		Transfers From Taxes or Liens	6,999.76
EDUCATION (excluding schools)		SCHOOL		Sale for Cash (1983)	
Libraries	600,000.00	Self-Liquidating		Cancelled, Abated or Adjusted (1983)	
Other Educational Services	15,000.00	Other		Balance December 31, 1983	1,164,363.75
STATUTORY EXPENDITURES		Total		CURRENT FINANCES DECEMBER 31, 1983	
Pensions & F. I. C. A.	2,604,832.50	EQUALIZED VALUATION BASIS		ASSETS	
Employee Fringe Benefits		FOR NET DEBT COMPUTATION		Cash Dec. 31, 1983	8,850,629.91
Other Statutory Expenditures	185,000.00	REAL PROPERTY VALUATIONS		Taxes Receivable	984,957.75
CETA And Other Public Employment Programs		Code Class # of Parcels % VAL'N		Tax Title Liens	46,906.18
MUNICIPAL FUNCTIONS		1 Vacant Land 303 .73		Foreclosed Property	1,164,363.75
CAPITAL IMPROVEMENTS	20,000.00	2 Residential 5486 40.84		Emergencies & Other Deferred Charges	108,546.38
DEBT SERVICE		3 Farm		State and Federal Aid Receivable	86,036.38
Principal Payments	1,023,000.00	4a Commercial 1366 24.89		Other Receivables	1,737,366.96
Interest Payments	258,440.44	4b Industrial 130 12.05		Total	12,978,807.31
TYPE I SCHL DEBT *MEMO	218,158.50	4c Apartments 396 15.49		LIABILITIES, RESERVES, AND SURPLUS	
DEFERRED CHARGES	3,458,968.46	Total 7687		Cash Liabilities	7,799,084.29
SCHOOL, COUNTY, SPECIAL DISTRICT TAXES	10,937,549.65	Land Area 3.20 Sq. Miles		Reserves for Receivables	3,933,594.64
RESERVE FOR UNCOLLECTED TAXES	1,291,385.99	Net Valuation Taxable-Municipal		Surplus Dec. 31, 1983	1,246,128.38
EXPENDITURES		Net Valuation Taxable-County		Total	12,978,807.31
TOTAL	37,626,574.62	State Equalized Valuation			
		State Equalization Ratio			

1430
Population 1980 7,275
Population 1983 7,409
S & P Rating AA
Moody Rating A1

General Tax Rate Per \$100. 7.27
State Equalized Tax Rate 2.20

PASSAIC TOWNSHIP – MORRIS COUNTY
Form of Government:
Township Committee
Number of Members on Governing Body – 5

PER CAPITA:
Gross Debt 1,030.41
Net Debt 919.07
Debt Service 128.93
Total Tax Levy 881.19
Municipal Expenditures 503.15
PER CENT:
Gross Debt 2.81
Net Debt 2.50
Tax Levy Collected 97.04
Tax Levy Cancelled, Abated or Adjusted .37

EXPENDITURES		REVENUES-REALIZED		1983 PROPERTY TAX	
GENERAL GOVERNMENT				STATE EQUALIZED TAX RATE	
Governing Body & Public Boards		1983 Property Taxes Collected	6,331,359.37	Local District School Taxes .94	2,753,178.00
Municipal Clerk		1983 Payments in Lieu of Taxes		Regional & Consolidated School Tax .47	1,378,621.87
Financial Administration	29,232.00	Delinquent Tax & Lien Collections	247,137.80	School Taxes in Municipal Budget	
Assessment of Taxes	16,703.00	Business Personalty Replacement Taxes	107,170.96	County Taxes	1,096,857.85
Collection of Taxes	29,625.00	Taxes from Public Utilities	1,146,656.00	County Library Taxes	
Planning, Housing & Development	52,308.00	Other Miscellaneous Tax Revenues		Local Municipal Purpose Taxes .41	1,192,866.86
Human Resources		State Aid Revenues	59,403.12	Veteran & Senior Citizen Taxes	64,000.00
Elections		Federal Aid Revenues		Total Taxes for Rate Computation 2.20	6,485,524.58
General Administration (other)	328,135.50	State and Local Fiscal Assistance Act Utilized	55,311.00	Special District Taxes	
JUDICIARY		Sale of Acquired Property		Bank Corp. Taxes	5,716.77
Municipal Courts	22,246.00	Other Miscellaneous Revenues	1,061,744.50	Added and Omitted Taxes	101,479.62
PUBLIC SAFETY		Total	9,008,782.75	Total Taxes Levied - ABSTRACT	6,528,720.97
Fire Protection	101,068.00	Prior Years Surplus Appropriated	517,640.91	Total Taxes Billed	6,524,217.43
Police Protection	646,082.50	REVENUES TOTAL	9,526,423.66	1983 TAXES COLLECTED	6,331,359.37
Civil Defense & Disaster Control	1,550.00	Reserve For Uncollected Taxes	308,840.72	1983 Taxes Cancelled, Abated or Adjusted	23,862.65
Environmental Inspection & Control	27,393.00			Transfer to Tax Title Liens or Foreclosed	13,071.34
Other Public Safety		CAPITAL OUTLAY TOTAL	494,409.72	Balance Outstanding Dec. 31, 1983	155,924.07
PUBLIC WORKS				PRIOR YEARS TAXES OUTSTANDING	
Streets and Drainage	396,849.44	Public Enterprises		Balance January 1, 1983	246,443.44
Sewers and Sewage Processing	162,178.00	Recreation—Culture	21,801.46	Collected in 1983	242,448.71
Garbage and Trash Disposal	229,100.00	Public Works	284,389.81	Cancelled, Abated or Adjusted 1983	.01
Public Buildings and Grounds	22,876.00	Buildings and Grounds	165,521.19	Transfers to Tax Title Liens or Foreclosed	3,984.72
Other Public Works	45,780.91	Library and Education	22,425.01	Balance December 31, 1983	10.00
HEALTH and WELFARE		Conservation	272.25	TAX TITLE LIENS OUTSTANDING	
Health Services Except Environmental	21,763.00	All Other		Balance January 1, 1983	20,979.88
Welfare-Public Assistance	5,275.00			Transfer From Taxes	17,354.81
Hospitals, Clinics, First Aid		CAPITAL DEBT AUTHORIZED, DECEMBER 31, 1983		Redeemed in 1983	4,669.09
Animal, Insect, & Rodent Control	5,500.00	ISSUED AND UNISSUED		Cancelled, Abated or Adjusted (1983)	
Other Welfare Services		School	824,958	Transfers to Foreclosed Property	
RECREATION and CONSERVATION		Self-liquidating	6,809,367	Balance December 31, 1983	33,645.60
Beaches and Boardwalks		Other	7,634,325	PROPERTY ACQUIRED BY DEED OR FORECLOSURE	
Parks, Playgrounds, Shade Trees	11,348.00	Total		Balance January 1, 1983	248,550.00
Land Reclamation & Conservation	2,400.00			Transfers From Taxes or Liens	
Other Recreational Services	30,069.00	ISSUED AND OUTSTANDING		Sale for Cash (1983)	
EDUCATION (excluding schools)		School	824,958.06	Cancelled, Abated or Adjusted (1983)	
Libraries	66,000.00	Self-Liquidating	6,467,500.00	Balance December 31, 1983	248,550.00
Other Educational Services	5,250.00	Other	7,292,458.06	CURRENT FINANCES DECEMBER 31, 1983	
STATUTORY EXPENDITURES		Total		ASSETS	
Pensions & F. I. C. A.	152,687.00	EQUALIZED VALUATION BASIS	272,000,561	Cash Dec. 31, 1983	1,330,060.98
Employee Fringe Benefits	51,942.00	FOR NET DEBT COMPUTATION		Taxes Receivable	155,934.07
Other Statutory Expenditures		REAL PROPERTY VALUATIONS		Tax Title Liens	33,645.60
CETA And Other Public Employment Programs		Code Class # of Parcels % VAL'N	ASSESSED VALUATION	Foreclosed Property	248,550.00
MUNICIPAL FUNCTIONS		1 Vacant Land 528 4.22	3,686,390.00	Emergencies & Other Deferred Charges	
CAPITAL IMPROVEMENTS	*MEMO*	2 Residential 2215 82.09	71,732,905.00	State and Federal Aid Receivable	
DEBT SERVICE		3 Farm 43 .79	688,450.00	Other Receivables	18,911.63
Principal Payments	385,000.00	4a Commercial 103 10.57	9,239,565.00	Total	1,787,102.28
Interest Payments	570,207.79	4b Industrial 17 2.33	2,034,225.00	LIABILITIES, RESERVES, AND SURPLUS	
		4c Apartments		Cash Liabilities	245,727.44
		Total 2906	87,381,535.00	Reserves for Receivables	457,041.30
DEFERRED CHARGES	397.65	Land Area 12.50 Sq. Miles		Surplus Dec. 31, 1983	1,084,333.54
SCHOOL, COUNTY, SPECIAL DISTRICT TAXES	5,228,657.72	Net Valuation Taxable-Municipal	88,345,745	Total	1,787,102.28
RESERVE FOR UNCOLLECTED TAXES	308,840.72	Net Valuation Taxable-County	305,545,566		
EXPENDITURES	8,956,465.23	State Equalized Valuation	289,927,685		
TOTAL		State Equalization Ratio	30.24		

1608

Population 1980 **137,970**
 Population 1983 **139,311**
 S & P Rating **BBB**
 Moody Rating **AAA**

General Tax Rate Per \$100. **8.70**
 State Equalized Tax Rate **4.54**

PATERSON CITY – PASSAIC COUNTY
Form of Government:
Mayor–Council Plan D (OMCL 50)
Number of Members on Governing Body – 9

PER CAPITA:		PER CENT:	
Gross Debt	612.48	Gross Debt	7.73
Net Debt	246.86	Net Debt	3.12
Debt Service	66.20	Tax Levy Collected	91.76
Total Tax Levy	389.43	Tax Levy Cancelled, Abated or Adjusted	.56
Municipal Expenditures	549.49		

EXPENDITURES		REVENUES-REALIZED		1983 PROPERTY TAX	
GENERAL GOVERNMENT				STATE EQUALIZED TAX RATE 1.33	
Governing Body & Public Boards	954,299.46	1983 Property Taxes Collected	49,672,361.25	Local District School Taxes	15,767,825.00
Municipal Clerk	85,937.91	1983 Payments in Lieu of Taxes	1,135,636.29	Regional & Consolidated School Tax	
Financial Administration	546,226.92	Delinquent Tax & Lien Collections	3,390,525.94	School Taxes in Municipal Budget	.12 1,424,582.50
Assessment of Taxes	171,818.26	Business Personalty Replacement Taxes	2,698,544.10	County Taxes	.60 7,128,658.17
Collection of Taxes		Taxes from Public Utilities	5,871,289.00	County Library Taxes	
Planning, Housing & Development	144,762.53	Other Miscellaneous Tax Revenues		Local Municipal Purpose Taxes	2.49 29,562,359.96
Human Resources	4,458,699.00	State Aid Revenues	15,480,669.48	Veteran & Senior Citizen Taxes	
Elections	33,875.15	Federal Aid Revenues	2,513,659.00	Total Taxes for Rate Computation	4.54 54,702,625.63
General Administration (other)	5,820,038.15	State and Local Fiscal Assistance Act Utilized	2,098,053.00	Special District Taxes	
JUDICIARY		Sale of Acquired Property	53,492.24	Bank Corp. Taxes	132,853.25
Municipal Courts	455,812.70	Other Miscellaneous Revenues	10,004,374.61	Added and Omitted Taxes	234,944.63
PUBLIC SAFETY		Total	92,919,204.91	Total Taxes Levied - ABSTRACT	54,251,223.51
Fire Protection	8,661,705.00	Prior Years Surplus Appropriated		Total Taxes Billed	54,132,181.87
Police Protection	8,773,819.90	REVENUES TOTAL	92,919,204.91	1983 TAXES COLLECTED	49,672,361.25
Civil Defense & Disaster Control	38,006.93	Reserve For Uncollected Taxes	4,547,761.12	1983 Taxes Cancelled, Abated or Adjusted	303,835.14
Environmental Inspection & Control		CAPITAL OUTLAY TOTAL	2,483,167.74	Transfer to Tax Title Liens or Foreclosed	442,394.70
Other Public Safety				Balance Outstanding Dec. 31, 1983	3,713,590.78
PUBLIC WORKS				PRIOR YEARS TAXES OUTSTANDING	
Streets and Drainage	3,005,035.77	Public Enterprises		Balance January 1, 1983	5,334,148.14
Sewers and Sewage Processing	5,177,563.67	Recreation—Culture	45,796.79	Collected in 1983	2,816,041.98
Garbage and Trash Disposal	2,227,266.00	Public Works	21,727.12	Cancelled, Abated or Adjusted 1983	1,400,840.52
Public Buildings and Grounds	1,839,442.10	Buildings and Grounds	226,468.99	Transfers to Tax Title Liens or Foreclosed	729,871.61
Other Public Works		Library and Education	2,084,600.00	Balance December 31, 1983	387,394.03
HEALTH and WELFARE		Conservation	104,574.84	TAX TITLE LIENS OUTSTANDING	
Health Services Except Environmental	2,534,483.12	All Other		Balance January 1, 1983	2,716,980.11
Welfare-Public Assistance	472,000.00	CAPITAL DEBT AUTHORIZED, DECEMBER 31, 1983		Transfer From Taxes	1,269,655.96
Hospitals, Clinics, First Aid		ISSUED AND UNISSUED		Redeemed in 1983	574,483.96
Animal, Insect, & Rodent Control	42,900.00	SCHOOL	37,312,000	Cancelled, Abated or Adjusted (1983)	298,869.32
Other Welfare Services	164,169.54	Self-liquidating	3,488,000	Transfers to Foreclosed Property	91,618.98
RECREATION and CONSERVATION		Other	44,525,000	Balance December 31, 1983	3,021,663.81
Beaches and Boardwalks		Total	85,325,000	PROPERTY ACQUIRED BY DEED OR FORECLOSURE	
Parks, Playgrounds, Shade Trees	859,958.19	ISSUED AND OUTSTANDING		Balance January 1, 1983	871,182.32
Land Reclamation & Conservation		SCHOOL	37,312,000.00	Transfers From Taxes or Liens	105,057.68
Other Recreational Services	368,801.00	Self-Liquidating	3,488,000.00	Sale for Cash (1983)	98,891.24
EDUCATION (excluding schools)		Other	44,525,000.00	Cancelled, Abated or Adjusted (1983)	169,245.00
Libraries	712,200.00	Total	85,325,000.00	Balance December 31, 1983	708,103.76
Other Educational Services	68,936.29	EQUALIZED VALUATION BASIS FOR NET DEBT COMPUTATION		CURRENT FINANCES DECEMBER 31, 1983	
STATUTORY EXPENDITURES		REAL PROPERTY VALUATIONS		ASSETS	
Pensions & F. I. C. A.	4,835,273.04	Code Class # of Parcels % VAL'N	ASSESSED VALUATION	Cash Dec. 31, 1983	15,322,091.55
Employee Fringe Benefits		1 Vacant Land 1954 1.49	8,932,210.00	Taxes Receivable	4,100,984.81
Other Statutory Expenditures	150,872.00	2 Residential 17209 58.82	353,376,280.00	Tax Title Liens	3,021,063.81
CETA And Other Public Employment Programs	3,953,059.00	3 Farm		Foreclosed Property	708,103.76
MUNICIPAL FUNCTIONS TOTAL	56,557,561.63	4a Commercial 2489 20.32	122,089,850.00	Emergencies & Other Deferred Charges	2,734,133.35
CAPITAL IMPROVEMENTS *MEMC*	175,000.00	4b Industrial 479 11.00	66,096,200.00	State and Federal Aid Receivable	
DEBT SERVICE		4c Apartments 494 8.37	50,256,550.00	Other Receivables	5,126,481.49
Principal Payments	3,838,000.00	Total 22625	600,751,090.00	Total	31,013,458.77
Interest Payments	5,383,878.69	Land Area 8.44 Sq. Miles		LIABILITIES, RESERVES, AND SURPLUS	
TYPE I SCHL DEBT *MEMO	5,404,442.11	Net Valuation Taxable-Municipal	619,508,474	Cash Liabilities	19,628,173.71
DEFERRED CHARGES		Net Valuation Taxable-County	1,175,803,714	Reserves for Receivables	10,844,208.53
SCHOOL, COUNTY, SPECIAL DISTRICT TAXES	24,321,065.67	State Equalized Valuation	1,169,475,222	Surplus Dec. 31, 1983	541,076.53
RESERVE FOR UNCOLLECTED TAXES	4,547,761.12	State Equalization Ratio	52.24	Total	31,013,458.77
EXPENDITURES TOTAL	100,870,382.57				

1981 3000

* ABOVE DEBT SERVICE INCLUDES TYPE I SCHOOL DEBT

0814
Population 1980 6,944
Population 1983 6,813
S & P Rating
Moody Rating

General Tax Rate Per \$100. 2.87
State Equalized Tax Rate 2.31

PAULSBORO BOROUGH - GLOUCESTER CO.
Form of Government:
Borough Council
Number of Members on Governing Body - 6

PER CAPITA:
Gross Debt 297.47
Net Debt 169.85
Debt Service 9.87
Total Tax Levy 416.65
Municipal Expenditures 281.83
PER CENT:
Gross Debt 1.80
Net Debt 1.03
Tax Levy Collected 95.02
Tax Levy Cancelled, Abated or Adjusted .13

EXPENDITURES		REVENUES-REALIZED		1983 PROPERTY TAX	
GENERAL GOVERNMENT				STATE EQUALIZED TAX RATE	
Governing Body & Public Boards	11,000.00	1983 Property Taxes Collected	2,698,992.71	Local District School Taxes 1.10	1,348,929.98
Municipal Clerk	31,847.00	1983 Payments in Lieu of Taxes		Regional & Consolidated School Tax	
Financial Administration	38,411.00	Delinquent Tax & Lien Collections	166,118.79	School Taxes in Municipal Budget	
Assessment of Taxes	9,706.00	Business Personalty Replacement Taxes	122,361.64	County Taxes .61	755,532.80
Collection of Taxes	18,210.00	Taxes from Public Utilities	235,280.48	County Library Taxes	
Planning, Housing & Development	5,053.37	Other Miscellaneous Tax Revenues		Local Municipal Purpose Taxes .59	723,474.87
Human Resources	50.00	State Aid Revenues	100,785.05	Veteran & Senior Citizen Taxes	101,250.00
Elections	2,500.00	Federal Aid Revenues		Total Taxes for Rate Computation 2.30	2,929,187.65
General Administration (other)	175,772.84	State and Local Fiscal Assistance Act Utilized	102,087.00	Special District Taxes	
JUDICIARY		Sale of Acquired Property	34,357.00	Bank Corp. Taxes	6,896.90
Municipal Courts	23,801.93	Other Miscellaneous Revenues	238,950.09	Added and Omitted Taxes	3,822.86
PUBLIC SAFETY		Total	3,698,932.76	Total Taxes Levied - ABSTRACT	2,838,657.41
Fire Protection	33,135.58	Prior Years Surplus Appropriated	338,000.00	Total Taxes Billed	2,840,499.72
Police Protection	536,991.20	REVENUES TOTAL	4,036,932.76	1983 TAXES COLLECTED	2,698,992.71
Civil Defense & Disaster Control	125.00	Reserve For Uncollected Taxes	225,159.23	1983 Taxes Cancelled, Abated or Adjusted	3,678.75
Environmental Inspection & Control	33,233.16	CAPITAL OUTLAY TOTAL	285,155.33	Transfer to Tax Title Liens or Foreclosed	14,024.47
Other Public Safety		Public Enterprises	29,364.00	Balance Outstanding Dec. 31, 1983	123,803.79
PUBLIC WORKS		Recreation—Culture		PRIOR YEARS TAXES OUTSTANDING	
Streets and Drainage	245,195.11	Public Works	99,097.83	Balance January 1, 1983	127,205.27
Sewers and Sewage Processing	130,263.28	Buildings and Grounds	156,693.50	Collected in 1983	122,224.48
Garbage and Trash Disposal	11,500.00	Library and Education		Cancelled, Abated or Adjusted 1983	
Public Buildings and Grounds	24,000.00	Conservation		Transfers to Tax Title Liens or Foreclosed	3,864.99
Other Public Works		All Other		Balance December 31, 1983	1,115.80
HEALTH and WELFARE		CAPITAL DEBT AUTHORIZED, DECEMBER 31, 1983		TAX TITLE LIENS OUTSTANDING	
Health Services Except Environmental	2,711.20	ISSUED AND UNISSUED		Balance January 1, 1983	80,275.47
Welfare-Public Assistance	22,370.03	School	832,000	Transfer From Taxes	18,592.94
Hospitals, Clinics, First Aid		Self-liquidating	332,000	Redeemed in 1983	43,894.31
Animal, Insect, & Rodent Control	3,540.00	Other	862,636	Cancelled, Abated or Adjusted (1983)	
Other Welfare Services		Total	2,026,636	Transfers to Foreclosed Property	2,909.34
RECREATION and CONSERVATION		ISSUED AND OUTSTANDING		Balance December 31, 1983	52,064.76
Beaches and Boardwalks	16,750.00	School	267,000.00	PROPERTY ACQUIRED BY DEED OR	
Parks, Playgrounds, Shade Trees	100.00	Self-Liquidating	180,000.00	FORECLOSURE	
Land Reclamation & Conservation	18,888.50	Other	657,336.93	Balance January 1, 1983	357,947.66
Other Recreational Services		Total	1,104,336.93	Transfers From Taxes or Liens	2,909.34
EDUCATION (excluding schools)		EQUALIZED VALUATION BASIS		Sale for Cash (1983)	64,357.00
Libraries	32,913.35	FOR NET DEBT COMPUTATION	112,881,273	Cancelled, Abated or Adjusted (1983)	
Other Educational Services		REAL PROPERTY VALUATIONS		Balance December 31, 1983	296,500.00
STATUTORY EXPENDITURES		Code Class # of Parcels % VAL'N	ASSESSED VALUATION	CURRENT FINANCES DECEMBER 31, 1983	
Pensions & F. I. C. A.	108,900.00	1 Vacant Land 263 2.01	1,947,100.00	ASSETS	
Employee Fringe Benefits	73,500.00	2 Residential 1936 46.88	45,310,500.00	Cash Dec. 31, 1983	699,484.52
Other Statutory Expenditures	6,500.00	3 Farm		Taxes Receivable	124,919.59
CETA And Other Public Employment Programs		4a Commercial 170 45.76	44,225,300.00	Tax Title Liens	52,064.76
MUNICIPAL FUNCTIONS TOTAL	1,617,028.55	4b Industrial 9 2.76	2,667,900.00	Foreclosed Property	296,500.00
CAPITAL IMPROVEMENTS *MEMO*		4c Apartments 8 2.58	2,498,100.00	Emergencies & Other Deferred Charges	9,229.07
DEBT SERVICE		Total 2386	96,648,900.00	State and Federal Aid Receivable	2,065.00
Principal Payments	27,702.38	Land Area 2.09 Sq. Miles		Other Receivables	56,685.64
Interest Payments	39,553.43	Net Valuation Taxable-Municipal	98,838,915	Total	1,240,948.58
DEFERRED CHARGES	10,693.65	Net Valuation Taxable-County	123,719,019	LIABILITIES, RESERVES, AND SURPLUS	
SCHOOL, COUNTY, SPECIAL DISTRICT TAXES	2,104,462.78	State Equalized Valuation	122,341,321	Cash Liabilities	211,017.95
RESERVE FOR UNCOLLECTED TAXES	225,159.23	State Equalization Ratio 80.44		Reserves for Receivables	530,169.99
EXPENDITURES TOTAL	4,024,600.02			Surplus Dec. 31, 1983	499,760.64
				Total	1,240,948.58

1815
Population 1980 2,038
Population 1983 2,026
S & P Rating
Moody Rating

General Tax Rate Per \$100. 1.59
State Equalized Tax Rate 1.42

PEAPACK GLADSTONE BORO. - SOM. CO.
Form of Government:
Borough Council
Number of Members on Governing Body - 6

PER CAPITA:
Gross Debt 1,144.82
Net Debt 735.64
Debt Service 110.68
Total Tax Levy 1,320.92
Municipal Expenditures 665.92
PER CENT:
Gross Debt 1.71
Net Debt 1.10
Tax Levy Collected 98.56
Tax Levy Cancelled, Abated or Adjusted

EXPENDITURES		REVENUES-REALIZED		1983 PROPERTY TAX	
GENERAL GOVERNMENT				STATE EQUALIZED TAX RATE → .57	
Governing Body & Public Boards		1983 Property Taxes Collected	2,627,396.33	Local District School Taxes	1,049,229.50
Municipal Clerk		1983 Payments in Lieu of Taxes		Regional & Consolidated School Tax	
Financial Administration	20,475.00	Delinquent Tax & Lien Collections	75,961.09	School Taxes in Municipal Budget	
Assessment of Taxes	8,930.00	Business Personalty Replacement Taxes	28,648.76	County Taxes	800,025.46
Collection of Taxes	11,400.00	Taxes from Public Utilities	144,617.00	County Library Taxes	62,419.00
Planning, Housing & Development	14,030.00	Other Miscellaneous Tax Revenues		Local Municipal Purpose Taxes	718,573.50
Human Resources		State Aid Revenues	13,280.59	Veteran & Senior Citizen Taxes	19,000.00
Elections		Federal Aid Revenues		Total Taxes for Rate Computation	2,649,247.46
General Administration (other)	168,380.00	State and Local Fiscal Assistance Act Utilized	21,760.12	Special District Taxes	
JUDICIARY		Sale of Acquired Property		Bank Corp. Taxes	11,029.75
Municipal Courts	13,550.00	Other Miscellaneous Revenues	233,395.37	Added and Omitted Taxes	34,898.08
PUBLIC SAFETY		Total	3,145,059.26	Total Taxes Levied - ABSTRACT	2,676,175.29
Fire Protection	50,385.00	Prior Years Surplus Appropriated	374,000.00	Total Taxes Billed	2,665,737.41
Police Protection	175,739.00	REVENUES TOTAL	3,519,059.26	1983 TAXES COLLECTED	2,627,396.33
Civil Defense & Disaster Control	225.00	Reserve For Uncollected Taxes	218,774.24	1983 Taxes Cancelled, Abated or Adjusted	4.77
Environmental Inspection & Control	20,880.00	CAPITAL OUTLAY TOTAL	359,579.43	Transfer to Tax Title Liens or Foreclosed	1,256.10
Other Public Safety				Balance Outstanding Dec. 31, 1983	37,080.21
PUBLIC WORKS				PRIOR YEARS TAXES OUTSTANDING	
Streets and Drainage	135,270.12	Public Enterprises	22,254.36	Balance January 1, 1983	70,422.91
Sewers and Sewage Processing		Recreation—Culture		Collected in 1983	70,410.90
Garbage and Trash Disposal	76,000.00	Public Works	60,119.67	Cancelled, Abated or Adjusted 1983	
Public Buildings and Grounds	109,610.00	Buildings and Grounds	277,205.40	Transfers to Tax Title Liens or Foreclosed	12.00
Other Public Works		Library and Education		Balance December 31, 1983	.01
HEALTH and WELFARE		Conservation		TAX TITLE LIENS OUTSTANDING	
Health Services Except Environmental	9,499.00	All Other		Balance January 1, 1983	4,282.09
Welfare-Public Assistance	1,265.00	CAPITAL DEBT AUTHORIZED, DECEMBER 31, 1983		Transfer From Taxes	1,268.10
Hospitals, Clinics, First Aid		ISSUED AND UNISSUED		Redeemed in 1983	5,550.19
Animal, Insect, & Rodent Control		School		Cancelled, Abated or Adjusted (1983)	
Other Welfare Services		Self-liquidating	815,500	Transfers to Foreclosed Property	
RECREATION and CONSERVATION -		Other	1,503,900	Balance December 31, 1983	
Beaches and Boardwalks		Total	2,319,400	PROPERTY ACQUIRED BY DEED OR FORECLOSURE	
Parks, Playgrounds, Shade Trees				Balance January 1, 1983	
Land Reclamation & Conservation	400.00			Transfers From Taxes or Liens	
Other Recreational Services	13,800.00			Sale for Cash (1983)	
EDUCATION (excluding schools)				Cancelled, Abated or Adjusted (1983)	
Libraries	2,100.00	ISSUED AND OUTSTANDING		Balance December 31, 1983	
Other Educational Services		School	577,100.00	CURRENT FINANCES DECEMBER 31, 1983	
STATUTORY EXPENDITURES		Self-Liquidating	1,317,500.00	ASSETS	
Pensions & F. I. C. A.	51,300.00	Other	1,894,600.00	Cash Dec. 31, 1983	2,565,348.38
Employee Fringe Benefits		Total		Taxes Receivable	37,080.22
Other Statutory Expenditures		EQUALIZED VALUATION BASIS FOR NET DEBT COMPUTATION	135,898,143	Tax Title Liens	
CETA And Other Public Employment Programs		REAL PROPERTY VALUATIONS		Foreclosed Property	
MUNICIPAL FUNCTIONS TOTAL	883,238.12	Code Class # of Parcels % VAL'N		Emergencies & Other Deferred Charges	
CAPITAL IMPROVEMENTS *MEMO*	20,000.00	1 Vacant Land 124 3.35	5,508,450.00	State and Federal Aid Receivable	439.83
DEBT SERVICE		2 Residential 518 33.03	54,355,950.00	Other Receivables	8,929.38
Principal Payments	100,000.00	3 Farm 74 3.21	5,290,100.00	Total	2,611,797.81
Interest Payments	124,232.58	4a Commercial 49 8.27	13,606,000.00	LIABILITIES, RESERVES, AND SURPLUS	
		4b Industrial 7 51.22	84,306,200.00	Cash Liabilities	136,065.60
		4c Apartments 9 .92	1,518,850.00	Reserves for Receivables	46,009.60
		Total 781	164,585,550.00	Surplus Dec. 31, 1983	2,429,722.61
DEFERRED CHARGES	22,972.51	Land Area 5.80 Sq. Miles		Total	2,611,797.81
SCHOOL, COUNTY, SPECIAL DISTRICT TAXES	1,911,673.96	Net Valuation Taxable-Municipal	165,439,965		
RESERVE FOR UNCOLLECTED TAXES	218,774.24	Net Valuation Taxable-County	163,354,066		
EXPENDITURES TOTAL	3,260,821.41	State Equalized Valuation	184,733,518		
		State Equalization Ratio	89.51		

0328
Population 1980 1,198
Population 1983 1,201
S & P Rating
Moody Rating

General Tax Rate Per \$100.
3.54
State Equalized Tax Rate
2.03

PEMBERTON BOROUGH – BURLINGTON CO.
Form of Government:
Borough Council
Number of Members on Governing Body – 6

PER CAPITA:
Gross Debt 84.10
Net Debt 79.93
Debt Service
Total Tax Levy 385.52
Municipal Expenditures 241.55
PER CENT:
Gross Debt .64
Net Debt .61
Tax Levy Collected 88.96
Tax Levy Cancelled, Abated or Adjusted .18

EXPENDITURES		REVENUES-REALIZED		1983 PROPERTY TAX	
GENERAL GOVERNMENT				STATE EQUALIZED TAX RATE	
Governing Body & Public Boards				Local District School Taxes	1.47
Municipal Clerk				Regional & Consolidated School Tax	
Financial Administration	4,800.00	1983 Property Taxes Collected	412,382.06	School Taxes in Municipal Budget	
Assessment of Taxes	2,550.00	1983 Payments in Lieu of Taxes		County Taxes	.57
Collection of Taxes	4,374.23	Delinquent Tax & Lien Collections	49,079.28	County Library Taxes	.03
Planning, Housing & Development	3,200.00	Business Personalty Replacement Taxes	10,291.60	Local Municipal Purpose Taxes	.56
Human Resources		Taxes from Public Utilities	43,357.00	Veteran & Senior Citizen Taxes	
Elections		Other Miscellaneous Tax Revenues		Total Taxes for Rate Computation	2.63
General Administration (other)	33,955.24	State Aid Revenues	18,925.46	Special District Taxes	
JUDICIARY		Federal Aid Revenues	5,653.00	Bank Corp. Taxes	
Municipal Courts	14,354.37	State and Local Fiscal Assistance Act Utilized		Added and Omitted Taxes	
PUBLIC SAFETY		Sale of Acquired Property		Total Taxes Levied - ABSTRACT	463,008.06
Fire Protection	14,050.00	Other Miscellaneous Revenues	62,980.36	Total Taxes Billed	463,534.86
Police Protection	60,350.00	Total	602,668.76	1983 TAXES COLLECTED	412,382.06
Civil Defense & Disaster Control	150.00	Prior Years Surplus Appropriated	30,000.00	1983 Taxes Cancelled, Abated or Adjusted	842.52
Environmental Inspection & Control	4,230.00	REVENUES TOTAL	632,668.76	Transfer to Tax Title Liens or Foreclosed	6,678.21
Other Public Safety		Reserve For Uncollected Taxes	61,304.82	Balance Outstanding Dec. 31, 1983	43,632.07
PUBLIC WORKS		CAPITAL OUTLAY TOTAL	30,000.00	PRIOR YEARS TAXES OUTSTANDING	
Streets and Drainage	12,000.00			Balance January 1, 1983	41,513.67
Sewers and Sewage Processing	35,200.00	Public Enterprises	30,000.00	Collected in 1983	39,882.59
Garbage and Trash Disposal	7,791.00	Recreation—Culture		Cancelled, Abated or Adjusted 1983	957.08
Public Buildings and Grounds	600.00	Public Works		Transfers to Tax Title Liens or Foreclosed	673.37
Other Public Works		Buildings and Grounds		Balance December 31, 1983	.63
HEALTH and WELFARE		Library and Education		TAX TITLE LIENS OUTSTANDING	
Health Services Except Environmental	100.00	Conservation		Balance January 1, 1983	21,141.77
Welfare-Public Assistance	2,540.00	All Other		Transfer From Taxes	7,351.58
Hospitals, Clinics, First Aid		CAPITAL DEBT AUTHORIZED, DECEMBER 31, 1983		Redeemed in 1983	9,196.69
Animal, Insect, & Rodent Control	100.00	ISSUED AND UNISSUED		Cancelled, Abated or Adjusted (1983)	
Other Welfare Services		School		Transfers to Foreclosed Property	
RECREATION and CONSERVATION		Self-Liquidating	101,000	Balance December 31, 1983	19,296.66
Beaches and Boardwalks		Other		PROPERTY ACQUIRED BY DEED OR	
Parks, Playgrounds, Shade Trees	1,500.00	Total	101,000	FORECLOSURE	
Land Reclamation & Conservation		ISSUED AND OUTSTANDING		Balance January 1, 1983	7,700.00
Other Recreational Services		School		Transfers From Taxes or Liens	
EDUCATION (excluding schools)		Self-Liquidating	62,000.00	Sale for Cash (1983)	
Libraries	6,250.00	Other		Cancelled, Abated or Adjusted (1983)	
Other Educational Services		Total	62,000.00	Balance December 31, 1983	7,700.00
STATUTORY EXPENDITURES		EQUALIZED VALUATION BASIS		CURRENT FINANCES DECEMBER 31, 1983	
Pensions & F. I. C. A.	9,818.94	FOR NET DEBT COMPUTATION	15,835,729	ASSETS	
Employee Fringe Benefits	2,300.00	REAL PROPERTY VALUATIONS		Cash Dec. 31, 1983	163,789.20
Other Statutory Expenditures	2,500.00	Code Class # of Parcels % VAL'N		Taxes Receivable	43,632.70
CETA And Other Public Employment Programs		1 Vacant Land 23 2.30	282,000.00	Tax Title Liens	19,296.66
MUNICIPAL FUNCTIONS TOTAL	222,713.78	2 Residential 308 70.46	8,645,050.00	Foreclosed Property	7,700.00
CAPITAL IMPROVEMENTS *MEMO*		3 Farm 7 .42	50,900.00	Emergencies & Other Deferred Charges	10,067.69
DEBT SERVICE		4a Commercial 48 19.60	2,405,050.00	State and Federal Aid Receivable	
Principal Payments		4b Industrial		Other Receivables	13,170.14
Interest Payments		4c Apartments 7 7.23	886,500.00	Total	257,656.39
DEFERRED CHARGES	6,082.40	Total	12,269,500.00	LIABILITIES, RESERVES, AND SURPLUS	
SCHOOL, COUNTY, SPECIAL DISTRICT TAXES	364,008.06	Land Area .76 Sq. Miles		Cash Liabilities	51,215.70
RESERVE FOR UNCOLLECTED TAXES	61,304.82	Net Valuation Taxable-Municipal	13,081,846	Reserves for Receivables	83,799.50
EXPENDITURES TOTAL	654,109.06	Net Valuation Taxable-County	16,624,409	Surplus Dec. 31, 1983	122,641.19
		State Equalized Valuation	17,328,028	Total	257,656.39
		State Equalization Ratio	74.29		

0329

Population 1980 29,720
 Population 1983 30,876
 S & P Rating AAA
 Moody Rating AAA

General Tax Rate Per \$100.
 3.06
 State Equalized Tax Rate
 2.47

PEMBERTON TWP. - BURLINGTON COUNTY
Form of Government:
Township Committee
Number of Members on Governing Body - 5

PER CAPITA:

Gross Debt 511.99
 Net Debt 52.35
 Debt Service 12.39
 Total Tax Levy 272.10
 Municipal Expenditures 203.33

PER CENT:

Gross Debt 5.13
 Net Debt .52
 Tax Levy Collected 87.92
 Tax Levy Cancelled, Abated
 or Adjusted .17

EXPENDITURES		REVENUES-REALIZED		1983 PROPERTY TAX	
GENERAL GOVERNMENT				STATE EQUALIZED TAX RATE →	
Governing Body & Public Boards		1983 Property Taxes Collected	7,378,009.99	Local District School Taxes 1.28	4,315,092.38
Municipal Clerk		1983 Payments in Lieu of Taxes		Regional & Consolidated School Tax	
Financial Administration	205,235.00	Delinquent Tax & Lien Collections	902,635.57	School Taxes in Municipal Budget	
Assessment of Taxes	80,065.00	Business Personalty Replacement Taxes	50,810.80	County Taxes .55	1,847,966.02
Collection of Taxes	100,470.00	Taxes from Public Utilities	1,435,331.00	County Library Taxes .03	103,268.48
Planning, Housing & Development	61,082.50	Other Miscellaneous Tax Revenues		Local Municipal Purpose Taxes .61	2,064,324.06
Human Resources	183,840.00	State Aid Revenues	731,574.36	Veteran & Senior Citizen Taxes	201,900.00
Elections		Federal Aid Revenues		Total Taxes for Rate Computation 2.47	8,532,550.94
General Administration (other)	509,411.00	State and Local Fiscal Assistance Act Utilized	322,564.29	Special District Taxes	
JUDICIARY		Sale of Acquired Property	849,346.23	Bank Corp. Taxes	12,145.69
Municipal Courts	107,765.00	Other Miscellaneous Revenues	11,670,272.24	Added and Omitted Taxes	58,638.10
PUBLIC SAFETY		Total	11,670,272.24	Total Taxes Levied - ABSTRACT	8,401,434.73
Fire Protection	81,888.92	Prior Years Surplus Appropriated	735,000.00	Total Taxes Billed	8,391,842.82
Police Protection	1,222,073.66	REVENUES TOTAL	12,405,272.24	1983 TAXES COLLECTED	7,378,009.99
Civil Defense & Disaster Control	3,240.00	Reserve For Uncollected Taxes	1,175,568.30	1983 Taxes Cancelled, Abated or Adjusted	14,068.98
Environmental Inspection & Control	73,025.00	CAPITAL OUTLAY TOTAL	417,172.45	Transfer to Tax Title Liens or Foreclosed	247,398.58
Other Public Safety				Balance Outstanding Dec. 31, 1983	752,365.27
PUBLIC WORKS				PRIOR YEARS TAXES OUTSTANDING	
Streets and Drainage	204,900.00	Public Enterprises	197,043.99	Balance January 1, 1983	737,753.18
Sewers and Sewage Processing		Recreation—Culture		Collected in 1983	641,850.37
Garbage and Trash Disposal		Public Works	156,507.11	Cancelled, Abated or Adjusted 1983	8,284.08
Public Buildings and Grounds	263,260.00	Buildings and Grounds	63,621.35	Transfers to Tax Title Liens or Foreclosed	72,530.84
Other Public Works	793,466.67	Library and Education		Balance December 31, 1983	15,087.89
HEALTH and WELFARE		Conservation		TAX TITLE LIENS OUTSTANDING	
Health Services Except Environmental		All Other		Balance January 1, 1983	1,140,326.36
Welfare-Public Assistance	72,365.00	CAPITAL DEBT AUTHORIZED, DECEMBER 31, 1983		Transfer From Taxes	341,873.87
Hospitals, Clinics, First Aid		ISSUED AND UNISSUED		Redeemed in 1983	260,785.20
Animal, Insect, & Rodent Control	38,200.58	School	3,609,000	Cancelled, Abated or Adjusted (1983)	55,495.09
Other Welfare Services		Self-liquidating	10,582,875	Transfers to Foreclosed Property	
RECREATION and CONSERVATION		Other	1,616,224	Balance December 31, 1983	1,165,919.94
Beaches and Boardwalks		Total	15,808,099	PROPERTY ACQUIRED BY DEED OR	
Parks, Playgrounds, Shade Trees				FORECLOSURE	
Land Reclamation & Conservation	150.00	ISSUED AND OUTSTANDING		Balance January 1, 1983	775,323.00
Other Recreational Services	112,454.06	School	3,609,000.00	Transfers From Taxes or Liens	
EDUCATION (excluding schools)		Self-liquidating	10,582,875.36	Sale for Cash (1983)	
Libraries	70,000.00	Other	94,750.00	Cancelled, Abated or Adjusted (1983)	
Other Educational Services	5,000.00	Total	14,286,625.36	Balance December 31, 1983	775,323.00
STATUTORY EXPENDITURES		EQUALIZED VALUATION BASIS		CURRENT FINANCES DECEMBER 31, 1983	
Pensions & F. I. C. A.	297,012.56	FOR NET DEBT COMPUTATION	308,371,234	ASSETS	
Employee Fringe Benefits	220,730.00	REAL PROPERTY VALUATIONS		Cash Dec. 31, 1983	1,828,139.74
Other Statutory Expenditures	10,500.00	Code Class # of Parcels % VAL'N		Taxes Receivable	767,453.16
CETA And Other Public Employment Programs		1 Vacant Land 5345 7.64		Tax Title Liens	1,165,919.94
MUNICIPAL FUNCTIONS TOTAL	4,716,134.95	2 Residential 6923 81.82		Foreclosed Property	775,323.00
CAPITAL IMPROVEMENTS *MEMO*	35,000.00	3 Farm 514 2.81		Emergencies & Other Deferred Charges	10,000.00
DEBT SERVICE		4a Commercial 146 4.56		State and Federal Aid Receivable	4,928.77
Principal Payments	194,388.78	4b Industrial 10 1.10		Other Receivables	56,891.39
Interest Payments	188,017.44	4c Apartments 42 2.07		Total	4,608,656.00
DEFERRED CHARGES	3,770.12	Total 12980		LIABILITIES, RESERVES, AND SURPLUS	
SCHOOL, COUNTY, SPECIAL DISTRICT TAXES	6,266,326.88	Land Area 64.67 Sq. Miles		Cash Liabilities	419,376.21
RESERVE FOR UNCOLLECTED TAXES	1,175,568.30	Net Valuation Taxable-Municipal	271,971,396	Reserves for Receivables	2,751,723.47
EXPENDITURES TOTAL	12,544,206.47	Net Valuation Taxable-County	308,995,018	Surplus Dec. 31, 1983	1,437,556.32
		State Equalized Valuation	336,025,926	Total	4,608,656.00
		State Equalization Ratio	80.61		

1108
Population 1980 2,109
Population 1983 2,102
S & P Rating
Moody Rating A

General Tax Rate Per \$100. 2.35
State Equalized Tax Rate 2.28

PENNINGTON BOROUGH – MERCER CO.
Form of Government:
Borough Council
Number of Members on Governing Body – 6

PER CAPITA:
Gross Debt 359.32
Net Debt 208.01
Debt Service 44.29
Total Tax Levy 840.64
Municipal Expenditures 333.20
PER CENT:
Gross Debt 1.07
Net Debt .62
Tax Levy Collected 97.33
Tax Levy Cancelled, Abated or Adjusted

EXPENDITURES		REVENUES-REALIZED		1983 PROPERTY TAX	
GENERAL GOVERNMENT				STATE EQUALIZED TAX RATE →	
Governing Body & Public Boards		1983 Property Taxes Collected	1,714,864.64	Local District School Taxes	
Municipal Clerk		1983 Payments in Lieu of Taxes		Regional & Consolidated School Tax	1.27 980,003.45
Financial Administration	8,000.00	Delinquent Tax & Lien Collections	46,214.22	School Taxes in Municipal Budget	
Assessment of Taxes	4,990.00	Business Personalty Replacement Taxes	22,639.08	County Taxes	.72 559,464.50
Collection of Taxes	4,920.70	Taxes from Public Utilities	128,418.00	County Library Taxes	
Planning, Housing & Development	17,300.00	Other Miscellaneous Tax Revenues		Local Municipal Purpose Taxes	.28 217,258.89
Human Resources		State Aid Revenues	16,297.82	Veteran & Senior Citizen Taxes	17,250.00
Elections	800.00	Federal Aid Revenues		Total Taxes for Rate Computation	2.27 1,773,976.90
General Administration (other)	53,348.00	State and Local Fiscal Assistance Act Utilized	8,301.53	Special District Taxes	
JUDICIARY		Sale of Acquired Property		Bank Corp. Taxes	8,991.51
Municipal Courts	9,308.00	Other Miscellaneous Revenues	155,660.80	Added and Omitted Taxes	1,298.17
PUBLIC SAFETY		Total	2,092,396.09	Total Taxes Levied - ABSTRACT	1,767,016.58
Fire Protection	8,000.00	Prior Years Surplus Appropriated	144,000.00	Total Taxes Billed	1,761,843.95
Police Protection	65,798.06	REVENUES TOTAL	2,236,396.09	1983 TAXES COLLECTED	1,714,864.64
Civil Defense & Disaster Control	200.00	Reserve For Uncollected Taxes	114,234.00	1983 Taxes Cancelled, Abated or Adjusted	
Environmental Inspection & Control	10,100.00	CAPITAL OUTLAY TOTAL	125,160.74	Transfer to Tax Title Liens or Foreclosed	
Other Public Safety		Public Enterprises	61,981.65	Balance Outstanding Dec. 31, 1983	46,979.31
PUBLIC WORKS		Recreation—Culture		PRIOR YEARS TAXES OUTSTANDING	
Streets and Drainage	113,672.02	Public Works	37,679.09	Balance January 1, 1983	45,873.38
Sewers and Sewage Processing	19,582.04	Buildings and Grounds	25,500.00	Collected in 1983	45,873.38
Garbage and Trash Disposal	63,799.66	Library and Education		Cancelled, Abated or Adjusted 1983	
Public Buildings and Grounds	21,187.38	Conservation		Transfers to Tax Title Liens or Foreclosed	
Other Public Works		All Other		Balance December 31, 1983	
HEALTH and WELFARE				TAX TITLE LIENS OUTSTANDING	
Health Services Except Environmental	8,100.00			Balance January 1, 1983	3,115.60
Welfare-Public Assistance	260.00			Transfer From Taxes	
Hospitals, Clinics, First Aid				Redeemed in 1983	340.84
Animal, Insect, & Rodent Control				Cancelled, Abated or Adjusted (1983)	
Other Welfare Services				Transfers to Foreclosed Property	
RECREATION and CONSERVATION				Balance December 31, 1983	2,774.76
Beaches and Boardwalks				PROPERTY ACQUIRED BY DEED OR	
Parks, Playgrounds, Shade Trees	7,554.24			FORECLOSURE	
Land Reclamation & Conservation				Balance January 1, 1983	2,860.00
Other Recreational Services	1,200.00			Transfers From Taxes or Liens	
EDUCATION (excluding schools)				Sale for Cash (1983)	
Libraries	24,930.00			Cancelled, Abated or Adjusted (1983)	
Other Educational Services	2,000.00			Balance December 31, 1983	2,860.00
STATUTORY EXPENDITURES				CURRENT FINANCES DECEMBER 31, 1983	
Pensions & F. I. C. A.	35,600.00			ASSETS	
Employee Fringe Benefits	7,100.00			Cash Dec. 31, 1983	244,894.72
Other Statutory Expenditures	2,000.00			Taxes Receivable	46,979.31
CETA And Other Public Employment Programs				Tax Title Liens	2,774.76
MUNICIPAL FUNCTIONS TOTAL	489,750.10			Foreclosed Property	2,860.00
CAPITAL IMPROVEMENTS *MEMO*	20,000.00			Emergencies & Other Deferred Charges	6,600.00
DEBT SERVICE				State and Federal Aid Receivable	1,561.12
Principal Payments	70,000.00			Other Receivables	31,706.96
Interest Payments	23,100.00			Total	337,376.87
DEFERRED CHARGES	3,300.00			LIABILITIES, RESERVES, AND SURPLUS	
SCHOOL, COUNTY, SPECIAL DISTRICT TAXES	1,539,468.01			Cash Liabilities	57,117.63
RESERVE FOR UNCOLLECTED TAXES	114,234.00			Reserves for Receivables	83,162.19
EXPENDITURES TOTAL	2,239,852.11			Surplus Dec. 31, 1983	197,097.05
				Total	337,376.87

1707
Population 1980 5,760
Population 1983 5,557
S & P Rating
Moody Rating

General Tax Rate Per \$100. 4.34
State Equalized Tax Rate 3.38

PENNS GROVE BORO. - SALEM CO.
Form of Government:
Borough Council
Number of Members on Governing Body - 6

PER CAPITA:
Gross Debt 226.11
Net Debt 141.53
Debt Service 7.37
Total Tax Levy 300.85
Municipal Expenditures 261.20

PER CENT:
Gross Debt 2.91
Net Debt 1.82
Tax Levy Collected 81.67
Tax Levy Cancelled, Abated or Adjusted .30

EXPENDITURES		REVENUES-REALIZED		1983 PROPERTY TAX	
GENERAL GOVERNMENT				STATE EQUALIZED TAX RATE	
Governing Body & Public Boards		1983 Property Taxes Collected	1,366,063.43	Local District School Taxes	
Municipal Clerk		1983 Payments in Lieu of Taxes	32,791.00	Regional & Consolidated School Tax	1.54
Financial Administration	14,564.58	Delinquent Tax & Lien Collections	227,000.95	School Taxes in Municipal Budget	
Assessment of Taxes	5,881.79	Business Personalty Replacement Taxes	64,388.90	County Taxes	.77
Collection of Taxes	23,197.64	Taxes from Public Utilities	261,835.00	County Library Taxes	
Planning, Housing & Development	14,559.46	Other Miscellaneous Tax Revenues		Local Municipal Purpose Taxes	1.05
Human Resources		State Aid Revenues	116,920.03	Veteran & Senior Citizen Taxes	
Elections		Federal Aid Revenues		Total Taxes for Rate Computation	3.36
General Administration (other)	127,990.34	State and Local Fiscal Assistance Act Utilized	69,789.62	Special District Taxes	
JUDICIARY		Sale of Acquired Property	5,300.00	Bank Corp. Taxes	9,403.36
Municipal Courts	22,571.00	Other Miscellaneous Revenues	164,450.40	Added and Omitted Taxes	3,385.20
PUBLIC SAFETY		Total	2,308,539.33	Total Taxes Levied - ABSTRACT	1,671,823.66
Fire Protection	29,441.52	Prior Years Surplus Appropriated	211,136.79	Total Taxes Billed	1,672,622.72
Police Protection	469,488.71	REVENUES TOTAL	2,519,676.12	1983 TAXES COLLECTED	1,366,063.43
Civil Defense & Disaster Control		Reserve For Uncollected Taxes	322,200.00	1983 Taxes Cancelled, Abated or Adjusted	5,000.00
Environmental Inspection & Control	16,002.50	CAPITAL OUTLAY TOTAL	36,955.82	Transfer to Tax Title Liens or Foreclosed	55,000.00
Other Public Safety				Balance Outstanding Dec. 31, 1983	246,559.29
PUBLIC WORKS				PRIOR YEARS TAXES OUTSTANDING	
Streets and Drainage	143,958.49	Public Enterprises		Balance January 1, 1983	243,455.81
Sewers and Sewage Processing		Recreation—Culture		Collected in 1983	220,598.68
Garbage and Trash Disposal	75,010.50	Public Works	36,948.72	Cancelled, Abated or Adjusted 1983	2,294.38
Public Buildings and Grounds	31,985.15	Buildings and Grounds	7.10	Transfers to Tax Title Liens or Foreclosed	20,404.80
Other Public Works		Library and Education		Balance December 31, 1983	157.95
HEALTH and WELFARE		Conservation		TAX TITLE LIENS OUTSTANDING	
Health Services Except Environmental	7,726.36	All Other		Balance January 1, 1983	138,834.38
Welfare-Public Assistance	7,589.32	CAPITAL DEBT AUTHORIZED, DECEMBER 31, 1983		Transfer From Taxes	78,488.33
Hospitals, Clinics, First Aid	1,000.00	ISSUED AND UNISSUED		Redeemed in 1983	6,402.27
Animal, Insect, & Rodent Control	1,715.00	School	470,007	Cancelled, Abated or Adjusted (1983)	
Other Welfare Services		Self-liquidating		Transfers to Foreclosed Property	
RECREATION and CONSERVATION		Other	786,500	Balance December 31, 1983	210,920.44
Beaches and Boardwalks		Total	1,256,507	PROPERTY ACQUIRED BY DEED OR FORECLOSURE	
Parks, Playgrounds, Shade Trees				Balance January 1, 1983	77,200.00
Land Reclamation & Conservation				Transfers From Taxes or Liens	
Other Recreational Services	4,533.78			Sale for Cash (1983)	5,300.00
EDUCATION (excluding schools)				Cancelled, Abated or Adjusted (1983)	
Libraries	7,000.00	ISSUED AND OUTSTANDING		Balance December 31, 1983	71,900.00
Other Educational Services	3,000.00	School	470,007.17	CURRENT FINANCES DECEMBER 31, 1983	
STATUTORY EXPENDITURES		Self-Liquidating		ASSETS	
Pensions & F. I. C. A.	68,100.00	Other		Cash Dec. 31, 1983	733,693.49
Employee Fringe Benefits		Total	470,007.17	Taxes Receivable	246,717.24
Other Statutory Expenditures	5,000.00	EQUALIZED VALUATION BASIS		Tax Title Liens	210,920.44
CETA And Other Public Employment Programs		FOR NET DEBT COMPUTATION	43,220,338	Foreclosed Property	71,900.00
MUNICIPAL FUNCTIONS		REAL PROPERTY VALUATIONS		Emergencies & Other Deferred Charges	44,500.00
CAPITAL IMPROVEMENTS	1,080,316.14	Code Class # of Parcels % VAL'N		State and Federal Aid Receivable	6,086.88
MEMO		1 Vacant Land 307 1.68	605,900.00	Other Receivables	57,826.43
DEBT SERVICE		2 Residential 1283 74.00	26,660,050.00	Total	1,371,644.48
Principal Payments	38,000.00	3 Farm 2	1,200.00	LIABILITIES, RESERVES, AND SURPLUS	
Interest Payments	2,945.00	4a Commercial 120 18.31	6,595,700.00	Cash Liabilities	326,732.76
		4b Industrial		Reserves for Receivables	587,364.11
		4c Apartments 11 6.01	2,165,700.00	Surplus Dec. 31, 1983	457,547.61
		Total 1723	36,023,550.00	Total	1,371,644.48
DEFERRED CHARGES		Land Area .90 Sq. Miles			
SCHOOL, COUNTY, SPECIAL DISTRICT TAXES	1,139,035.10	Net Valuation Taxable-Municipal	38,461,694		
RESERVE FOR UNCOLLECTED TAXES	322,200.00	Net Valuation Taxable-County	45,952,562		
EXPENDITURES		State Equalized Valuation	48,623,628		
TOTAL	2,590,496.24	State Equalization Ratio	77.99		

0427

Population 1980 33,775
 Population 1983 34,130
 S & P Rating A+
 Moody Rating AAA

General Tax Rate Per \$100. 4.37
 State Equalized Tax Rate 3.08

PENNSAUKEN TOWNSHIP – CAMDEN CO.
Form of Government:
Township Council
Number of Members on Governing Body – 5

PER CAPITA:

Gross Debt 838.79
 Net Debt 556.66
 Debt Service 98.51
 Total Tax Levy 722.42
 Municipal Expenditures 398.61

PER CENT:

Gross Debt 4.02
 Net Debt 2.67
 Tax Levy Collected 96.35
 Tax Levy Cancelled, Abated or Adjusted .24

EXPENDITURES		REVENUES-REALIZED		1983 PROPERTY TAX	
GENERAL GOVERNMENT				STATE EQUALIZED TAX RATE →	
Governing Body & Public Boards		1983 Property Taxes Collected	23,740,757.83	Local District School Taxes 1.52	11,573,197.00
Municipal Clerk		1983 Payments in Lieu of Taxes	961,892.51	Regional & Consolidated School Tax	
Financial Administration	133,333.00	Delinquent Tax & Lien Collections	1,142,005.60	School Taxes in Municipal Budget	
Assessment of Taxes	95,549.00	Business Personalty Replacement Taxes	3,820,581.00	County Taxes 1.16	* 8,864,922.84
Collection of Taxes	115,605.00	Taxes from Public Utilities		County Library Taxes	
Planning, Housing & Development	59,500.27	Other Miscellaneous Tax Revenues	520,972.68	Local Municipal Purpose Taxes .41	3,099,800.00
Human Resources	149,942.00	State Aid Revenues		Veteran & Senior Citizen Taxes	532,050.00
Elections		Federal Aid Revenues	411,664.63	Total Taxes for Rate Computation 3.09	24,069,969.84
General Administration (other)	1,093,995.00	State and Local Fiscal Assistance Act Utilized		Special District Taxes	880,659.00
JUDICIARY		Sale of Acquired Property	3,973,315.39	Bank Corp. Taxes	33,406.77
Municipal Courts	164,215.00	Other Miscellaneous Revenues	34,571,189.64	Added and Omitted Taxes	204,182.45
PUBLIC SAFETY		Total	500,000.00	Total Taxes Levied - ABSTRACT	24,656,168.06
Fire Protection	502,131.00	Prior Years Surplus Appropriated	35,071,189.64	Total Taxes Billed	24,640,425.78
Police Protection	3,274,646.00	REVENUES TOTAL	1,133,338.22	1983 TAXES COLLECTED	23,740,757.83
Civil Defense & Disaster Control	1,015.00	Reserve For Uncollected Taxes	1,558,218.74	1983 Taxes Cancelled, Abated or Adjusted	59,470.67
Environmental Inspection & Control	171,233.00	CAPITAL OUTLAY TOTAL		Transfer to Tax Title Liens or Foreclosed	165,670.24
Other Public Safety		Public Enterprises	110,181.41	Balance Outstanding Dec. 31, 1983	674,527.04
PUBLIC WORKS		Recreation—Culture	186,209.75	PRIOR YEARS TAXES OUTSTANDING	
Streets and Drainage	934,818.50	Public Works	657,172.24	Balance January 1, 1983	1,167,543.66
Sewers and Sewage Processing		Buildings and Grounds	593,823.93	Collected in 1983	848,281.92
Garbage and Trash Disposal		Library and Education		Cancelled, Abated or Adjusted 1983	236,236.11
Public Buildings and Grounds	159,488.00	Conservation	10,831.41	Transfers to Tax Title Liens or Foreclosed	48,570.12
Other Public Works		All Other		Balance December 31, 1983	34,455.51
HEALTH and WELFARE		CAPITAL DEBT AUTHORIZED, DECEMBER 31, 1983		TAX TITLE LIENS OUTSTANDING	
Health Services Except Environmental	23,011.00	ISSUED AND UNISSUED		Balance January 1, 1983	374,647.08
Welfare-Public Assistance	50,213.00	School	3,443,000	Transfer From Taxes	212,508.44
Hospitals, Clinics, First Aid		Self-liquidating	1,907,588	Redeemed in 1983	116,158.25
Animal, Insect, & Rodent Control		Other	23,277,173	Cancelled, Abated or Adjusted (1983)	
Other Welfare Services		Total	28,627,761	Transfers to Foreclosed Property	
RECREATION and CONSERVATION		ISSUED AND OUTSTANDING		Balance December 31, 1983	470,997.27
Beaches and Boardwalks	250,454.00	School	3,443,000.00	PROPERTY ACQUIRED BY DEED OR FORECLOSURE	
Parks, Playgrounds, Shade Trees	57,000.00	Self-liquidating	95,758,860.00	Balance January 1, 1983	417,047.50
Land Reclamation & Conservation	77,122.00	Other	23,270,450.00	Transfers From Taxes or Liens	1,731.92
Other Recreational Services		Total	122,472,310.00	Sale for Cash (1983)	
EDUCATION (excluding schools)		EQUALIZED VALUATION BASIS		Cancelled, Abated or Adjusted (1983)	
Libraries	222,795.00	FOR NET DEBT COMPUTATION	711,654,903	Balance December 31, 1983	418,779.42
Other Educational Services	3,895.00	REAL PROPERTY VALUATIONS		CURRENT FINANCES DECEMBER 31, 1983	
STATUTORY EXPENDITURES		Code Class # of Parcels % VAL'N		ASSETS	
Pensions & F. I. C. A.	606,090.22	1 Vacant Land 899 2.85	15,184,900.00	Cash Dec. 31, 1983	4,006,058.05
Employee Fringe Benefits	399,200.00	2 Residential 10331 51.91	276,602,600.00	Taxes Receivable	708,982.55
Other Statutory Expenditures	20,000.00	3 Farm		Tax Title Liens	470,997.27
CETA And Other Public Employment Programs		4a Commercial 725 34.72	185,037,600.00	Foreclosed Property	418,779.42
MUNICIPAL FUNCTIONS		4b Industrial 38 8.48	45,172,600.00	Emergencies & Other Deferred Charges	8,760.69
CAPITAL IMPROVEMENTS		4c Apartments 31 2.04	10,878,100.00	State and Federal Aid Receivable	73,082.00
DEBT SERVICE		Total 12024	532,875,800.00	Other Receivables	676,623.81
Principal Payments	1,317,793.75	Land Area 10.56 Sq. Miles		Total	6,363,283.79
Interest Payments	2,044,455.19	Net Valuation Taxable-Municipal	538,452,621	LIABILITIES, RESERVES, AND SURPLUS	
DEFERRED CHARGES		Net Valuation Taxable-County	757,221,822	Cash Liabilities	2,335,558.88
SCHOOL, COUNTY, SPECIAL DISTRICT TAXES	543,643.06	State Equalized Valuation	761,452,486	Reserves for Receivables	2,275,383.05
RESERVE FOR UNCOLLECTED TAXES	21,318,778.84	State Equalization Ratio	70.51	Surplus Dec. 31, 1983	1,752,341.86
EXPENDITURES				Total	6,363,283.79
TOTAL	34,923,260.05				

1708

Population 1980 13,848
 Population 1983 13,928
 S & P Rating
 Moody Rating

General Tax Rate Per \$100. 3.86
 State Equalized Tax Rate 2.21

PENNSVILLE TOWNSHIP - SALEM COUNTY
Form of Government:
Township Council
Number of Members on Governing Body - 5

PER CAPITA:

Gross Debt 76.56
 Net Debt 48.63
 Debt Service 8.03
 Total Tax Levy 514.74
 Municipal Expenditures 459.04

PER CENT:

Gross Debt .37
 Net Debt .23
 Tax Levy Collected 93.84
 Tax Levy Cancelled, Abated or Adjusted .03

EXPENDITURES		REVENUES-REALIZED		1983 PROPERTY TAX	
GENERAL GOVERNMENT		STATE EQUALIZED TAX RATE		1.36	
Governing Body & Public Boards	22,980.00	1983 Property Taxes Collected	6,737,601.97	Local District School Taxes	4,423,629.50
Municipal Clerk	31,400.00	1983 Payments in Lieu of Taxes		Regional & Consolidated School Tax	
Financial Administration	58,632.00	Delinquent Tax & Lien Collections	389,081.23	School Taxes in Municipal Budget	
Assessment of Taxes	26,512.00	Business Personalty Replacement Taxes	1,951,242.80	County Taxes	2,730,963.79
Collection of Taxes	56,970.00	Taxes from Public Utilities	3,508,033.00	County Library Taxes	
Planning, Housing & Development	15,963.00	Other Miscellaneous Tax Revenues		Local Municipal Purpose Taxes	
Human Resources		State Aid Revenues	96,773.03	Veteran & Senior Citizen Taxes	178,360.00
Elections		Federal Aid Revenues		Total Taxes for Rate Computation	7,332,953.29
General Administration (other)	237,629.00	State and Local Fiscal Assistance Act Utilized	25,000.00	Special District Taxes	
JUDICIARY	73,857.00	Sale of Acquired Property	795,811.21	Bank Corp. Taxes	8,623.26
PUBLIC SAFETY		Other Miscellaneous Revenues	13,503,543.24	Added and Omitted Taxes	6,062.18
Fire Protection	150,960.00	Total	14,253,575.78	Total Taxes Levied - ABSTRACT	7,169,278.73
Police Protection	1,267,253.00	Prior Years Surplus Appropriated	750,032.54	Total Taxes Billed	7,180,120.03
Civil Defense & Disaster Control	15,767.00	REVENUES	14,253,575.78	1983 TAXES COLLECTED	6,737,601.97
Environmental Inspection & Control	44,000.00	Reserve For Uncollected Taxes	678,349.87	1983 Taxes Cancelled, Abated or Adjusted	2,401.10
Other Public Safety		CAPITAL OUTLAY	153,140.99	Transfer to Tax Title Liens or Foreclosed	25,021.78
PUBLIC WORKS	1,277,328.00	Total		Balance Outstanding Dec. 31, 1983	415,095.18
Streets and Drainage		Public Enterprises	133,989.82	PRIOR YEARS TAXES OUTSTANDING	
Sewers and Sewage Processing		Recreation—Culture		Balance January 1, 1983	384,030.60
Garbage and Trash Disposal	337,453.00	Public Works	14,151.17	Collected in 1983	378,219.05
Public Buildings and Grounds	198,331.00	Buildings and Grounds	5,000.00	Cancelled, Abated or Adjusted 1983	
Other Public Works	48,700.00	Library and Education		Transfers to Tax Title Liens or Foreclosed	5,811.55
HEALTH and WELFARE		Conservation		Balance December 31, 1983	
Health Services Except Environmental	57,789.00	All Other		TAX TITLE LIENS OUTSTANDING	
Welfare-Public Assistance	9,965.00	CAPITAL DEBT AUTHORIZED, DECEMBER 31, 1983		Balance January 1, 1983	42,507.36
Hospitals, Clinics, First Aid	7,500.00	ISSUED AND UNISSUED		Transfer From Taxes	31,523.14
Animal, Insect, & Rodent Control	20,280.00	GROSS DEBT		Redeemed in 1983	10,862.18
Other Welfare Services		School	121,000	Cancelled, Abated or Adjusted (1983)	
RECREATION and CONSERVATION	4,710.00	Self-liquidating	285,000	Transfers to Foreclosed Property	
Beaches and Boardwalks		Other	660,279	Balance December 31, 1983	63,028.32
Parks, Playgrounds, Shade Trees		Total	1,066,279	PROPERTY ACQUIRED BY DEED OR FORECLOSURE	
Land Reclamation & Conservation				Balance January 1, 1983	99,111.00
Other Recreational Services	283,615.00	ISSUED AND OUTSTANDING		Transfers From Taxes or Liens	
EDUCATION (excluding schools)		School	121,000.00	Sale for Cash (1983)	
Libraries	78,000.00	Self-Liquidating	150,000.00	Cancelled, Abated or Adjusted (1983)	
Other Educational Services	250,000.00	Other	444,250.00	Balance December 31, 1983	99,111.00
STATUTORY EXPENDITURES		Total	715,250.00	CURRENT FINANCES DECEMBER 31, 1983	
Pensions & F. I. C. A.	305,900.00	EQUALIZED VALUATION BASIS		ASSETS	
Employee Fringe Benefits	268,800.00	FOR NET DEBT COMPUTATION	290,046,745	Cash Dec. 31, 1983	2,379,643.75
Other Statutory Expenditures	22,515.00	REAL PROPERTY VALUATIONS		Taxes Receivable	415,095.18
CETA And Other Public Employment Programs		Code Class # of Parcels % VAL'N		Tax Title Liens	63,028.32
MUNICIPAL FUNCTIONS	5,172,815.00	1 Vacant Land 1663 2.06	3,754,200.00	Foreclosed Property	99,111.00
CAPITAL IMPROVEMENTS	*MEMO*	2 Residential 4193 48.09	87,471,800.00	Emergencies & Other Deferred Charges	2,894.06
DEBT SERVICE		3 Farm 186 1.05	1,909,100.00	State and Federal Aid Receivable	
Principal Payments	74,750.00	4a Commercial 188 7.45	13,558,400.00	Other Receivables	28,254.31
Interest Payments	37,094.24	4b Industrial 5 38.86	70,687,000.00	Total	2,988,026.02
		4c Apartments 7 2.48	4,519,300.00	LIABILITIES, RESERVES, AND SURPLUS	
		Total 6242	181,900,400.00	Cash Liabilities	792,597.27
DEFERRED CHARGES	430,474.29	Land Area 23.10 Sq. Miles		Reserves for Receivables	605,488.81
SCHOOL, COUNTY, SPECIAL DISTRICT TAXES	7,154,595.29	Net Valuation Taxable-Municipal	185,856,421	Surplus Dec. 31, 1983	1,589,940.54
RESERVE FOR UNCOLLECTED TAXES	678,349.87	Net Valuation Taxable-County	331,571,756	Total	2,988,026.62
EXPENDITURES	13,548,076.69	State Equalized Valuation	322,302,094		
TOTAL		State Equalization Ratio	57.14		

1431
Population 1980 13,776
Population 1983 13,732
S & P Rating
Moody Rating AAA

General Tax Rate Per \$100. 6.41
State Equalized Tax Rate 2.52

PEQUANNOCK TOWNSHIP – MORRIS CO.
Form of Government:
Council-Manager Plan E (OMCL 50)
Number of Members on Governing Body – 5

PER CAPITA:
Gross Debt 384.44
Net Debt 202.52
Debt Service 23.73
Total Tax Levy 751.46
Municipal Expenditures 290.07
PER CENT:
Gross Debt 1.38
Net Debt .73
Tax Levy Collected 98.25
Tax Levy Cancelled, Abated or Adjusted .03

EXPENDITURES		REVENUES-REALIZED		1983 PROPERTY TAX	
GENERAL GOVERNMENT				STATE EQUALIZED TAX RATE 1.65	
Governing Body & Public Boards		1983 Property Taxes Collected	10,132,506.90	Local District School Taxes	6,735,642.12
Municipal Clerk		1983 Payments in Lieu of Taxes		Regional & Consolidated School Tax	
Financial Administration	52,855.00	Delinquent Tax & Lien Collections	193,292.84	School Taxes in Municipal Budget	
Assessment of Taxes	30,140.00	Business Personalty Replacement Taxes	125,830.92	County Taxes	.37 1,505,244.56
Collection of Taxes	34,120.00	Taxes from Public Utilities	714,928.00	County Library Taxes	
Planning, Housing & Development	60,905.00	Other Miscellaneous Tax Revenues		Local Municipal Purpose Taxes	.50 2,037,310.86
Human Resources		State Aid Revenues	157,976.25	Veteran & Senior Citizen Taxes	131,000.00
Elections		Federal Aid Revenues		Total Taxes for Rate Computation	2.52 10,409,197.54
General Administration (other)	331,505.00	State and Local Fiscal Assistance Act Utilized	94,139.00	Special District Taxes	
JUDICIARY		Sale of Acquired Property		Bank Corp. Taxes	12,608.33
Municipal Courts	32,785.00	Other Miscellaneous Revenues	538,415.57	Added and Omitted Taxes	28,211.14
PUBLIC SAFETY		Total	11,957,089.48	Total Taxes Levied - ABSTRACT	10,319,017.01
Fire Protection	55,020.00	Prior Years Surplus Appropriated	483,000.00	Total Taxes Billed	10,312,866.09
Police Protection	788,918.00	REVENUES TOTAL	12,440,089.48	1983 TAXES COLLECTED	10,132,506.90
Civil Defense & Disaster Control	2,453.00	Reserve For Uncollected Taxes	457,000.00	1983 Taxes Cancelled, Abated or Adjusted	2,739.61
Environmental Inspection & Control	30,741.00	CAPITAL OUTLAY TOTAL	421,967.82	Transfer to Tax Title Liens or Foreclosed	29,143.07
Other Public Safety				Balance Outstanding Dec. 31, 1983	148,476.51
PUBLIC WORKS				PRIOR YEARS TAXES OUTSTANDING	
Streets and Drainage	317,640.00	Public Enterprises	70,449.12	Balance January 1, 1983	177,886.59
Sewers and Sewage Processing	240,101.00	Recreation—Culture	168,098.02	Collected in 1983	176,874.14
Garbage and Trash Disposal		Public Works	154,555.12	Cancelled, Abated or Adjusted 1983	.01
Public Buildings and Grounds	148,553.00	Buildings and Grounds	28,865.56	Transfers to Tax Title Liens or Foreclosed	82.44
Other Public Works		Library and Education		Balance December 31, 1983	930.00
HEALTH and WELFARE		Conservation		TAX TITLE LIENS OUTSTANDING	
Health Services Except Environmental	214,150.00	All Other		Balance January 1, 1983	156,485.40
Welfare-Public Assistance	2,090.00			Transfer From Taxes	29,265.61
Hospitals, Clinics, First Aid				Redeemed in 1983	16,418.70
Animal, Insect, & Rodent Control				Cancelled, Abated or Adjusted (1983)	
Other Welfare Services				Transfers to Foreclosed Property	
RECREATION and CONSERVATION				Balance December 31, 1983	169,332.31
Beaches and Boardwalks				PROPERTY ACQUIRED BY DEED OR FORECLOSURE	
Parks, Playgrounds, Shade Trees	280,485.00			Balance January 1, 1983	135,650.00
Land Reclamation & Conservation	1,070.00			Transfers From Taxes or Liens	
Other Recreational Services	27,776.00			Sale for Cash (1983)	
EDUCATION (excluding schools)				Cancelled, Abated or Adjusted (1983)	
Libraries				Balance December 31, 1983	135,650.00
Other Educational Services	230,000.00			CURRENT FINANCES DECEMBER 31, 1983	
STATUTORY EXPENDITURES				ASSETS	
Pensions & F. I. C. A.	221,250.00			Cash Dec. 31, 1983	1,296,335.27
Employee Fringe Benefits	70,400.00			Taxes Receivable	149,406.51
Other Statutory Expenditures				Tax Title Liens	169,332.31
CETA And Other Public Employment Programs				Foreclosed Property	135,650.00
MUNICIPAL FUNCTIONS				Emergencies & Other Deferred Charges	109,609.00
CAPITAL IMPROVEMENTS				State and Federal Aid Receivable	7,153.67
DEBT SERVICE				Other Receivables	74,050.69
Principal Payments	75,440.00			Total	1,941,537.45
Interest Payments	250,432.86			LIABILITIES, RESERVES, AND SURPLUS	
DEFERRED CHARGES				Cash Liabilities	624,500.26
SCHOOL, COUNTY, SPECIAL DISTRICT TAXES	27,405.00			Reserves for Receivables	508,107.85
RESERVE FOR UNCOLLECTED TAXES	8,240,886.68			Surplus Dec. 31, 1983	808,929.34
EXPENDITURES				Total	1,941,537.45
TOTAL	12,224,121.54				

1216
Population 1980 38,951
Population 1983 38,786
S & P Rating
Moody Rating AAA

General Tax Rate Per \$100. 6.17
State Equalized Tax Rate 3.68

PERTH AMBOY CITY – MIDDLESEX COUNTY
Form of Government:
Mayor-Council Plan B (OMCL 50)
Number of Members on Governing Body – 5

PER CAPITA:
Gross Debt 479.56
Net Debt 102.04
Debt Service 34.68
Total Tax Levy 520.94
Municipal Expenditures 417.91

PER CENT:
Gross Debt 3.30
Net Debt .70
Tax Levy Collected 96.19
Tax Levy Cancelled, Abated or Adjusted .35

EXPENDITURES		REVENUES-REALIZED		1983 PROPERTY TAX	
GENERAL GOVERNMENT		1983 Property Taxes Collected		STATE EQUALIZED TAX RATE →	
Governing Body & Public Boards	100,944.00	19,447,373.45		Local District School Taxes	1.33 7,310,455.50
Municipal Clerk	139,532.00	1983 Payments in Lieu of Taxes		Regional & Consolidated School Tax	
Financial Administration	305,198.00	826,952.02		School Taxes in Municipal Budget	.04 203,838.50
Assessment of Taxes	124,487.00	Delinquent Tax & Lien Collections		County Taxes	.83 4,573,530.02
Collection of Taxes		Business Personalty Replacement Taxes		County Library Taxes	
Planning, Housing & Development	29,280.00	1,672,438.88		Local Municipal Purpose Taxes	1.47 8,039,445.53
Human Resources	623,799.00	Taxes from Public Utilities		Veteran & Senior Citizen Taxes	
Elections	12,600.00	1,714,087.00		Total Taxes for Rate Computation	3.67 20,480,919.55
General Administration (other)	1,190,675.91	Other Miscellaneous Tax Revenues		Special District Taxes	
JUDICIARY		State Aid Revenues		Bank Corp. Taxes	20,835.20
Municipal Courts	157,936.00	Federal Aid Revenues		Added and Omitted Taxes	57,074.79
PUBLIC SAFETY		State and Local Fiscal Assistance Act Utilized		Total Taxes Levied - ABSTRACT	20,205,179.54
Fire Protection	1,409,658.00	100,000.00		Total Taxes Billed	20,216,890.08
Police Protection	2,932,028.74	Sale of Acquired Property		1983 TAXES COLLECTED	19,447,373.45
Civil Defense & Disaster Control	21,000.00	Other Miscellaneous Revenues		1983 Taxes Cancelled, Abated or Adjusted	69,892.75
Environmental Inspection & Control	563,831.00	Total		Transfer to Tax Title Liens or Foreclosed	41,742.38
Other Public Safety		27,449,301.52		Balance Outstanding Dec. 31, 1983	657,881.50
PUBLIC WORKS		Prior Years Surplus Appropriated		PRIOR YEARS TAXES OUTSTANDING	
Streets and Drainage	1,015,401.00	TOTAL		Balance January 1, 1983	1,036,071.13
Sewers and Sewage Processing	817,748.00	27,449,301.52		Collected in 1983	547,258.72
Garbage and Trash Disposal	41,000.00	CAPITAL OUTLAY		Cancelled, Abated or Adjusted 1983	
Public Buildings and Grounds	621,430.00	Public Enterprises		Transfers to Tax Title Liens or Foreclosed	7,459.62
Other Public Works		Recreation—Culture		Balance December 31, 1983	481,352.79
HEALTH and WELFARE		Public Works		TAX TITLE LIENS OUTSTANDING	
Health Services Except Environmental	187,564.00	Buildings and Grounds		Balance January 1, 1983	412,775.79
Welfare-Public Assistance	250,000.00	Library and Education		Transfer From Taxes	50,367.78
Hospitals, Clinics, First Aid		Conservation		Redeemed in 1983	279,693.30
Animal, Insect, & Rodent Control		All Other		Cancelled, Abated or Adjusted (1983)	533.00
Other Welfare Services	144,676.00	CAPITAL DEBT AUTHORIZED, DECEMBER 31, 1983		Transfers to Foreclosed Property	
RECREATION and CONSERVATION		ISSUED AND UNISSUED		Balance December 31, 1983	182,917.27
Beaches and Boardwalks		GROSS DEBT		PROPERTY ACQUIRED BY DEED OR FORECLOSURE	
Parks, Playgrounds, Shade Trees	243,788.00	5,164,000		Balance January 1, 1983	359,800.00
Land Reclamation & Conservation		NET DEBT		Transfers From Taxes or Liens	
Other Recreational Services	311,007.00	3,957,544		Sale for Cash (1983)	
EDUCATION (excluding schools)		ISSUED AND OUTSTANDING		Cancelled, Abated or Adjusted (1983)	
Libraries	234,397.00	School		Balance December 31, 1983	359,800.00
Other Educational Services		Self-Liquidating		CURRENT FINANCES DECEMBER 31, 1983	
STATUTORY EXPENDITURES		Other		ASSETS	
Pensions & F. I. C. A.	1,436,000.00	Total		Cash Dec. 31, 1983	2,154,540.23
Employee Fringe Benefits		EQUIALIZED VALUATION BASIS		Taxes Receivable	1,139,234.29
Other Statutory Expenditures	30,000.00	FOR NET DEBT COMPUTATION		Tax Title Liens	182,917.27
CETA And Other Public Employment Programs	9,364.00	REAL PROPERTY VALUATIONS		Foreclosed Property	359,800.00
MUNICIPAL FUNCTIONS	12,953,344.65	Code Class # of Parcels % VAL'N		Emergencies & Other Deferred Charges	244,035.89
CAPITAL IMPROVEMENTS *MEMO*	20,000.00	1 Vacant Land 312 .32		State and Federal Aid Receivable	13,900.00
DEBT SERVICE		2 Residential 6738 40.80		Other Receivables	833,329.84
Principal Payments	805,000.00	3 Farm		Total	4,927,757.52
Interest Payments	540,012.68	4a Commercial 914 13.27		LIABILITIES, RESERVES, AND SURPLUS	
TYPE I SCHL DEBT *MEMO	835,413.50	4b Industrial 199 40.06		Cash Liabilities	1,927,665.68
DEFERRED CHARGES	930,571.83	4c Apartments 122 5.05		Reserves for Receivables	1,918,052.28
SCHOOL, COUNTY, SPECIAL DISTRICT TAXES	12,087,824.02	Total 8285		Surplus Dec. 31, 1983	1,082,039.56
RESERVE FOR UNCOLLECTED TAXES	980,000.00	Land Area 4.55 Sq. Miles		Total	4,927,757.52
EXPENDITURES TOTAL	28,296,753.18	Net Valuation Taxable-Municipal			
		791,943,273			
		Net Valuation Taxable-County			
		545,433,524			
		State Equalized Valuation			
		59.60			

2119

Population 1980 16,647
 Population 1983 16,576
 S & P Rating
 Moody Rating

General Tax Rate Per \$100.

3.21

State Equalized Tax Rate

2.87

PHILLIPSBURG TOWN – WARREN COUNTY**Form of Government:****Council-Manager Plan B (OMCL 50)****Number of Members on Governing Body – 5****PER CAPITA:**

Gross Debt 255.32
 Net Debt 110.60
 Debt Service 18.59
 Total Tax Levy 412.78
 Municipal Expenditures 321.61

PER CENT:

Gross Debt 1.87
 Net Debt .81
 Tax Levy Collected
 Tax Levy Cancelled, Abated
 or Adjusted .09

EXPENDITURES		REVENUES-REALIZED		1983 PROPERTY TAX	
GENERAL GOVERNMENT				STATE EQUALIZED TAX RATE →	
Governing Body & Public Boards	40,500.00	1983 Property Taxes Collected	6,434,483.35	Local District School Taxes 1.52	3,600,936.00
Municipal Clerk	42,829.00	1983 Payments in Lieu of Taxes	30,076.74	Regional & Consolidated School Tax	
Financial Administration	18,120.00	Delinquent Tax & Lien Collections	380,420.08	School Taxes in Municipal Budget	
Assessment of Taxes	31,102.00	Business Personalty Replacement Taxes	484,958.56	County Taxes .60 *	1,421,932.52
Collection of Taxes	70,013.00	Taxes from Public Utilities	733,239.00	County Library Taxes	
Planning, Housing & Development		Other Miscellaneous Tax Revenues		Local Municipal Purpose Taxes .75	1,784,222.58
Human Resources	138,612.00	State Aid Revenues	890,029.23	Veteran & Senior Citizen Taxes	260,600.00
Elections	7,810.00	Federal Aid Revenues		Total Taxes for Rate Computation 2.87	7,067,691.10
General Administration (other)	1,123,003.00	State and Local Fiscal Assistance Act Utilized	139,646.88	Special District Taxes	
JUDICIARY		Sale of Acquired Property	20,150.44	Bank Corp. Taxes	20,111.79
Municipal Courts	43,931.00	Other Miscellaneous Revenues	806,825.56	Added and Omitted Taxes	15,020.49
PUBLIC SAFETY		Total	9,919,829.84	Total Taxes Levied - ABSTRACT	6,842,223.38
Fire Protection	98,480.00	Prior Years Surplus Appropriated	400,000.00	Total Taxes Billed	6,833,963.49
Police Protection	813,445.00	REVENUES TOTAL	10,319,829.84	1983 TAXES COLLECTED	6,434,483.35
Civil Defense & Disaster Control	90.00	Reserve For Uncollected Taxes	537,217.81	1983 Taxes Cancelled, Abated or Adjusted	5,818.69
Environmental Inspection & Control	76,780.00	CAPITAL OUTLAY TOTAL	635,093.56	Transfer to Tax Title Liens or Foreclosed	57,221.73
Other Public Safety				Balance Outstanding Dec. 31, 1983	336,439.72
PUBLIC WORKS				PRIOR YEARS TAXES OUTSTANDING	
Streets and Drainage	165,000.00	Public Enterprises		Balance January 1, 1983	380,719.72
Sewers and Sewage Processing	424,922.00	Recreation—Culture	510,761.79	Collected in 1983	328,846.10
Garbage and Trash Disposal	34,900.00	Public Works	122,664.77	Cancelled, Abated or Adjusted 1983	11,298.35
Public Buildings and Grounds	4,500.00	Buildings and Grounds	1,007.00	Transfers to Tax Title Liens or Foreclosed	37,182.24
Other Public Works	528,478.88	Library and Education		Balance December 31, 1983	3,393.03
HEALTH and WELFARE		Conservation		TAX TITLE LIENS OUTSTANDING	
Health Services Except Environmental		All Other		Balance January 1, 1983	125,139.69
Welfare-Public Assistance	19,302.00			Transfer From Taxes	99,015.45
Hospitals, Clinics, First Aid				Redeemed in 1983	51,573.98
Animal, Insect, & Rodent Control				Cancelled, Abated or Adjusted (1983)	763.73
Other Welfare Services				Transfers to Foreclosed Property	21,295.86
RECREATION and CONSERVATION				Balance December 31, 1983	150,521.57
Beaches and Boardwalks				PROPERTY ACQUIRED BY DEED OR	
Parks, Playgrounds, Shade Trees	56,315.00			FORECLOSURE	
Land Reclamation & Conservation				Balance January 1, 1983	289,074.14
Other Recreational Services	27,351.00			Transfers From Taxes or Liens	21,295.86
EDUCATION (excluding schools)				Sale for Cash (1983)	20,150.44
Libraries	230,864.00			Cancelled, Abated or Adjusted (1983)	46,574.56
Other Educational Services				Balance December 31, 1983	243,645.00
STATUTORY EXPENDITURES				CURRENT FINANCES DECEMBER 31, 1983	
Pensions & F. I. C. A.	315,700.00			ASSETS	
Employee Fringe Benefits	142,380.00			Cash Dec. 31, 1983	3,311,921.50
Other Statutory Expenditures	22,000.00			Taxes Receivable	339,832.75
CETA And Other Public Employment Programs				Tax Title Liens	150,521.57
MUNICIPAL FUNCTIONS				Foreclosed Property	243,645.00
CAPITAL IMPROVEMENTS				Emergencies & Other Deferred Charges	60,202.54
DEBT SERVICE				State and Federal Aid Receivable	
Principal Payments	200,000.00			Other Receivables	356,315.23
Interest Payments	108,105.11			Total	4,462,438.59
DEFERRED CHARGES				LIABILITIES, RESERVES, AND SURPLUS	
SCHOOL, COUNTY, SPECIAL DISTRICT TAXES	9,310.10			Cash Liabilities	2,843,061.51
RESERVE FOR UNCOLLECTED TAXES	5,022,868.52			Reserves for Receivables	790,441.79
EXPENDITURES				Surplus Dec. 31, 1983	828,935.29
TOTAL	10,353,929.42			Total	4,462,438.59

1709
Population 1980 2,810
Population 1983 2,834
S & P Rating
Moody Rating

General Tax Rate Per \$100. 3.93
State Equalized Tax Rate 2.17

PILESGROVE TOWNSHIP – SALEM COUNTY
Form of Government:
Township Committee
Number of Members on Governing Body – 3

PER CAPITA:
Gross Debt 863.73
Net Debt 47.64
Debt Service 22.83
Total Tax Levy 610.08
Municipal Expenditures 277.77

PER CENT:
Gross Debt 3.43
Net Debt .19
Tax Levy Collected 91.83
Tax Levy Cancelled, Abated or Adjusted .23

EXPENDITURES		REVENUES-REALIZED		1983 PROPERTY TAX	
GENERAL GOVERNMENT		STATE EQUALIZED TAX RATE		STATE EQUALIZED TAX RATE	
Governing Body & Public Boards		1983 Property Taxes Collected	1,589,383.55	Local District School Taxes	
Municipal Clerk	9,000.00	1983 Payments in Lieu of Taxes		Regional & Consolidated School Tax	1.37
Financial Administration	5,700.00	Delinquent Tax & Lien Collections	93,765.37	School Taxes in Municipal Budget	
Assessment of Taxes	6,550.00	Business Personalty Replacement Taxes	45,057.58	County Taxes	.80
Collection of Taxes	13,100.00	Taxes from Public Utilities	382,277.31	County Library Taxes	
Planning, Housing & Development	1,600.00	Other Miscellaneous Tax Revenues		Local Municipal Purpose Taxes	
Human Resources		State Aid Revenues	68,404.05	Veteran & Senior Citizen Taxes	
Elections		Federal Aid Revenues		Total Taxes for Rate Computation	2.17
General Administration (other)	51,150.00	State and Local Fiscal Assistance Act Utilized	12,226.99	Special District Taxes	
JUDICIARY	19,600.00	Sale of Acquired Property		Bank Corp. Taxes	3,390.71
Municipal Courts		Other Miscellaneous Revenues	322,009.00	Added and Omitted Taxes	7,053.72
PUBLIC SAFETY		Total	2,513,123.85	Total Taxes Levied - ABSTRACT	1,728,967.42
Fire Protection	23,500.00	Prior Years Surplus Appropriated	289,631.71	Total Taxes Billed	1,730,874.76
Police Protection	4,500.00	REVENUES TOTAL	2,802,755.56	1983 TAXES COLLECTED	1,589,383.55
Civil Defense & Disaster Control	500.00	Reserve For Uncollected Taxes	110,250.00	1983 Taxes Cancelled, Abated or Adjusted	4,034.60
Environmental Inspection & Control	10,900.00			Transfer to Tax Title Liens or Foreclosed	2,161.50
Other Public Safety				Balance Outstanding Dec. 31, 1983	135,295.11
PUBLIC WORKS	141,000.00	CAPITAL OUTLAY TOTAL	231.00	PRIOR YEARS TAXES OUTSTANDING	
Streets and Drainage		Public Enterprises		Balance January 1, 1983	101,747.30
Sewers and Sewage Processing		Recreation—Culture		Collected in 1983	93,636.21
Garbage and Trash Disposal	20,000.00	Public Works		Cancelled, Abated or Adjusted 1983	.01
Public Buildings and Grounds	10,000.00	Buildings and Grounds	231.00	Transfers to Tax Title Liens or Foreclosed	197.64
Other Public Works		Library and Education		Balance December 31, 1983	7,913.44
HEALTH and WELFARE		Conservation		TAX TITLE LIENS OUTSTANDING	
Health Services Except Environmental	1,000.00	All Other		Balance January 1, 1983	5,239.47
Welfare-Public Assistance	8,850.00			Transfer From Taxes	2,482.81
Hospitals, Clinics, First Aid	1,500.00	CAPITAL DEBT AUTHORIZED, DECEMBER 31, 1983		Redeemed in 1983	129.16
Animal, Insect, & Rodent Control	3,100.00	ISSUED AND UNISSUED		Cancelled, Abated or Adjusted (1983)	53.39
Other Welfare Services		School	2,312,816	Transfers to Foreclosed Property	
RECREATION and CONSERVATION		Self-Liquidating	135,000	Balance December 31, 1983	7,539.73
Beaches and Boardwalks		Other	135,000	PROPERTY ACQUIRED BY DEED OR FORECLOSURE	
Parks, Playgrounds, Shade Trees	52,500.00	Total	2,447,816	Balance January 1, 1983	1,400.00
Land Reclamation & Conservation				Transfers From Taxes or Liens	
Other Recreational Services		ISSUED AND OUTSTANDING		Sale for Cash (1983)	
EDUCATION (excluding schools)		School	2,312,816.25	Cancelled, Abated or Adjusted (1983)	
Libraries	2,700.00	Self-Liquidating	135,000.00	Balance December 31, 1983	1,400.00
Other Educational Services	200,000.00	Other	4,447,816.25	CURRENT FINANCES DECEMBER 31, 1983	
STATUTORY EXPENDITURES		Total		ASSETS	
Pensions & F. I. C. A.	17,000.00	EQUALIZED VALUATION BASIS		Cash Dec. 31, 1983	2,613,505.35
Employee Fringe Benefits	6,000.00	FOR NET DEBT COMPUTATION	71,461,509	Taxes Receivable	143,208.55
Other Statutory Expenditures	1,500.00	REAL PROPERTY VALUATIONS		Tax Title Liens	7,539.73
CETA And Other Public Employment Programs		Code Class # of Parcels % VAL'N		Foreclosed Property	1,400.00
MUNICIPAL FUNCTIONS		1 Vacant Land 190 2.23	955,200.00	Emergencies & Other Deferred Charges	1,175.70
CAPITAL IMPROVEMENTS		2 Residential 757 60.10	25,761,700.00	State and Federal Aid Receivable	51,980.02
DEBT SERVICE		3 Farm 645 27.62	11,839,000.00	Other Receivables	89.74
Principal Payments	50,000.00	4a Commercial 52 8.24	3,530,400.00	Total	2,818,899.09
Interest Payments	14,707.50	4b Industrial 2 1.65	705,700.00	LIABILITIES, RESERVES, AND SURPLUS	
		4c Apartments 2 .17	73,500.00	Cash Liabilities	221,175.08
		Total 1648	42,865,500.00	Reserves for Receivables	152,238.02
DEFERRED CHARGES	986.81	Land Area 36.10 Sq. Miles		Surplus Dec. 31, 1983	2,445,485.99
SCHOOL, COUNTY, SPECIAL DISTRICT TAXES	1,718,522.99			Total	2,818,899.09
RESERVE FOR UNCOLLECTED TAXES	110,250.00	Net Valuation Taxable-Municipal	43,863,131		
EXPENDITURES TOTAL	2,505,717.30	Net Valuation Taxable-County	76,852,434		
		State Equalized Valuation	78,540,764		
		State Equalization Ratio	55.28		

1522
Population 1980 **1,796**
Population 1983 **1,805**
S & P Rating
Moody Rating

General Tax Rate Per \$100. **4.08**
State Equalized Tax Rate **2.56**

PINE BEACH BOROUGH – OCEAN COUNTY
Form of Government:
Borough Council
Number of Members on Governing Body – 6

PER CAPITA:
Gross Debt **2,498.69**
Net Debt **2,412.51**
Debt Service **37.45**
Total Tax Levy **721.67**
Municipal Expenditures **314.56**

PER CENT:
Gross Debt **9.38**
Net Debt **9.06**
Tax Levy Collected **93.46**
Tax Levy Cancelled, Abated or Adjusted

EXPENDITURES		REVENUES-REALIZED		1983 PROPERTY TAX	
GENERAL GOVERNMENT				STATE EQUALIZED TAX RATE →	
Governing Body & Public Boards		1983 Property Taxes Collected	1,215,581.98	Local District School Taxes	
Municipal Clerk	6,000.00	1983 Payments in Lieu of Taxes		Regional & Consolidated School Tax 1.61	819,966.32
Financial Administration	4,064.37	Delinquent Tax & Lien Collections	67,920.39	School Taxes in Municipal Budget	
Assessment of Taxes	4,737.33	Business Personalty Replacement Taxes	3,011.56	County Taxes .45	230,220.91
Collection of Taxes	630.28	Taxes from Public Utilities	113,289.00	County Library Taxes .03	14,788.59
Planning, Housing & Development		Other Miscellaneous Tax Revenues		Local Municipal Purpose Taxes .46	234,800.00
Human Resources		State Aid Revenues	12,646.44	Veteran & Senior Citizen Taxes	32,400.00
Elections		Federal Aid Revenues	17,509.00	Total Taxes for Rate Computation 2.55	1,332,175.82
General Administration (other)	62,194.42	State and Local Fiscal Assistance Act Utilized	17,509.00	Special District Taxes	
JUDICIARY		Sale of Acquired Property		Bank Corp. Taxes	2,014.91
Municipal Courts	6,764.39	Other Miscellaneous Revenues	87,069.07	Added and Omitted Taxes	831.05
PUBLIC SAFETY		Total	1,517,027.44	Total Taxes Levied - ABSTRACT	1,302,621.78
Fire Protection	14,000.00	Prior Years Surplus Appropriated	76,000.00	Total Taxes Billed	1,300,606.87
Police Protection	125,710.61	REVENUES TOTAL	1,593,027.44	1983 TAXES COLLECTED	1,215,581.98
Civil Defense & Disaster Control	306.52	Reserve For Uncollected Taxes	84,673.00	1983 Taxes Cancelled, Abated or Adjusted	
Environmental Inspection & Control	2,503.00	CAPITAL OUTLAY TOTAL	1,507,967.99	Transfer to Tax Title Liens or Foreclosed	
Other Public Safety		Public Enterprises		Balance Outstanding Dec. 31, 1983	85,024.89
PUBLIC WORKS		Recreation—Culture		PRIOR YEARS TAXES OUTSTANDING	
Streets and Drainage	53,204.17	Public Works	1,504,410.53	Balance January 1, 1983	70,554.63
Sewers and Sewage Processing	43,536.03	Buildings and Grounds	3,557.46	Collected in 1983	67,920.39
Garbage and Trash Disposal	7,769.16	Library and Education		Cancelled, Abated or Adjusted 1983	
Public Buildings and Grounds	18,000.00	Conservation		Transfers to Tax Title Liens or Foreclosed	
Other Public Works		All Other		Balance December 31, 1983	2,634.24
HEALTH and WELFARE		CAPITAL DEBT AUTHORIZED, DECEMBER 31, 1983		TAX TITLE LIENS OUTSTANDING	
Health Services Except Environmental		ISSUED AND UNISSUED		Balance January 1, 1983	18,175.60
Welfare-Public Assistance	250.00	SCHOOL	85,554	Transfer From Taxes	
Hospitals, Clinics, First Aid	636.04	Self-Liquidating	110,000	Redeemed in 1983	
Animal, Insect, & Rodent Control		Other	4,314,580	Cancelled, Abated or Adjusted (1983)	
Other Welfare Services		Total	4,510,134	Transfers to Foreclosed Property	
RECREATION and CONSERVATION		ISSUED AND OUTSTANDING		Balance December 31, 1983	18,175.60
Beaches and Boardwalks	28,196.72	SCHOOL	85,554.42	PROPERTY ACQUIRED BY DEED OR	
Parks, Playgrounds, Shade Trees	255.00	Self-Liquidating	110,000.00	FORECLOSURE	
Land Reclamation & Conservation		Other	3,175,175.00	Balance January 1, 1983	10,400.00
Other Recreational Services	817.02	Total	3,370,729.42	Transfers From Taxes or Liens	
EDUCATION (excluding schools)		EQUALIZED VALUATION BASIS		Sale for Cash (1983)	3,990.00
Libraries		FOR NET DEBT COMPUTATION	48,061,042	Cancelled, Abated or Adjusted (1983)	
Other Educational Services		REAL PROPERTY VALUATIONS		Balance December 31, 1983	6,410.00
STATUTORY EXPENDITURES		Code Class # of Parcels % VAL'N		CURRENT FINANCES DECEMBER 31, 1983	
Pensions & F. I. C. A:	20,557.21	1 Vacant Land 108 3.16	1,002,500.00	ASSETS	
Employee Fringe Benefits	14,370.26	2 Residential 757 91.02	28,892,750.00	Cash Dec. 31, 1983	691,839.84
Other Statutory Expenditures	1,000.00	3 Farm		Taxes Receivable	87,659.13
CETA And Other Public Employment Programs		4a Commercial 17 5.82	1,848,400.00	Tax Title Liens	18,175.60
MUNICIPAL FUNCTIONS		4b Industrial		Foreclosed Property	6,410.00
CAPITAL IMPROVEMENTS *MEMO*	5,000.00	4c Apartments		Emergencies & Other Deferred Charges	
DEBT SERVICE		Total 882	31,743,650.00	State and Federal Aid Receivable	
Principal Payments	34,104.23	Land Area .60 Sq. Miles		Other Receivables	27,046.68
Interest Payments	33,495.00	Net Valuation Taxable-Municipal	31,870,908	Total	831,131.25
DEFERRED CHARGES		Net Valuation Taxable-County	49,686,657	LIABILITIES, RESERVES, AND SURPLUS	
SCHOOL, COUNTY, SPECIAL DISTRICT TAXES	1,064,975.82	State Equalized Valuation	50,811,674	Cash Liabilities	613,104.40
RESERVE FOR UNCOLLECTED TAXES	84,673.00	State Equalization Ratio	62.63	Reserves for Receivables	139,291.41
EXPENDITURES TOTAL	1,632,750.58			Surplus Dec. 31, 1983	78,735.44
				Total	831,131.25

0428
Population 1980 8,684
Population 1983 9,041
S & P Rating
Moody Rating BAA1

General Tax Rate Per \$100. 3.97
State Equalized Tax Rate 3.27

PINE HILL BOROUGH - CAMDEN COUNTY
Form of Government:
Borough Council
Number of Members on Governing Body - 6

PER CAPITA:
Gross Debt 278.10
Net Debt 158.57
Debt Service 13.14
Total Tax Levy 392.27
Municipal Expenditures 207.46

PER CENT:
Gross Debt 2.49
Net Debt 1.42
Tax Levy Collected 93.94
Tax Levy Cancelled, Abated or Adjusted .01

EXPENDITURES		REVENUES-REALIZED		1983 PROPERTY TAX	
GENERAL GOVERNMENT				STATE EQUALIZED TAX RATE	
Governing Body & Public Boards	17,700.00	1983 Property Taxes Collected	3,330,858.45	Local District School Taxes .84	902,646.00
Municipal Clerk		1983 Payments in Lieu of Taxes	104,658.70	Regional & Consolidated School Tax .72	779,559.20
Financial Administration	23,700.00	Delinquent Tax & Lien Collections	155,424.86	School Taxes in Municipal Budget	
Assessment of Taxes	21,723.55	Business Personalty Replacement Taxes	9,757.36	County Taxes 1.14	* 1,229,096.71
Collection of Taxes	29,500.00	Taxes from Public Utilities	503,024.00	County Library Taxes .03	27,064.19
Planning, Housing & Development	10,700.12	Other Miscellaneous Tax Revenues		Local Municipal Purpose Taxes .54	584,000.00
Human Resources		State Aid Revenues	188,940.75	Veteran & Senior Citizen Taxes	77,650.00
Elections	5,000.00	Federal Aid Revenues		Total Taxes for Rate Computation 3.27	3,600,016.10
General Administration (other)	182,397.64	State and Local Fiscal Assistance Act Utilized	32,664.00	Special District Taxes	
JUDICIARY		Sale of Acquired Property	400.00	Bank Corp. Taxes	3,656.69
Municipal Courts	43,000.16	Other Miscellaneous Revenues	142,159.38	Added and Omitted Taxes	20,481.48
PUBLIC SAFETY		Total	4,467,887.50	Total Taxes Levied - ABSTRACT	3,546,504.27
Fire Protection	69,600.00	Prior Years Surplus Appropriated	392,325.81	Total Taxes Billed	3,545,689.89
Police Protection	509,695.22	REVENUES TOTAL	4,860,213.31	1983 TAXES COLLECTED	3,330,858.45
Civil Defense & Disaster Control	50.00	Reserve For Uncollected Taxes	286,720.00	1983 Taxes Cancelled, Abated or Adjusted	200.00
Environmental Inspection & Control	36,383.52	CAPITAL OUTLAY TOTAL	171,670.90	Transfer to Tax Title Liens or Foreclosed	61,626.33
Other Public Safety				Balance Outstanding Dec. 31, 1983	153,005.11
PUBLIC WORKS				PRIOR YEARS TAXES OUTSTANDING	
Streets and Drainage	148,500.00	Public Enterprises		Balance January 1, 1983	174,475.28
Sewers and Sewage Processing		Recreation—Culture		Collected in 1983	142,577.16
Garbage and Trash Disposal	107,000.00	Public Works		Cancelled, Abated or Adjusted 1983	5.21
Public Buildings and Grounds	59,300.00	Buildings and Grounds	171,670.90	Transfers to Tax Title Liens or Foreclosed	31,892.91
Other Public Works		Library and Education		Balance December 31, 1983	
HEALTH and WELFARE		Conservation		TAX TITLE LIENS OUTSTANDING	
Health Services Except Environmental	2,900.00	All Other		Balance January 1, 1983	83,351.38
Welfare-Public Assistance	5,430.38	CAPITAL DEBT AUTHORIZED, DECEMBER 31, 1983		Transfer From Taxes	95,485.91
Hospitals, Clinics, First Aid		ISSUED AND UNISSUED		Redeemed in 1983	13,465.29
Animal, Insect, & Rodent Control	2,000.00	School	1,080,665	Cancelled, Abated or Adjusted (1983)	
Other Welfare Services		Self-liquidating	1,433,606	Transfers to Foreclosed Property	
RECREATION and CONSERVATION		Other	1,433,606	Balance December 31, 1983	165,372.00
Beaches and Boardwalks	10,000.00	Total	2,514,272	PROPERTY ACQUIRED BY DEED OR	
Parks, Playgrounds, Shade Trees	2,500.00	ISSUED AND OUTSTANDING		FORECLOSURE	
Land Reclamation & Conservation	3,600.00	School	1,009,452.38	Balance January 1, 1983	101,050.00
Other Recreational Services		Self-Liquidating	1,429,000.00	Transfers From Taxes or Liens	
EDUCATION (excluding schools)		Other	2,439,452.38	Sale for Cash (1983)	
Libraries		Total		Cancelled, Abated or Adjusted (1983)	
Other Educational Services		EQUALIZED VALUATION BASIS	100,868,092	Balance December 31, 1983	101,050.00
STATUTORY EXPENDITURES		FOR NET DEBT COMPUTATION		CURRENT FINANCES DECEMBER 31, 1983	
Pensions & F. I. C. A.	113,996.15	REAL PROPERTY VALUATIONS		ASSETS	
Employee Fringe Benefits	43,101.88	Code Class # of Parcels % VAL'N	ASSESSED VALUATION	Cash Dec. 31, 1983	1,146,225.56
Other Statutory Expenditures	15,536.00	1 Vacant Land 523 5.70	5,007,900.00	Taxes Receivable	153,005.11
CETA And Other Public Employment Programs		2 Residential 2353 79.37	69,709,900.00	Tax Title Liens	165,372.00
MUNICIPAL FUNCTIONS TOTAL	1,463,314.62	3 Farm 8 .30	260,800.00	Foreclosed Property	101,050.00
CAPITAL IMPROVEMENTS *MEMO*	45,000.00	4a Commercial 39 3.49	3,061,900.00	Emergencies & Other Deferred Charges	28,967.74
DEBT SERVICE		4b Industrial 4 .54	474,200.00	State and Federal Aid Receivable	743.59
Principal Payments	25,000.00	4c Apartments 6 10.60	9,312,000.00	Other Receivables	93,114.36
Interest Payments	93,818.70	Total 2933	87,826,700.00	Total	1,688,478.36
DEFERRED CHARGES	6,757.65	Land Area 3.97 Sq. Miles		LIABILITIES, RESERVES, AND SURPLUS	
SCHOOL, COUNTY, SPECIAL DISTRICT TAXES	2,938,366.10	Net Valuation Taxable-Municipal	88,846,638	Cash Liabilities	589,587.11
RESERVE FOR UNCOLLECTED TAXES	286,720.00	Net Valuation Taxable-County	104,969,109	Reserves for Receivables	512,541.47
EXPENDITURES TOTAL	4,813,977.07	State Equalized Valuation	107,709,321	Surplus Dec. 31, 1983	586,349.78
		State Equalization Ratio	82.32	Total	1,688,478.36

0429
Population 1980 23
Population 1983 26
S & P Rating
Moody Rating

General Tax Rate Per \$100. 3.73
State Equalized Tax Rate 4.61

PINE VALLEY BOROUGH - CAMDEN CO.
Form of Government:
Commission (1911)
Number of Members on Governing Body - 3

PER CAPITA:
Gross Debt
Net Debt
Debt Service
Total Tax Levy 2,767.94
Municipal Expenditures 2,370.58

PER CENT:
Gross Debt
Net Debt
Tax Levy Collected 100.00
Tax Levy Cancelled, Abated or Adjusted

EXPENDITURES		REVENUES-REALIZED		1983 PROPERTY TAX	
GENERAL GOVERNMENT				STATE EQUALIZED TAX RATE →	
Governing Body & Public Boards		1983 Property Taxes Collected	72,030.80	Local District School Taxes	
Municipal Clerk		1983 Payments in Lieu of Taxes		Regional & Consolidated School Tax	
Financial Administration	575.00	Delinquent Tax & Lien Collections		School Taxes in Municipal Budget	
Assessment of Taxes	600.00	Business Personalty Replacement Taxes	949.04	County Taxes	1.20 *
Collection of Taxes	1,015.00	Taxes from Public Utilities	3,156.00	County Library Taxes	.03
Planning, Housing & Development		Other Miscellaneous Tax Revenues		Local Municipal Purpose Taxes	3.37
Human Resources		State Aid Revenues	168.54	Veteran & Senior Citizen Taxes	
Elections	1,400.00	Federal Aid Revenues		Total Taxes for Rate Computation	4.60
General Administration (other)	5,315.00	State and Local Fiscal Assistance Act Utilized		Special District Taxes	
JUDICIARY		Sale of Acquired Property		Bank Corp. Taxes	
Municipal Courts	550.00	Other Miscellaneous Revenues	1,865.37	Added and Omitted Taxes	
PUBLIC SAFETY		Total	78,169.75	Total Taxes Levied - ABSTRACT	71,966.56
Fire Protection	300.00	Prior Years Surplus Appropriated	5,250.00	Total Taxes Billed	72,030.80
Police Protection	39,700.00	REVENUES TOTAL	83,419.75	1983 TAXES COLLECTED	72,030.80
Civil Defense & Disaster Control		Reserve For Uncollected Taxes		1983 Taxes Cancelled, Abated or Adjusted	
Environmental Inspection & Control	1,620.00			Transfer to Tax Title Liens or Foreclosed	
Other Public Safety		CAPITAL OUTLAY TOTAL		Balance Outstanding Dec. 31, 1983	
PUBLIC WORKS				PRIOR YEARS TAXES OUTSTANDING	
Streets and Drainage		Public Enterprises		Balance January 1, 1983	
Sewers and Sewage Processing		Recreation—Culture		Collected in 1983	
Garbage and Trash Disposal	3,600.00	Public Works		Cancelled, Abated or Adjusted 1983	
Public Buildings and Grounds	730.00	Buildings and Grounds		Transfers to Tax Title Liens or Foreclosed	
Other Public Works		Library and Education		Balance December 31, 1983	
HEALTH and WELFARE		Conservation		TAX TITLE LIENS OUTSTANDING	
Health Services Except Environmental		All Other		Balance January 1, 1983	
Welfare-Public Assistance		CAPITAL DEBT AUTHORIZED, DECEMBER 31, 1983		Transfer From Taxes	
Hospitals, Clinics, First Aid		ISSUED AND UNISSUED GROSS DEBT NET DEBT		Redeemed in 1983	
Animal, Insect, & Rodent Control		School		Cancelled, Abated or Adjusted (1983)	
Other Welfare Services		Self-liquidating		Transfers to Foreclosed Property	
RECREATION and CONSERVATION		Other		Balance December 31, 1983	
Beaches and Boardwalks		Total		PROPERTY ACQUIRED BY DEED OR FORECLOSURE	
Parks, Playgrounds, Shade Trees		ISSUED AND OUTSTANDING		Balance January 1, 1983	
Land Reclamation & Conservation		School		Transfers From Taxes or Liens	
Other Recreational Services		Self-Liquidating		Sale for Cash (1983)	
EDUCATION (excluding schools)		Other		Cancelled, Abated or Adjusted (1983)	
Libraries		Total		Balance December 31, 1983	
Other Educational Services		EQUALIZED VALUATION BASIS		CURRENT FINANCES DECEMBER 31, 1983	
STATUTORY EXPENDITURES		FOR NET DEBT COMPUTATION	1,498,933	ASSETS	
Pensions & F. I. C. A.	5,750.00	REAL PROPERTY VALUATIONS		Cash Dec. 31, 1983	19,091.48
Employee Fringe Benefits	480.00	Code Class # of Parcels % VAL'N		Taxes Receivable	
Other Statutory Expenditures		1 Vacant Land 3 38.66	718,700.00	Tax Title Liens	
CETA And Other Public Employment Programs		2 Residential 20 41.88	778,600.00	Foreclosed Property	
MUNICIPAL FUNCTIONS		3 Farm 10 19.47	361,900.00	Emergencies & Other Deferred Charges	
CAPITAL IMPROVEMENTS		4a Commercial 10 19.47		State and Federal Aid Receivable	
DEBT SERVICE		4b Industrial		Other Receivables	
Principal Payments		4c Apartments		Total	19,091.48
Interest Payments		Total 33	1,859,200.00	LIABILITIES, RESERVES, AND SURPLUS	
DEFERRED CHARGES		Land Area .94 Sq. Miles		Cash Liabilities	9,796.82
SCHOOL, COUNTY, SPECIAL DISTRICT TAXES	19,251.56	Net Valuation Taxable-Municipal	1,933,711	Reserves for Receivables	
RESERVE FOR UNCOLLECTED TAXES		Net Valuation Taxable-County	1,603,981	Surplus Dec. 31, 1983	9,294.66
EXPENDITURES TOTAL	80,886.56	State Equalized Valuation	1,580,058	Total	19,091.48
		State Equalization Ratio	123.49		

1217
Population 1980 42,223
Population 1983 43,304
S & P Rating AA-
Moody Rating AA

General Tax Rate Per \$100. 4.02
State Equalized Tax Rate 2.32

PISCATAWAY TWP. - MIDDLESEX COUNTY
Form of Government:
Mayor-Council Plan F (OMCL 50)
Number of Members on Governing Body - 7

PER CAPITA:
Gross Debt 811.32
Net Debt 299.85
Debt Service 29.87
Total Tax Levy 760.29
Municipal Expenditures 265.12

PER CENT:
Gross Debt 2.75
Net Debt 1.02
Tax Levy Collected 97.82
Tax Levy Cancelled, Abated or Adjusted .08

EXPENDITURES		REVENUES-REALIZED		1983 PROPERTY TAX	
GENERAL GOVERNMENT				STATE EQUALIZED TAX RATE 1.44	
Governing Body & Public Boards	35,639.77	1983 Property Taxes Collected	32,229,254.41	Local District School Taxes	19,831,167.50
Municipal Clerk	59,755.00	1983 Payments in Lieu of Taxes		Regional & Consolidated School Tax	
Financial Administration	148,590.00	Delinquent Tax & Lien Collections	601,898.32	School Taxes in Municipal Budget	
Assessment of Taxes	131,390.00	Business Personalty Replacement Taxes	829,027.20	County Taxes	8,089,106.08
Collection of Taxes	81,085.00	Taxes from Public Utilities	3,153,912.00	County Library Taxes	
Planning, Housing & Development	110,622.00	Other Miscellaneous Tax Revenues		Local Municipal Purpose Taxes	3,874,066.38
Human Resources	13,990.00	State Aid Revenues	599,093.40	Veteran & Senior Citizen Taxes	252,350.00
Elections	13,500.00	Federal Aid Revenues		Total Taxes for Rate Computation	32,046,689.96
General Administration (other)	511,882.00	State and Local Fiscal Assistance Act Utilized	346,708.88	Special District Taxes	713,890.00
JUDICIARY		Sale of Acquired Property		Bank Corp. Taxes	30,158.32
Municipal Courts	123,250.00	Other Miscellaneous Revenues	1,367,575.16	Added and Omitted Taxes	385,203.74
PUBLIC SAFETY		Total	39,127,469.37	Total Taxes Levied - ABSTRACT	32,923,592.02
Fire Protection	660.00	Prior Years Surplus Appropriated	459,569.00	Total Taxes Billed	32,948,145.69
Police Protection	2,938,661.88	REVENUES TOTAL	40,087,038.37	1983 TAXES COLLECTED	32,229,254.41
Civil Defense & Disaster Control	2,700.00	Reserve For Uncollected Taxes	905,000.00	1983 Taxes Cancelled, Abated or Adjusted	25,585.40
Environmental Inspection & Control	214,655.00	CAPITAL OUTLAY TOTAL	798,693.45	Transfer to Tax Title Liens or Foreclosed	87,766.45
Other Public Safety		Public Enterprises	138,837.40	Balance Outstanding Dec. 31, 1983	605,539.43
PUBLIC WORKS		Recreation—Culture	86,782.85	PRIOR YEARS TAXES OUTSTANDING	
Streets and Drainage	1,130,400.00	Public Works	307,938.80	Balance January 1, 1983	566,833.84
Sewers and Sewage Processing	15,800.00	Buildings and Grounds	262,134.40	Collected in 1983	540,196.65
Garbage and Trash Disposal	391,095.00	Library and Education	3,000.00	Cancelled, Abated or Adjusted 1983	
Public Buildings and Grounds	522,045.00	Conservation		Transfers to Tax Title Liens or Foreclosed	19,884.17
Other Public Works		All Other		Balance December 31, 1983	6,753.02
HEALTH and WELFARE		CAPITAL DEBT AUTHORIZED, DECEMBER 31, 1983		TAX TITLE LIENS OUTSTANDING	
Health Services Except Environmental	272,590.50	ISSUED AND UNISSUED		Balance January 1, 1983	235,227.36
Welfare-Public Assistance	25,000.00	School	10,482,000	Transfer From Taxes	111,281.07
Hospitals, Clinics, First Aid	700.00	Self-liquidating	7,341,350	Redeemed in 1983	61,701.67
Animal, Insect, & Rodent Control		Other	17,310,091	Cancelled, Abated or Adjusted (1983)	
Other Welfare Services	15,000.00	Total	35,133,441	Transfers to Foreclosed Property	
RECREATION and CONSERVATION		ISSUED AND OUTSTANDING		Balance December 31, 1983	284,807.36
Beaches and Boardwalks		School	10,482,000.00	PROPERTY ACQUIRED BY DEED OR FORECLOSURE	
Parks, Playgrounds, Shade Trees	267,790.00	Self-Liquidating	7,331,500.00	Balance January 1, 1983	3,867,500.00
Land Reclamation & Conservation	27,990.00	Other	15,671,000.00	Transfers From Taxes or Liens	
Other Recreational Services	292,290.00	Total	33,484,500.00	Sale for Cash (1983)	
EDUCATION (excluding schools)		EQUALIZED VALUATION BASIS FOR NET DEBT COMPUTATION	1,278,328,692	Cancelled, Abated or Adjusted (1983)	
Libraries	513,000.00	REAL PROPERTY VALUATIONS		Balance December 31, 1983	3,867,500.00
Other Educational Services	50,470.50	Code Class # of Parcels % VAL'N		CURRENT FINANCES DECEMBER 31, 1983	
STATUTORY EXPENDITURES		1 Vacant Land 1172 3.96		ASSETS	
Pensions & F. I. C. A.	750,301.43	2 Residential 8750 46.68		Cash Dec. 31, 1983	1,503,055.58
Employee Fringe Benefits	435,400.00	3 Farm 65 .44		Taxes Receivable	612,292.45
Other Statutory Expenditures		4a Commercial 181 3.90		Tax Title Liens	284,807.36
CETA And Other Public Employment Programs		4b Industrial 145 39.01		Foreclosed Property	3,867,500.00
MUNICIPAL FUNCTIONS TOTAL	9,279,858.08	4c Apartments 20 0.02		Emergencies & Other Deferred Charges	
CAPITAL IMPROVEMENTS *MEMO*	40,000.00	Total 10333		State and Federal Aid Receivable	3,382.20
DEBT SERVICE		Land Area 18.90 Sq. Miles		Other Receivables	53,735.60
Principal Payments	540,000.00	Net Valuation Taxable-Municipal	791,760,729	Total	6,324,073.19
Interest Payments	753,659.54	Net Valuation Taxable-County	1,398,673,318	LIABILITIES, RESERVES, AND SURPLUS	
DEFERRED CHARGES	2,250.00	State Equalized Valuation	1,356,858,986	Cash Liabilities	732,060.95
SCHOOL, COUNTY, SPECIAL DISTRICT TAXES	28,634,163.58	State Equalization Ratio	57.67	Reserves for Receivables	4,817,635.41
RESERVE FOR UNCOLLECTED TAXES	905,000.00			Surplus Dec. 31, 1983	774,376.83
EXPENDITURES TOTAL	40,114,931.20			Total	6,324,073.19

0815
Population 1980 9,744
Population 1983 9,610
S & P Rating
Moody Rating

General Tax Rate Per \$100. 2.78
State Equalized Tax Rate 2.72

PITMAN BOROUGH – GLOUCESTER COUNTY
Form of Government:
Borough Council
Number of Members on Governing Body – 6

PER CAPITA:
Gross Debt 239.00
Net Debt 75.40
Debt Service 18.35
Total Tax Levy 481.79
Municipal Expenditures 220.17
PER CENT:
Gross Debt 1.43
Net Debt .45
Tax Levy Collected 95.96
Tax Levy Cancelled, Abated or Adjusted .14

EXPENDITURES		REVENUES-REALIZED		1983 PROPERTY TAX	
GENERAL GOVERNMENT				STATE EQUALIZED TAX RATE	
Governing Body & Public Boards		1983 Property Taxes Collected	4,449,382.07	Local District School Taxes	1.40
Municipal Clerk		1983 Payments in Lieu of Taxes		Regional & Consolidated School Tax	
Financial Administration	18,650.00	Delinquent Tax & Lien Collections	159,652.82	School Taxes in Municipal Budget	
Assessment of Taxes	13,623.46	Business Personalty Replacement Taxes	120,456.56	County Taxes	.62
Collection of Taxes	17,571.39	Taxes from Public Utilities	416,467.00	County Library Taxes	.02
Planning, Housing & Development	9,145.00	Other Miscellaneous Tax Revenues		Local Municipal Purpose Taxes	.68
Human Resources		State Aid Revenues	139,099.63	Veteran & Senior Citizen Taxes	
Elections	3,726.00	Federal Aid Revenues		Total Taxes for Rate Computation	2.72
General Administration (other)	211,248.41	State and Local Fiscal Assistance Act Utilized	54,325.27	Special District Taxes	
JUDICIARY		Sale of Acquired Property		Bank Corp. Taxes	
Municipal Courts	20,351.34	Other Miscellaneous Revenues	285,664.61	Added and Omitted Taxes	
PUBLIC SAFETY		Total	5,625,047.96	Total Taxes Levied - ABSTRACT	
Fire Protection	40,050.00	Prior Years Surplus Appropriated	73,656.62	Total Taxes Billed	
Police Protection	471,041.16	REVENUES TOTAL	5,698,704.58	1983 TAXES COLLECTED	
Civil Defense & Disaster Control	200.00	Reserve For Uncollected Taxes	263,940.00	1983 Taxes Cancelled, Abated or Adjusted	
Environmental Inspection & Control	31,163.18			Transfer to Tax Title Liens or Foreclosed	
Other Public Safety		CAPITAL OUTLAY TOTAL	26,351.39	Balance Outstanding Dec. 31, 1983	
PUBLIC WORKS					
Streets and Drainage	220,998.30	Public Enterprises		PRIOR YEARS TAXES OUTSTANDING	
Sewers and Sewage Processing		Recreation—Culture		Balance January 1, 1983	
Garbage and Trash Disposal	177,131.00	Public Works	21,688.79	Collected in 1983	
Public Buildings and Grounds	58,331.66	Buildings and Grounds	4,662.60	Cancelled, Abated or Adjusted 1983	
Other Public Works		Library and Education		Transfers to Tax Title Liens or Foreclosed	
HEALTH and WELFARE		Conservation		Balance December 31, 1983	
Health Services Except Environmental	1,322.55	All Other		TAX TITLE LIENS OUTSTANDING	
Welfare-Public Assistance	13,834.61			Balance January 1, 1983	
Hospitals, Clinics, First Aid		CAPITAL DEBT AUTHORIZED, DECEMBER 31, 1983		Transfer From Taxes	
Animal, Insect, & Rodent Control	3,358.06	ISSUED AND UNISSUED		Redeemed in 1983	
Other Welfare Services		School	1,409,000	Cancelled, Abated or Adjusted (1983)	
		Self-liquidating	163,200	Transfers to Foreclosed Property	
		Other	724,575	Balance December 31, 1983	
		Total	2,296,775	PROPERTY ACQUIRED BY DEED OR FORECLOSURE	
RECREATION and CONSERVATION				Balance January 1, 1983	
Beaches and Boardwalks	47,411.20	ISSUED AND OUTSTANDING		Transfers From Taxes or Liens	
Parks, Playgrounds, Shade Trees	453.00	School	1,409,000.00	Sale for Cash (1983)	
Land Reclamation & Conservation	17,320.00	Self-Liquidating	163,200.00	Cancelled, Abated or Adjusted (1983)	
Other Recreational Services		Other	697,638.00	Balance December 31, 1983	
EDUCATION (excluding schools)		Total	2,269,838.00		
Libraries	64,196.06			CURRENT FINANCES DECEMBER 31, 1983	
Other Educational Services		EQUALIZED VALUATION BASIS		ASSETS	
STATUTORY EXPENDITURES		FOR NET DEBT COMPUTATION		Cash Dec. 31, 1983	
Pensions & F. I. C. A.	143,191.00	REAL PROPERTY VALUATIONS		Taxes Receivable	
Employee Fringe Benefits	50,935.00	Code Class # of Parcels % VAL'N		Tax Title Liens	
Other Statutory Expenditures	5,000.00	1 Vacant Land 123 1.21		Foreclosed Property	
CETA And Other Public Employment Programs		2 Residential 2765 81.85		Emergencies & Other Deferred Charges	
MUNICIPAL FUNCTIONS		3 Farm 6 .08		State and Federal Aid Receivable	
MEMO		4a Commercial 150 8.17		Other Receivables	
CAPITAL IMPROVEMENTS		4b Industrial 2 6.63		Total	
DEBT SERVICE		4c Apartments 6 2.06		LIABILITIES, RESERVES, AND SURPLUS	
Principal Payments	99,300.00	Total 3052		Cash Liabilities	
Interest Payments	77,083.60	Land Area 2.26 Sq. Miles		Reserves for Receivables	
		Net Valuation Taxable-Municipal		Surplus Dec. 31, 1983	
DEFERRED CHARGES		Net Valuation Taxable-County		Total	
SCHOOL, COUNTY, SPECIAL DISTRICT TAXES	35,263.87	State Equalized Valuation			
RESERVE FOR UNCOLLECTED TAXES	3,466,675.14	State Equalization Ratio			
EXPENDITURES TOTAL	263,940.00				
	5,582,514.99				

1710

Population 1980 6,954
 Population 1983 7,547
 S & P Rating
 Moody Rating

General Tax Rate Per \$100. 2.92
 State Equalized Tax Rate 2.17

PITTSBGROVE TOWNSHIP – SALEM COUNTY
Form of Government:
Township Committee
Number of Members on Governing Body – 5

PER CAPITA:
 Gross Debt 396.05
 Net Debt
 Debt Service
 Total Tax Levy 345.93
 Municipal Expenditures 156.16

PER CENT:
 Gross Debt 2.85
 Net Debt
 Tax Levy Collected 88.36
 Tax Levy Cancelled, Abated or Adjusted

EXPENDITURES		REVENUES-REALIZED		1983 PROPERTY TAX	
GENERAL GOVERNMENT				STATE EQUALIZED TAX RATE 2.17	
Governing Body & Public Boards		1983 Property Taxes Collected	2,315,458.19	Local District School Taxes 1.36	1,531,289.50
Municipal Clerk		1983 Payments in Lieu of Taxes		Regional & Consolidated School Tax	
Financial Administration	29,700.00	Delinquent Tax & Lien Collections	295,952.48	School Taxes in Municipal Budget	
Assessment of Taxes	35,000.00	Business Personalty Replacement Taxes	49,139.40	County Taxes .81	908,444.65
Collection of Taxes	35,300.00	Taxes from Public Utilities	425,658.00	County Library Taxes	
Planning, Housing & Development	18,693.00	Other Miscellaneous Tax Revenues		Local Municipal Purpose Taxes	
Human Resources		State Aid Revenues	33,639.67	Veteran & Senior Citizen Taxes	74,350.00
Elections	2,214.00	Federal Aid Revenues		Total Taxes for Rate Computation 2.17	2,514,084.15
General Administration (other)	130,050.00	State and Local Fiscal Assistance Act Utilized	53,028.00	Special District Taxes	153,562.72
JUDICIARY		Sale of Acquired Property		Bank Corp. Taxes	1,338.26
Municipal Courts	40,200.00	Other Miscellaneous Revenues	311,214.45	Added and Omitted Taxes	16,093.89
PUBLIC SAFETY		Total	3,484,090.19	Total Taxes Levied - ABSTRACT	2,610,729.02
Fire Protection	1,250.00	Prior Years Surplus Appropriated	514,321.47	Total Taxes Billed	2,620,525.24
Police Protection	5,100.00	REVENUES TOTAL	3,998,411.66	1983 TAXES COLLECTED	2,315,458.19
Civil Defense & Disaster Control	500.00	Reserve For Uncollected Taxes	368,550.00	1983 Taxes Cancelled, Abated or Adjusted	
Environmental Inspection & Control	13,500.00			Transfer to Tax Title Liens or Foreclosed	3,500.00
Other Public Safety				Balance Outstanding Dec. 31, 1983	301,567.05
PUBLIC WORKS		CAPITAL OUTLAY TOTAL		PRIOR YEARS TAXES OUTSTANDING	
Streets and Drainage	222,835.00	Public Enterprises		Balance January 1, 1983	295,082.88
Sewers and Sewage Processing		Recreation—Culture		Collected in 1983	294,170.06
Garbage and Trash Disposal	105,000.00	Public Works		Cancelled, Abated or Adjusted 1983	
Public Buildings and Grounds	55,500.00	Buildings and Grounds		Transfers to Tax Title Liens or Foreclosed	
Other Public Works		Library and Education		Balance December 31, 1983	912.82
HEALTH and WELFARE		Conservation		TAX TITLE LIENS OUTSTANDING	
Health Services Except Environmental	1,035.00	All Other		Balance January 1, 1983	14,373.62
Welfare-Public Assistance	1,070.00			Transfer From Taxes	3,500.00
Hospitals, Clinics, First Aid	4,500.00	CAPITAL DEBT AUTHORIZED, DECEMBER 31, 1983		Redeemed in 1983	1,782.42
Animal, Insect, & Rodent Control	32,535.00	ISSUED AND UNISSUED GROSS DEBT NET DEBT		Cancelled, Abated or Adjusted (1983)	
Other Welfare Services		School 2,989,000		Transfers to Foreclosed Property	
RECREATION and CONSERVATION		Self-Liquidating		Balance December 31, 1983	16,091.20
Beaches and Boardwalks		Other		PROPERTY ACQUIRED BY DEED OR	
Parks, Playgrounds, Shade Trees		Total 2,989,000		FORECLOSURE	
Land Reclamation & Conservation		ISSUED AND OUTSTANDING		Balance January 1, 1983	225.00
Other Recreational Services	500.00	School	2,989,000.00	Transfers From Taxes or Liens	
EDUCATION (excluding schools)		Self-Liquidating		Sale for Cash (1983)	
Libraries		Other		Cancelled, Abated or Adjusted (1983)	
Other Educational Services		Total	2,989,000.00	Balance December 31, 1983	225.00
STATUTORY EXPENDITURES		EQUALIZED VALUATION BASIS		CURRENT FINANCES DECEMBER 31, 1983	
Pensions & F. I. C. A.	43,000.00	FOR NET DEBT COMPUTATION	104,840,508	ASSETS	
Employee Fringe Benefits	22,000.00	REAL PROPERTY VALUATIONS		Cash Dec. 31, 1983	1,981,434.40
Other Statutory Expenditures	3,000.00	Code Class # of Parcels % VAL'N	ASSESSED VALUATION	Taxes Receivable	302,479.87
CETA And Other Public Employment Programs		1 Vacant Land 1166 9.25	7,620,600.00	Tax Title Liens	16,091.20
MUNICIPAL FUNCTIONS TOTAL	802,482.00	2 Residential 1639 68.75	56,659,100.00	Foreclosed Property	225.00
CAPITAL IMPROVEMENTS *MEMO*	200,000.00	3 Farm 850 12.08	9,954,800.00	Emergencies & Other Deferred Charges	7,500.00
DEBT SERVICE		4a Commercial 100 9.93	8,181,700.00	State and Federal Aid Receivable	8,311.66
Principal Payments		4b Industrial		Other Receivables	9,362.30
Interest Payments		4c Apartments		Total	2,325,404.43
DEFERRED CHARGES	7,500.00	Total 3755	82,416,200.00	LIABILITIES, RESERVES, AND SURPLUS	
SCHOOL, COUNTY, SPECIAL DISTRICT TAXES	2,593,296.87	Land Area 46.50 Sq. Miles	83,757,720	Cash Liabilities	1,013,340.24
RESERVE FOR UNCOLLECTED TAXES	368,550.00	Net Valuation Taxable-Municipal	110,727,988	Reserves for Receivables	328,158.37
EXPENDITURES TOTAL	3,771,828.87	Net Valuation Taxable-County	112,294,939	Surplus Dec. 31, 1983	983,905.82
		State Equalized Valuation	74.28	Total	2,325,404.43
		State Equalization Ratio			

2012

Population 1980 45,555
 Population 1983 46,245
 S & P Rating
 Moody Rating AAA

General Tax Rate Per \$100. 5.47
 State Equalized Tax Rate 3.51

PLAINFIELD CITY – UNION COUNTY

Form of Government:

Special Charter (P.L. 1968 c. 159)

Number of Members on Governing Body – 7

PER CAPITA:

Gross Debt 353.96
 Net Debt 195.35
 Debt Service 41.10
 Total Tax Levy 472.34
 Municipal Expenditures 471.31

PER CENT:

Gross Debt 2.89
 Net Debt 1.60
 Tax Levy Collected 92.85
 Tax Levy Cancelled, Abated or Adjusted .34

EXPENDITURES		REVENUES-REALIZED		1983 PROPERTY TAX	
GENERAL GOVERNMENT				STATE EQUALIZED TAX RATE	
Governing Body & Public Boards	106,378.00	1983 Property Taxes Collected	20,221,287.90	Local District School Taxes	1.38 8,580,183.00
Municipal Clerk	103,280.00	1983 Payments in Lieu of Taxes	156,109.26	Regional & Consolidated School Tax	
Financial Administration	246,967.00	Delinquent Tax & Lien Collections	1,258,702.27	School Taxes in Municipal Budget	.08 489,483.50
Assessment of Taxes	54,818.00	Business Personalty Replacement Taxes	836,728.88	County Taxes	.49 3,060,081.15
Collection of Taxes	69,774.00	Taxes from Public Utilities	2,397,658.00	County Library Taxes	
Planning, Housing & Development	230,689.56	Other Miscellaneous Tax Revenues		Local Municipal Purpose Taxes	1.56 9,642,532.61
Human Resources	1,175,204.40	State Aid Revenues	4,064,653.04	Veteran & Senior Citizen Taxes	
Elections		Federal Aid Revenues	182,928.30	Total Taxes for Rate Computation	3.51 21,994,330.26
General Administration (other)	3,578,277.82	State and Local Fiscal Assistance Act Utilized	627,976.59	Special District Taxes	
JUDICIARY		Sale of Acquired Property		Bank Corp. Taxes	65,989.29
Municipal Courts	227,181.00	Other Miscellaneous Revenues	1,647,114.61	Added and Omitted Taxes	5,156.79
PUBLIC SAFETY		Total	31,393,158.85	Total Taxes Levied - ABSTRACT	21,843,426.34
Fire Protection	3,170,871.00	Prior Years Surplus Appropriated	1,018,000.00	Total Taxes Billed	21,777,437.05
Police Protection	3,143,160.59	REVENUES TOTAL	32,411,158.85	1983 TAXES COLLECTED	20,221,287.90
Civil Defense & Disaster Control	6,725.00	Reserve For Uncollected Taxes	1,524,059.62	1983 Taxes Cancelled, Abated or Adjusted	73,786.44
Environmental Inspection & Control	171,519.00			Transfer to Tax Title Liens or Foreclosed	330,471.53
Other Public Safety		CAPITAL OUTLAY TOTAL	2,627,035.33	Balance Outstanding Dec. 31, 1983	1,151,891.18
PUBLIC WORKS				PRIOR YEARS TAXES OUTSTANDING	
Streets and Drainage	615,009.54	Public Enterprises		Balance January 1, 1983	1,035,841.58
Sewers and Sewage Processing		Recreation—Culture		Collected in 1983	927,536.60
Garbage and Trash Disposal		Public Works	1,485,865.48	Cancelled, Abated or Adjusted 1983	7,081.46
Public Buildings and Grounds		Buildings and Grounds	364,638.99	Transfers to Tax Title Liens or Foreclosed	78,552.33
Other Public Works	1,554,105.00	Library and Education	776,530.86	Balance December 31, 1983	22,671.19
HEALTH and WELFARE		Conservation		TAX TITLE LIENS OUTSTANDING	
Health Services Except Environmental	661,562.46	All Other		Balance January 1, 1983	624,604.45
Welfare-Public Assistance	80,000.00			Transfer From Taxes	421,839.13
Hospitals, Clinics, First Aid	50,000.00	CAPITAL DEBT AUTHORIZED, DECEMBER 31, 1983		Redeemed in 1983	331,165.67
Animal, Insect, & Rodent Control	18,074.00	ISSUED AND UNISSUED GROSS DEBT		Cancelled, Abated or Adjusted (1983)	3,761.25
Other Welfare Services	140,476.00	School	7,335,000	Transfers to Foreclosed Property	
RECREATION and CONSERVATION		Self-liquidating	9,033,996	Balance December 31, 1983	711,516.66
Beaches and Boardwalks		Other	16,368,996	PROPERTY ACQUIRED BY DEED OR FORECLOSURE	
Parks, Playgrounds, Shade Trees	14,601.00			Balance January 1, 1983	1,503,600.00
Land Reclamation & Conservation		ISSUED AND OUTSTANDING		Transfers From Taxes or Liens	
Other Recreational Services	341,458.72	School	7,288,000.00	Sale for Cash (1983)	
EDUCATION (excluding schools).		Self-Liquidating	7,609,925.00	Cancelled, Abated or Adjusted (1983)	
Libraries	472,350.00	Other	14,897,925.00	Balance December 31, 1983	1,503,600.00
Other Educational Services	14,800.00	Total		CURRENT FINANCES DECEMBER 31, 1983	
STATUTORY EXPENDITURES		EQUALIZED VALUATION BASIS FOR NET DEBT COMPUTATION	565,800,653	ASSETS	
Pensions & F. I. C. A.	1,882,740.00	REAL PROPERTY VALUATIONS		Cash Dec. 31, 1983	3,980,555.97
Employee Fringe Benefits		Code Class # of Parcels % VAL'N		Taxes Receivable	1,174,562.37
Other Statutory Expenditures	60,904.00	1 Vacant Land 444 .84		Tax Title Liens	711,516.66
CETA And Other Public Employment Programs	158,427.00	2 Residential 8787 72.93		Foreclosed Property	1,503,600.00
MUNICIPAL FUNCTIONS TOTAL	18,348,453.09	3 Farm 1		Emergencies & Other Deferred Charges	34,000.00
CAPITAL IMPROVEMENTS *MEMO*	63,000.00	4a Commercial 753 14.79		State and Federal Aid Receivable	6,604.14
DEBT SERVICE		4b Industrial 79 3.61		Other Receivables	461,624.73
Principal Payments	932,200.00	4c Apartments 124 7.82		Total	7,872,463.87
Interest Payments	968,410.03	Total 10188	384,779,225.00	LIABILITIES, RESERVES, AND SURPLUS	
TYPE I SCHL DEBT *MEMO	868,330.00	Land Area 6.00 Sq. Miles		Cash Liabilities	2,927,810.59
DEFERRED CHARGES	22,445.00	Net Valuation Taxable-Municipal	398,287,759	Reserves for Receivables	3,551,347.03
SCHOOL, COUNTY, SPECIAL DISTRICT TAXES	12,129,747.65	Net Valuation Taxable-County	600,573,930	Surplus Dec. 31, 1983	1,393,306.25
RESERVE FOR UNCOLLECTED TAXES	1,524,059.62	State Equalized Valuation	612,872,823	Total	7,872,463.87
EXPENDITURES TOTAL	33,925,315.39	State Equalization Ratio	64.23		

1218
Population 1980 5,605
Population 1983 7,475
S & P Rating
Moody Rating AA

General Tax Rate Per \$100. 2.68
State Equalized Tax Rate 1.84

PLAINSBORO TOWNSHIP – MIDDLESEX CO.
Form of Government:
Township Committee
Number of Members on Governing Body – 3

PER CAPITA:
Gross Debt 1,241.43
Net Debt 815.06
Debt Service 104.74
Total Tax Levy 815.63
Municipal Expenditures 400.99
PER CENT:
Gross Debt 3.66
Net Debt 2.40
Tax Levy Collected 98.95
Tax Levy Cancelled, Abated or Adjusted .21

EXPENDITURES		REVENUES-REALIZED		1983 PROPERTY TAX	
GENERAL GOVERNMENT				STATE EQUALIZED TAX RATE →	
Governing Body & Public Boards		1983 Property Taxes Collected	6,031,271.75	Local District School Taxes	
Municipal Clerk		1983 Payments in Lieu of Taxes		Regional & Consolidated School Tax	1.02
Financial Administration	18,875.00	Delinquent Tax & Lien Collections	28,987.38	School Taxes in Municipal Budget	
Assessment of Taxes	85,310.00	Business Personalty Replacement Taxes	74,379.48	County Taxes	.61
Collection of Taxes	16,170.00	Taxes from Public Utilities	499,647.00	County Library Taxes	
Planning, Housing & Development	53,470.00	Other Miscellaneous Tax Revenues		Local Municipal Purpose Taxes	.21
Human Resources		State Aid Revenues	24,407.75	Veteran & Senior Citizen Taxes	
Elections	2,100.00	Federal Aid Revenues		Total Taxes for Rate Computation	1.84
General Administration (other)	443,806.65	State and Local Fiscal Assistance Act Utilized	20,998.00	Special District Taxes	
JUDICIARY		Sale of Acquired Property		Bank Corp. Taxes	
Municipal Courts	39,925.00	Other Miscellaneous Revenues	1,225,779.62	Added and Omitted Taxes	
PUBLIC SAFETY		Total	7,905,470.98	Total Taxes Levied - ABSTRACT	6,096,820.40
Fire Protection	86,373.00	Prior Years Surplus Appropriated	835,000.00	Total Taxes Billed	6,095,557.37
Police Protection	550,262.00	REVENUES TOTAL	8,740,470.98	1983 TAXES COLLECTED	6,031,271.75
Civil Defense & Disaster Control	88,340.00	Reserve For Uncollected Taxes	109,112.00	1983 Taxes Cancelled, Abated or Adjusted	12,511.02
Environmental Inspection & Control	179,360.00			Transfer to Tax Title Liens or Foreclosed	
Other Public Safety		CAPITAL OUTLAY TOTAL	3,414,196.48	Balance Outstanding Dec. 31, 1983	51,774.60
PUBLIC WORKS				PRIOR YEARS TAXES OUTSTANDING	
Streets and Drainage	182,390.00	Public Enterprises		Balance January 1, 1983	28,987.38
Sewers and Sewage Processing	46,350.00	Recreation—Culture	18,022.75	Collected in 1983	28,987.38
Garbage and Trash Disposal		Public Works	3,246,144.56	Cancelled, Abated or Adjusted 1983	
Public Buildings and Grounds	57,760.00	Buildings and Grounds	150,029.17	Transfers to Tax Title Liens or Foreclosed	
Other Public Works		Library and Education		Balance December 31, 1983	
HEALTH and WELFARE		Conservation		TAX TITLE LIENS OUTSTANDING	
Health Services Except Environmental	2,650.00	All Other		Balance January 1, 1983	
Welfare-Public Assistance	6,745.00			Transfer From Taxes	
Hospitals, Clinics, First Aid		CAPITAL DEBT AUTHORIZED, DECEMBER 31, 1983		Redeemed in 1983	
Animal, Insect, & Rodent Control	10,575.00	ISSUED AND UNISSUED		Cancelled, Abated or Adjusted (1983)	
Other Welfare Services	300.00	School	2,130,195	Transfers to Foreclosed Property	
RECREATION and CONSERVATION		Self-Liquidating	7,149,500	Balance December 31, 1983	
Beaches and Boardwalks		Other	9,279,695	PROPERTY ACQUIRED BY DEED OR FORECLOSURE	
Parks, Playgrounds, Shade Trees	52,765.00	Total		Balance January 1, 1983	7,600.00
Land Reclamation & Conservation				Transfers From Taxes or Liens	
Other Recreational Services	32,940.00	ISSUED AND OUTSTANDING		Sale for Cash (1983)	
EDUCATION (excluding schools)		School	2,130,195.23	Cancelled, Abated or Adjusted (1983)	
Libraries	7,800.00	Self-Liquidating	6,950,000.00	Balance December 31, 1983	7,600.00
Other Educational Services		Other	9,080,195.23	CURRENT FINANCES DECEMBER 31, 1983	
STATUTORY EXPENDITURES		Total		ASSETS	
Pensions & F. I. C. A.	138,300.00	EQUALIZED VALUATION BASIS FOR NET DEBT COMPUTATION	253,414,345	Cash Dec. 31, 1983	1,218,479.69
Employee Fringe Benefits		REAL PROPERTY VALUATIONS		Taxes Receivable	51,774.60
Other Statutory Expenditures	2,000.00	Code Class # of Parcels % VAL'N	ASSESSED VALUATION	Tax Title Liens	
CETA And Other Public Employment Programs		1 Vacant Land 405 2.19	4,571,900.00	Foreclosed Property	7,600.00
MUNICIPAL FUNCTIONS TOTAL	2,104,566.65	2 Residential 798 26.00	54,278,300.00	Emergencies & Other Deferred Charges	60,341.65
CAPITAL IMPROVEMENTS *MEMU*	10.00	3 Farm 163 2.71	5,670,900.00	State and Federal Aid Receivable	
DEBT SERVICE		4a Commercial 24 11.94	24,917,600.00	Other Receivables	96,743.46
Principal Payments		4b Industrial 27 27.60	57,609,300.00	Total	1,434,939.40
Interest Payments	782,965.35	4c Apartments 11 29.56	61,699,400.00	LIABILITIES, RESERVES, AND SURPLUS	
		Total 1428	208,747,400.00	Cash Liabilities	458,190.50
DEFERRED CHARGES	757.24	Land Area 11.80 Sq. Miles		Reserves for Receivables	156,118.06
SCHOOL, COUNTY, SPECIAL DISTRICT TAXES	5,034,243.82	Net Valuation Taxable-Municipal	212,272,309	Surplus Dec. 31, 1983	820,630.84
RESERVE FOR UNCOLLECTED TAXES	109,112.00	Net Valuation Taxable-County	331,788,702	Total	1,434,939.40
EXPENDITURES TOTAL	8,031,645.06	State Equalized Valuation	307,825,431		
		State Equalization Ratio	68.60		

0119
Population 1980 13,435
Population 1983 13,797
S & P Rating
Moody Rating AAA

General Tax Rate Per \$100. 5.34
State Equalized Tax Rate 2.91

PLEASANTVILLE CITY – ATLANTIC COUNTY
Form of Government:
City Charter Act (P.L. 1897 c. 30)
Number of Members on Governing Body – 7

PER CAPITA:
Gross Debt 615.42
Net Debt 261.14
Debt Service 62.70
Total Tax Levy 585.13
Municipal Expenditures 476.08

PER CENT:
Gross Debt 3.55
Net Debt 1.51
Tax Levy Collected 85.20
Tax Levy Cancelled, Abated or Adjusted 2.14

EXPENDITURES		REVENUES-REALIZED		1983 PROPERTY TAX	
GENERAL GOVERNMENT				STATE EQUALIZED TAX RATE	
Governing Body & Public Boards		1983 Property Taxes Collected	6,874,279.76	Local District School Taxes 1.40	3,815,057.36
Municipal Clerk	69,668.00	1983 Payments in Lieu of Taxes		Regional & Consolidated School Tax	
Financial Administration	84,973.00	Delinquent Tax & Lien Collections	649,217.11	School Taxes in Municipal Budget	
Assessment of Taxes	35,282.75	Business Personalty Replacement Taxes	138,443.08	County Taxes .45	* 1,226,559.51
Collection of Taxes	63,328.00	Taxes from Public Utilities	976,290.00	County Library Taxes .02	64,916.41
Planning, Housing & Development	52,955.44	Other Miscellaneous Tax Revenues		Local Municipal Purpose Taxes 1.04	2,828,203.43
Human Resources		State Aid Revenues	180,108.71	Veteran & Senior Citizen Taxes	198,050.00
Elections	10,000.00	Federal Aid Revenues		Total Taxes for Rate Computation 2.91	8,132,786.71
General Administration (other)	500,093.06	State and Local Fiscal Assistance Act Utilized	216,251.00	Special District Taxes	
JUDICIARY		Sale of Acquired Property		Bank Corp. Taxes	8,261.93
Municipal Courts	50,886.00	Other Miscellaneous Revenues	1,093,006.20	Added and Omitted Taxes	130,034.52
PUBLIC SAFETY		Total	10,127,595.86	Total Taxes Levied - ABSTRACT	8,073,033.16
Fire Protection	657,042.25	Prior Years Surplus Appropriated	1,046,000.00	Total Taxes Billed	8,068,017.27
Police Protection	1,117,439.54	REVENUES TOTAL	11,173,595.86	1983 TAXES COLLECTED	6,874,279.76
Civil Defense & Disaster Control	10,841.11	Reserve For Uncollected Taxes	1,183,989.12	1983 Taxes Cancelled, Abated or Adjusted	172,978.60
Environmental Inspection & Control	81,092.00			Transfer to Tax Title Liens or Foreclosed	222,618.01
Other Public Safety				Balance Outstanding Dec. 31, 1983	798,140.90
PUBLIC WORKS		CAPITAL OUTLAY TOTAL	465,445.11	PRIOR YEARS TAXES OUTSTANDING	
Streets and Drainage	743,547.64	Public Enterprises	48,053.60	Balance January 1, 1983	863,850.95
Sewers and Sewage Processing		Recreation—Culture		Collected in 1983	548,897.33
Garbage and Trash Disposal	65,500.00	Public Works	417,391.51	Cancelled, Abated or Adjusted 1983	
Public Buildings and Grounds	200,000.00	Buildings and Grounds		Transfers to Tax Title Liens or Foreclosed	189,229.74
Other Public Works		Library and Education		Balance December 31, 1983	125,723.88
HEALTH and WELFARE		Conservation		TAX TITLE LIENS OUTSTANDING	
Health Services Except Environmental	2,500.00	All Other		Balance January 1, 1983	119,898.48
Welfare-Public Assistance	17,833.00			Transfer From Taxes	450,171.67
Hospitals, Clinics, First Aid		CAPITAL DEBT AUTHORIZED, DECEMBER 31, 1983		Redeemed in 1983	100,319.78
Animal, Insect, & Rodent Control	13,500.00	ISSUED AND UNISSUED	GROSS DEBT	Cancelled, Abated or Adjusted (1983)	
Other Welfare Services		School	2,288,000	Transfers to Foreclosed Property	
RECREATION and CONSERVATION		Self-Liquidating	2,600,000	Balance December 31, 1983	469,750.37
Beaches and Boardwalks		Other	3,603,000	PROPERTY ACQUIRED BY DEED OR	
Parks, Playgrounds, Shade Trees	65,449.00	Total	8,491,000	FORECLOSURE	
Land Reclamation & Conservation				Balance January 1, 1983	1,086,806.67
Other Recreational Services		ISSUED AND OUTSTANDING		Transfers From Taxes or Liens	
EDUCATION (excluding schools)		School	2,288,000.00	Sale for Cash (1983)	216,906.67
Libraries		Self-Liquidating	2,600,000.00	Cancelled, Abated or Adjusted (1983)	
Other Educational Services		Other		Balance December 31, 1983	869,900.00
STATUTORY EXPENDITURES		Total	4,888,000.00	CURRENT FINANCES DECEMBER 31, 1983	
Pensions & F. I. C. A.	382,797.00	EQUALIZED VALUATION BASIS		ASSETS	
Employee Fringe Benefits	218,013.00	FOR NET DEBT COMPUTATION	239,327,718	Cash Dec. 31, 1983	2,790,337.56
Other Statutory Expenditures	24,600.00	REAL PROPERTY VALUATIONS		Taxes Receivable	923,864.78
CETA And Other Public Employment Programs		Code Class # of Parcels % VAL'N	ASSESSED VALUATION	Tax Title Liens	469,750.37
MUNICIPAL FUNCTIONS TOTAL	4,467,340.79	1 Vacant Land 925 7.77	17,716,850.00	Foreclosed Property	869,900.00
CAPITAL IMPROVEMENTS *MEMO*		2 Residential 4243 66.26	151,142,950.00	Emergencies & Other Deferred Charges	47,376.44
DEBT SERVICE		3 Farm		State and Federal Aid Receivable	3,977.33
Principal Payments	257,775.50	4a Commercial 338 21.72	49,542,000.00	Other Receivables	258,322.74
Interest Payments	607,278.32	4b Industrial 16 1.53	3,489,700.00	Total	5,363,529.22
		4c Apartments 23 2.72	6,201,100.00	LIABILITIES, RESERVES, AND SURPLUS	
		Total 5545	228,092,600.00	Cash Liabilities	1,000,584.49
DEFERRED CHARGES	52,058.41	Land Area 5.80 Sq. Miles		Reserves for Receivables	2,638,220.02
SCHOOL, COUNTY, SPECIAL DISTRICT TAXES	5,106,533.28	Net Valuation Taxable-Municipal	237,664,154	Surplus Dec. 31, 1983	1,724,724.71
RESERVE FOR UNCOLLECTED TAXES	1,183,989.12	Net Valuation Taxable-County	261,416,343	Total	5,363,529.22
EXPENDITURES TOTAL	11,674,975.42	State Equalized Valuation	271,757,982		
		State Equalization Ratio	87.01		

1523
Population 1980 4,674
Population 1983 4,779
S & P Rating
Moody Rating

General Tax Rate Per \$100. 2.57
State Equalized Tax Rate 1.82

PLUMSTED TOWNSHIP - OCEAN COUNTY
Form of Government:
Township Committee
Number of Members on Governing Body - 3

PER CAPITA:
Gross Debt 55.14
Net Debt 28.98
Debt Service 4.50
Total Tax Levy 312.28
Municipal Expenditures 140.11

PER CENT:
Gross Debt .36
Net Debt .19
Tax Levy Collected 93.12
Tax Levy Cancelled, Abated or Adjusted

EXPENDITURES		REVENUES-REALIZED		1983 PROPERTY TAX	
GENERAL GOVERNMENT				STATE EQUALIZED TAX RATE 1.28	1,030,834.00
Governing Body & Public Boards		1983 Property Taxes Collected	1,382,590.12	Local District School Taxes	
Municipal Clerk	6,700.00	1983 Payments in Lieu of Taxes		Regional & Consolidated School Tax	
Financial Administration	15,668.19	Delinquent Tax & Lien Collections	109,463.31	School Taxes in Municipal Budget	
Assessment of Taxes	13,745.00	Business Personalty Replacement Taxes	20,169.32	County Taxes	* 359,532.73
Collection of Taxes	1,594.05	Taxes from Public Utilities	196,044.00	County Library Taxes	.03 23,095.16
Planning, Housing & Development		Other Miscellaneous Tax Revenues		Local Municipal Purpose Taxes	.07 53,600.00
Human Resources		State Aid Revenues	31,179.05	Veteran & Senior Citizen Taxes	52,200.00
Elections		Federal Aid Revenues		Total Taxes for Rate Computation	1.83 1,519,261.89
General Administration (other)	74,782.65	State and Local Fiscal Assistance Act Utilized	21,607.86	Special District Taxes	
JUDICIARY		Sale of Acquired Property		Bank Corp. Taxes	7,701.22
Municipal Courts	17,613.82	Other Miscellaneous Revenues	151,575.95	Added and Omitted Taxes	17,611.41
PUBLIC SAFETY		Total	1,912,629.61	Total Taxes Levied - ABSTRACT	1,492,374.52
Fire Protection	30,450.00	Prior Years Surplus Appropriated	110,000.00	Total Taxes Billed	1,484,673.30
Police Protection	102,769.09	REVENUES TOTAL	2,022,629.61	1983 TAXES COLLECTED	1,382,590.12
Civil Defense & Disaster Control	289.66	Reserve For Uncollected Taxes	110,305.30	1983 Taxes Cancelled, Abated or Adjusted	
Environmental Inspection & Control	7,022.17			Transfer to Tax Title Liens or Foreclosed	
Other Public Safety				Balance Outstanding Dec. 31, 1983	102,083.18
PUBLIC WORKS		CAPITAL OUTLAY TOTAL		PRIOR YEARS TAXES OUTSTANDING	
Streets and Drainage	114,442.04	Public Enterprises		Balance January 1, 1983	90,419.02
Sewers and Sewage Processing	5,500.00	Recreation—Culture		Collected in 1983	89,589.38
Gorbage and Trash Disposal		Public Works		Cancelled, Abated or Adjusted 1983	
Public Buildings and Grounds	14,304.97	Buildings and Grounds		Transfers to Tax Title Liens or Foreclosed	
Other Public Works	100.00	Library and Education		Balance December 31, 1983	829.64
HEALTH and WELFARE		Conservation		TAX TITLE LIENS OUTSTANDING	
Health Services Except Environmental	3,719.08	All Other		Balance January 1, 1983	24,341.06
Welfare-Public Assistance	10,630.65			Transfer From Taxes	
Hospitals, Clinics, First Aid		CAPITAL DEBT AUTHORIZED, DECEMBER 31, 1983		Redeemed in 1983	19,873.93
Animal, Insect, & Rodent Control	14,624.10	ISSUED AND UNISSUED GROSS DEBT		Cancelled, Abated or Adjusted (1983)	
Other Welfare Services		School	125,000	Transfers to Foreclosed Property	
RECREATION and CONSERVATION		Self-Liquidating	138,500	Balance December 31, 1983	4,467.13
Beaches and Boardwalks		Other	263,500	PROPERTY ACQUIRED BY DEED OR	
Parks, Playgrounds, Shade Trees		Total		FORECLOSURE	
Land Reclamation & Conservation				Balance January 1, 1983	
Other Recreational Services	44,532.39	ISSUED AND OUTSTANDING		Transfers From Taxes or Liens	
EDUCATION (excluding schools)		School		Sale for Cash (1983)	
Libraries	7,000.00	Self-Liquidating	138,500.00	Cancelled, Abated or Adjusted (1983)	
Other Educational Services		Other	138,500.00	Balance December 31, 1983	
STATUTORY EXPENDITURES		Total		CURRENT FINANCES DECEMBER 31, 1983	
Pensions & F. I. C. A.	19,972.36	EQUALIZED VALUATION BASIS		ASSETS	
Employee Fringe Benefits	2,327.64	FOR NET DEBT COMPUTATION	73,056,207	Cash Dec. 31, 1983	783,575.53
Other Statutory Expenditures		REAL PROPERTY VALUATIONS		Taxes Receivable	102,912.82
CETA And Other Public Employment Programs	507,787.86	Code Class # of Parcels % VAL'N		Tax Title Liens	4,467.13
MUNICIPAL FUNCTIONS TOTAL		1 Vacant Land 693 8.75	4,792,400.00	Foreclosed Property	
CAPITAL IMPROVEMENTS *MEMO*		2 Residential 1229 71.86	39,377,800.00	Emergencies & Other Deferred Charges	
DEBT SERVICE		3 Farm 301 11.07	6,069,650.00	State and Federal Aid Receivable	2,693.10
Principal Payments	21,500.00	4a Commercial 76 6.77	3,709,200.00	Other Receivables	
Interest Payments		4b Industrial 2 .76	417,300.00	Total	893,648.58
		4c Apartments 6 .79	435,150.00	LIABILITIES, RESERVES, AND SURPLUS	
DEFERRED CHARGES	30,000.00	Total	54,801,500.00	Cash Liabilities	684,680.72
SCHOOL, COUNTY, SPECIAL DISTRICT TAXES	1,413,461.89	Land Area 40.70 Sq. Miles		Reserves for Receivables	107,379.95
RESERVE FOR UNCOLLECTED TAXES	110,305.30	Net Valuation Taxable-Municipal	57,031,335	Surplus Dec. 31, 1983	101,587.91
EXPENDITURES TOTAL	2,083,055.05	Net Valuation Taxable-County	77,595,029	Total	893,648.58
		State Equalized Valuation	79,687,786		
		State Equalization Ratio	70.75		

*Includes County Health Service Taxes or County Vocational School Taxes. See Table 13.

2120
Population 1980 3,856
Population 1983 3,819
S & P Rating
Moody Rating

General Tax Rate Per \$100. 3.08
State Equalized Tax Rate 2.25

POHATCONG TOWNSHIP - WARREN CO.
Form of Government:
Township Committee
Number of Members on Governing Body - 3

PER CAPITA:
Gross Debt 113.36
Net Debt 92.41
Debt Service 29.88
Total Tax Levy 506.08
Municipal Expenditures 281.06
PER CENT:
Gross Debt .53
Net Debt .44
Tax Levy Collected 93.88
Tax Levy Cancelled, Abated or Adjusted .01

EXPENDITURES		REVENUES-REALIZED		1983 PROPERTY TAX	
GENERAL GOVERNMENT				STATE EQUALIZED TAX RATE 1.17	
Governing Body & Public Boards		1983 Property Taxes Collected	1,816,832.01	Local District School Taxes	995,021.00
Municipal Clerk		1983 Payments in Lieu of Taxes		Regional & Consolidated School Tax	
Financial Administration	9,777.00	Delinquent Tax & Lien Collections	95,859.70	School Taxes in Municipal Budget	
Assessment of Taxes	20,351.00	Business Personalty Replacement Taxes	55,286.76	County Taxes	* 551,156.84
Collection of Taxes	9,555.00	Taxes from Public Utilities	182,682.00	County Library Taxes	.03 29,789.72
Planning, Housing & Development	22,119.02	Other Miscellaneous Tax Revenues		Local Municipal Purpose Taxes	.40 339,792.44
Human Resources		State Aid Revenues	33,932.38	Veteran & Senior Citizen Taxes	59,800.00
Elections	1,000.00	Federal Aid Revenues		Total Taxes for Rate Computation	2.25 1,975,560.00
General Administration (other)	92,042.91	State and Local Fiscal Assistance Act Utilized	29,185.00	Special District Taxes	
JUDICIARY		Sale of Acquired Property		Bank Corp. Taxes	2,560.07
Municipal Courts	21,172.27	Other Miscellaneous Revenues	272,924.64	Added and Omitted Taxes	14,390.72
PUBLIC SAFETY		Total	2,486,702.49	Total Taxes Levied - ABSTRACT	1,932,710.79
Fire Protection	35,800.00	Prior Years Surplus Appropriated	175,000.00	Total Taxes Billed	1,935,278.20
Police Protection	271,851.27	REVENUES TOTAL	2,661,702.49	1983 TAXES COLLECTED	1,816,832.01
Civil Defense & Disaster Control	1,900.00	Reserve For Uncollected Taxes	164,122.42	1983 Taxes Cancelled, Abated or Adjusted	150.00
Environmental Inspection & Control	10,704.30	CAPITAL OUTLAY TOTAL	487,284.39	Transfer to Tax Title Liens or Foreclosed	7,696.08
Other Public Safety				Balance Outstanding Dec. 31, 1983	110,600.11
PUBLIC WORKS				PRIOR YEARS TAXES OUTSTANDING	
Streets and Drainage	178,470.35	Public Enterprises		Balance January 1, 1983	131,135.33
Sewers and Sewage Processing		Recreation—Culture		Collected in 1983	95,859.70
Garbage and Trash Disposal		Public Works	469,195.92	Cancelled, Abated or Adjusted 1983	3,816.40
Public Buildings and Grounds	30,297.11	Buildings and Grounds	18,088.47	Transfers to Tax Title Liens or Foreclosed	1,542.80
Other Public Works		Library and Education		Balance December 31, 1983	29,916.43
HEALTH and WELFARE		Conservation		TAX TITLE LIENS OUTSTANDING	
Health Services Except Environmental	50.00	All Other		Balance January 1, 1983	21,862.03
Welfare-Public Assistance	625.00	CAPITAL DEBT AUTHORIZED, DECEMBER 31, 1983		Transfer From Taxes	9,444.34
Hospitals, Clinics, First Aid		ISSUED AND UNISSUED		Redeemed in 1983	
Animal, Insect, & Rodent Control	100.00	School	80,000	Cancelled, Abated or Adjusted (1983)	
Other Welfare Services		Self-liquidating	352,924	Transfers to Foreclosed Property	
RECREATION and CONSERVATION		Other	432,924	Balance December 31, 1983	31,306.37
Beaches and Boardwalks		Total		PROPERTY ACQUIRED BY DEED OR FORECLOSURE	
Parks, Playgrounds, Shade Trees	6,100.00	ISSUED AND OUTSTANDING		Balance January 1, 1983	
Land Reclamation & Conservation	1,500.00	School	50,000.00	Transfers From Taxes or Liens	
Other Recreational Services		Self-Liquidating	337,286.00	Sale for Cash (1983)	
EDUCATION (excluding schools)		Other	387,286.00	Cancelled, Abated or Adjusted (1983)	
Libraries	5,000.00	Total		Balance December 31, 1983	
Other Educational Services		EQUALIZED VALUATION BASIS		CURRENT FINANCES DECEMBER 31, 1983	
STATUTORY EXPENDITURES		FOR NET DEBT COMPUTATION	81,125,066	ASSETS	
Pensions & F. I. C. A.	47,551.49	REAL PROPERTY VALUATIONS		Cash Dec. 31, 1983	1,101,109.63
Employee Fringe Benefits	16,510.73	Code Class # of Parcels % VAL'N	ASSESSED VALUATION	Taxes Receivable	140,516.54
Other Statutory Expenditures	1,700.00	1 Vacant Land 177 2.02	1,247,075.00	Tax Title Liens	31,306.37
CETA And Other Public Employment Programs		2 Residential 1192 74.11	45,709,017.00	Foreclosed Property	
MUNICIPAL FUNCTIONS	784,157.45	3 Farm 235 8.00	4,931,953.00	Emergencies & Other Deferred Charges	14,719.84
CAPITAL IMPROVEMENTS	3,000.00	4a Commercial 70 14.19	8,749,900.00	State and Federal Aid Receivable	623.88
DEBT SERVICE		4b Industrial 4 1.54	947,700.00	Other Receivables	23,660.00
Principal Payments	75,000.00	4c Apartments 1 .15	93,600.00	Total	1,311,942.26
Interest Payments	59,104.12	Total 1679	61,679,245.00	LIABILITIES, RESERVES, AND SURPLUS	
DEFERRED CHARGES		Land Area 14.08 Sq. Miles		Cash Liabilities	738,177.29
SCHOOL, COUNTY, SPECIAL DISTRICT TAXES	1,575,967.56	Net Valuation Taxable-Municipal	62,333,489	Reserves for Receivables	192,058.91
RESERVE FOR UNCOLLECTED TAXES	164,122.42	Net Valuation Taxable-County	85,291,384	Surplus Dec. 31, 1983	381,706.06
EXPENDITURES TOTAL	2,649,324.02	State Equalized Valuation	84,938,969	Total	1,311,942.26
		State Equalization Ratio	73.20		

1524
Population 1980 17,747
Population 1983 18,085
S & P Rating A-
Moody Rating AAA

General Tax Rate Per \$100. 2.13
State Equalized Tax Rate 2.08

POINT PLEASANT BOROUGH - OCEAN CO.
Form of Government:
Borough Council
Number of Members on Governing Body - 6

PER CAPITA:
Gross Debt 530.82
Net Debt 255.11
Debt Service 9.95
Total Tax Levy 573.67
Municipal Expenditures 211.15

PER CENT:
Gross Debt 2.13
Net Debt 1.02
Tax Levy Collected 95.43
Tax Levy Cancelled, Abated or Adjusted .14

EXPENDITURES		REVENUES-REALIZED		1983 PROPERTY TAX	
GENERAL GOVERNMENT				STATE EQUALIZED TAX RATE 1.30	
Governing Body & Public Boards	2,647.27	1983 Property Taxes Collected 9,883,300.84		Local District School Taxes	6,455,965.50
Municipal Clerk		1983 Payments in Lieu of Taxes		Regional & Consolidated School Tax	
Financial Administration	29,414.00	Delinquent Tax & Lien Collections 464,209.65		School Taxes in Municipal Budget	
Assessment of Taxes	40,048.00	Business Personalty Replacement Taxes 75,687.99		County Taxes .44	* 2,161,289.41
Collection of Taxes	16,616.00	Taxes from Public Utilities 829,507.50		County Library Taxes .03	138,848.63
Planning, Housing & Development	48,030.00	Other Miscellaneous Tax Revenues		Local Municipal Purpose Taxes .31	1,533,400.00
Human Resources		State Aid Revenues 149,839.88		Veteran & Senior Citizen Taxes	313,850.00
Elections		Federal Aid Revenues 165,632.00		Total Taxes for Rate Computation 2.08	10,603,353.54
General Administration (other)	255,091.03	State and Local Fiscal Assistance Act Utilized		Special District Taxes	
JUDICIARY		Sale of Acquired Property		Bank Corp. Taxes	21,679.70
Municipal Courts	31,478.00	Other Miscellaneous Revenues 471,994.15		Added and Omitted Taxes	63,695.88
PUBLIC SAFETY		Total 12,040,172.07		Total Taxes Levied - ABSTRACT	10,374,879.12
Fire Protection	46,310.00	Prior Years Surplus Appropriated 194,000.00		Total Taxes Billed	10,356,207.31
Police Protection	979,880.00	REVENUES TOTAL 12,234,172.07		1983 TAXES COLLECTED	9,883,300.84
Civil Defense & Disaster Control	1,300.00	Reserve For Uncollected Taxes 617,065.69		1983 Taxes Cancelled, Abated or Adjusted	14,765.71
Environmental Inspection & Control	76,354.00	CAPITAL OUTLAY TOTAL 444,309.68		Transfer to Tax Title Liens or Foreclosed	
Other Public Safety		Public Enterprises 119,565.19		Balance Outstanding Dec. 31, 1983	458,140.76
PUBLIC WORKS		Recreation—Culture 320,860.91		PRIOR YEARS TAXES OUTSTANDING	
Streets and Drainage	313,480.31	Buildings and Grounds 3,883.58		Balance January 1, 1983	488,810.34
Sewers and Sewage Processing		Library and Education		Collected in 1983	454,711.70
Garbage and Trash Disposal	520,896.00	Conservation		Cancelled, Abated or Adjusted 1983	124.86
Public Buildings and Grounds	50,411.93	All Other		Transfers to Tax Title Liens or Foreclosed	7,199.48
Other Public Works		CAPITAL DEBT AUTHORIZED, DECEMBER 31, 1983		Balance December 31, 1983	26,774.30
HEALTH and WELFARE		ISSUED AND UNISSUED GROSS DEBT NET DEBT		TAX TITLE LIENS OUTSTANDING	
Health Services Except Environmental	22,618.00	School 1,788,000		Balance January 1, 1983	75,969.47
Welfare-Public Assistance	14,857.78	Self-liquidating 6,885,601		Transfer From Taxes	8,554.07
Hospitals, Clinics, First Aid		Other 926,266		Redeemed in 1983	9,497.95
Animal, Insect, & Rodent Control	18,928.35	Total 9,599,867		Cancelled, Abated or Adjusted (1983)	
Other Welfare Services		ISSUED AND OUTSTANDING		Transfers to Foreclosed Property	
RECREATION and CONSERVATION		School 1,788,000.00		Balance December 31, 1983	75,025.59
Beaches and Boardwalks	7,262.90	Self-Liquidating 6,093,000.00		PROPERTY ACQUIRED BY DEED OR FORECLOSURE	
Parks, Playgrounds, Shade Trees	100.00	Other 654,427.85		Balance January 1, 1983	73,850.00
Land Reclamation & Conservation	5,693.11	Total 8,535,427.85		Transfers From Taxes or Liens	
Other Recreational Services	57,383.00	EQUALIZED VALUATION BASIS FOR NET DEBT COMPUTATION 450,848,375		Sale for Cash (1983)	
EDUCATION (excluding schools)		REAL PROPERTY VALUATIONS		Cancelled, Abated or Adjusted (1983)	
Libraries		Code Class # of Parcels % VAL'N		Balance December 31, 1983	73,650.00
Other Educational Services		1 Vacant Land 764 3.49		CURRENT FINANCES DECEMBER 31, 1983	
STATUTORY EXPENDITURES		2 Residential 6430 84.95		ASSETS	
Pensions & F. I. C. A.	294,022.81	3 Farm		Cash Dec. 31, 1983	4,071,144.94
Employee Fringe Benefits	108,375.00	4a Commercial 256 9.77		Taxes Receivable	484,915.06
Other Statutory Expenditures	7,247.34	4b Industrial 18 1.80		Tax Title Liens	75,025.59
CETA And Other Public Employment Programs		4c Apartments 7468		Foreclosed Property	73,850.00
MUNICIPAL FUNCTIONS TOTAL 2,948,444.83		Total 476,836,300.00		Emergencies & Other Deferred Charges	21,034.91
CAPITAL IMPROVEMENTS *MEMU* 11,992.00		Land Area 3.70 Sq. Miles		State and Federal Aid Receivable	23,693.07
DEBT SERVICE		Net Valuation Taxable-Municipal 482,989,566		Other Receivables	127,349.49
Principal Payments 180,000.00		Net Valuation Taxable-County 466,928,916		Total	4,877,013.06
Interest Payments		State Equalized Valuation 494,715,049		LIABILITIES, RESERVES, AND SURPLUS	
DEFERRED CHARGES 73,063.75		State Equalization Ratio 97.60		Cash Liabilities	3,681,243.21
SCHOOL, COUNTY, SPECIAL DISTRICT TAXES 8,756,103.54				Reserves for Receivables	761,140.14
RESERVE FOR UNCOLLECTED TAXES 617,065.69				Surplus Dec. 31, 1983	434,629.71
EXPENDITURES TOTAL 12,574,677.81				Total	4,877,013.06

*Includes County Health Service Taxes or County Vocational School Taxes. See Table 13.

1525
Population 1980 5,415
Population 1983 5,435
S & P Rating
Moody Rating BAA1

General Tax Rate Per \$100. 3.69
State Equalized Tax Rate 1.86

PT. PLEASANT BEACH BORO. - OCEAN CO.
Form of Government:
Borough Council
Number of Members on Governing Body - 6

PER CAPITA:
Gross Debt 810.35
Net Debt 358.10
Debt Service 7.84
Total Tax Levy 905.43
Municipal Expenditures 484.51
PER CENT:
Gross Debt 1.90
Net Debt .84
Tax Levy Collected 93.54
Tax Levy Cancelled, Abated or Adjusted .17

EXPENDITURES		REVENUES-REALIZED		1983 PROPERTY TAX	
GENERAL GOVERNMENT				STATE EQUALIZED TAX RATE	
Governing Body & Public Boards		1983 Property Taxes Collected	4,578,279.76	Local District School Taxes 1.10	2,862,482.27
Municipal Clerk		1983 Payments in Lieu of Taxes		Regional & Consolidated School Tax	
Financial Administration	12,500.00	Delinquent Tax & Lien Collections	411,808.23	School Taxes in Municipal Budget	
Assessment of Taxes	20,555.00	Business Personalty Replacement Taxes	102,743.08	County Taxes .43	* 1,122,707.61
Collection of Taxes	20,800.00	Taxes from Public Utilities	454,834.12	County Library Taxes .03	72,126.51
Planning, Housing & Development	16,000.00	Other Miscellaneous Tax Revenues		Local Municipal Purpose Taxes .30	788,450.00
Human Resources	2,850.00	State Aid Revenues	39,967.48	Veteran & Senior Citizen Taxes	68,800.00
Elections		Federal Aid Revenues		Total Taxes for Rate Computation 1.86	4,914,566.39
General Administration (other)	288,104.00	State and Local Fiscal Assistance Act Utilized	99,125.19	Special District Taxes	
JUDICIARY		Sale of Acquired Property		Bank Corp. Taxes	27,212.41
Municipal Courts	40,559.00	Other Miscellaneous Revenues	587,330.68	Added and Omitted Taxes	48,056.02
PUBLIC SAFETY		Total	6,274,088.54	Total Taxes Levied - ABSTRACT	4,921,034.82
Fire Protection	81,824.00	Prior Years Surplus Appropriated	360,000.00	Total Taxes Billed	4,894,561.23
Police Protection	794,691.37	REVENUES	6,634,088.54	1983 TAXES COLLECTED	4,578,279.76
Civil Defense & Disaster Control	500.00	Reserve For Uncollected Taxes	437,260.91	1983 Taxes Cancelled, Abated or Adjusted	8,096.32
Environmental Inspection & Control	71,589.00	CAPITAL OUTLAY	258,965.52	Transfer to Tax Title Liens or Foreclosed	
Other Public Safety	150.00	TOTAL	189,341.02	Balance Outstanding Dec. 31, 1983	308,185.15
PUBLIC WORKS				PRIOR YEARS TAXES OUTSTANDING	
Streets and Drainage	242,404.00	Public Enterprises	18,824.50	Balance January 1, 1983	390,273.90
Sewers and Sewage Processing		Recreation—Culture	50,800.00	Collected in 1983	382,677.15
Garbage and Trash Disposal	140,636.00	Public Works		Cancelled, Abated or Adjusted 1983	
Public Buildings and Grounds	114,250.00	Buildings and Grounds		Transfers to Tax Title Liens or Foreclosed	
Other Public Works		Library and Education		Balance December 31, 1983	7,596.75
HEALTH and WELFARE		Conservation		TAX TITLE LIENS OUTSTANDING	
Health Services Except Environmental	7,650.00	All Other		Balance January 1, 1983	35,756.70
Welfare-Public Assistance	16,941.00	CAPITAL DEBT AUTHORIZED, DECEMBER 31, 1983		Transfer From Taxes	
Hospitals, Clinics, First Aid		ISSUED AND UNISSUED		Redeemed in 1983	29,131.08
Animal, Insect, & Rodent Control		GROSS DEBT		Cancelled, Abated or Adjusted (1983)	
Other Welfare Services		School 2,458,000	1,820,901	Transfers to Foreclosed Property	
RECREATION and CONSERVATION		Self-Liquidating 1,820,901	125,346	Balance December 31, 1983	6,625.62
Beaches and Boardwalks	24,000.00	Other 125,346	1,946,247	PROPERTY ACQUIRED BY DEED OR	
Parks, Playgrounds, Shade Trees	22,000.00	Total 4,404,247		FORECLOSURE	
Land Reclamation & Conservation		ISSUED AND OUTSTANDING		Balance January 1, 1983	
Other Recreational Services	8,500.00	School 2,458,000.00		Transfers From Taxes or Liens	
EDUCATION (excluding schools)		Self-Liquidating 1,744,000.00		Sale for Cash (1983)	
Libraries	7,000.00	Other 63,625.00		Cancelled, Abated or Adjusted (1983)	
Other Educational Services		Total 4,265,625.00		Balance December 31, 1983	
STATUTORY EXPENDITURES		EQUALIZED VALUATION BASIS		CURRENT FINANCES DECEMBER 31, 1983	
Pensions & F. I. C. A.	138,002.00	FOR NET DEBT COMPUTATION	231,340,281	ASSETS	
Employee Fringe Benefits	57,500.00	REAL PROPERTY VALUATIONS		Cash Dec. 31, 1983	2,184,318.50
Other Statutory Expenditures	8,000.00	Code Class # of Parcels % VAL'N		Taxes Receivable	315,781.90
CETA And Other Public Employment Programs		1 Vacant Land 303 10.64	7,679,150.00	Tax Title Liens	6,625.62
MUNICIPAL FUNCTIONS		2 Residential 2231 78.33	82,561,150.00	Foreclosed Property	
CAPITAL IMPROVEMENTS	*MEMO*	3 Farm 283 9.94	35,063,975.00	Emergencies & Other Deferred Charges	65,600.00
DEBT SERVICE		4a Commercial 31 1.09	5,490,700.00	State and Federal Aid Receivable	19,972.00
Principal Payments	42,625.00	4b Industrial 2848	130,794,975.00	Other Receivables	67,063.03
Interest Payments		Total		Total	2,659,361.05
DEFERRED CHARGES		Land Area 1.50 Sq. Miles		LIABILITIES, RESERVES, AND SURPLUS	
SCHOOL, COUNTY, SPECIAL DISTRICT TAXES	16,400.00	Net Valuation Taxable-Municipal	131,412,836	Cash Liabilities	1,669,232.16
RESERVE FOR UNCOLLECTED TAXES	4,057,316.39	Net Valuation Taxable-County	242,550,966	Reserves for Receivables	389,470.55
EXPENDITURES	TOTAL	State Equalized Valuation	259,465,122	Surplus Dec. 31, 1983	600,658.34
		State Equalization Ratio	50.53	Total	2,659,361.05

1609
Population 1980 10,660
Population 1983 10,806
S & P Rating
Moody Rating A1

General Tax Rate Per \$100. 7.33
State Equalized Tax Rate 2.89

POMPTON LAKES BOROUGH - PASSAIC CO.
Form of Government:
Borough Council
Number of Members on Governing Body - 6

PER CAPITA:
Gross Debt 318.80
Net Debt 197.20
Debt Service 29.55
Total Tax Levy 722.56
Municipal Expenditures 285.35
PER CENT:
Gross Debt 1.34
Net Debt .83
Tax Levy Collected 98.10
Tax Levy Cancelled, Abated or Adjusted

EXPENDITURES		REVENUES-REALIZED		1983 PROPERTY TAX	
GENERAL GOVERNMENT				STATE EQUALIZED TAX RATE \rightarrow	
Governing Body & Public Boards		1983 Property Taxes Collected	7,657,244.75	Local District School Taxes 1.76	4,739,388.50
Municipal Clerk		1983 Payments in Lieu of Taxes	58,153.40	Regional & Consolidated School Tax	
Financial Administration	64,625.00	Delinquent Tax & Lien Collections	142,503.04	School Taxes in Municipal Budget	
Assessment of Taxes	27,295.00	Business Personalty Replacement Taxes	268,451.16	County Taxes .61	1,650,645.67
Collection of Taxes	39,986.11	Taxes from Public Utilities	552,811.00	County Library Taxes	
Planning, Housing & Development	6,289.10	Other Miscellaneous Tax Revenues		Local Municipal Purpose Taxes .51	1,379,950.00
Human Resources	450.00	State Aid Revenues	96,432.82	Veteran & Senior Citizen Taxes	110,250.00
Elections	5,000.00	Federal Aid Revenues		Total Taxes for Rate Computation 2.88	7,880,234.17
General Administration (other)	250,824.90	State and Local Fiscal Assistance Act Utilized	56,250.44	Special District Taxes	
JUDICIARY		Sale of Acquired Property		Bank Corp. Taxes	12,074.08
Municipal Courts	23,875.00	Other Miscellaneous Revenues	392,641.89	Added and Omitted Taxes	25,912.31
PUBLIC SAFETY		Total	9,224,488.50	Total Taxes Levied - ABSTRACT	7,807,970.56
Fire Protection	49,499.00	Prior Years Surplus Appropriated	350,000.00	Total Taxes Billed	7,805,201.08
Police Protection	703,583.94	REVENUES TOTAL	9,574,488.50	1983 TAXES COLLECTED	7,657,244.75
Civil Defense & Disaster Control	1,200.00	Reserve For Uncollected Taxes	308,000.00	1983 Taxes Cancelled, Abated or Adjusted	
Environmental Inspection & Control	13,103.00	CAPITAL OUTLAY TOTAL	311,534.18	Transfer to Tax Title Liens or Foreclosed	
Other Public Safety				Balance Outstanding Dec. 31, 1983	147,956.33
PUBLIC WORKS				PRIOR YEARS TAXES OUTSTANDING	
Streets and Drainage	398,715.00	Public Enterprises		Balance January 1, 1983	112,288.59
Sewers and Sewage Processing	3,500.00	Recreation—Culture	14,295.26	Collected in 1983	109,176.22
Garbage and Trash Disposal	242,289.01	Public Works	297,238.92	Cancelled, Abated or Adjusted 1983	
Public Buildings and Grounds	66,132.90	Buildings and Grounds		Transfers to Tax Title Liens or Foreclosed	
Other Public Works	3,000.00	Library and Education		Balance December 31, 1983	3,112.37
HEALTH and WELFARE		Conservation		TAX TITLE LIENS OUTSTANDING	
Health Services Except Environmental	92,945.00	All Other		Balance January 1, 1983	33,326.82
Welfare-Public Assistance	4,837.10	CAPITAL DEBT AUTHORIZED, DECEMBER 31, 1983		Transfer From Taxes	
Hospitals, Clinics, First Aid		ISSUED AND UNISSUED		Redeemed in 1983	33,326.82
Animal, Insect, & Rodent Control		School	1,291,000	Cancelled, Abated or Adjusted (1983)	
Other Welfare Services		Self-liquidating	2,153,900	Transfers to Foreclosed Property	
RECREATION and CONSERVATION		Other	3,444,900	Balance December 31, 1983	
Beaches and Boardwalks		Total	2,130,900	PROPERTY ACQUIRED BY DEED OR	
Parks, Playgrounds, Shade Trees	7,801.00	ISSUED AND OUTSTANDING		FORECLOSURE	
Land Reclamation & Conservation	50.00	School	1,291,000.00	Balance January 1, 1983	36,475.00
Other Recreational Services	20,860.00	Self-liquidating	1,728,250.00	Transfers From Taxes or Liens	
EDUCATION (excluding schools)		Other	3,019,250.00	Sale for Cash (1983)	
Libraries	81,000.00	Total		Cancelled, Abated or Adjusted (1983)	
Other Educational Services		EQUALIZED VALUATION BASIS		Balance December 31, 1983	36,475.00
STATUTORY EXPENDITURES		FOR NET DEBT COMPUTATION	257,045,625	CURRENT FINANCES DECEMBER 31, 1983	
Pensions & F. I. C. A.	245,939.89	REAL PROPERTY VALUATIONS		ASSETS	
Employee Fringe Benefits	74,575.00	Code Class # of Parcels % VAL'N		Cash Dec. 31, 1983	1,152,559.41
Other Statutory Expenditures	5,000.00	1 Vacant Land 170 1.46	1,531,500.00	Taxes Receivable	151,068.70
CETA And Other Public Employment Programs		2 Residential 3101 79.83	83,876,635.00	Tax Title Liens	
MUNICIPAL FUNCTIONS TOTAL	2,432,375.95	3 Farm		Foreclosed Property	36,475.00
CAPITAL IMPROVEMENTS *MEMO*	20,000.00	4a Commercial 141 10.44	10,973,000.00	Emergencies & Other Deferred Charges	7,329.01
DEBT SERVICE		4b Industrial 5 4.89	5,137,950.00	State and Federal Aid Receivable	24,004.36
Principal Payments	181,000.00	4c Apartments 7 3.37	3,543,500.00	Other Receivables	43,478.06
Interest Payments	138,314.30	Total 3424	105,062,585.00	Total	1,414,914.54
DEFERRED CHARGES		Land Area 3.00 Sq. Miles		LIABILITIES, RESERVES, AND SURPLUS	
SCHOOL, COUNTY, SPECIAL DISTRICT TAXES	23,775.21	Net Valuation Taxable-Municipal	106,110,351	Cash Liabilities	320,127.71
RESERVE FOR UNCOLLECTED TAXES	308,000.00	Net Valuation Taxable-County	269,858,110	Reserves for Receivables	231,021.76
EXPENDITURES TOTAL	9,473,499.63	State Equalized Valuation	267,569,077	Surplus Dec. 31, 1983	863,765.07
		State Equalization Ratio	39.42	Total	1,414,914.54

0120
 Population 1980 **837**
 Population 1983 **863**
 S & P Rating
 Moody Rating

General Tax Rate Per \$100. **6.69**
 State Equalized Tax Rate **1.12**

PORT REPUBLIC CITY - ATLANTIC CO.
Form of Government:
City Charter (P.L. 1897 c. 30)
Number of Members on Governing Body - 7

PER CAPITA:
 Gross Debt **318.66**
 Net Debt
 Debt Service **74.48**
 Total Tax Levy **633.23**
 Municipal Expenditures **315.52**
 PER CENT:
 Gross Debt **.80**
 Net Debt
 Tax Levy Collected **91.76**
 Tax Levy Cancelled, Abated or Adjusted **.35**

EXPENDITURES		REVENUES-REALIZED		1983 PROPERTY TAX	
GENERAL GOVERNMENT				STATE EQUALIZED TAX RATE	
Governing Body & Public Boards		1983 Property Taxes Collected	502,548.70	Local District School Taxes	.81 394,525.00
Municipal Clerk		1983 Payments in Lieu of Taxes		Regional & Consolidated School Tax	
Financial Administration	7,390.00	Delinquent Tax & Lien Collections	36,236.93	School Taxes in Municipal Budget	.03 14,400.00
Assessment of Taxes	4,509.65	Business Personalty Replacement Taxes	5,963.48	County Taxes	.26 * 128,132.11
Collection of Taxes	4,120.11	Taxes from Public Utilities	129,110.00	County Library Taxes	.01 6,766.60
Planning, Housing & Development	750.00	Other Miscellaneous Tax Revenues		Local Municipal Purpose Taxes	
Human Resources		State Aid Revenues	4,381.92	Veteran & Senior Citizen Taxes	13,150.00
Elections	753.18	Federal Aid Revenues		Total Taxes for Rate Computation	1.11 556,973.71
General Administration (other)	42,433.96	State and Local Fiscal Assistance Act Utilized	3,888.49	Special District Taxes	
JUDICIARY		Sale of Acquired Property		Bank Corp. Taxes	
Municipal Courts		Other Miscellaneous Revenues	52,190.66	Added and Omitted Taxes	2,653.33
PUBLIC SAFETY		Total	734,320.18	Total Taxes Levied - ABSTRACT	546,477.04
Fire Protection	7,500.00	Prior Years Surplus Appropriated	30,100.00	Total Taxes Billed	547,661.08
Police Protection	4,139.01	REVENUES TOTAL	764,420.18	1983 TAXES COLLECTED	502,548.70
Civil Defense & Disaster Control	250.00	Reserve For Uncollected Taxes	47,045.75	1983 Taxes Cancelled, Abated or Adjusted	1,913.04
Environmental Inspection & Control	2,084.50			Transfer to Tax Title Liens or Foreclosed	6,884.01
Other Public Safety		CAPITAL OUTLAY TOTAL	14,382.82	Balance Outstanding Dec. 31, 1983	36,315.33
PUBLIC WORKS				PRIOR YEARS TAXES OUTSTANDING	
Streets and Drainage	34,796.49	Public Enterprises		Balance January 1, 1983	37,642.58
Sewers and Sewage Processing		Recreation—Culture		Collected in 1983	36,236.93
Garbage and Trash Disposal	13,000.00	Public Works	357.58	Cancelled, Abated or Adjusted 1983	
Public Buildings and Grounds	4,200.00	Buildings and Grounds	14,025.24	Transfers to Tax Title Liens or Foreclosed	
Other Public Works	1,900.00	Library and Education		Balance December 31, 1983	1,405.65
HEALTH and WELFARE		Conservation		TAX TITLE LIENS OUTSTANDING	
Health Services Except Environmental		All Other		Balance January 1, 1983	18,667.07
Welfare-Public Assistance	75.00			Transfer From Taxes	6,884.01
Hospitals, Clinics, First Aid		CAPITAL DEBT AUTHORIZED, DECEMBER 31, 1983		Redeemed in 1983	
Animal, Insect, & Rodent Control	4,477.00	ISSUED AND UNISSUED		Cancelled, Abated or Adjusted (1983)	
Other Welfare Services		School	275,000	Transfers to Foreclosed Property	
RECREATION and CONSERVATION		Self-liquidating		Balance December 31, 1983	25,551.08
Beaches and Boardwalks		Other		PROPERTY ACQUIRED BY DEED OR FORECLOSURE	
Parks, Playgrounds, Shade Trees	9,700.00	Total	275,000	Balance January 1, 1983	1,000.00
Land Reclamation & Conservation		ISSUED AND OUTSTANDING		Transfers From Taxes or Liens	
Other Recreational Services		School	275,000.00	Sale for Cash (1983)	
EDUCATION (excluding schools)		Self-liquidating		Cancelled, Abated or Adjusted (1983)	
Libraries		Other		Balance December 31, 1983	1,000.00
Other Educational Services		Total	275,000.00	CURRENT FINANCES DECEMBER 31, 1983	
STATUTORY EXPENDITURES		EQUALIZED VALUATION BASIS		ASSETS	
Pensions & F. I. C. A.	4,655.00	FOR NET DEBT COMPUTATION	34,480,251	Cash Dec. 31, 1983	189,770.50
Employee Fringe Benefits	517.40	REAL PROPERTY VALUATIONS		Taxes Receivable	37,720.98
Other Statutory Expenditures	504.76	Code Class # of Parcels % VAL'N		Tax Title Liens	25,551.08
CETA And Other Public Employment Programs		1 Vacant Land 204 13.01	1,045,900.00	Foreclosed Property	1,000.00
MUNICIPAL FUNCTIONS		2 Residential 308 79.02	6,350,910.00	Emergencies & Other Deferred Charges	16,846.70
CAPITAL IMPROVEMENTS	*MEMO*	3 Farm 20 3.01	242,500.00	State and Federal Aid Receivable	
DEBT SERVICE		4a Commercial 12 4.92	395,700.00	Other Receivables	3,246.76
Principal Payments	25,000.00	4b Industrial 1 .02	1,600.00	Total	274,136.02
Interest Payments	39,279.56	4c Apartments		LIABILITIES, RESERVES, AND SURPLUS	
TYPE I SCHL DEBT *MEMO	64,279.56	Total	8,036,610.00	Cash Liabilities	160,978.56
DEFERRED CHARGES	13,209.01	Land Area 8.10 Sq. Miles		Reserves for Receivables	67,518.82
SCHOOL, COUNTY, SPECIAL DISTRICT TAXES	543,823.71	Net Valuation Taxable-Municipal	8,138,203	Surplus Dec. 31, 1983	45,638.64
RESERVE FOR UNCOLLECTED TAXES	47,045.75	Net Valuation Taxable-County	27,248,891	Total	274,136.02
EXPENDITURES TOTAL	816,114.09	State Equalized Valuation	48,225,006		
		State Equalization Ratio	16.70		

1109

Population 1980 **12,035**
 Population 1983 **12,250**
 S & P Rating
 Moody Rating

General Tax Rate Per \$100. **2.49**
 State Equalized Tax Rate **2.18**

PRINCETON BOROUGH – MERCER COUNTY
Form of Government:
Borough Council
Number of Members on Governing Body – 6

PER CAPITA:
 Gross Debt **395.01**
 Net Debt **176.84**
 Debt Service **44.61**
 Total Tax Levy **727.97**
 Municipal Expenditures **514.69**

PER CENT:
 Gross Debt **1.30**
 Net Debt **.58**
 Tax Levy Collected **95.47**
 Tax Levy Cancelled, Abated or Adjusted **.09**

EXPENDITURES		REVENUES-REALIZED		1983 PROPERTY TAX	
GENERAL GOVERNMENT				STATE EQUALIZED TAX RATE →	
Governing Body & Public Boards		1983 Property Taxes Collected	8,464,303.91	Local District School Taxes	
Municipal Clerk	10,700.00	1983 Payments in Lieu of Taxes	26,604.53	Regional & Consolidated School Tax .98	3,983,603.40
Financial Administration	11,320.00	Delinquent Tax & Lien Collections	417,879.91	School Taxes in Municipal Budget	
Assessment of Taxes		Business Personalty Replacement Taxes	190,926.32	County Taxes .74	2,991,357.50
Collection of Taxes		Taxes from Public Utilities	730,793.00	County Library Taxes	
Planning, Housing & Development	72,900.00	Other Miscellaneous Tax Revenues		Local Municipal Purpose Taxes .46	1,860,063.00
Human Resources	44,679.10	State Aid Revenues	90,904.80	Veteran & Senior Citizen Taxes	46,850.00
Elections	3,505.00	Federal Aid Revenues	45,979.00	Total Taxes for Rate Computation 2.18	8,887,873.90
General Administration (other)	678,785.00	State and Local Fiscal Assistance Act Utilized		Special District Taxes	
JUDICIARY		Sale of Acquired Property	2,963,980.15	Bank Corp. Taxes	58,042.30
Municipal Courts	129,222.00	Other Miscellaneous Revenues	12,931,371.62	Added and Omitted Taxes	18,509.87
PUBLIC SAFETY		Total	900,000.00	Total Taxes Levied - ABSTRACT	8,917,576.07
Fire Protection	85,310.00	Prior Years Surplus Appropriated	13,831,371.62	Total Taxes Billed	8,866,088.98
Police Protection	960,268.00	REVENUES TOTAL	500,000.00	1983 TAXES COLLECTED	8,464,303.91
Civil Defense & Disaster Control	250.00	Reserve For Uncollected Taxes	316,862.21	1983 Taxes Cancelled, Abated or Adjusted	8,204.55
Environmental Inspection & Control	59,632.00	CAPITAL OUTLAY TOTAL		Transfer to Tax Title Liens or Foreclosed	
Other Public Safety		Public Enterprises		Balance Outstanding Dec. 31, 1983	393,580.52
PUBLIC WORKS		Recreation—Culture	242.30	PRIOR YEARS TAXES OUTSTANDING	
Streets and Drainage	400,598.00	Public Works	26,239.14	Balance January 1, 1983	420,361.42
Sewers and Sewage Processing	1,499,985.00	Buildings and Grounds	286,337.77	Collected in 1983	417,879.91
Garbage and Trash Disposal	173,593.00	Library and Education	4,043.00	Cancelled, Abated or Adjusted 1983	2,000.30
Public Buildings and Grounds	185,762.00	Conservation		Transfers to Tax Title Liens or Foreclosed	
Other Public Works		All Other		Balance December 31, 1983	481.21
HEALTH and WELFARE		CAPITAL DEBT AUTHORIZED, DECEMBER 31, 1983		TAX TITLE LIENS OUTSTANDING	
Health Services Except Environmental	126,974.00	ISSUED AND UNISSUED		Balance January 1, 1983	
Welfare-Public Assistance	15,837.00	School	2,650,553	Transfer From Taxes	
Hospitals, Clinics, First Aid		Self-liquidating		Redeemed in 1983	
Animal, Insect, & Rodent Control		Other	2,188,354	Cancelled, Abated or Adjusted (1983)	
Other Welfare Services		Total	4,838,908	Transfers to Foreclosed Property	
RECREATION and CONSERVATION		ISSUED AND OUTSTANDING		Balance December 31, 1983	
Beaches and Boardwalks	9,707.00	School	1,334,116.84	PROPERTY ACQUIRED BY DEED OR	
Parks, Playgrounds, Shade Trees	813.00	Self-liquidating		FORECLOSURE	
Land Reclamation & Conservation	105,493.50	Other	1,155,247.70	Balance January 1, 1983	10,000.00
Other Recreational Services		Total	2,489,364.54	Transfers From Taxes or Liens	
EDUCATION (excluding schools)		EQUALIZED VALUATION BASIS		Sale for Cash (1983)	
Libraries	211,964.50	FOR NET DEBT COMPUTATION	372,235,919	Cancelled, Abated or Adjusted (1983)	
Other Educational Services		REAL PROPERTY VALUATIONS		Balance December 31, 1983	10,000.00
STATUTORY EXPENDITURES		Code Class # of Parcels % VAL'N		CURRENT FINANCES DECEMBER 31, 1983	
Pensions & F. I. C. A.	387,550.15	1 Vacant Land 169 1.68		ASSETS	
Employee Fringe Benefits	3,800.00	2 Residential 1856 71.54		Cash Dec. 31, 1983	2,323,318.50
Other Statutory Expenditures		3 Farm 188 21.93		Taxes Receivable	394,061.73
CETA and Other Public Employment Programs	5,183,654.25	4a Commercial 188 21.93		Tax Title Liens	
MUNICIPAL FUNCTIONS TOTAL	70,000.00	4b Industrial 42 4.85		Foreclosed Property	10,000.00
CAPITAL IMPROVEMENTS *MEMO*		4c Apartments 2255		Emergencies & Other Deferred Charges	
DEBT SERVICE		Total	347,165,130.00	State and Federal Aid Receivable	
Principal Payments	454,400.00	Land Area 1.76 Sq. Miles		Other Receivables	55,668.52
Interest Payments	92,127.75	Net Valuation Taxable-Municipal	355,324,462	Total	2,783,048.75
DEFERRED CHARGES	74,727.70	Net Valuation Taxable-County	387,343,809	LIABILITIES, RESERVES, AND SURPLUS	
SCHOOL, COUNTY, SPECIAL DISTRICT TAXES	6,974,900.93	State Equalized Valuation	404,757,821	Cash Liabilities	1,106,037.86
RESERVE FOR UNCOLLECTED TAXES	500,000.00	State Equalization Ratio	87.55	Reserves for Receivables	447,230.25
EXPENDITURES TOTAL	13,279,870.60			Surplus Dec. 31, 1983	1,229,780.64
				Total	2,783,048.75

1110
Population 1980 13,683
Population 1983 14,148
S & P Rating AA
Moody Rating AAL

General Tax Rate Per \$100. 2.28
State Equalized Tax Rate 2.01

PRINCETON TOWNSHIP – MERCER COUNTY
Form of Government:
Township Committee
Number of Members on Governing Body – 5

PER CAPITA:
Gross Debt 643.19
Net Debt 300.71
Debt Service 40.08
Total Tax Levy 1,047.02
Municipal Expenditures 501.19

PER CENT:
Gross Debt 1.34
Net Debt .63
Tax Levy Collected 95.13
Tax Levy Cancelled, Abated or Adjusted .09

EXPENDITURES		REVENUES-REALIZED		1983 PROPERTY TAX	
GENERAL GOVERNMENT				STATE EQUALIZED TAX RATE	
Governing Body & Public Boards	40,799.00	1983 Property Taxes Collected	14,081,820.49	Local District School Taxes	
Municipal Clerk	58,226.00	1983 Payments in Lieu of Taxes	118,753.62	Regional & Consolidated School Tax	.99 7,180,035.60
Financial Administration	72,384.00	Delinquent Tax & Lien Collections	815,442.35	School Taxes in Municipal Budget	
Assessment of Taxes	18,870.00	Business Personalty Replacement Taxes	142,512.64	County Taxes	.73 5,303,321.09
Collection of Taxes	70,405.00	Taxes from Public Utilities	1,055,313.00	County Library Taxes	
Planning, Housing & Development	109,739.00	Other Miscellaneous Tax Revenues		Local Municipal Purpose Taxes	.30 2,187,278.49
Human Resources	196,719.00	State Aid Revenues	259,175.69	Veteran & Senior Citizen Taxes	
Elections	4,035.00	Federal Aid Revenues		Total Taxes for Rate Computation	2.02 14,738,135.18
General Administration (other)	849,122.93	State and Local Fiscal Assistance Act Utilized	60,450.00	Special District Taxes	43,000.00
JUDICIARY		Sale of Acquired Property		Bank Corp. Taxes	9,697.33
Municipal Courts	34,280.00	Other Miscellaneous Revenues	1,727,910.90	Added and Omitted Taxes	89,640.18
PUBLIC SAFETY		Total	18,261,378.69	Total Taxes Levied - ABSTRACT	14,813,180.69
Fire Protection	101,641.00	Prior Years Surplus Appropriated	471,782.00	Total Taxes Billed	14,802,849.40
Police Protection	944,726.00	REVENUES TOTAL	18,733,160.69	1983 TAXES COLLECTED	14,081,820.49
Civil Defense & Disaster Control	125.00	Reserve For Uncollected Taxes	878,686.00	1983 Taxes Cancelled, Abated or Adjusted	12,951.42
Environmental Inspection & Control	50,793.00			Transfer to Tax Title Liens or Foreclosed	6,076.20
Other Public Safety		CAPITAL OUTLAY TOTAL	202,184.99	Balance Outstanding Dec. 31, 1983	680,318.66
PUBLIC WORKS				PRIOR YEARS TAXES OUTSTANDING	
Streets and Drainage	408,051.00	Public Enterprises		Balance January 1, 1983	988,172.85
Sewers and Sewage Processing	1,598,859.00	Recreation—Culture	21,759.35	Collected in 1983	805,877.03
Garbage and Trash Disposal		Public Works	145,041.52	Cancelled, Abated or Adjusted 1983	
Public Buildings and Grounds	92,767.10	Buildings and Grounds	35,384.12	Transfers to Tax Title Liens or Foreclosed	
Other Public Works		Library and Education		Balance December 31, 1983	182,295.82
HEALTH and WELFARE		Conservation		TAX TITLE LIENS OUTSTANDING	
Health Services Except Environmental	94,741.00	All Other		Balance January 1, 1983	42,151.96
Welfare-Public Assistance	33,372.00	CAPITAL DEBT AUTHORIZED, DECEMBER 31, 1983		Transfer From Taxes	6,076.20
Hospitals, Clinics, First Aid		ISSUED AND UNISSUED		Redeemed in 1983	9,565.32
Animal, Insect, & Rodent Control	4,007.00	School	4,845,466	Cancelled, Abated or Adjusted (1983)	
Other Welfare Services		Self-Liquidating	4,254,453	Transfers to Foreclosed Property	
RECREATION and CONSERVATION		Other	9,099,919	Balance December 31, 1983	38,662.84
Beaches and Boardwalks		Total		PROPERTY ACQUIRED BY DEED OR FORECLOSURE	
Parks, Playgrounds, Shade Trees	2,550.00	ISSUED AND OUTSTANDING		Balance January 1, 1983	
Land Reclamation & Conservation	1,625.00	School	2,438,883.16	Transfers From Taxes or Liens	
Other Recreational Services	204,269.00	Self-Liquidating		Sale for Cash (1983)	
EDUCATION (excluding schools)		Other	3,629,457.60	Cancelled, Abated or Adjusted (1983)	
Libraries	391,522.00	Total	6,068,340.76	Balance December 31, 1983	
Other Educational Services	75.00	EQUALIZED VALUATION BASIS FOR NET DEBT COMPUTATION	680,480,066	CURRENT FINANCES DECEMBER 31, 1983	
STATUTORY EXPENDITURES		REAL PROPERTY VALUATIONS		ASSETS	
Pensions & F. I. C. A.	256,670.00	Code Class # of Parcels % VAL'N		Cash Dec. 31, 1983	1,667,665.62
Employee Fringe Benefits		1 Vacant Land 491 4.28		Taxes Receivable	862,614.48
Other Statutory Expenditures	1,000.00	2 Residential 3503 85.64		Tax Title Liens	38,662.84
CETA And Other Public Employment Programs		3 Farm 64 2.14		Foreclosed Property	
MUNICIPAL FUNCTIONS TOTAL	5,641,373.03	4a Commercial 81 4.28		Emergencies & Other Deferred Charges	751,350.07
CAPITAL IMPROVEMENTS *MEMO*	40,000.00	4b Industrial 2 .28		State and Federal Aid Receivable	9,273.95
DEBT SERVICE		4c Apartments 7 3.39		Other Receivables	43,729.28
Principal Payments	273,759.33	Total 4148		Total	3,373,296.24
Interest Payments	293,346.07	Land Area 16.25 Sq. Miles		LIABILITIES, RESERVES, AND SURPLUS	
		Net Valuation Taxable-Municipal	642,471,144	Cash Liabilities	1,143,608.64
DEFERRED CHARGES		Net Valuation Taxable-County	685,625,895	Reserves for Receivables	945,006.60
SCHOOL, COUNTY, SPECIAL DISTRICT TAXES	12,526,356.69	State Equalized Valuation	726,704,278	Surplus Dec. 31, 1983	1,284,681.00
RESERVE FOR UNCOLLECTED TAXES	878,686.00	State Equalization Ratio	88.36	Total	3,373,296.24
EXPENDITURES TOTAL	19,617,195.68				

1610

Population 1980 5,142
 Population 1983 5,176
 S & P Rating
 Moody Rating

General Tax Rate Per \$100. 5.82
 State Equalized Tax Rate 2.42

PROSPECT PARK BOROUGH – PASSAIC CO.
Form of Government:
Borough Council
Number of Members on Governing Body – 6

PER CAPITA:

Gross Debt 141.62
 Net Debt 89.26
 Debt Service 16.84
 Total Tax Levy 363.02
 Municipal Expenditures 165.81

PER CENT:

Gross Debt .99
 Net Debt .63
 Tax Levy Collected 99.38
 Tax Levy Cancelled, Abated or Adjusted

EXPENDITURES		REVENUES-REALIZED		1983 PROPERTY TAX	
GENERAL GOVERNMENT				STATE EQUALIZED TAX RATE	
Governing Body & Public Boards		1983 Property Taxes Collected	1,862,053.26	Local District School Taxes .76	584,937.00
Municipal Clerk		1983 Payments in Lieu of Taxes		Regional & Consolidated School Tax .58	449,789.07
Financial Administration	5,800.00	Delinquent Tax & Lien Collections	6,961.11	School Taxes in Municipal Budget	
Assessment of Taxes	5,100.00	Business Personalty Replacement Taxes	52,735.96	County Taxes .61	471,150.31
Collection of Taxes	12,000.00	Taxes from Public Utilities	164,139.00	County Library Taxes	
Planning, Housing & Development	800.00	Other Miscellaneous Tax Revenues		Local Municipal Purpose Taxes .47	366,178.45
Human Resources		State Aid Revenues	49,367.58	Veteran & Senior Citizen Taxes	60,700.00
Elections		Federal Aid Revenues		Total Taxes for Rate Computation 2.42	1,932,754.83
General Administration (other)	88,786.00	State and Local Fiscal Assistance Act Utilized	20,859.95	Special District Taxes	
JUDICIARY		Sale of Acquired Property		Bank Corp. Taxes	5,796.46
Municipal Courts	19,950.00	Other Miscellaneous Revenues	70,533.55	Added and Omitted Taxes	1,164.00
PUBLIC SAFETY		Total	2,226,650.41	Total Taxes Levied - ABSTRACT	1,879,015.29
Fire Protection	21,325.00	Prior Years Surplus Appropriated	130,000.00	Total Taxes Billed	1,873,747.26
Police Protection	259,850.00	REVENUES TOTAL	2,356,650.41	1983 TAXES COLLECTED	1,862,053.26
Civil Defense & Disaster Control	600.00	Reserve For Uncollected Taxes	37,957.80	1983 Taxes Cancelled, Abated or Adjusted	
Environmental Inspection & Control	8,603.00	CAPITAL OUTLAY TOTAL	43,371.46	Transfer to Tax Title Liens or Foreclosed	5,901.48
Other Public Safety				Balance Outstanding Dec. 31, 1983	5,792.52
PUBLIC WORKS				PRIOR YEARS TAXES OUTSTANDING	
Streets and Drainage	82,400.00	Public Enterprises		Balance January 1, 1983	10,988.59
Sewers and Sewage Processing	47,226.67	Recreation—Culture		Collected in 1983	6,961.11
Garbage and Trash Disposal	82,000.00	Public Works		Cancelled, Abated or Adjusted 1983	
Public Buildings and Grounds	21,000.00	Buildings and Grounds	43,371.46	Transfers to Tax Title Liens or Foreclosed	4,027.24
Other Public Works		Library and Education		Balance December 31, 1983	.24
HEALTH and WELFARE		Conservation		TAX TITLE LIENS OUTSTANDING	
Health Services Except Environmental	16,423.00	All Other		Balance January 1, 1983	3,466.63
Welfare-Public Assistance	2,955.00	CAPITAL DEBT AUTHORIZED, DECEMBER 31, 1983		Transfer From Taxes	10,549.07
Hospitals, Clinics, First Aid		ISSUED AND UNISSUED		Redeemed in 1983	
Animal, Insect, & Rodent Control		School	271,005	Cancelled, Abated or Adjusted (1983)	
Other Welfare Services		Self-liquidating		Transfers to Foreclosed Property	
RECREATION and CONSERVATION		Other	462,000	Balance December 31, 1983	14,015.70
Beaches and Boardwalks		Total	733,005	PROPERTY ACQUIRED BY DEED OR FORECLOSURE	
Parks, Playgrounds, Shade Trees				Balance January 1, 1983	250.00
Land Reclamation & Conservation				Transfers From Taxes or Liens	
Other Recreational Services	1,770.50			Sale for Cash (1983)	
EDUCATION (excluding schools)		ISSUED AND OUTSTANDING		Cancelled, Abated or Adjusted (1983)	
Libraries		School	271,005.26	Balance December 31, 1983	250.00
Other Educational Services		Self-Liquidating		CURRENT FINANCES DECEMBER 31, 1983	
STATUTORY EXPENDITURES		Other	462,000.00	ASSETS	
Pensions & F. I. C. A.	35,220.44	Total	733,005.26	Cash Dec. 31, 1983	112,810.49
Employee Fringe Benefits	20,122.67	EQUALIZED VALUATION BASIS		Taxes Receivable	5,792.76
Other Statutory Expenditures	1,150.00	FOR NET DEBT COMPUTATION	73,736,316	Tax Title Liens	14,015.70
CETA And Other Public Employment Programs		REAL PROPERTY VALUATIONS		Foreclosed Property	250.00
MUNICIPAL FUNCTIONS TOTAL	733,082.28	Code Class # of Parcels % VAL'N		Emergencies & Other Deferred Charges	
CAPITAL IMPROVEMENTS *MEMO*	4,000.00	1 Vacant Land 29 1.10		State and Federal Aid Receivable	
DEBT SERVICE		2 Residential 1066 83.79		Other Receivables	65,522.88
Principal Payments	35,000.00	3 Farm		Total	198,391.83
Interest Payments	52,185.00	4a Commercial 75 13.14		LIABILITIES, RESERVES, AND SURPLUS	
DEFERRED CHARGES		4b Industrial 3 1.84		Cash Liabilities	71,935.13
SCHOOL, COUNTY, SPECIAL DISTRICT TAXES	1,505,870.38	4c Apartments 1 .13		Reserves for Receivables	80,572.72
RESERVE FOR UNCOLLECTED TAXES	37,957.80	Total 1174		Surplus Dec. 31, 1983	45,883.98
EXPENDITURES TOTAL	2,364,101.46	Land Area .45 Sq. Miles		Total	198,391.83
		Net Valuation Taxable-Municipal	32,174,970		
		Net Valuation Taxable-County	76,680,021		
		State Equalized Valuation	76,850,022		
		State Equalization Ratio	41.66		

1711
Population 1980 2,887
Population 1983 2,906
S & P Rating
Moody Rating

General Tax Rate Per \$100. 3.49
State Equalized Tax Rate 2.27

QUINTON TOWNSHIP – SALEM COUNTY
Form of Government:
Township Committee
Number of Members on Governing Body – 3

PER CAPITA:
Gross Debt 291.12
Net Debt
Debt Service
Total Tax Levy 346.16
Municipal Expenditures 207.64

PER CENT:
Gross Debt 2.17
Net Debt
Tax Levy Collected 80.79
Tax Levy Cancelled, Abated or Adjusted

EXPENDITURES		REVENUES-REALIZED		1983 PROPERTY TAX	
GENERAL GOVERNMENT				STATE EQUALIZED TAX RATE	
Governing Body & Public Boards	9,000.00	1983 Property Taxes Collected		Local District School Taxes	1.44
Municipal Clerk	3,400.00	1983 Payments in Lieu of Taxes		Regional & Consolidated School Tax	
Financial Administration	16,900.00	Delinquent Tax & Lien Collections		School Taxes in Municipal Budget	
Assessment of Taxes	40,400.00	Business Personalty Replacement Taxes		County Taxes	.82
Collection of Taxes	11,843.75	Taxes from Public Utilities		County Library Taxes	
Planning, Housing & Development	7,490.00	Other Miscellaneous Tax Revenues		Local Municipal Purpose Taxes	
Human Resources		State Aid Revenues		Veteran & Senior Citizen Taxes	
Elections		Federal Aid Revenues		Total Taxes for Rate Computation	2.26
General Administration (other)	41,216.60	State and Local Fiscal Assistance Act Utilized		Special District Taxes	
JUDICIARY		Sale of Acquired Property		Bank Corp. Taxes	845.73
Municipal Courts	8,700.00	Other Miscellaneous Revenues		Added and Omitted Taxes	
PUBLIC SAFETY		Total		Total Taxes Levied - ABSTRACT	1,005,938.31
Fire Protection	14,014.61	Prior Years Surplus Appropriated		Total Taxes Billed	1,008,429.00
Police Protection	7,500.00	REVENUES		1983 TAXES COLLECTED	814,682.15
Civil Defense & Disaster Control	5,100.56	Reserve For Uncollected Taxes		1983 Taxes Cancelled, Abated or Adjusted	
Environmental Inspection & Control	9,400.00	CAPITAL OUTLAY		Transfer to Tax Title Liens or Foreclosed	
Other Public Safety		TOTAL		Balance Outstanding Dec. 31, 1983	193,746.85
PUBLIC WORKS				PRIOR YEARS TAXES OUTSTANDING	
Streets and Drainage	144,306.06	Public Enterprises		Balance January 1, 1983	163,509.92
Sewers and Sewage Processing		Recreation—Culture		Collected in 1983	143,912.34
Garbage and Trash Disposal	7,557.56	Public Works		Cancelled, Abated or Adjusted 1983	
Public Buildings and Grounds	21,810.15	Buildings and Grounds		Transfers to Tax Title Liens or Foreclosed	
Other Public Works		Library and Education		Balance December 31, 1983	19,597.58
HEALTH and WELFARE		Conservation		TAX TITLE LIENS OUTSTANDING	
Health Services Except Environmental	1,740.00	All Other		Balance January 1, 1983	265,656.00
Welfare-Public Assistance	2,900.00	CAPITAL DEBT AUTHORIZED, DECEMBER 31, 1983		Transfer From Taxes	
Hospitals, Clinics, First Aid	1,500.00	ISSUED AND UNISSUED		Redeemed in 1983	7,039.74
Animal, Insect, & Rodent Control	5,863.71	GROSS DEBT		Cancelled, Abated or Adjusted (1983)	
Other Welfare Services		NET DEBT		Transfers to Foreclosed Property	
RECREATION and CONSERVATION				Balance December 31, 1983	258,616.26
Beaches and Boardwalks		SCHOOL		PROPERTY ACQUIRED BY DEED OR	
Parks, Playgrounds, Shade Trees		Self-liquidating		FORECLOSURE	
Land Reclamation & Conservation		Other		Balance January 1, 1983	30,144.54
Other Recreational Services	6,500.00	Total		Transfers From Taxes or Liens	
EDUCATION (excluding schools)				Sale for Cash (1983)	
Libraries		ISSUED AND OUTSTANDING		Cancelled, Abated or Adjusted (1983)	
Other Educational Services		SCHOOL		Balance December 31, 1983	30,144.54
STATUTORY EXPENDITURES		Self-liquidating		CURRENT FINANCES DECEMBER 31, 1983	
Pensions & F. I. C. A.	5,270.65	Other		ASSETS	
Employee Fringe Benefits		Total		Cash Dec. 31, 1983	669,417.04
Other Statutory Expenditures				Taxes Receivable	213,344.43
CETA And Other Public Employment Programs		EQUALIZED VALUATION BASIS		Tax Title Liens	258,616.26
MUNICIPAL FUNCTIONS		FOR NET DEBT COMPUTATION		Foreclosed Property	30,144.54
CAPITAL IMPROVEMENTS				Emergencies & Other Deferred Charges	1,985.40
DEBT SERVICE				State and Federal Aid Receivable	
Principal Payments		REAL PROPERTY VALUATIONS		Other Receivables	901.92
Interest Payments				Total	1,174,409.59
DEFERRED CHARGES				LIABILITIES, RESERVES, AND SURPLUS	
SCHOOL, COUNTY, SPECIAL DISTRICT TAXES	586.35			Cash Liabilities	221,336.67
RESERVE FOR UNCOLLECTED TAXES	1,005,092.58			Reserves for Receivables	503,007.15
EXPENDITURES				Surplus Dec. 31, 1983	450,065.77
TOTAL	1,608,496.58			Total	1,174,409.59

2013
Population 1980 26,723
Population 1983 26,709
S & P Rating
Moody Rating A1

General Tax Rate Per \$100. 4.72
State Equalized Tax Rate 2.94

RAHWAY CITY - UNION COUNTY
Form of Government:
Mayor-Council Plan F (OMCL 50)
Number of Members on Governing Body - 9

PER CAPITA:
Gross Debt 335.45
Net Debt 208.03
Debt Service 22.28
Total Tax Levy 640.99
Municipal Expenditures 408.41
PER CENT:
Gross Debt 1.70
Net Debt 1.05
Tax Levy Collected 97.76
Tax Levy Cancelled, Abated or Adjusted .18

EXPENDITURES		REVENUES-REALIZED		1983 PROPERTY TAX	
GENERAL GOVERNMENT				STATE EQUALIZED TAX RATE →	
Governing Body & Public Boards	41,671.14	1983 Property Taxes Collected	16,742,166.39	Local District School Taxes 1.42	8,209,638.00
Municipal Clerk	59,230.00	1983 Payments in Lieu of Taxes	240,662.28	Regional & Consolidated School Tax	
Financial Administration	161,894.00	Delinquent Tax & Lien Collections	311,399.69	School Taxes in Municipal Budget .01	46,475.50
Assessment of Taxes	80,414.00	Business Personalty Replacement Taxes	832,773.64	County Taxes .49	2,849,176.84
Collection of Taxes		Taxes from Public Utilities	1,551,859.00	County Library Taxes	
Planning, Housing & Development	15,015.00	Other Miscellaneous Tax Revenues		Local Municipal Purpose Taxes 1.02	5,920,702.60
Human Resources	100.00	State Aid Revenues	497,960.96	Veteran & Senior Citizen Taxes	342,200.00
Elections		Federal Aid Revenues		Total Taxes for Rate Computation 2.94	17,368,192.94
General Administration (other)	369,954.50	State and Local Fiscal Assistance Act Utilized	307,443.99	Special District Taxes	
JUDICIARY		Sole of Acquired Property		Bank Corp. Taxes	26,291.25
Municipal Courts	116,329.00	Other Miscellaneous Revenues	907,657.94	Added and Omitted Taxes	67,925.52
PUBLIC SAFETY		Total	21,391,923.89	Total Taxes Levied - ABSTRACT	17,120,209.71
Fire Protection	1,813,228.00	Prior Years Surplus Appropriated	463,000.00	Total Taxes Billed	17,125,278.64
Police Protection	2,365,699.99	REVENUES TOTAL	21,854,923.89	1983 TAXES COLLECTED	16,742,166.39
Civil Defense & Disaster Control	9,833.00	Reserve For Uncollected Taxes	386,594.31	1983 Taxes Cancelled, Abated or Adjusted	30,158.51
Environmental Inspection & Control	126,619.00	CAPITAL OUTLAY TOTAL	278,471.61	Transfer to Tax Title Liens or Foreclosed	71,444.00
Other Public Safety		Public Enterprises	141,662.66	Balance Outstanding Dec. 31, 1983	281,509.74
PUBLIC WORKS		Recreation—Culture	6,231.14	PRIOR YEARS TAXES OUTSTANDING	
Streets and Drainage	276,591.55	Public Works	64,714.22	Balance January 1, 1983	312,299.56
Sewers and Sewage Processing	763,494.64	Buildings and Grounds	65,863.59	Collected in 1983	287,521.35
Garbage and Trash Disposal	506,167.00	Library and Education		Cancelled, Abated or Adjusted 1983	10,106.13
Public Buildings and Grounds	45,200.00	Conservation		Transfers to Tax Title Liens or Foreclosed	14,290.46
Other Public Works	1,105,939.00	All Other		Balance December 31, 1983	381.62
HEALTH and WELFARE		CAPITAL DEBT AUTHORIZED, DECEMBER 31, 1983		TAX TITLE LIENS OUTSTANDING	
Health Services Except Environmental	266,463.00	ISSUED AND UNISSUED		Balance January 1, 1983	149,475.76
Welfare-Public Assistance	12,500.00	School	574,000	Transfer From Taxes	87,937.97
Hospitals, Clinics, First Aid	2,000.00	Self-liquidating	2,329,400	Redeemed in 1983	23,878.34
Animal, Insect, & Rodent Control	9,104.00	Other	6,056,105	Cancelled, Abated or Adjusted (1983)	
Other Welfare Services		Total	8,959,505	Transfers to Foreclosed Property	
RECREATION and CONSERVATION		ISSUED AND OUTSTANDING		Balance December 31, 1983	213,535.41
Beaches and Boardwalks		School	59,000.00	PROPERTY ACQUIRED BY DEED OR FORECLOSURE	
Parks, Playgrounds, Shade Trees		Self-Liquidating	2,329,000.00	Balance January 1, 1983	1,019,500.00
Land Reclamation & Conservation		Other	5,476,000.00	Transfers From Taxes or Liens	
Other Recreational Services	117,820.00	Total	7,864,000.00	Sale for Cash (1983)	
EDUCATION (excluding schools)		EQUALIZED VALUATION BASIS		Cancelled, Abated or Adjusted (1983)	
Libraries	226,959.00	FOR NET DEBT COMPUTATION	527,235,974	Balance December 31, 1983	1,019,500.00
Other Educational Services		REAL PROPERTY VALUATIONS		CURRENT FINANCES DECEMBER 31, 1983	
STATUTORY EXPENDITURES		Code Class # of Parcels % VAL'N		ASSETS	
Pensions & F. I. C. A.	1,054,911.58	1 Vacant Land 573 1.59	5,571,100.00	Cash Dec. 31, 1983	683,979.67
Employee Fringe Benefits	344,200.00	2 Residential 6906 63.57	222,881,100.00	Taxes Receivable	281,891.36
Other Statutory Expenditures	22,000.00	3 Farm		Tax Title Liens	213,535.41
CETA and Other Public Employment Programs		4a Commercial 425 10.66	37,460,000.00	Foreclosed Property	1,019,500.00
MUNICIPAL FUNCTIONS		4b Industrial 138 20.51	71,929,000.00	Emergencies & Other Deferred Charges	3,200.00
CAPITAL IMPROVEMENTS *MEMO*		4c Apartments 67 3.65	12,792,100.00	State and Federal Aid Receivable	13,667.67
DEBT SERVICE		Total 8109	350,634,100.00	Other Receivables	37,613.53
Principal Payments	118,000.00	Land Area 4.00 Sq. Miles		Total	2,253,387.64
Interest Payments	477,008.50	Net Valuation Taxable-Municipal	301,384,600	LIABILITIES, RESERVES, AND SURPLUS	
TYPE I SCHL DEBT *MEMO	65,268.50	Net Valuation Taxable-County	559,729,170	Cash Liabilities	469,163.71
DEFERRED CHARGES	13,222.00	State Equalized Valuation	574,037,490	Reserves for Receivables	1,552,540.30
SCHOOL, COUNTY, SPECIAL DISTRICT TAXES	11,105,290.34	State Equalization Ratio	62.34	Surplus Dec. 31, 1983	231,683.63
RESERVE FOR UNCOLLECTED TAXES	386,594.31			Total	2,253,387.64
EXPENDITURES TOTAL	22,013,452.55				

0248

Population 1980 12,899
 Population 1983 13,040
 S & P Rating
 Moody Rating AAA

General Tax Rate Per \$100. 3.78
 State Equalized Tax Rate 2.55

RAMSEY BOROUGH - BERGEN COUNTY
Form of Government:
Borough Council
Number of Members on Governing Body - 6

PER CAPITA:

Gross Debt 1,070.37
 Net Debt 746.44
 Debt Service 109.96
 Total Tax Levy 1,131.94
 Municipal Expenditures 482.44

PER CENT:

Gross Debt 2.60
 Net Debt 1.82
 Tax Levy Collected 96.35
 Tax Levy Cancelled, Abated or Adjusted .36

EXPENDITURES		REVENUES-REALIZED		1983 PROPERTY TAX	
GENERAL GOVERNMENT				STATE EQUALIZED TAX RATE	
Governing Body & Public Boards		1983 Property Taxes Collected	14,196,483.81	Local District School Taxes 1.54	8,795,713.00
Municipal Clerk		1983 Payments in Lieu of Taxes		Regional & Consolidated School Tax	
Financial Administration	38,250.00	Delinquent Tax & Lien Collections	517,023.75	School Taxes in Municipal Budget	
Assessment of Taxes	51,450.00	Business Personalty Replacement Taxes	232,051.52	County Taxes .36	2,059,503.63
Collection of Taxes	8,800.00	Taxes from Public Utilities	1,237,889.00	County Library Taxes	
Planning, Housing & Development	9,750.00	Other Miscellaneous Tax Revenues		Local Municipal Purpose Taxes .65	3,741,782.97
Human Resources		State Aid Revenues	100,148.79	Veteran & Senior Citizen Taxes	79,300.00
Elections		Federal Aid Revenues		Total Taxes for Rate Computation 2.55	14,676,299.60
General Administration (other)	704,023.33	State and Local Fiscal Assistance Act Utilized	99,714.08	Special District Taxes	
JUDICIARY	50,500.00	Sale of Acquired Property		Bank Corp. Taxes	30,145.80
Municipal Courts		Other Miscellaneous Revenues	549,049.98	Added and Omitted Taxes	133,416.11
PUBLIC SAFETY		Total	16,932,360.93	Total Taxes Levied - ABSTRACT	14,760,561.51
Fire Protection	81,600.00	Prior Years Surplus Appropriated	248,000.00	Total Taxes Billed	14,734,544.93
Police Protection	1,008,214.08	REVENUES TOTAL	17,180,360.93	1983 TAXES COLLECTED	14,196,483.81
Civil Defense & Disaster Control	11,000.00	Reserve For Uncollected Taxes	762,164.36	1983 Taxes Cancelled, Abated or Adjusted	52,667.99
Environmental Inspection & Control	57,950.00	CAPITAL OUTLAY TOTAL	763,874.22	Transfer to Tax Title Liens or Foreclosed	2,283.12
Other Public Safety		Public Enterprises	187,165.00	Balance Outstanding Dec. 31, 1983	483,110.01
PUBLIC WORKS		Recreation—Culture		PRIOR YEARS TAXES OUTSTANDING	
Streets and Drainage	393,870.00	Public Works	319,014.65	Balance January 1, 1983	508,071.05
Sewers and Sewage Processing	480,000.00	Buildings and Grounds	257,694.57	Collected in 1983	497,503.23
Garbage and Trash Disposal	387,550.00	Library and Education		Cancelled, Abated or Adjusted 1983	
Public Buildings and Grounds	40,100.00	Conservation		Transfers to Tax Title Liens or Foreclosed	
Other Public Works	55,000.00	All Other		Balance December 31, 1983	10,567.82
HEALTH and WELFARE		CAPITAL DEBT AUTHORIZED, DECEMBER 31, 1983		TAX TITLE LIENS OUTSTANDING	
Health Services Except Environmental	81,850.00	ISSUED AND UNISSUED		Balance January 1, 1983	33,613.50
Welfare-Public Assistance	11,200.00	School	2,088,000	Transfer From Taxes	2,283.12
Hospitals, Clinics, First Aid		Self-liquidating	1,296,800	Redeemed in 1983	19,520.52
Animal, Insect, & Rodent Control		Other	10,572,841	Cancelled, Abated or Adjusted (1983)	
Other Welfare Services		Total	13,957,641	Transfers to Foreclosed Property	
RECREATION and CONSERVATION		ISSUED AND OUTSTANDING		Balance December 31, 1983	16,376.10
Beaches and Boardwalks		School	2,088,000.00	PROPERTY ACQUIRED BY DEED OR FORECLOSURE	
Parks, Playgrounds, Shade Trees	12,450.00	Self-liquidating	562,000.00	Balance January 1, 1983	28,100.00
Land Reclamation & Conservation	1,600.00	Other	9,372,129.00	Transfers From Taxes or Liens	
Other Recreational Services	37,350.00	Total	12,022,129.00	Sale for Cash (1983)	
EDUCATION (excluding schools)		EQUALIZED VALUATION BASIS		Cancelled, Abated or Adjusted (1983)	
Libraries	165,000.00	FOR NET DEBT COMPUTATION	536,057,822	Balance December 31, 1983	28,100.00
Other Educational Services		REAL PROPERTY VALUATIONS		CURRENT FINANCES DECEMBER 31, 1983	
STATUTORY EXPENDITURES		Code Class # of Parcels % VAL'N		ASSETS	
Pensions & F. I. C. A.	259,500.00	1 Vacant Land 183 2.50	9,540,000.00	Cash Dec. 31, 1983	1,918,885.15
Employee Fringe Benefits	130,000.00	2 Residential 3633 69.69	265,472,600.00	Taxes Receivable	493,677.83
Other Statutory Expenditures	12,000.00	3 Farm 9 .06	224,800.00	Tax Title Liens	16,376.10
CETA and Other Public Employment Programs		4a Commercial 178 15.63	59,547,100.00	Foreclosed Property	28,100.00
MUNICIPAL FUNCTIONS TOTAL	4,089,007.41	4b Industrial 24 9.08	34,574,700.00	Emergencies & Other Deferred Charges	3,418.35
CAPITAL IMPROVEMENTS *MEMO*	80,000.00	4c Apartments 9 3.04	11,574,200.00	State and Federal Aid Receivable	
DEBT SERVICE		Total 4036	380,933,400.00	Other Receivables	61,550.67
Principal Payments	595,000.00	Land Area 5.90 Sq. Miles		Total	2,522,008.10
Interest Payments	838,832.23	Net Valuation Taxable-Municipal	386,273,249	LIABILITIES, RESERVES, AND SURPLUS	
DEFERRED CHARGES	6,000.00	Net Valuation Taxable-County	561,941,302	Cash Liabilities	960,957.67
SCHOOL, COUNTY, SPECIAL DISTRICT TAXES	10,855,216.63	State Equalized Valuation	569,274,960	Reserves for Receivables	599,704.60
RESERVE FOR UNCOLLECTED TAXES	762,164.36	State Equalization Ratio	67.55	Surplus Dec. 31, 1983	961,345.83
EXPENDITURES TOTAL	17,146,220.63			Total	2,522,008.10

1432

Population 1980 17,828
 Population 1983 18,375
 S & P Rating A+
 Moody Rating A1

General Tax Rate Per \$100.
 2.79
 State Equalized Tax Rate
 2.81

RANDOLPH TOWNSHIP – MORRIS COUNTY
Form of Government:
Council-Manager Plan E (OMCL 50)
Number of Members on Governing Body – 7

PER CAPITA:
 Gross Debt 732.99
 Net Debt 302.83
 Debt Service 62.44
 Total Tax Levy 944.90
 Municipal Expenditures 394.96

PER CENT:
 Gross Debt 2.41
 Net Debt 1.00
 Tax Levy Collected 96.01
 Tax Levy Cancelled, Abated or Adjusted .72

EXPENDITURES		REVENUES-REALIZED		1983 PROPERTY TAX	
GENERAL GOVERNMENT				STATE EQUALIZED TAX RATE	
Governing Body & Public Boards		1983 Property Taxes Collected	16,682,148.81	Local District School Taxes 1.78	10,757,982.00
Municipal Clerk	181,021.00	1983 Payments in Lieu of Taxes		Regional & Consolidated School Tax	
Financial Administration	55,635.00	Delinquent Tax & Lien Collections	556,461.77	School Taxes in Municipal Budget	
Assessment of Taxes	5,000.00	Business Personalty Replacement Taxes	197,440.44	County Taxes .36	2,189,986.13
Collection of Taxes	96,604.00	Taxes from Public Utilities	1,018,212.00	County Library Taxes .01	82,396.09
Planning, Housing & Development	2,250.00	Other Miscellaneous Tax Revenues		Local Municipal Purpose Taxes .65	3,963,917.26
Human Resources	5,100.00	State Aid Revenues	232,421.34	Veteran & Senior Citizen Taxes	80,500.00
Elections	797,743.91	Federal Aid Revenues	127,823.00	Total Taxes for Rate Computation 2.80	17,074,781.48
General Administration (other)		State and Local Fiscal Assistance Act Utilized		Special District Taxes	
JUDICIARY	58,991.00	Sale of Acquired Property	1,053,325.60	Bank Corp. Taxes	13,419.93
Municipal Courts		Other Miscellaneous Revenues	366,054.00	Added and Omitted Taxes	354,909.83
PUBLIC SAFETY		Total	19,867,832.96	Total Taxes Levied - ABSTRACT	17,362,611.24
Fire Protection	125,615.00	Prior Years Surplus Appropriated	20,233,886.96	Total Taxes Billed	17,376,123.50
Police Protection	1,268,302.00	REVENUES TOTAL	921,773.89	1983 TAXES COLLECTED	16,682,148.81
Civil Defense & Disaster Control	1,850.00	Reserve For Uncollected Taxes	1,004,888.84	1983 Taxes Cancelled, Abated or Adjusted	124,301.48
Environmental Inspection & Control	117,593.00			Transfer to Tax Title Liens or Foreclosed	8,269.56
Other Public Safety				Balance Outstanding Dec. 31, 1983	561,403.65
PUBLIC WORKS				PRIOR YEARS TAXES OUTSTANDING	
Streets and Drainage	626,278.00			Balance January 1, 1983	578,455.85
Sewers and Sewage Processing				Collected in 1983	405,795.41
Garbage and Trash Disposal	428,682.00			Cancelled, Abated or Adjusted 1983	45,657.60
Public Buildings and Grounds	163,454.00			Transfers to Tax Title Liens or Foreclosed	10,514.88
Other Public Works	29,219.36			Balance December 31, 1983	116,487.96
HEALTH and WELFARE				TAX TITLE LIENS OUTSTANDING	
Health Services Except Environmental	119,862.00			Balance January 1, 1983	146,355.80
Welfare-Public Assistance	22,100.00			Transfer From Taxes	20,422.37
Hospitals, Clinics, First Aid				Redeemed in 1983	150,666.36
Animal, Insect, & Rodent Control	19,652.00			Cancelled, Abated or Adjusted (1983)	
Other Welfare Services				Transfers to Foreclosed Property	
RECREATION and CONSERVATION				Balance December 31, 1983	16,111.81
Beaches and Boardwalks	58,006.00			PROPERTY ACQUIRED BY DEED OR	
Parks, Playgrounds, Shade Trees	64,331.38			FORECLOSURE	
Land Reclamation & Conservation	269,497.70			Balance January 1, 1983	387,100.00
Other Recreational Services				Transfers From Taxes or Liens	
EDUCATION (excluding schools)				Sale for Cash (1983)	
Libraries	180,105.00			Cancelled, Abated or Adjusted (1983)	
Other Educational Services	700.00			Balance December 31, 1983	387,100.00
STATUTORY EXPENDITURES				CURRENT FINANCES DECEMBER 31, 1983	
Pensions & F. I. C. A.	324,081.00			ASSETS	
Employee Fringe Benefits	8,255.00			Cash Dec. 31, 1983	1,592,572.92
Other Statutory Expenditures				Taxes Receivable	677,891.61
CETA And Other Public Employment Programs	5,029,928.35			Tax Title Liens	16,111.81
MUNICIPAL FUNCTIONS TOTAL	6,780.64			Foreclosed Property	387,100.00
CAPITAL IMPROVEMENTS *MEMO*				Emergencies & Other Deferred Charges	59,800.00
DEBT SERVICE				State and Federal Aid Receivable	3,053.48
Principal Payments	450,000.00			Other Receivables	58,149.79
Interest Payments	697,251.00			Total	2,794,679.61
DEFERRED CHARGES	158,400.00			LIABILITIES, RESERVES, AND SURPLUS	
SCHOOL, COUNTY, SPECIAL DISTRICT TAXES	13,030,364.22			Cash Liabilities	661,655.12
RESERVE FOR UNCOLLECTED TAXES	921,773.89			Reserves for Receivables	1,111,753.21
EXPENDITURES TOTAL	20,287,717.46			Surplus Dec. 31, 1983	1,021,271.28
				Total	2,794,679.61

1816
Population 1980 6,128
Population 1983 6,148
S & P Rating
Moody Rating A

General Tax Rate Per \$100. 3.88
State Equalized Tax Rate 2.67

RARITAN BOROUGH - SOMERSET COUNTY
Form of Government:
Borough Council
Number of Members on Governing Body - 6

PER CAPITA:
Gross Debt 538.02
Net Debt 398.85
Debt Service 46.33
Total Tax Levy 1,036.11
Municipal Expenditures 390.65

PER CENT:
Gross Debt 1.63
Net Debt 1.21
Tax Levy Collected 97.48
Tax Levy Cancelled, Abated or Adjusted .05

EXPENDITURES		REVENUES-REALIZED		1983 PROPERTY TAX	
GENERAL GOVERNMENT				STATE EQUALIZED TAX RATE →	
Governing Body & Public Boards		1983 Property Taxes Collected	6,211,934.32	Local District School Taxes	
Municipal Clerk		1983 Payments in Lieu of Taxes		Regional & Consolidated School Tax	1.68
Financial Administration	25,765.00	Delinquent Tax & Lien Collections	155,872.32	School Taxes in Municipal Budget	
Assessment of Taxes	10,495.00	Business Personalty Replacement Taxes	248,033.60	County Taxes	.49
Collection of Taxes	17,470.00	Taxes from Public Utilities	382,081.00	County Library Taxes	
Planning, Housing & Development	7,186.00	Other Miscellaneous Tax Revenues		Local Municipal Purpose Taxes	.49
Human Resources		State Aid Revenues	56,657.78	Veteran & Senior Citizen Taxes	
Elections	1,300.00	Federal Aid Revenues		Total Taxes for Rate Computation	2.66
General Administration (other)	261,840.00	State and Local Fiscal Assistance Act Utilized	78,369.00	Special District Taxes	
JUDICIARY		Sale of Acquired Property		Bank Corp. Taxes	9,216.02
Municipal Courts	24,712.00	Other Miscellaneous Revenues	283,771.31	Added and Omitted Taxes	530,512.05
PUBLIC SAFETY		Total	7,416,719.33	Total Taxes Levied - ABSTRACT	6,370,008.34
Fire Protection	48,750.00	Prior Years Surplus Appropriated	250,000.00	Total Taxes Billed	6,372,210.93
Police Protection	474,535.00	REVENUES	7,666,719.33	1983 TAXES COLLECTED	6,211,934.32
Civil Defense & Disaster Control	25.00	Reserve For Uncollected Taxes	234,000.00	1983 Taxes Cancelled, Abated or Adjusted	3,224.10
Environmental Inspection & Control	19,376.00	CAPITAL OUTLAY	294,384.66	Transfer to Tax Title Liens or Foreclosed	39,277.24
Other Public Safety		Total		Balance Outstanding Dec. 31, 1983	117,775.27
PUBLIC WORKS				PRIOR YEARS TAXES OUTSTANDING	
Streets and Drainage	156,337.00	Public Enterprises		Balance January 1, 1983	155,994.29
Sewers and Sewage Processing	295,000.00	Recreation—Culture	6,660.32	Collected in 1983	154,851.29
Garbage and Trash Disposal	172,306.64	Public Works	164,758.31	Cancelled, Abated or Adjusted 1983	
Public Buildings and Grounds	20,915.00	Buildings and Grounds	122,966.03	Transfers to Tax Title Liens or Foreclosed	
Other Public Works	27,830.00	Library and Education		Balance December 31, 1983	1,143.00
HEALTH and WELFARE		Conservation		TAX TITLE LIENS OUTSTANDING	
Health Services Except Environmental	25,580.00	All Other		Balance January 1, 1983	105,217.60
Welfare-Public Assistance	5,804.00	CAPITAL DEBT AUTHORIZED, DECEMBER 31, 1983		Transfer From Taxes	39,277.24
Hospitals, Clinics, First Aid		ISSUED AND UNISSUED		Redeemed in 1983	1,518.50
Animal, Insect, & Rodent Control	3,000.00	School	841,623	Cancelled, Abated or Adjusted (1983)	
Other Welfare Services		Self-liquidating	2,466,151	Transfers to Foreclosed Property	
RECREATION and CONSERVATION		Other	3,307,774	Balance December 31, 1983	142,976.34
Beaches and Boardwalks		Total		PROPERTY ACQUIRED BY DEED OR	
Parks, Playgrounds, Shade Trees	28,360.00			FORECLOSURE	
Land Reclamation & Conservation	50.00	ISSUED AND OUTSTANDING		Balance January 1, 1983	6,305.00
Other Recreational Services	3,500.00	School	841,623.22	Transfers From Taxes or Liens	
EDUCATION (excluding schools)		Self-Liquidating	2,339,755.64	Sale for Cash (1983)	
Libraries	49,600.00	Other	3,181,378.86	Cancelled, Abated or Adjusted (1983)	
Other Educational Services		Total		Balance December 31, 1983	6,305.00
STATUTORY EXPENDITURES		EQUALIZED VALUATION BASIS		CURRENT FINANCES DECEMBER 31, 1983	
Pensions & F. I. C. A.	143,420.00	FOR NET DEBT COMPUTATION	203,156,108	ASSETS	
Employee Fringe Benefits	52,000.00	REAL PROPERTY VALUATIONS		Cash Dec. 31, 1983	945,925.92
Other Statutory Expenditures	7,750.00	Code Class # of Parcels % VAL'N	ASSESSED VALUATION	Taxes Receivable	118,918.27
CETA And Other Public Employment Programs		1 Vacant Land 111 1.34	2,001,620.00	Tax Title Liens	142,976.34
MUNICIPAL FUNCTIONS		2 Residential 1585 51.99	77,439,350.00	Foreclosed Property	6,305.00
CAPITAL IMPROVEMENTS	*MEMO*	3 Farm 1 .02	31,100.00	Emergencies & Other Deferred Charges	
DEBT SERVICE		4a Commercial 127 15.36	22,876,775.00	State and Federal Aid Receivable	
Principal Payments	148,422.09	4b Industrial 14 31.19	46,459,100.00	Other Receivables	21,228.16
Interest Payments	136,414.05	4c Apartments 1 .09	137,300.00	Total	1,235,353.69
		Total 1839	148,945,245.00	LIABILITIES, RESERVES, AND SURPLUS	
DEFERRED CHARGES		Land Area 2.00 Sq. Miles		Cash Liabilities	167,698.40
SCHOOL, COUNTY, SPECIAL DISTRICT TAXES	4,749,786.72	Net Valuation Taxable-Municipal	150,503,837	Reserves for Receivables	277,246.70
RESERVE FOR UNCOLLECTED TAXES	234,000.00	Net Valuation Taxable-County	214,463,830	Surplus Dec. 31, 1983	790,408.59
EXPENDITURES	TOTAL	State Equalized Valuation	218,211,218	Total	1,235,353.69
		State Equalization Ratio	68.80		

1021
Population 1980 8,292
Population 1983 8,967
S & P Rating
Moody Rating AAA

General Tax Rate Per \$100.
3.43
State Equalized Tax Rate
2.32

RARITAN TOWNSHIP – HUNTERDON CO.
Form of Government:
Township Committee
Number of Members on Governing Body – 5

PER CAPITA:
Gross Debt 625.84
Net Debt 356.54
Debt Service 61.32
Total Tax Levy 981.80
Municipal Expenditures 380.72
PER CENT:
Gross Debt 1.63
Net Debt .93
Tax Levy Collected 95.53
Tax Levy Cancelled, Abated or Adjusted .35

EXPENDITURES		REVENUES-REALIZED		1983 PROPERTY TAX	
GENERAL GOVERNMENT		1983 Property Taxes Collected		STATE EQUALIZED TAX RATE →	
Governing Body & Public Boards		8,406,399.05		Local District School Taxes	
Municipal Clerk		1983 Payments in Lieu of Taxes		Regional & Consolidated School Tax 1.53	
Financial Administration	30,090.00	Delinquent Tax & Lien Collections		School Taxes in Municipal Budget	
Assessment of Taxes	46,715.00	Business Personalty Replacement Taxes		County Taxes .46	
Collection of Taxes	33,830.00	Taxes from Public Utilities		County Library Taxes .03	
Planning, Housing & Development	119,743.00	Other Miscellaneous Tax Revenues		Local Municipal Purpose Taxes .30	
Human Resources		State Aid Revenues		Veteran & Senior Citizen Taxes	
Elections	2,318.50	Federal Aid Revenues		Total Taxes for Rate Computation 2.32	
General Administration (other)	273,067.31	State and Local Fiscal Assistance Act Utilized		Special District Taxes	
JUDICIARY		Sale of Acquired Property		Bank Corp. Taxes	
Municipal Courts	48,806.98	Other Miscellaneous Revenues		Added and Omitted Taxes	
PUBLIC SAFETY		Total		Total Taxes Levied - ABSTRACT	
Fire Protection	139,145.44	Prior Years Surplus Appropriated		Total Taxes Billed	
Police Protection	592,282.00	REVENUES TOTAL		1983 TAXES COLLECTED	
Civil Defense & Disaster Control	500.00	Reserve For Uncollected Taxes		1983 Taxes Cancelled, Abated or Adjusted	
Environmental Inspection & Control	105,181.00	CAPITAL OUTLAY TOTAL		Transfer to Tax Title Liens or Foreclosed	
Other Public Safety		Public Enterprises		Balance Outstanding Dec. 31, 1983	
PUBLIC WORKS		Recreation—Culture		PRIOR YEARS TAXES OUTSTANDING	
Streets and Drainage	584,542.75	Public Works		Balance January 1, 1983	
Sewers and Sewage Processing		Buildings and Grounds		Collected in 1983	
Garbage and Trash Disposal	71,500.00	Library and Education		Cancelled, Abated or Adjusted 1983	
Public Buildings and Grounds		Conservation		Transfers to Tax Title Liens or Foreclosed	
Other Public Works		All Other		Balance December 31, 1983	
HEALTH and WELFARE		CAPITAL DEBT AUTHORIZED, DECEMBER 31, 1983		TAX TITLE LIENS OUTSTANDING	
Health Services Except Environmental	3,297.45	ISSUED AND UNISSUED		Balance January 1, 1983	
Welfare-Public Assistance	14,525.00	School		Transfer From Taxes	
Hospitals, Clinics, First Aid		Self-liquidating		Redeemed in 1983	
Animal, Insect, & Rodent Control		Other		Cancelled, Abated or Adjusted (1983)	
Other Welfare Services		Total		Transfers to Foreclosed Property	
RECREATION and CONSERVATION		ISSUED AND OUTSTANDING		Balance December 31, 1983	
Beaches and Boardwalks	15,606.00	School		PROPERTY ACQUIRED BY DEED OR	
Parks, Playgrounds, Shade Trees	150.00	Self-Liquidating		FORECLOSURE	
Land Reclamation & Conservation		Other		Balance January 1, 1983	
Other Recreational Services		Total		Transfers From Taxes or Liens	
EDUCATION (excluding schools)		EQUALIZED VALUATION BASIS		Sale for Cash (1983)	
Libraries	5,000.00	FOR NET DEBT COMPUTATION		Cancelled, Abated or Adjusted (1983)	
Other Educational Services		REAL PROPERTY VALUATIONS		Balance December 31, 1983	
STATUTORY EXPENDITURES		Code Class # of Parcels % VAL'N		CURRENT FINANCES DECEMBER 31, 1983	
Pensions & F. I. C. A.	143,999.00	1 Vacant Land 697 5.13		ASSETS	
Employee Fringe Benefits	61,275.00	2 Residential 2412 56.07		Cash Dec. 31, 1983	
Other Statutory Expenditures	10,000.00	3 Farm 576 6.53		Taxes Receivable	
CETA And Other Public Employment Programs	2,299,574.43	4a Commercial 150 14.55		Tax Title Liens	
MUNICIPAL FUNCTIONS TOTAL	175,000.00	4b Industrial 24 17.71		Foreclosed Property	
CAPITAL IMPROVEMENTS *MEMO*		4c Apartments		Emergencies & Other Deferred Charges	
DEBT SERVICE		Total 3859		State and Federal Aid Receivable	
Principal Payments	302,000.00	Land Area 38.60 Sq. Miles		Other Receivables	
Interest Payments	247,814.33	Net Valuation Taxable-Municipal		Total	
DEFERRED CHARGES	42,022.22	Net Valuation Taxable-County		LIABILITIES, RESERVES, AND SURPLUS	
SCHOOL, COUNTY, SPECIAL DISTRICT TAXES	7,495,686.26	State Equalized Valuation		Cash Liabilities	
RESERVE FOR UNCOLLECTED TAXES	522,524.31	State Equalization Ratio		Reserves for Receivables	
EXPENDITURES TOTAL	10,909,621.55			Surplus Dec. 31, 1983	

1022

Population 1980 10,855
 Population 1983 11,190
 S & P Rating
 Moody Rating AAA

General Tax Rate Per \$100. 2.21
 State Equalized Tax Rate 2.06

READINGTON TWP. - HUNTERDON CO.**Form of Government:****Township Committee****Number of Members on Governing Body - 5****PER CAPITA:**

Gross Debt 481.83
 Net Debt 397.72
 Debt Service 7.28
 Total Tax Levy 768.13
 Municipal Expenditures 251.11

PER CENT:

Gross Debt 1.42
 Net Debt 1.17
 Tax Levy Collected 94.19
 Tax Levy Cancelled, Abated or Adjusted .11

EXPENDITURES		REVENUES-REALIZED		1983 PROPERTY TAX	
GENERAL GOVERNMENT				STATE EQUALIZED TAX RATE →	
Governing Body & Public Boards		1983 Property Taxes Collected	8,097,700.31	Local District School Taxes .87	3,586,976.50
Municipal Clerk		1983 Payments in Lieu of Taxes		Regional & Consolidated School Tax .55	2,279,157.66
Financial Administration	33,618.00	Delinquent Tax & Lien Collections	471,328.46	School Taxes in Municipal Budget	
Assessment of Taxes	23,720.00	Business Personalty Replacement Taxes	109,471.92	County Taxes .43	1,793,485.67
Collection of Taxes	48,589.00	Taxes from Public Utilities	925,429.00	County Library Taxes .03	107,485.95
Planning, Housing & Development	22,868.00	Other Miscellaneous Tax Revenues		Local Municipal Purpose Taxes .18	745,271.70
Human Resources	4,000.00	State Aid Revenues	55,682.04	Veteran & Senior Citizen Taxes	82,450.00
Elections	2,340.00	Federal Aid Revenues		Total Taxes for Rate Computation 2.06	8,594,827.68
General Administration (other)	324,165.00	State and Local Fiscal Assistance Act Utilized	60,045.09	Special District Taxes	
JUDICIARY		Sale of Acquired Property		Bank Corp. Taxes	8,420.75
Municipal Courts	32,328.00	Other Miscellaneous Revenues	571,003.35	Added and Omitted Taxes	74,537.65
PUBLIC SAFETY		Total	10,290,660.17	Total Taxes Levied - ABSTRACT	8,595,336.08
Fire Protection	71,500.00	Prior Years Surplus Appropriated	480,000.00	Total Taxes Billed	8,597,604.61
Police Protection	551,310.00	REVENUES TOTAL	10,770,660.17	1983 TAXES COLLECTED	8,097,700.31
Civil Defense & Disaster Control		Reserve For Uncollected Taxes	553,232.66	1983 Taxes Cancelled, Abated or Adjusted	9,325.19
Environmental Inspection & Control	74,938.00	CAPITAL OUTLAY TOTAL	4,477,019.97	Transfer to Tax Title Liens or Foreclosed	20,156.03
Other Public Safety				Balance Outstanding Dec. 31, 1983	470,423.08
PUBLIC WORKS				PRIOR YEARS TAXES OUTSTANDING	
Streets and Drainage	563,874.00	Public Enterprises		Balance January 1, 1983	498,508.55
Sewers and Sewage Processing	127,750.00	Recreation—Culture	19,918.98	Collected in 1983	462,556.65
Garbage and Trash Disposal	5,000.00	Public Works	4,457,100.99	Cancelled, Abated or Adjusted 1983	4,090.80
Public Buildings and Grounds	37,980.48	Buildings and Grounds		Transfers to Tax Title Liens or Foreclosed	13,284.43
Other Public Works		Library and Education		Balance December 31, 1983	18,576.67
HEALTH and WELFARE		Conservation		TAX TITLE LIENS OUTSTANDING	
Health Services Except Environmental	13,824.00	All Other		Balance January 1, 1983	26,309.51
Welfare-Public Assistance	8,330.00			Transfer From Taxes	34,892.16
Hospitals, Clinics, First Aid				Redeemed in 1983	8,771.81
Animal, Insect, & Rodent Control				Cancelled, Abated or Adjusted (1983)	
Other Welfare Services				Transfers to Foreclosed Property	
RECREATION and CONSERVATION				Balance December 31, 1983	52,429.86
Beaches and Boardwalks	40,516.00			PROPERTY ACQUIRED BY DEED OR	
Parks, Playgrounds, Shade Trees	1,800.00			FORECLOSURE	
Land Reclamation & Conservation	3,000.00			Balance January 1, 1983	22,650.00
Other Recreational Services				Transfers From Taxes or Liens	
EDUCATION (excluding schools)				Sale for Cash (1983)	
Libraries	11,395.52			Cancelled, Abated or Adjusted (1983)	
Other Educational Services	500.00			Balance December 31, 1983	22,650.00
STATUTORY EXPENDITURES				CURRENT FINANCES DECEMBER 31, 1983	
Pensions & F. I. C. A.	140,122.00			ASSETS	
Employee Fringe Benefits	83,049.08			Cash Dec. 31, 1983	1,530,767.89
Other Statutory Expenditures	5,000.00			Taxes Receivable	468,999.75
CETA And Other Public Employment Programs				Tax Title Liens	52,429.86
MUNICIPAL FUNCTIONS				Foreclosed Property	22,650.00
CAPITAL IMPROVEMENTS				Emergencies & Other Deferred Charges	25,395.02
DEBT SERVICE				State and Federal Aid Receivable	12,241.19
Principal Payments	81,431.44			Other Receivables	226,066.97
Interest Payments				Total	2,358,550.68
DEFERRED CHARGES				LIABILITIES, RESERVES, AND SURPLUS	
SCHOOL, COUNTY, SPECIAL DISTRICT TAXES	55,598.13			Cash Liabilities	650,976.56
RESERVE FOR UNCOLLECTED TAXES	7,767,105.98			Reserves for Receivables	789,164.56
EXPENDITURES				Surplus Dec. 31, 1983	918,409.56
TOTAL	10,688,885.29			Total	2,358,550.68

1340
Population 1980 12,031
Population 1983 11,837
S & P Rating
Moody Rating AAA

General Tax Rate Per \$100. 4.73
State Equalized Tax Rate 2.89

RED BANK BOROUGH – MONMOUTH CO.
Form of Government:
Borough Council
Number of Members on Governing Body – 6

PER CAPITA:
Gross Debt 924.86
Net Debt 302.84
Debt Service 27.22
Total Tax Levy 715.69
Municipal Expenditures 444.03
PER CENT:
Gross Debt 4.43
Net Debt 1.45
Tax Levy Collected 94.23
Tax Levy Cancelled, Abated or Adjusted .70

EXPENDITURES		REVENUES-REALIZED		1983 PROPERTY TAX	
GENERAL GOVERNMENT		STATE EQUALIZED TAX RATE		1.14	
Governing Body & Public Boards		1983 Property Taxes Collected	7,953,327.35	Local District School Taxes	3,271,728.00
Municipal Clerk		1983 Payments in Lieu of Taxes	4,357.58	Regional & Consolidated School Tax	2,239,827.36
Financial Administration	91,770.00	Delinquent Tax & Lien Collections	387,048.55	School Taxes in Municipal Budget	
Assessment of Taxes	163,100.00	Business Personalty Replacement Taxes	327,193.32	County Taxes	1,430,793.12
Collection of Taxes	12,300.00	Taxes from Public Utilities	1,487,430.00	County Library Taxes	
Planning, Housing & Development	69,815.00	Other Miscellaneous Tax Revenues	24,950.88	Local Municipal Purpose Taxes	1,332,146.49
Human Resources		State Aid Revenues	123,196.06	Veteran & Senior Citizen Taxes	92,600.00
Elections	2,400.00	Federal Aid Revenues	49,923.00	Total Taxes for Rate Computation	6,367,094.97
General Administration (other)	294,807.27	State and Local Fiscal Assistance Act Utilized	75,109.00	Special District Taxes	
JUDICIARY		Sale of Acquired Property	180,570.00	Bank Corp. Taxes	31,001.37
Municipal Courts	66,630.00	Other Miscellaneous Revenues	445,349.90	Added and Omitted Taxes	166,134.29
PUBLIC SAFETY		Total	11,058,455.64	Total Taxes Levied - ABSTRACT	8,471,630.63
Fire Protection	97,300.00	Prior Years Surplus Appropriated	770,000.00	Total Taxes Billed	8,440,629.26
Police Protection	1,314,653.62	REVENUES TOTAL	11,828,455.64	1983 TAXES COLLECTED	7,953,327.35
Civil Defense & Disaster Control		Reserve For Uncollected Taxes	733,396.12	1983 Taxes Cancelled, Abated or Adjusted	59,362.92
Environmental Inspection & Control	127,165.00	CAPITAL OUTLAY	790,628.00	Transfer to Tax Title Liens or Foreclosed	58,016.50
Other Public Safety		Total		Balance Outstanding Dec. 31, 1983	369,922.49
PUBLIC WORKS		Public Enterprises	16,178.74	PRIOR YEARS TAXES OUTSTANDING	
Streets and Drainage	461,425.00	Recreation—Culture	13,682.02	Balance January 1, 1983	362,872.04
Sewers and Sewage Processing		Public Works	248,246.51	Collected in 1983	313,353.30
Garbage and Trash Disposal	277,740.00	Buildings and Grounds	512,520.73	Cancelled, Abated or Adjusted 1983	6,177.60
Public Buildings and Grounds	73,200.00	Library and Education		Transfers to Tax Title Liens or Foreclosed	13,081.86
Other Public Works		Conservation		Balance December 31, 1983	30,259.28
HEALTH AND WELFARE		All Other		TAX TITLE LIENS OUTSTANDING	
Health Services Except Environmental	106,694.00	CAPITAL DEBT AUTHORIZED, DECEMBER 31, 1983		Balance January 1, 1983	225,651.35
Welfare-Public Assistance	75,800.00	ISSUED AND UNISSUED		Transfer From Taxes	72,836.57
Hospitals, Clinics, First Aid		School	6,042,942	Redeemed in 1983	73,695.25
Animal, Insect, & Rodent Control		Self-liquidating	2,043,000	Cancelled, Abated or Adjusted (1983)	198.95
Other Welfare Services	16,608.00	Other	2,861,650	Transfers to Foreclosed Property	
RECREATION and CONSERVATION		Total	10,947,592	Balance December 31, 1983	224,593.72
Beaches and Boardwalks	63,266.00	ISSUED AND OUTSTANDING		PROPERTY ACQUIRED BY DEED OR FORECLOSURE	
Parks, Playgrounds, Shade Trees	60,000.00	School	6,042,942.78	Balance January 1, 1983	368,700.00
Land Reclamation & Conservation	17,921.00	Self-Liquidating	1,955,000.00	Transfers From Taxes or Liens	
Other Recreational Services		Other	2,233,000.00	Sale for Cash (1983)	
EDUCATION (excluding schools)		Total	10,230,942.78	Cancelled, Abated or Adjusted (1983)	138,500.00
Libraries	193,685.00	EQUALIZED VALUATION BASIS		Balance December 31, 1983	230,200.00
Other Educational Services		FOR NET DEBT COMPUTATION	247,000,543	CURRENT FINANCES DECEMBER 31, 1983	
STATUTORY EXPENDITURES		REAL PROPERTY VALUATIONS		ASSETS	
Pensions & F. I. C. A.	386,670.00	Code Class # of Parcels % VAL'N		Cash Dec. 31, 1983	858,971.25
Employee Fringe Benefits	177,010.00	1 Vacant Land 146 .89		Taxes Receivable	400,181.77
Other Statutory Expenditures		2 Residential 2852 55.00		Tax Title Liens	224,593.72
CETA And Other Public Employment Programs		3 Farm		Foreclosed Property	230,200.00
MUNICIPAL FUNCTIONS		4a Commercial 385 27.72		Emergencies & Other Deferred Charges	277,115.52
CAPITAL IMPROVEMENTS		4b Industrial 70 2.74		State and Federal Aid Receivable	11,117.31
MEMO		4c Apartments 32 13.65		Other Receivables	158,548.86
DEBT SERVICE		Total 3485		Total	2,160,728.43
Principal Payments	140,000.00	Land Area 1.75 Sq. Miles		LIABILITIES, RESERVES, AND SURPLUS	
Interest Payments	182,177.43	Net Valuation Taxable-Municipal	175,104,904	Cash Liabilities	266,069.67
DEFERRED CHARGES		Net Valuation Taxable-County	264,366,196	Reserves for Receivables	1,013,524.35
SCHOOL, COUNTY, SPECIAL DISTRICT TAXES		State Equalized Valuation	281,785,487	Surplus Dec. 31, 1983	881,134.41
RESERVE FOR UNCOLLECTED TAXES		State Equalization Ratio	61.13	Total	2,160,728.43
EXPENDITURES TOTAL	12,198,371.97				

0249

Population 1980 10,294
 Population 1983 10,125
 S & P Rating
 Moody Rating

General Tax Rate Per \$100.

.96

State Equalized Tax Rate

.64

RIDGEFIELD BOROUGH – BERGEN COUNTY**Form of Government:****Borough Council****Number of Members on Governing Body – 6****PER CAPITA:**

Gross Debt 343.58
 Net Debt 304.50
 Debt Service 15.88
 Total Tax Levy 274.85
 Municipal Expenditures 900.00

PER CENT:

Gross Debt .86
 Net Debt .76
 Tax Levy Collected 99.01
 Tax Levy Cancelled, Abated or Adjusted .12

EXPENDITURES		REVENUES-REALIZED		1983 PROPERTY TAX	
GENERAL GOVERNMENT				STATE EQUALIZED TAX RATE	
Governing Body & Public Boards		1983 Property Taxes Collected	2,716,878.37	Local District School Taxes .25	1,077,015.57
Municipal Clerk		1983 Payments in Lieu of Taxes	25,842.56	Regional & Consolidated School Tax	
Financial Administration		Delinquent Tax & Lien Collections	218,105.80	School Taxes in Municipal Budget	
Assessment of Taxes	7,949.00	Business Personalty Replacement Taxes	7,191,800.00	County Taxes .39	1,646,187.15
Collection of Taxes	54,393.00	Taxes from Public Utilities		County Library Taxes	
Planning, Housing & Development	19,500.00	Other Miscellaneous Tax Revenues		Local Municipal Purpose Taxes	
Human Resources		State Aid Revenues		Veteran & Senior Citizen Taxes	123,700.00
Elections		Federal Aid Revenues		Total Taxes for Rate Computation .64	2,846,902.72
General Administration (other)	759,700.00	State and Local Fiscal Assistance Act Utilized	97,852.00	Special District Taxes	
JUDICIARY		Sole of Acquired Property		Bank Corp. Taxes	51,889.85
Municipal Courts	95,000.00	Other Miscellaneous Revenues	867,253.75	Added and Omitted Taxes	7,782.20
PUBLIC SAFETY		Total	11,117,732.48	Total Taxes Levied - ABSTRACT	2,782,874.77
Fire Protection	163,825.00	Prior Years Surplus Appropriated	1,014,000.00	Total Taxes Billed	2,744,079.49
Police Protection	1,297,800.00	REVENUES TOTAL	12,131,732.48	1983 TAXES COLLECTED	2,716,878.37
Civil Defense & Disaster Control	6,547.00	Reserve For Uncollected Taxes	159,036.00	1983 Taxes Cancelled, Abated or Adjusted	3,327.68
Environmental Inspection & Control	20,075.00	CAPITAL OUTLAY TOTAL	195,586.72	Transfer to Tax Title Liens or Foreclosed Balance Outstanding Dec. 31, 1983	23,873.44
Other Public Safety		Public Enterprises		PRIOR YEARS TAXES OUTSTANDING	
PUBLIC WORKS		Recreation—Culture	48,895.53	Balance January 1, 1983	23,336.56
Streets and Drainage	755,500.00	Public Works	47,526.43	Collected in 1983	22,955.58
Sewers and Sewage Processing	389,467.00	Buildings and Grounds	99,164.76	Cancelled, Abated or Adjusted 1983	
Garbage and Trash Disposal	320,000.00	Library and Education		Transfers to Tax Title Liens or Foreclosed Balance December 31, 1983	380.98
Public Buildings and Grounds	264,500.00	Conservation		TAX TITLE LIENS OUTSTANDING	
Other Public Works	30,000.00	All Other		Balance January 1, 1983	2,886.98
HEALTH and WELFARE		CAPITAL DEBT AUTHORIZED, DECEMBER 31, 1983		Transfer From Taxes	
Health Services Except Environmental	81,811.00	ISSUED AND UNISSUED		Redeemed in 1983	2,886.98
Welfare-Public Assistance	30,740.00	School	511,000	Cancelled, Abated or Adjusted (1983)	
Hospitals, Clinics, First Aid		Self-liquidating	2,967,750	Transfers to Foreclosed Property	
Animal, Insect, & Rodent Control		Other	3,478,750	Balance December 31, 1983	
Other Welfare Services		Total	3,083,067	PROPERTY ACQUIRED BY DEED OR FORECLOSURE	
RECREATION and CONSERVATION		ISSUED AND OUTSTANDING		Balance January 1, 1983	110,785.00
Beaches and Boardwalks	123,200.00	School	83,000.00	Transfers From Taxes or Liens	
Parks, Playgrounds, Shade Trees	1,000.00	Self-Liquidating	1,687,000.00	Sale for Cash (1983)	
Land Reclamation & Conservation	8,000.00	Other	1,770,000.00	Cancelled, Abated or Adjusted (1983)	
Other Recreational Services		Total		Balance December 31, 1983	110,785.00
EDUCATION (excluding schools)		EQUALIZED VALUATION BASIS		CURRENT FINANCES DECEMBER 31, 1983	
Libraries	150,000.00	FOR NET DEBT COMPUTATION	405,025,712	ASSETS	
Other Educational Services	3,784,760.43	REAL PROPERTY VALUATIONS		Cash Dec. 31, 1983	1,436,098.09
STATUTORY EXPENDITURES		Code Class # of Parcels % VAL'N	ASSESSED VALUATION	Taxes Receivable	24,254.42
Pensions & F. I. C. A.	385,000.00	1 Vacant Land 139 2.30	6,535,000.00	Tax Title Liens	
Employee Fringe Benefits		2 Residential 2362 57.01	161,803,575.00	Foreclosed Property	110,785.00
Other Statutory Expenditures	25,000.00	3 Farm		Emergencies & Other Deferred Charges	
CETA And Other Public Employment Programs		4a Commercial 146 9.66	27,419,700.00	State and Federal Aid Receivable	21,541.04
MUNICIPAL FUNCTIONS		4b Industrial 91 26.58	75,425,200.00	Other Receivables	68,087.74
CAPITAL IMPROVEMENTS		4c Apartments 17 4.44	12,609,200.00	Total	1,660,766.29
MEMO		Total 2755	283,792,675.00	LIABILITIES, RESERVES, AND SURPLUS	
DEBT SERVICE		Land Area 2.60 Sq. Miles		Cash Liabilities	479,756.74
Principal Payments	17,936.60	Net Valuation Taxable-Municipal	284,970,268	Reserves for Receivables	203,127.16
Interest Payments	142,800.00	Net Valuation Taxable-County	446,164,819	Surplus Dec. 31, 1983	977,882.39
DEFERRED CHARGES		State Equalized Valuation	428,472,383	Total	1,660,766.29
SCHOOL, COUNTY, SPECIAL DISTRICT TAXES	19,000.00	State Equalization Ratio	66.70		
RESERVE FOR UNCOLLECTED TAXES	2,723,202.72				
EXPENDITURES TOTAL	11,835,742.75				

0250

Population 1980 12,738
 Population 1983 12,508
 S & P Rating
 Moody Rating A1

General Tax Rate Per \$100. 4.51
 State Equalized Tax Rate 2.64

RIDGEFIELD PARK VILLAGE – BERGEN CO.

Form of Government:

Commission (1911)

Number of Members on Governing Body – 5

PER CAPITA:

Gross Debt 181.34
 Net Debt 47.18
 Debt Service
 Total Tax Levy 618.50
 Municipal Expenditures 347.91

PER CENT:

Gross Debt .84
 Net Debt .22
 Tax Levy Collected 96.71
 Tax Levy Cancelled, Abated or Adjusted .20

EXPENDITURES		REVENUES-REALIZED		1983 PROPERTY TAX	
GENERAL GOVERNMENT				STATE EQUALIZED TAX RATE	
Governing Body & Public Boards	5,200.00	1983 Property Taxes Collected	7,479,893.51	Local District School Taxes	1.59
Municipal Clerk	55,960.04	1983 Payments in Lieu of Taxes		Regional & Consolidated School Tax	
Financial Administration	17,000.00	Delinquent Tax & Lien Collections	155,946.90	School Taxes in Municipal Budget	
Assessment of Taxes	34,842.00	Business Personalty Replacement Taxes	211,883.36	County Taxes	.35
Collection of Taxes	70,267.62	Taxes from Public Utilities	631,961.00	County Library Taxes	
Planning, Housing & Development	16,950.00	Other Miscellaneous Tax Revenues		Local Municipal Purpose Taxes	.69
Human Resources		State Aid Revenues	159,717.72	Veteran & Senior Citizen Taxes	
Elections	3,000.00	Federal Aid Revenues		Total Taxes for Rate Computation	2.63
General Administration (other)	608,310.39	State and Local Fiscal Assistance Act Utilized	104,184.57	Special District Taxes	
JUDICIARY		Sale of Acquired Property		Bank Corp. Taxes	14,660.36
Municipal Courts	59,630.00	Other Miscellaneous Revenues	425,189.12	Added and Omitted Taxes	12,130.43
PUBLIC SAFETY		Total	9,168,770.18	Total Taxes Levied - ABSTRACT	7,736,187.05
Fire Protection	244,840.00	Prior Years Surplus Appropriated	968,500.00	Total Taxes Billed	7,734,342.80
Police Protection	970,704.00	REVENUES TOTAL	10,137,276.18	1983 TAXES COLLECTED	7,479,893.51
Civil Defense & Disaster Control	7,500.00	Reserve For Uncollected Taxes	554,085.00	1983 Taxes Cancelled, Abated or Adjusted	15,243.80
Environmental Inspection & Control	69,331.00			Transfer to Tax Title Liens or Foreclosed	288.64
Other Public Safety		CAPITAL OUTLAY TOTAL	298,122.18	Balance Outstanding Dec. 31, 1983	238,916.85
PUBLIC WORKS				PRIOR YEARS TAXES OUTSTANDING	
Streets and Drainage	159,771.72	Public Enterprises		Balance January 1, 1983	159,778.87
Sewers and Sewage Processing	64,531.08	Recreation—Culture	78,133.65	Collected in 1983	155,946.90
Garbage and Trash Disposal	242,911.95	Public Works	42,390.62	Cancelled, Abated or Adjusted 1983	
Public Buildings and Grounds	315,819.03	Buildings and Grounds	177,597.91	Transfers to Tax Title Liens or Foreclosed	
Other Public Works		Library and Education		Balance December 31, 1983	3,831.97
HEALTH and WELFARE		Conservation		TAX TITLE LIENS OUTSTANDING	
Health Services Except Environmental	52,723.00	All Other		Balance January 1, 1983	3,645.18
Welfare-Public Assistance	15,565.00			Transfer From Taxes	288.64
Hospitals, Clinics, First Aid		CAPITAL DEBT AUTHORIZED, DECEMBER 31, 1983		Redeemed in 1983	
Animal, Insect, & Rodent Control	2,000.00	ISSUED AND UNISSUED		Cancelled, Abated or Adjusted (1983)	
Other Welfare Services		School	1,678,000	Transfers to Foreclosed Property	
RECREATION and CONSERVATION		Self-Liquidating	390,000	Balance December 31, 1983	3,933.82
Beaches and Boardwalks		Other	200,150	PROPERTY ACQUIRED BY DEED OR	
Parks, Playgrounds, Shade Trees	100,500.00	Total	2,268,150	FORECLOSURE	
Land Reclamation & Conservation				Balance January 1, 1983	69,840.00
Other Recreational Services	39,198.79	ISSUED AND OUTSTANDING		Transfers From Taxes or Liens	
EDUCATION (excluding schools)		School	1,618,000.00	Sale for Cash (1983)	
Libraries	105,784.00	Self-Liquidating	390,000.00	Cancelled, Abated or Adjusted (1983)	
Other Educational Services		Other		Balance December 31, 1983	69,840.00
STATUTORY EXPENDITURES		Total	2,008,000.00	CURRENT FINANCES DECEMBER 31, 1983	
Pensions & F. I. C. A.	345,852.49	EQUALIZED VALUATION BASIS		ASSETS	
Employee Fringe Benefits	123,520.00	FOR NET DEBT COMPUTATION	270,419,067	Cash Dec. 31, 1983	1,956,353.87
Other Statutory Expenditures	10,000.00	REAL PROPERTY VALUATIONS		Taxes Receivable	242,748.82
CETA And Other Public Employment Programs		Code Class # of Parcels % VAL'N		Tax Title Liens	3,933.82
MUNICIPAL FUNCTIONS TOTAL	3,745,712.11	1 Vacant Land 123 2.17		Foreclosed Property	69,840.00
CAPITAL IMPROVEMENTS *MEMO*	150,000.00	2 Residential 2677 68.29		Emergencies & Other Deferred Charges	16,000.00
DEBT SERVICE		3 Farm		State and Federal Aid Receivable	
Principal Payments		4a Commercial 193 11.84		Other Receivables	38,781.95
Interest Payments		4b Industrial 18 5.89		Total	2,327,658.46
DEFERRED CHARGES		4c Apartments 44 11.81		LIABILITIES, RESERVES, AND SURPLUS	
SCHOOL, COUNTY, SPECIAL DISTRICT TAXES	51,805.87	Total 3055		Cash Liabilities	634,152.51
RESERVE FOR UNCOLLECTED TAXES	5,687,104.26	Land Area 2.00 Sq. Miles		Reserves for Receivables	355,304.59
EXPENDITURES TOTAL	10,038,707.24	Net Valuation Taxable-Municipal	171,224,221	Surplus Dec. 31, 1983	1,338,201.36
		Net Valuation Taxable-County	279,147,189	Total	2,327,658.46
		State Equalized Valuation	292,423,399		
		State Equalization Ratio	58.45		

0251

Population 1980 25,208
 Population 1983 25,006
 S & P Rating AA
 Moody Rating AA

General Tax Rate Per \$100. 3.54
 State Equalized Tax Rate 2.67

RIDGEWOOD VILLAGE – BERGEN COUNTY
Form of Government:
Council-Manager Plan B (OMCL 50)
Number of Members on Governing Body – 5

PER CAPITA:

Gross Debt 592.32
 Net Debt 269.78
 Debt Service 28.02
 Total Tax Levy 1,166.04
 Municipal Expenditures 426.94

PER CENT:

Gross Debt 1.46
 Net Debt .67
 Tax Levy Collected 97.42
 Tax Levy Cancelled, Abated or Adjusted .15

EXPENDITURES		REVENUES-REALIZED		1983 PROPERTY TAX	
GENERAL GOVERNMENT				STATE EQUALIZED TAX RATE →	
Governing Body & Public Boards	12,050.54	1983 Property Taxes Collected	28,406,098.09	Local District School Taxes 1.79	19,462,249.00
Municipal Clerk	44,396.16	1983 Payments in Lieu of Taxes		Regional & Consolidated School Tax	
Financial Administration	117,820.11	Delinquent Tax & Lien Collections	675,042.76	School Taxes in Municipal Budget	
Assessment of Taxes	77,156.68	Business Personalty Replacement Taxes	256,345.76	County Taxes .35	3,826,527.28
Collection of Taxes	31,238.95	Taxes from Public Utilities	1,657,569.45	County Library Taxes	
Planning, Housing & Development	51,091.48	Other Miscellaneous Tax Revenues		Local Municipal Purpose Taxes .52	5,706,982.02
Human Resources		State Aid Revenues	240,080.18	Veteran & Senior Citizen Taxes	155,600.00
Elections	5,622.45	Federal Aid Revenues		Total Taxes for Rate Computation 2.66	29,151,358.30
General Administration (other)	341,068.96	State and Local Fiscal Assistance Act Utilized	144,790.00	Special District Taxes	
JUDICIARY		Sale of Acquired Property		Bank Corp. Taxes	72,098.43
Municipal Courts	97,013.52	Other Miscellaneous Revenues	1,959,466.29	Added and Omitted Taxes	90,231.96
PUBLIC SAFETY		Total	33,339,392.53	Total Taxes Levied - ABSTRACT	29,158,088.69
Fire Protection	1,186,784.55	Prior Years Surplus Appropriated	850,000.00	Total Taxes Billed	29,156,597.91
Police Protection	1,667,867.00	REVENUES TOTAL	34,189,392.53	1983 TAXES COLLECTED	28,406,098.09
Civil Defense & Disaster Control	13,605.00	Reserve For Uncollected Taxes	869,993.20	1983 Taxes Cancelled, Abated or Adjusted	42,625.44
Environmental Inspection & Control	128,830.78			Transfer to Tax Title Liens or Foreclosed	14,811.18
Other Public Safety				Balance Outstanding Dec. 31, 1983	695,063.20
PUBLIC WORKS		CAPITAL OUTLAY TOTAL	2,337,204.48	PRIOR YEARS TAXES OUTSTANDING	
Streets and Drainage	955,018.73	Public Enterprises	303,952.56	Balance January 1, 1983	703,431.36
Sewers and Sewage Processing	6,445.00	Recreation—Culture	42,882.23	Collected in 1983	661,107.08
Garbage and Trash Disposal	746,047.23	Public Works	922,512.07	Cancelled, Abated or Adjusted 1983	42,324.28
Public Buildings and Grounds	575,679.42	Buildings and Grounds	1,067,857.62	Transfers to Tax Title Liens or Foreclosed	
Other Public Works	419,604.61	Library and Education		Balance December 31, 1983	
HEALTH and WELFARE		Conservation		TAX TITLE LIENS OUTSTANDING	
Health Services Except Environmental	137,148.19	All Other		Balance January 1, 1983	56,428.30
Welfare-Public Assistance	15,000.00			Transfer From Taxes	14,811.18
Hospitals, Clinics, First Aid		CAPITAL DEBT AUTHORIZED, DECEMBER 31, 1983		Redeemed in 1983	13,935.68
Animal, Insect, & Rodent Control		ISSUED AND UNISSUED		Cancelled, Abated or Adjusted (1983)	2,154.79
Other Welfare Services	1,000.00	School	3,666,000	Transfers to Foreclosed Property	5,770.87
RECREATION and CONSERVATION		Self-liquidating	4,447,300	Balance December 31, 1983	49,378.14
Beaches and Boardwalks		Other	6,698,326	PROPERTY ACQUIRED BY DEED OR	
Parks, Playgrounds, Shade Trees	270,623.92	Total	14,811,626	FORECLOSURE	
Land Reclamation & Conservation	50,000.00			Balance January 1, 1983	35,000.00
Other Recreational Services	102,267.45	ISSUED AND OUTSTANDING		Transfers From Taxes or Liens	16,200.00
EDUCATION (excluding schools)		School	3,666,000.00	Sale for Cash (1983)	
Libraries	499,505.00	Self-Liquidating	4,419,300.00	Cancelled, Abated or Adjusted (1983)	
Other Educational Services	144,604.45	Other	5,665,000.00	Balance December 31, 1983	51,200.00
STATUTORY EXPENDITURES		Total	13,750,300.00	CURRENT FINANCES DECEMBER 31, 1983	
Pensions & F. I. C. A.	889,429.21	EQUALIZED VALUATION BASIS		ASSETS	
Employee Fringe Benefits	394,905.00	FOR NET DEBT COMPUTATION	1,011,805,596	Cash Dec. 31, 1983	9,883,306.03
Other Statutory Expenditures		REAL PROPERTY VALUATIONS		Taxes Receivable	695,063.20
CETA And Other Public Employment Programs		Code Class # of Parcels % VAL'N		Tax Title Liens	49,378.14
MUNICIPAL FUNCTIONS		1 Vacant Land 246 .93	7,557,100.00	Foreclosed Property	51,200.00
CAPITAL IMPROVEMENTS		2 Residential 7237 87.55	710,258,100.00	Emergencies & Other Deferred Charges	
DEBT SERVICE		3 Farm 2 .04	329,000.00	State and Federal Aid Receivable	
Principal Payments	463,250.00	4a Commercial 288 9.02	73,150,400.00	Other Receivables	44,891.79
Interest Payments	237,521.44	4b Industrial		Total	10,723,839.16
DEFERRED CHARGES		4c Apartments 28 2.46	19,966,900.00	LIABILITIES, RESERVES, AND SURPLUS	
SCHOOL, COUNTY, SPECIAL DISTRICT TAXES	123,350.11	Total 7801	811,261,500.00	Cash Liabilities	8,371,284.85
RESERVE FOR UNCOLLECTED TAXES	23,288,776.28	Land Area 5.90 Sq. Miles		Reserves for Receivables	840,533.13
EXPENDITURES		Net Valuation Taxable-Municipal	821,140,281	Surplus Dec. 31, 1983	1,512,021.18
TOTAL	33,964,715.42	Net Valuation Taxable-County	1,041,334,301	Total	10,723,839.16
		State Equalized Valuation	1,085,401,524		
		State Equalization Ratio	75.43		

1611
Population 1980 12,625
Population 1983 13,006
S & P Rating
Moody Rating AAA

General Tax Rate Per \$100.
7.63
State Equalized Tax Rate
2.80

RINGWOOD BOROUGH - PASSAIC COUNTY
Form of Government:
Council-Manager Plan E (OMCL 50)
Number of Members on Governing Body - 6

PER CAPITA:
Gross Debt 819.03
Net Debt 350.30
Debt Service 23.39
Total Tax Levy 767.22
Municipal Expenditures 323.15
PER CENT:
Gross Debt 3.20
Net Debt 1.37
Tax Levy Collected 97.16
Tax Levy Cancelled, Abated or Adjusted .10

EXPENDITURES		REVENUES-REALIZED		1983 PROPERTY TAX	
GENERAL GOVERNMENT		1983 Property Taxes Collected		STATE EQUALIZED TAX RATE	
Governing Body & Public Boards	23,849.93	9,694,336.06		Local District School Taxes 1.06	
Municipal Clerk		69,861.27		Regional & Consolidated School Tax .57	
Financial Administration	59,443.61	245,574.01		School Taxes in Municipal Budget	
Assessment of Taxes	28,769.54	20,146.11		County Taxes .59	
Collection of Taxes	52,769.73	814,536.00		County Library Taxes	
Planning, Housing & Development	44,946.44	Other Miscellaneous Tax Revenues		Local Municipal Purpose Taxes .58	
Human Resources		101,044.81		Veteran & Senior Citizen Taxes	
Elections	9,003.28	Federal Aid Revenues		Total Taxes for Rate Computation 2.80	
General Administration (other)	446,847.23	State and Local Fiscal Assistance Act Utilized		Special District Taxes	
JUDICIARY		96,708.76		Bank Corp. Taxes	
Municipal Courts	35,347.91	18,100.00		Added and Omitted Taxes	
PUBLIC SAFETY		371,057.47		Total Taxes Levied - ABSTRACT	
Fire Protection	72,450.00	11,431,364.49		Total Taxes Billed	
Police Protection	860,088.89	610,000.00		1983 TAXES COLLECTED	
Civil Defense & Disaster Control	35,147.88	12,041,364.49		1983 Taxes Cancelled, Abated or Adjusted	
Environmental Inspection & Control	46,076.89	361,652.77		Transfer to Tax Title Liens or Foreclosed	
Other Public Safety		1,111,716.73		Balance Outstanding Dec. 31, 1983	
PUBLIC WORKS		CAPITAL OUTLAY		PRIOR YEARS TAXES OUTSTANDING	
Streets and Drainage	606,917.03	Public Enterprises		Balance January 1, 1983	
Sewers and Sewage Processing	346,025.25	192,701.98		Collected in 1983	
Garbage and Trash Disposal	18,336.30	531,757.98		Cancelled, Abated or Adjusted 1983	
Public Buildings and Grounds	35,011.74	179,456.17		Transfers to Tax Title Liens or Foreclosed	
Other Public Works	72,000.00	Library and Education		Balance December 31, 1983	
HEALTH and WELFARE		Conservation		TAX TITLE LIENS OUTSTANDING	
Health Services Except Environmental	94,017.30	All Other		Balance January 1, 1983	
Welfare-Public Assistance	15,437.25	CAPITAL DEBT AUTHORIZED, DECEMBER 31, 1983		Transfer From Taxes	
Hospitals, Clinics, First Aid	1,800.00	ISSUED AND UNISSUED		Redeemed in 1983	
Animal, Insect, & Rodent Control		GROSS DEBT		Cancelled, Abated or Adjusted (1983)	
Other Welfare Services		NET DEBT		Transfers to Foreclosed Property	
RECREATION and CONSERVATION		SCHOOL		Balance December 31, 1983	
Beaches and Boardwalks		Self-liquidating		PROPERTY ACQUIRED BY DEED OR	
Parks, Playgrounds, Shade Trees	22,871.22	Other		FORECLOSURE	
Land Reclamation & Conservation	5,361.12	Total		Balance January 1, 1983	
Other Recreational Services	48,861.37	ISSUED AND OUTSTANDING		Transfers From Taxes or Liens	
EDUCATION (excluding schools)		SCHOOL		Sale for Cash (1983)	
Libraries	101,400.00	Self-liquidating		Cancelled, Abated or Adjusted (1983)	
Other Educational Services		Other		Balance December 31, 1983	
STATUTORY EXPENDITURES		Total		CURRENT FINANCES DECEMBER 31, 1983	
Pensions & F. I. C. A.	247,125.51	EQUALIZED VALUATION BASIS		ASSETS	
Employee Fringe Benefits	140,712.00	FOR NET DEBT COMPUTATION		Cash Dec. 31, 1983	
Other Statutory Expenditures	10,000.00	REAL PROPERTY VALUATIONS		Taxes Receivable	
CETA And Other Public Employment Programs		Code Class # of Parcels % VAL'N		Tax Title Liens	
MUNICIPAL FUNCTIONS		1 Vacant Land 610 3.52		Foreclosed Property	
CAPITAL IMPROVEMENTS		2 Residential 3862 86.50		Emergencies & Other Deferred Charges	
DEBT SERVICE		3 Farm 9 .13		State and Federal Aid Receivable	
Principal Payments	75,000.00	4a Commercial 51 3.71		Other Receivables	
Interest Payments	229,200.46	4b Industrial 9 1.15		Total	
DEFERRED CHARGES		4c Apartments		LIABILITIES, RESERVES, AND SURPLUS	
SCHOOL, COUNTY, SPECIAL DISTRICT TAXES	56,476.46	Total 4541		Cash Liabilities	
RESERVE FOR UNCOLLECTED TAXES	7,882,135.46	Land Area 27.50 Sq. Miles		Reserves for Receivables	
EXPENDITURES		Net Valuation Taxable-Municipal		Surplus Dec. 31, 1983	
TOTAL	12,085,082.57	Net Valuation Taxable-County		Total	
		State Equalized Valuation			
		State Equalization Ratio			

0252
Population 1980 11,111
Population 1983 10,880
S & P Rating
Moody Rating A1

General Tax Rate Per \$100. 3.54
State Equalized Tax Rate 2.41

RIVER EDGE BOROUGH – BERGEN COUNTY
Form of Government:
Borough Council
Number of Members on Governing Body – 6

PER CAPITA:
Gross Debt 364.28
Net Debt 238.51
Debt Service 65.85
Total Tax Levy 786.70
Municipal Expenditures 417.58

PER CENT:
Gross Debt 1.19
Net Debt .78
Tax Levy Collected 99.02
Tax Levy Cancelled, Abated or Adjusted .07

EXPENDITURES		REVENUES-REALIZED		1983 PROPERTY TAX	
GENERAL GOVERNMENT				STATE EQUALIZED TAX RATE	
Governing Body & Public Boards		1983 Property Taxes Collected	8,472,948.86	Local District School Taxes .58	2,037,414.00
Municipal Clerk		1983 Payments in Lieu of Taxes	80,729.19	Regional & Consolidated School Tax .79	2,806,366.66
Financial Administration	73,649.65	Delinquent Tax & Lien Collections	82,811.48	School Taxes in Municipal Budget	
Assessment of Taxes	13,735.00	Business Personalty Replacement Taxes	788,795.00	County Taxes .37	1,297,390.14
Collection of Taxes	9,315.00	Taxes from Public Utilities		County Library Taxes	
Planning, Housing & Development	37,125.00	Other Miscellaneous Tax Revenues	103,787.63	Local Municipal Purpose Taxes .67	2,385,245.92
Human Resources		State Aid Revenues		Veteran & Senior Citizen Taxes	122,600.00
Elections		Federal Aid Revenues	91,555.42	Total Taxes for Rate Computation 2.41	8,649,016.72
General Administration (other)	391,615.50	State and Local Fiscal Assistance Act Utilized		Special District Taxes	
JUDICIARY		Sale of Acquired Property	802,229.28	Bank Corp. Taxes	14,257.58
Municipal Courts	29,217.00	Other Miscellaneous Revenues	10,422,856.86	Added and Omitted Taxes	18,649.21
PUBLIC SAFETY		Total	10,976,206.45	Total Taxes Levied - ABSTRACT	8,559,323.51
Fire Protection	109,870.00	Prior Years Surplus Appropriated	553,349.59	Total Taxes Billed	8,556,682.07
Police Protection	809,246.90	REVENUES TOTAL	10,976,206.45	1983 TAXES COLLECTED	8,472,948.86
Civil Defense & Disaster Control	3,585.00	Reserve For Uncollected Taxes	343,508.92	1983 Taxes Cancelled, Abated or Adjusted	6,077.47
Environmental Inspection & Control	34,133.00	CAPITAL OUTLAY TOTAL	189,440.59	Transfer to Tax Title Liens or Foreclosed Balance Outstanding Dec. 31, 1983	77,655.74
Other Public Safety				PRIOR YEARS TAXES OUTSTANDING	
PUBLIC WORKS				Balance January 1, 1983	80,729.19
Streets and Drainage	411,283.88	Public Enterprises		Collected in 1983	80,729.19
Sewers and Sewage Processing	284,715.00	Recreation—Culture	8,390.22	Cancelled, Abated or Adjusted 1983	
Garbage and Trash Disposal	607,000.00	Public Works	99,413.39	Transfers to Tax Title Liens or Foreclosed Balance December 31, 1983	
Public Buildings and Grounds	17,420.00	Buildings and Grounds	81,636.98	TAX TITLE LIENS OUTSTANDING	
Other Public Works	28,463.10	Library and Education		Balance January 1, 1983	
HEALTH and WELFARE		Conservation		Transfer From Taxes	
Health Services Except Environmental	40,832.00	All Other		Redeemed in 1983	
Welfare-Public Assistance	10,576.00			Cancelled, Abated or Adjusted (1983)	
Hospitals, Clinics, First Aid				Transfers to Foreclosed Property	
Animal, Insect, & Rodent Control	95.00			Balance December 31, 1983	
Other Welfare Services	1,200.00			PROPERTY ACQUIRED BY DEED OR FORECLOSURE	
RECREATION and CONSERVATION				Balance January 1, 1983	6,675.00
Beaches and Boardwalks				Transfers From Taxes or Liens	
Parks, Playgrounds, Shade Trees	9,410.00			Sale for Cash (1983)	
Land Reclamation & Conservation	300.00			Cancelled, Abated or Adjusted (1983)	6,675.00
Other Recreational Services	52,304.00			Balance December 31, 1983	
EDUCATION (excluding schools)				CURRENT FINANCES DECEMBER 31, 1983	
Libraries	176,521.00			ASSETS	
Other Educational Services				Cash Dec. 31, 1983	4,207,226.51
STATUTORY EXPENDITURES				Taxes Receivable	77,655.74
Pensions & F. I. C. A.	234,685.00			Tax Title Liens	
Employee Fringe Benefits	66,820.00			Foreclosed Property	
Other Statutory Expenditures	5,000.00			Emergencies & Other Deferred Charges	2,475,190.33
CETA And Other Public Employment Programs				State and Federal Aid Receivable	
MUNICIPAL FUNCTIONS				Other Receivables	
CAPITAL IMPROVEMENTS				Total	6,760,072.58
DEBT SERVICE				LIABILITIES, RESERVES, AND SURPLUS	
Principal Payments	532,110.00			Cash Liabilities	806,265.06
Interest Payments	184,300.00			Reserves for Receivables	2,552,846.07
DEFERRED CHARGES				Surplus Dec. 31, 1983	3,400,961.45
SCHOOL, COUNTY, SPECIAL DISTRICT TAXES	6,141,170.80			Total	6,760,072.58
RESERVE FOR UNCOLLECTED TAXES	343,508.92				
EXPENDITURES TOTAL	10,684,406.05				

0253
Population 1980 9,489
Population 1983 9,676
S & P Rating
Moody Rating

General Tax Rate Per \$100. 5.23
State Equalized Tax Rate 2.50

RIVER VALE TOWNSHIP – BERGEN COUNTY
Form of Government:
Mayor–Council Plan E (OMCL 50)
Number of Members on Governing Body – 5

PER CAPITA:
Gross Debt 997.23
Net Debt 935.57
Debt Service 98.15
Total Tax Levy 950.09
Municipal Expenditures 366.06
PER CENT:
Gross Debt 2.83
Net Debt 2.65
Tax Levy Collected 98.15
Tax Levy Cancelled, Abated or Adjusted .01

EXPENDITURES		REVENUES-REALIZED		1983 PROPERTY TAX	
GENERAL GOVERNMENT		1983 Property Taxes Collected		STATE EQUALIZED TAX RATE	
Governing Body & Public Boards	5,342.00	9,028,841.42		Local District School Taxes	1.04 3,794,103.00
Municipal Clerk	24,752.00	1983 Payments in Lieu of Taxes		Regional & Consolidated School Tax	.53 1,931,159.42
Financial Administration	41,320.00	Delinquent Tax & Lien Collections		School Taxes in Municipal Budget	
Assessment of Taxes	12,860.00	Business Personalty Replacement Taxes		County Taxes	.35 1,293,175.39
Collection of Taxes		Taxes from Public Utilities		County Library Taxes	
Planning, Housing & Development	4,960.00	Other Miscellaneous Tax Revenues		Local Municipal Purpose Taxes	.57 2,081,438.63
Human Resources	6,500.00	State Aid Revenues		Veteran & Senior Citizen Taxes	
Elections	2,980.00	Federal Aid Revenues		Total Taxes for Rate Computation	2.49 9,168,476.44
General Administration (other)	244,853.00	State and Local Fiscal Assistance Act Utilized		Special District Taxes	
JUDICIARY		Sale of Acquired Property		Bank Corp. Taxes	9,627.15
Municipal Courts	15,856.00	Other Miscellaneous Revenues		Added and Omitted Taxes	83,582.45
PUBLIC SAFETY		Total		Total Taxes Levied - ABSTRACT	9,193,086.04
Fire Protection	129,190.00	Prior Years Surplus Appropriated		Total Taxes Billed	9,199,076.38
Police Protection	737,435.00	REVENUES		1983 TAXES COLLECTED	9,028,841.42
Civil Defense & Disaster Control	100.00	Reserve For Uncollected Taxes		1983 Taxes Cancelled, Abated or Adjusted	1,056.46
Environmental Inspection & Control	30,050.00	CAPITAL OUTLAY		Transfer to Tax Title Liens or Foreclosed	5,779.15
Other Public Safety		TOTAL		Balance Outstanding Dec. 31, 1983	163,399.35
PUBLIC WORKS		Public Enterprises		PRIOR YEARS TAXES OUTSTANDING	
Streets and Drainage	31,600.00	Recreation—Culture		Balance January 1, 1983	349,571.11
Sewers and Sewage Processing	214,400.00	Public Works		Collected in 1983	219,721.32
Garbage and Trash Disposal	28,000.00	Buildings and Grounds		Cancelled, Abated or Adjusted 1983	
Public Buildings and Grounds	73,520.00	Library and Education		Transfers to Tax Title Liens or Foreclosed	2,060.78
Other Public Works	292,073.00	Conservation		Balance December 31, 1983	127,789.01
HEALTH and WELFARE		All Other		TAX TITLE LIENS OUTSTANDING	
Health Services Except Environmental	49,031.00	CAPITAL DEBT AUTHORIZED, DECEMBER 31, 1983		Balance January 1, 1983	8,375.70
Welfare-Public Assistance	1,100.00	ISSUED AND UNISSUED		Transfer From Taxes	8,085.95
Hospitals, Clinics, First Aid	13,000.00	GROSS DEBT		Redeemed in 1983	4,586.40
Animal, Insect, & Rodent Control		NET DEBT		Cancelled, Abated or Adjusted (1983)	
Other Welfare Services		SCHOOL		Transfers to Foreclosed Property	
RECREATION and CONSERVATION		Self-Liquidating		Balance December 31, 1983	11,875.25
Beaches and Boardwalks		Other		PROPERTY ACQUIRED BY DEED OR FORECLOSURE	
Parks, Playgrounds, Shade Trees		Total		Balance January 1, 1983	325,000.00
Land Reclamation & Conservation	119,000.00	ISSUED AND OUTSTANDING		Transfers From Taxes or Liens	
Other Recreational Services	28,565.00	SCHOOL		Sale for Cash (1983)	
EDUCATION (excluding schools)		Self-Liquidating		Cancelled, Abated or Adjusted (1983)	
Libraries		Other		Balance December 31, 1983	325,000.00
Other Educational Services		Total		CURRENT FINANCES DECEMBER 31, 1983	
STATUTORY EXPENDITURES		EQUALIZED VALUATION BASIS		ASSETS	
Pensions & F. I. C. A.	204,246.42	FOR NET DEBT COMPUTATION		Cash Dec. 31, 1983	660,691.26
Employee Fringe Benefits		REAL PROPERTY VALUATIONS		Taxes Receivable	291,188.36
Other Statutory Expenditures	1,500.00	Code Class # of Parcels % VAL'N		Tax Title Liens	11,875.25
CETA And Other Public Employment Programs		ASSESSSED VALUATION		Foreclosed Property	325,000.00
MUNICIPAL FUNCTIONS	2,312,233.42	1 1 Vacant Land 174 1.14		Emergencies & Other Deferred Charges	6,220.84
CAPITAL IMPROVEMENTS	*MEMO* 100.00	2 Residential 2885 89.26		State and Federal Aid Receivable	5,351.07
DEBT SERVICE		3 Farm 2 .08		Other Receivables	3,572.15
Principal Payments	534,660.00	4a Commercial 47 8.02		Total	1,303,898.93
Interest Payments	415,050.70	4b Industrial 1 .19		LIABILITIES, RESERVES, AND SURPLUS	
DEFERRED CHARGES	5,554.50	4c Apartments 3 1.31		Cash Liabilities	314,702.36
SCHOOL, COUNTY, SPECIAL DISTRICT TAXES	7,018,437.81	Total 3112		Reserves for Receivables	631,635.76
RESERVE FOR UNCOLLECTED TAXES	274,537.29	Land Area 4.20 Sq. Miles		Surplus Dec. 31, 1983	357,560.81
EXPENDITURES	10,560,473.72	Net Valuation Taxable-Municipal		Total	1,303,898.93
		Net Valuation Taxable-County			
		State Equalized Valuation			
		State Equalization Ratio			

1433
Population 1980 2,530
Population 1983 2,529
S & P Rating
Moody Rating A

General Tax Rate Per \$100. 3.60
State Equalized Tax Rate 2.35

RIVERDALE BOROUGH - MORRIS COUNTY
Form of Government:
Borough Council
Number of Members on Governing Body - 6

PER CAPITA:
Gross Debt 568.87
Net Debt 512.62
Debt Service 51.68
Total Tax Levy 894.35
Municipal Expenditures 467.38

PER CENT:
Gross Debt 1.75
Net Debt 1.58
Tax Levy Collected 95.25
Tax Levy Cancelled, Abated or Adjusted .11

EXPENDITURES		REVENUES-REALIZED		1983 PROPERTY TAX	
GENERAL GOVERNMENT				STATE EQUALIZED TAX RATE →	
Governing Body & Public Boards		1983 Property Taxes Collected	2,160,286.22	Local District School Taxes 1.34	1,279,975.91
Municipal Clerk		1983 Payments in Lieu of Taxes		Regional & Consolidated School Tax	
Financial Administration	16,373.00	Delinquent Tax & Lien Collections	36,447.17	School Taxes in Municipal Budget	
Assessment of Taxes	3,650.00	Business Personalty Replacement Taxes	78,424.96	County Taxes .38	359,005.59
Collection of Taxes	14,867.80	Taxes from Public Utilities	254,455.00	County Library Taxes .01	13,513.43
Planning, Housing & Development	9,407.75	Other Miscellaneous Tax Revenues		Local Municipal Purpose Taxes .61	585,755.37
Human Resources		State Aid Revenues	24,017.86	Veteran & Senior Citizen Taxes	25,900.00
Elections		Federal Aid Revenues		Total Taxes for Rate Computation 2.34	2,264,150.30
General Administration (other)	168,937.68	State and Local Fiscal Assistance Act Utilized	21,981.00	Special District Taxes -	
JUDICIARY		Sale of Acquired Property		Bank Corp. Taxes	
Municipal Courts	19,758.50	Other Miscellaneous Revenues	132,030.89	Added and Omitted Taxes	23,563.48
PUBLIC SAFETY		Total	2,707,643.10	Total Taxes Levied - ABSTRACT	2,261,813.78
Fire Protection	28,044.00	Prior Years Surplus Appropriated	125,000.00	Total Taxes Billed	2,267,910.51
Police Protection	351,358.18	REVENUES TOTAL	2,832,643.10	1983 TAXES COLLECTED	2,160,286.22
Civil Defense & Disaster Control	500.00	Reserve For Uncollected Taxes	120,216.55	1983 Taxes Cancelled, Abated or Adjusted	2,588.40
Environmental Inspection & Control	6,044.40	CAPITAL OUTLAY TOTAL	105,508.87	Transfer to Tax Title Liens or Foreclosed	40,989.60
Other Public Safety				Balance Outstanding Dec. 31, 1983	64,046.29
PUBLIC WORKS				PRIOR YEARS TAXES OUTSTANDING	
Streets and Drainage	64,044.45	Public Enterprises		Balance January 1, 1983	23,334.27
Sewers and Sewage Processing		Recreation—Culture		Collected in 1983	22,331.57
Garbage and Trash Disposal	68,500.00	Public Works	71,633.95	Cancelled, Abated or Adjusted 1983	
Public Buildings and Grounds	19,100.00	Buildings and Grounds	33,874.92	Transfers to Tax Title Liens or Foreclosed	1,002.70
Other Public Works	12,400.00	Library and Education		Balance December 31, 1983	
HEALTH and WELFARE		Conservation		TAX TITLE LIENS OUTSTANDING	
Health Services Except Environmental	38,975.78	All Other		Balance January 1, 1983	76,106.14
Welfare-Public Assistance	6,072.00	CAPITAL DEBT AUTHORIZED, DECEMBER 31, 1983		Transfer From Taxes	42,137.63
Hospitals, Clinics, First Aid	350.00	ISSUED AND UNISSUED		Redeemed in 1983	14,115.60
Animal, Insect, & Rodent Control		School	15,000	Cancelled, Abated or Adjusted (1983)	
Other Welfare Services		Self-liquidating	121,000	Transfers to Foreclosed Property	13,932.32
RECREATION and CONSERVATION		Other	1,302,664	Balance December 31, 1983	90,195.85
Beaches and Boardwalks		Total	1,438,664	PROPERTY ACQUIRED BY DEED OR FORECLOSURE	
Parks, Playgrounds, Shade Trees	10,828.55	ISSUED AND OUTSTANDING		Balance January 1, 1983	
Land Reclamation & Conservation		School	15,000.00	Transfers From Taxes or Liens	13,932.32
Other Recreational Services	1,500.00	Self-Liquidating	114,500.00	Sale for Cash (1983)	
EDUCATION (excluding schools)		Other	1,165,000.00	Cancelled, Abated or Adjusted (1983)	
Libraries	5,300.00	Total	1,294,500.00	Balance December 31, 1983	13,932.32
Other Educational Services		EQUALIZED VALUATION BASIS		CURRENT FINANCES DECEMBER 31, 1983	
STATUTORY EXPENDITURES		FOR NET DEBT COMPUTATION	82,153,515	ASSETS	
Pensions & F. I. C. A.	60,028.65	REAL PROPERTY VALUATIONS		Cash Dec. 31, 1983	415,742.92
Employee Fringe Benefits	20,863.00	Code Class # of Parcels % VAL'N		Taxes Receivable	64,046.29
Other Statutory Expenditures	4,000.00	1 Vacant Land 189 6.95	3,963,000.00	Tax Title Liens	90,195.85
CETA And Other Public Employment Programs		2 Residential 754 60.24	34,330,100.00	Foreclosed Property	13,932.32
MUNICIPAL FUNCTIONS		3 Farm 1 .15	86,700.00	Emergencies & Other Deferred Charges	90,965.99
CAPITAL IMPROVEMENTS *MEMO*		4a Commercial 79 23.63	13,466,100.00	State and Federal Aid Receivable	
DEBT SERVICE		4b Industrial 17 8.93	5,086,400.00	Other Receivables	753.55
Principal Payments	56,250.00	4c Apartments 1 .09	53,500.00	Total	675,636.92
Interest Payments	74,438.25	Total 1041	56,985,800.00	LIABILITIES, RESERVES, AND SURPLUS	
DEFERRED CHARGES		Land Area 1.87 Sq. Miles		Cash Liabilities	219,708.61
SCHOOL, COUNTY, SPECIAL DISTRICT TAXES	1,652,494.93	Net Valuation Taxable-Municipal	62,342,973	Reserves for Receivables	168,928.01
RESERVE FOR UNCOLLECTED TAXES	120,216.55	Net Valuation Taxable-County	100,096,118	Surplus Dec. 31, 1983	287,000.30
EXPENDITURES TOTAL	2,834,497.03	State Equalized Valuation	92,842,472	Total	675,636.92
		State Equalization Ratio	65.14		

0330

Population 1980 **7,941**
 Population 1983 **7,981**
 S & P Rating
 Moody Rating

General Tax Rate Per \$100. **2.59**
 State Equalized Tax Rate **2.29**

RIVERSIDE TOWNSHIP – BURLINGTON CO.
Form of Government:
Township Committee
Number of Members on Governing Body – 5

PER CAPITA:
 Gross Debt **123.98**
 Net Debt **61.33**
 Debt Service **5.61**
 Total Tax Levy **364.15**
 Municipal Expenditures **218.19**

PER CENT:
 Gross Debt **.82**
 Net Debt **.41**
 Tax Levy Collected **93.04**
 Tax Levy Cancelled, Abated or Adjusted **.15**

EXPENDITURES		REVENUES-REALIZED		1983 PROPERTY TAX	
GENERAL GOVERNMENT				STATE EQUALIZED TAX RATE 1.42	
Governing Body & Public Boards		1983 Property Taxes Collected	2,703,140.10	Local District School Taxes	1,796,426.00
Municipal Clerk	44,859.00	1983 Payments in Lieu of Taxes		Regional & Consolidated School Tax	
Financial Administration	11,220.00	Delinquent Tax & Lien Collections	203,696.05	School Taxes in Municipal Budget	
Assessment of Taxes	18,662.00	Business Personalty Replacement Taxes	177,822.96	County Taxes	.63 790,907.75
Collection of Taxes	10,512.00	Taxes from Public Utilities	513,534.00	County Library Taxes	.03 44,094.13
Planning, Housing & Development		Other Miscellaneous Tax Revenues		Local Municipal Purpose Taxes	.21 262,100.00
Human Resources		State Aid Revenues	58,751.44	Veteran & Senior Citizen Taxes	146,340.00
Elections		Federal Aid Revenues	50,723.00	Total Taxes for Rate Computation	2.29 3,039,867.88
General Administration (other)	179,128.00	State and Local Fiscal Assistance Act Utilized		Special District Taxes	
JUDICIARY		Sale of Acquired Property		Bank Corp. Taxes	1,009.03
Municipal Courts	21,500.00	Other Miscellaneous Revenues	272,529.46	Added and Omitted Taxes	11,705.80
PUBLIC SAFETY		Total	3,980,197.01	Total Taxes Levied - ABSTRACT	2,906,242.71
Fire Protection	59,300.00	Prior Years Surplus Appropriated	690,600.00	Total Taxes Billed	2,905,233.68
Police Protection	327,321.98	REVENUES TOTAL	4,670,797.01	1983 TAXES COLLECTED	2,703,140.10
Civil Defense & Disaster Control	300.00	Reserve For Uncollected Taxes	314,900.00	1983 Taxes Cancelled, Abated or Adjusted	4,301.52
Environmental Inspection & Control	10,300.00			Transfer to Tax Title Liens or Foreclosed	
Other Public Safety		CAPITAL OUTLAY TOTAL	222,084.23	Balance Outstanding Dec. 31, 1983	197,792.06
PUBLIC WORKS				PRIOR YEARS TAXES OUTSTANDING	
Streets and Drainage	212,514.00	Public Enterprises		Balance January 1, 1983	213,710.10
Sewers and Sewage Processing	143,157.00	Recreation—Culture	66,460.24	Collected in 1983	195,191.52
Garbage and Trash Disposal	34,850.00	Public Works	153,626.31	Cancelled, Abated or Adjusted 1983	313.47
Public Buildings and Grounds		Buildings and Grounds	1,997.68	Transfers to Tax Title Liens or Foreclosed	
Other Public Works		Library and Education		Balance December 31, 1983	18,205.11
HEALTH and WELFARE		Conservation		TAX TITLE LIENS OUTSTANDING	
Health Services Except Environmental	10,510.00	All Other		Balance January 1, 1983	10,020.98
Welfare-Public Assistance	14,325.00			Transfer From Taxes	
Hospitals, Clinics, First Aid		CAPITAL DEBT AUTHORIZED, DECEMBER 31, 1983		Redeemed in 1983	8,504.53
Animal, Insect, & Rodent Control	500.00	ISSUED AND UNISSUED GROSS DEBT NET DEBT		Cancelled, Abated or Adjusted (1983)	
Other Welfare Services		School	500,000	Transfers to Foreclosed Property	
RECREATION and CONSERVATION		Self-liquidating	489,500	Balance December 31, 1983	1,516.45
Beaches and Boardwalks	14,750.00	Other	989,500	PROPERTY ACQUIRED BY DEED OR	
Parks, Playgrounds, Shade Trees		Total	489,500	FORECLOSURE	
Land Reclamation & Conservation	4,200.00			Balance January 1, 1983	7,980.00
Other Recreational Services		ISSUED AND OUTSTANDING		Transfers From Taxes or Liens	
EDUCATION (excluding schools)		School	500,000.00	Sale for Cash (1983)	
Libraries	18,000.00	Self-Liquidating	160,000.00	Cancelled, Abated or Adjusted (1983)	
Other Educational Services		Other	660,000.00	Balance December 31, 1983	7,980.00
STATUTORY EXPENDITURES		Total	120,312,808	CURRENT FINANCES DECEMBER 31, 1983	
Pensions & F. I. C. A.	93,519.80	EQUALIZED VALUATION BASIS		ASSETS	
Employee Fringe Benefits	31,700.00	FOR NET DEBT COMPUTATION		Cash Dec. 31, 1983	2,149,360.89
Other Statutory Expenditures	5,600.00	REAL PROPERTY VALUATIONS		Taxes Receivable	215,997.17
CETA And Other Public Employment Programs		Code Class # of Parcels % VAL'N		Tax Title Liens	1,516.45
MUNICIPAL FUNCTIONS TOTAL	1,266,728.78	1 Vacant Land 136 1.05	1,142,800.00	Foreclosed Property	7,980.00
CAPITAL IMPROVEMENTS *MEMO*	10,000.00	2 Residential 2330 80.50	87,425,000.00	Emergencies & Other Deferred Charges	11,000.00
DEBT SERVICE		3 Farm	10,468,000.00	State and Federal Aid Receivable	1,405.57
Principal Payments	35,000.00	4a Commercial 157 9.64	6,172,300.00	Other Receivables	63,647.18
Interest Payments	9,750.00	4b Industrial 24 5.68	3,398,700.00	Total	2,450,907.26
		4c Apartments 16 3.13	108,606,800.00	LIABILITIES, RESERVES, AND SURPLUS	
DEFERRED CHARGES	114,950.11	Total 2663		Cash Liabilities	1,038,636.57
SCHOOL, COUNTY, SPECIAL DISTRICT TAXES	2,631,427.88	Land Area 1.54 Sq. Miles	111,786,129	Reserves for Receivables	289,140.80
RESERVE FOR UNCOLLECTED TAXES	314,900.00	Net Valuation Taxable-Municipal	131,936,345	Surplus Dec. 31, 1983	1,123,129.89
EXPENDITURES TOTAL	4,372,762.77	Net Valuation Taxable-County	126,101,692	Total	2,450,907.26
		State Equalized Valuation	88.36		
		State Equalization Ratio			

0331
Population 1980 3,068
Population 1983 3,001
S & P Rating
Moody Rating BAA1

General Tax Rate Per \$100. 3.65
State Equalized Tax Rate 2.56

RIVERTON BOROUGH – BURLINGTON CO.
Form of Government:
Borough Council
Number of Members on Governing Body – 6

PER CAPITA:
Gross Debt 254.74
Net Debt 231.23
Debt Service 38.29
Total Tax Levy 553.03
Municipal Expenditures 282.49
PER CENT:
Gross Debt 1.29
Net Debt 1.17
Tax Levy Collected 98.38
Tax Levy Cancelled, Abated or Adjusted .02

EXPENDITURES		REVENUES-REALIZED		1983 PROPERTY TAX	
GENERAL GOVERNMENT		1983 Property Taxes Collected		STATE EQUALIZED TAX RATE	
Governing Body & Public Boards			1,630,970.65	Local District School Taxes	1.48
Municipal Clerk				Regional & Consolidated School Tax	
Financial Administration	20,750.00	1983 Payments in Lieu of Taxes	26,040.24	School Taxes in Municipal Budget	
Assessment of Taxes	3,800.00	Delinquent Tax & Lien Collections	15,291.92	County Taxes	.57
Collection of Taxes	7,200.00	Business Personalty Replacement Taxes	161,219.00	County Library Taxes	.03
Planning, Housing & Development	11,085.00	Taxes from Public Utilities	29,398.06	Local Municipal Purpose Taxes	.49
Human Resources		Other Miscellaneous Tax Revenues	12,382.58	Veteran & Senior Citizen Taxes	
Elections		State Aid Revenues	250,187.87	Total Taxes for Rate Computation	2.57
General Administration (other)	78,755.69	Federal Aid Revenues	65,000.00	Special District Taxes	
JUDICIARY	4,740.00	State and Local Fiscal Assistance Act Utilized	2,125,490.32	Bank Corp. Taxes	1,961.84
Municipal Courts		Sale of Acquired Property	67,298.35	Added and Omitted Taxes	1,897.11
PUBLIC SAFETY		Other Miscellaneous Revenues	203,986.89	Total Taxes Levied - ABSTRACT	1,659,629.11
Fire Protection	39,745.00			Total Taxes Billed	1,657,747.07
Police Protection	147,378.39	Prior Years Surplus Appropriated	65,000.00	1983 TAXES COLLECTED	1,630,970.65
Civil Defense & Disaster Control	20.00	REVENUES	2,190,490.32	1983 Taxes Cancelled, Abated or Adjusted	383.87
Environmental Inspection & Control	2,500.00	Reserve For Uncollected Taxes	67,298.35	Transfer to Tax Title Liens or Foreclosed	1,720.56
Other Public Safety		CAPITAL OUTLAY	TOTAL	Balance Outstanding Dec. 31, 1983	24,671.99
PUBLIC WORKS				PRIOR YEARS TAXES OUTSTANDING	
Streets and Drainage	75,180.00	Public Enterprises		Balance January 1, 1983	26,040.24
Sewers and Sewage Processing	62,315.00	Recreation—Culture		Collected in 1983	26,040.24
Garbage and Trash Disposal	89,837.70	Public Works	203,986.89	Cancelled, Abated or Adjusted 1983	
Public Buildings and Grounds	100.00	Buildings and Grounds		Transfers to Tax Title Liens or Foreclosed	
Other Public Works	13,950.00	Library and Education		Balance December 31, 1983	
HEALTH and WELFARE		Conservation		TAX TITLE LIENS OUTSTANDING	
Health Services Except Environmental	400.00	All Other		Balance January 1, 1983	2,155.25
Welfare-Public Assistance	1,430.00	CAPITAL DEBT AUTHORIZED, DECEMBER 31, 1983		Transfer From Taxes	1,720.56
Hospitals, Clinics, First Aid		ISSUED AND UNISSUED	GROSS DEBT	Redeemed in 1983	
Animal, Insect, & Rodent Control		School	70,000	Cancelled, Abated or Adjusted (1983)	
Other Welfare Services		Self-liquidating	694,467	Transfers to Foreclosed Property	
RECREATION and CONSERVATION		Other	693,911	Balance December 31, 1983	3,875.81
Beaches and Boardwalks		Total	764,467	PROPERTY ACQUIRED BY DEED OR FORECLOSURE	
Parks, Playgrounds, Shade Trees	13,800.00			Balance January 1, 1983	2,300.00
Land Reclamation & Conservation		ISSUED AND OUTSTANDING		Transfers From Taxes or Liens	
Other Recreational Services	7,425.00	School	70,000.00	Sale for Cash (1983)	
EDUCATION (excluding schools)		Self-Liquidating	694,467.62	Cancelled, Abated or Adjusted (1983)	
Libraries	4,800.00	Other	764,467.62	Balance December 31, 1983	2,300.00
Other Educational Services		Total		CURRENT FINANCES DECEMBER 31, 1983	
STATUTORY EXPENDITURES		EQUALIZED VALUATION BASIS FOR NET DEBT COMPUTATION	59,454,008	ASSETS	
Pensions & F. I. C. A.	37,455.00	REAL PROPERTY VALUATIONS		Cash Dec. 31, 1983	749,613.28
Employee Fringe Benefits	13,521.09	Code Class # of Parcels % VAL'N	ASSESSED VALUATION	Taxes Receivable	24,671.99
Other Statutory Expenditures	1,000.00	1 Vacant Land 39 .78	351,150.00	Tax Title Liens	3,875.81
CETA And Other Public Employment Programs		2 Residential 861 90.32	40,548,400.00	Foreclosed Property	2,300.00
MUNICIPAL FUNCTIONS	TOTAL	3 Farm		Emergencies & Other Deferred Charges	20,137.80
CAPITAL IMPROVEMENTS	*MEMO*	4a Commercial 40 5.44	2,441,150.00	State and Federal Aid Receivable	
DEBT SERVICE		4b Industrial 1 .62	277,700.00	Other Receivables	12,253.38
Principal Payments	50,000.00	4c Apartments 10 2.84	1,274,000.00	Total	812,852.26
Interest Payments	64,902.64	Total 951	44,892,400.00	LIABILITIES, RESERVES, AND SURPLUS	
DEFERRED CHARGES		Land Area .70 Sq. Miles		Cash Liabilities	554,969.54
SCHOOL, COUNTY, SPECIAL DISTRICT TAXES	28,366.19	Net Valuation Taxable-Municipal	45,328,493	Reserves for Receivables	43,101.18
RESERVE FOR UNCOLLECTED TAXES	1,341,425.37	Net Valuation Taxable-County	61,090,311	Surplus Dec. 31, 1983	214,781.54
EXPENDITURES	TOTAL	State Equalized Valuation	64,321,677	Total	812,852.26
		State Equalization Ratio	70.27		

0254
Population 1980 5,603
Population 1983 5,515
S & P Rating
Moody Rating

General Tax Rate Per \$100.
2.15
State Equalized Tax Rate
1.52

ROCHELLE PARK TOWNSHIP - BERGEN CO.
Form of Government:
Township Committee
Number of Members on Governing Body - 5

PER CAPITA:
Gross Debt 129.70
Net Debt 118.82
Debt Service 41.47
Total Tax Levy 753.75
Municipal Expenditures 402.98
PER CENT:
Gross Debt .32
Net Debt .29
Tax Levy Collected 99.36
Tax Levy Cancelled, Abated or Adjusted

EXPENDITURES		REVENUES-REALIZED		1983 PROPERTY TAX	
GENERAL GOVERNMENT				STATE EQUALIZED TAX RATE	
Governing Body & Public Boards		1983 Property Taxes Collected	4,112,516.63	Local District School Taxes	.70
Municipal Clerk		1983 Payments in Lieu of Taxes	19,612.27	Regional & Consolidated School Tax	
Financial Administration	5,900.00	Delinquent Tax & Lien Collections	94,641.56	School Taxes in Municipal Budget	
Assessment of Taxes	26,287.00	Business Personalty Replacement Taxes	378,568.00	County Taxes	.35
Collection of Taxes	7,350.00	Taxes from Public Utilities		County Library Taxes	
Planning, Housing & Development	3,000.00	Other Miscellaneous Tax Revenues	47,492.91	Local Municipal Purpose Taxes	.47
Human Resources		State Aid Revenues	69,098.32	Veteran & Senior Citizen Taxes	
Elections		Federal Aid Revenues		Total Taxes for Rate Computation	1.52
General Administration (other)	237,486.74	State and Local Fiscal Assistance Act Utilized	182,346.15	Special District Taxes	
JUDICIARY		Sale of Acquired Property	4,904,275.84	Bank Corp. Taxes	17,944.58
Municipal Courts	24,520.00	Other Miscellaneous Revenues	315,000.00	Added and Omitted Taxes	12,443.34
PUBLIC SAFETY		Prior Years Surplus Appropriated	5,219,275.84	Total Taxes Levied - ABSTRACT	4,156,934.55
Fire Protection	68,203.60	REVENUES TOTAL	94,900.31	Total Taxes Billed	4,139,181.07
Police Protection	658,787.00	Reserve For Uncollected Taxes	84,897.58	1983 TAXES COLLECTED	4,112,516.63
Civil Defense & Disaster Control	1,025.00			1983 Taxes Cancelled, Abated or Adjusted	
Environmental Inspection & Control	23,275.00			Transfer to Tax Title Liens or Foreclosed	
Other Public Safety				Balance Outstanding Dec. 31, 1983	26,664.44
PUBLIC WORKS				PRIOR YEARS TAXES OUTSTANDING	
Streets and Drainage	185,107.00			Balance January 1, 1983	19,663.06
Sewers and Sewage Processing	248,020.00			Collected in 1983	19,612.27
Garbage and Trash Disposal	150,000.00			Cancelled, Abated or Adjusted 1983	
Public Buildings and Grounds	67,500.00			Transfers to Tax Title Liens or Foreclosed	
Other Public Works				Balance December 31, 1983	50.79
HEALTH and WELFARE				TAX TITLE LIENS OUTSTANDING	
Health Services Except Environmental	28,576.00			Balance January 1, 1983	
Welfare-Public Assistance	2,150.00			Transfer From Taxes	
Hospitals, Clinics, First Aid				Redeemed in 1983	
Animal, Insect, & Rodent Control	2,900.00			Cancelled, Abated or Adjusted (1983)	
Other Welfare Services				Transfers to Foreclosed Property	
RECREATION and CONSERVATION				Balance December 31, 1983	
Beaches and Boardwalks				PROPERTY ACQUIRED BY DEED OR	
Parks, Playgrounds, Shade Trees	5,650.00			FORECLOSURE	
Land Reclamation & Conservation				Balance January 1, 1983	5,850.00
Other Recreational Services	8,638.26			Transfers From Taxes or Liens	
EDUCATION (excluding schools)				Sale for Cash (1983)	
Libraries	2,000.00			Cancelled, Abated or Adjusted (1983)	
Other Educational Services				Balance December 31, 1983	5,850.00
STATUTORY EXPENDITURES				CURRENT FINANCES DECEMBER 31, 1983	
Pensions & F. I. C. A.	127,107.50			ASSETS	
Employee Fringe Benefits				Cash Dec. 31, 1983	869,014.48
Other Statutory Expenditures	5,000.00			Taxes Receivable	26,715.23
CETA And Other Public Employment Programs				Tax Title Liens	
MUNICIPAL FUNCTIONS TOTAL	1,888,483.10			Foreclosed Property	5,850.00
CAPITAL IMPROVEMENTS *MEMO*	20,000.00			Emergencies & Other Deferred Charges	26,000.00
DEBT SERVICE				State and Federal Aid Receivable	
Principal Payments	185,775.00			Other Receivables	1,730.10
Interest Payments	42,927.41			Total	929,309.81
DEFERRED CHARGES	10,331.00			LIABILITIES, RESERVES, AND SURPLUS	
SCHOOL, COUNTY, SPECIAL DISTRICT TAXES	2,861,023.14			Cash Liabilities	384,764.36
RESERVE FOR UNCOLLECTED TAXES	94,900.31			Reserves for Receivables	34,295.33
EXPENDITURES TOTAL	5,083,439.96			Surplus Dec. 31, 1983	510,250.12
				Total	929,309.81

1434
Population 1980 6,852
Population 1983 6,766
S & P Rating
Moody Rating

General Tax Rate Per \$100. 4.47
State Equalized Tax Rate 2.36

ROCKAWAY BOROUGH - MORRIS COUNTY
Form of Government:
Borough Council
Number of Members on Governing Body - 6

PER CAPITA:
Gross Debt 259.95
Net Debt 92.27
Debt Service 18.76
Total Tax Levy 652.73
Municipal Expenditures 273.05
PER CENT:
Gross Debt 1.01
Net Debt .36
Tax Levy Collected 96.52
Tax Levy Cancelled, Abated or Adjusted .12

EXPENDITURES		REVENUES-REALIZED		1983 PROPERTY TAX	
GENERAL GOVERNMENT				STATE EQUALIZED TAX RATE	
Governing Body & Public Baards	10,900.00	1983 Property Taxes Collected	4,259,508.27	Local District School Taxes .95	1,773,567.00
Municipal Clerk		1983 Payments in Lieu of Taxes		Regional & Consolidated School Tax .59	1,098,501.19
Financial Administration	34,924.00	Delinquent Tax & Lien Collections	156,239.34	School Taxes in Municipal Budget	
Assessment of Taxes	10,400.00	Business Personalty Replacement Taxes	182,949.30	County Taxes .39	721,700.04
Collection of Taxes	15,935.00	Taxes from Public Utilities	280,557.00	County Library Taxes	
Planning, Housing & Development	15,725.00	Other Miscellaneous Tax Revenues		Local Municipal Purpose Taxes .43	801,538.08
Human Resources	2,840.00	State Aid Revenues	53,720.81	Veteran & Senior Citizen Taxes	63,700.00
Elections		Federal Aid Revenues		Total Taxes for Rate Computation 2.36	4,459,006.31
General Administration (other)	222,197.78	State and Local Fiscal Assistance Act Utilized	39,810.84	Special District Taxes	
JUDICIARY		Sole of Acquired Property		Bank Corp. Taxes	7,141.96
Municipal Courts	28,060.00	Other Miscellaneous Revenues	198,484.37	Added and Omitted Taxes	13,955.79
PUBLIC SAFETY		Total	5,171,269.93	Total Taxes Levied - ABSTRACT	4,416,404.06
Fire Protection	34,725.00	Prior Years Surplus Appropriated	340,000.00	Total Taxes Billed	4,412,892.35
Police Protection	346,425.00	REVENUES TOTAL	5,511,269.93	1983 TAXES COLLECTED	4,259,508.27
Civil Defense & Disaster Control		Reserve For Uncollected Taxes	261,963.68	1983 Taxes Cancelled, Abated or Adjusted	5,293.24
Environmental Inspection & Control	18,641.15	CAPITAL OUTLAY TOTAL	310,637.55	Transfer to Tax Title Liens or Foreclosed	38,293.99
Other Public Safety				Balance Outstanding Dec. 31, 1983	109,796.85
PUBLIC WORKS				PRIOR YEARS TAXES OUTSTANDING	
Streets and Drainage	185,450.30	Public Enterprises	10,390.29	Balance January 1, 1983	136,698.82
Sewers and Sewage Processing	45,535.75	Recreation—Culture	69,826.84	Collected in 1983	91,479.18
Garbage and Trash Disposal	138,910.00	Public Works	4,126.09	Cancelled, Abated or Adjusted 1983	
Public Buildings and Grounds	25,810.00	Buildings and Grounds	226,294.33	Transfers to Tax Title Liens or Foreclosed	3,733.24
Other Public Works	32,000.00	Library and Education		Balance December 31, 1983	41,486.40
HEALTH and WELFARE		Conservation		TAX TITLE LIENS OUTSTANDING	
Health Services Except Environmental	40,710.00	All Other		Balance January 1, 1983	85,748.40
Welfare-Public Assistance	5,975.00	CAPITAL DEBT AUTHORIZED, DECEMBER 31, 1983		Transfer From Taxes	42,748.34
Hospitals, Clinics, First Aid		ISSUED AND UNISSUED		Redeemed in 1983	64,760.16
Animal, Insect, & Rodent Control		School	313,136	Cancelled, Abated or Adjusted (1983)	
Other Welfare Services		Self-liquidating	821,425	Transfers to Foreclosed Property	
RECREATION and CONSERVATION		Other	624,286	Balance December 31, 1983	63,736.58
Beaches and Boardwalks		Total	1,758,847	PROPERTY ACQUIRED BY DEED OR	
Parks, Playgrounds, Shade Trees	600.00			FORECLOSURE	
Land Reclamation & Conservation		ISSUED AND OUTSTANDING		Balance January 1, 1983	6,025.00
Other Recreational Services	37,950.00	School	313,136.04	Transfers From Taxes or Liens	
EDUCATION (excluding schools)		Self-Liquidating	801,000.00	Sale for Cash (1983)	
Libraries	42,645.00	Other	508,250.00	Cancelled, Abated or Adjusted (1983)	
Other Educational Services		Total	1,622,386.04	Balance December 31, 1983	6,025.00
STATUTORY EXPENDITURES		EQUALIZED VALUATION BASIS		CURRENT FINANCES DECEMBER 31, 1983	
Pensions & F. I. C. A.	79,749.24	FOR NET DEBT COMPUTATION	173,652,726	ASSETS	
Employee Fringe Benefits	40,855.00	REAL PROPERTY VALUATIONS		Cash Dec. 31, 1983	778,930.13
Other Statutory Expenditures	6,000.00	Code Class # of Parcels % VAL'N	ASSESSED VALUATION	Taxes Receivable	151,283.25
CETA And Other Public Employment Programs		1 Vacant Land 172 2.55	2,486,200.00	Tax Title Liens	63,736.58
MUNICIPAL FUNCTIONS TOTAL	1,422,963.22	2 Residential 1646 62.12	60,612,600.00	Foreclosed Property	6,025.00
CAPITAL IMPROVEMENTS *MEMO*	6,075.00	3 Farm		Emergencies & Other Deferred Charges	372.15
DEBT SERVICE		4a Commercial 146 18.97	18,509,100.00	State and Federal Aid Receivable	
Principal Payments	100,000.00	4b Industrial 23 10.11	9,863,800.00	Other Receivables	14,631.83
Interest Payments	26,907.47	4c Apartments 25 6.25	6,102,900.00	Total	1,014,978.94
		Total 2012	97,574,600.00	LIABILITIES, RESERVES, AND SURPLUS	
DEFERRED CHARGES	35,607.18	Land Area 2.00 Sq. Miles		Cash Liabilities	153,917.44
SCHOOL, COUNTY, SPECIAL DISTRICT TAXES	3,593,768.23	Net Valuation Taxable-Municipal	98,420,281	Reserves for Receivables	235,676.66
RESERVE FOR UNCOLLECTED TAXES	261,963.68	Net Valuation Taxable-County	201,784,787	Surplus Dec. 31, 1983	625,384.84
EXPENDITURES TOTAL	5,441,209.78	State Equalized Valuation	185,825,185	Total	1,014,978.94
		State Equalization Ratio	52.75		

1435

Population 1980 19,850
 Population 1983 19,582
 S & P Rating A
 Moody Rating A

General Tax Rate Per \$100. 7.27
 State Equalized Tax Rate 2.63

ROCKAWAY TWP. - MORRIS CO.**Form of Government:****Mayor-Council Plan F (OMCL 50)****Number of Members on Governing Body - 9****PER CAPITA:**

Gross Debt 925.57
 Net Debt 727.77
 Debt Service 44.15
 Total Tax Levy 979.50
 Municipal Expenditures 397.87

PER CENT:

Gross Debt 2.79
 Net Debt 2.20
 Tax Levy Collected 96.30
 Tax Levy Cancelled, Abated or Adjusted .47

EXPENDITURES		REVENUES-REALIZED		1983 PROPERTY TAX	
GENERAL GOVERNMENT				STATE EQUALIZED TAX RATE .99	
Governing Body & Public Boards		1983 Property Taxes Collected	18,467,652.52	Local District School Taxes	7,130,180.00
Municipal Clerk		1983 Payments in Lieu of Taxes		Regional & Consolidated School Tax	4,114,718.19
Financial Administration	56,296.00	Delinquent Tax & Lien Collections	444,687.21	School Taxes in Municipal Budget	
Assessment of Taxes	57,806.00	Business Personalty Replacement Taxes	287,109.08	County Taxes	2,613,023.75
Collection of Taxes	76,456.00	Taxes from Public Utilities	749,165.00	County Library Taxes	98,176.84
Planning, Housing & Development	44,015.00	Other Miscellaneous Tax Revenues		Local Municipal Purpose Taxes	5,065,482.00
Human Resources		State Aid Revenues	171,194.12	Veteran & Senior Citizen Taxes	125,750.00
Elections	3,940.00	Federal Aid Revenues		Total Taxes for Rate Computation	19,147,330.78
General Administration (other)	888,847.84	State and Local Fiscal Assistance Act Utilized	234,971.00	Special District Taxes	
JUDICIARY		Sale of Acquired Property	620,272.37	Bank Corp. Taxes	6,079.59
Municipal Courts	104,655.90	Other Miscellaneous Revenues		Added and Omitted Taxes	152,842.62
PUBLIC SAFETY		Total	20,975,051.30	Total Taxes Levied - ABSTRACT	19,180,502.99
Fire Protection	279,200.00	Prior Years Surplus Appropriated		Total Taxes Billed	19,176,241.58
Police Protection	1,410,724.19	REVENUES TOTAL	20,975,051.30	1983 TAXES COLLECTED	18,467,652.52
Civil Defense & Disaster Control	5,140.00	Reserve For Uncollected Taxes	699,335.00	1983 Taxes Cancelled, Abated or Adjusted	89,402.83
Environmental Inspection & Control	158,189.00	CAPITAL OUTLAY TOTAL	1,703,162.22	Transfer to Tax Title Liens or Foreclosed	271,579.70
Other Public Safety		Public Enterprises	54,041.68	Balance Outstanding Dec. 31, 1983	347,606.53
PUBLIC WORKS		Recreation—Culture	106,472.77	PRIOR YEARS TAXES OUTSTANDING	
Streets and Drainage	892,820.00	Public Works	426,738.07	Balance January 1, 1983	650,878.90
Sewers and Sewage Processing	15,469.00	Buildings and Grounds	1,068,176.91	Collected in 1983	400,220.86
Garbage and Trash Disposal	42,775.00	Library and Education	47,732.79	Cancelled, Abated or Adjusted 1983	
Public Buildings and Grounds	45,930.00	Conservation		Transfers to Tax Title Liens or Foreclosed	88,445.07
Other Public Works	118,967.00	All Other		Balance December 31, 1983	162,212.97
HEALTH and WELFARE		CAPITAL DEBT AUTHORIZED, DECEMBER 31, 1983		TAX TITLE LIENS OUTSTANDING	
Health Services Except Environmental	361,993.00	ISSUED AND UNISSUED		Balance January 1, 1983	662,297.24
Welfare-Public Assistance	6,296.00	School	3,358,819	Transfer From Taxes	364,661.05
Hospitals, Clinics, First Aid		Self-liquidating	924,326	Redeemed in 1983	44,466.35
Animal, Insect, & Rodent Control	7,121.00	Other	13,841,312	Cancelled, Abated or Adjusted (1983)	
Other Welfare Services		Total	18,124,457	Transfers to Foreclosed Property	90,446.15
RECREATION and CONSERVATION		ISSUED AND OUTSTANDING		Balance December 31, 1983	892,045.79
Beaches and Boardwalks		School	3,358,819.15	PROPERTY ACQUIRED BY DEED OR FORECLOSURE	
Parks, Playgrounds, Shade Trees	104,000.00	Self-liquidating	699,965.00	Balance January 1, 1983	375,288.03
Land Reclamation & Conservation	7,253.00	Other	12,711,962.00	Transfers From Taxes or Liens	104,011.97
Other Recreational Services	144,009.00	Total	16,770,746.15	Sole for Cash (1983)	
EDUCATION (excluding schools)		EQUALIZED VALUATION BASIS FOR NET DEBT COMPUTATION	649,072,279	Cancelled, Abated or Adjusted (1983)	
Libraries	174,475.00	REAL PROPERTY VALUATIONS		Balance December 31, 1983	479,300.00
Other Educational Services	995.00	Code Class # of Parcels % VAL'N		CURRENT FINANCES DECEMBER 31, 1983	
STATUTORY EXPENDITURES		1 Vacant Land 1376 9.36		ASSETS	
Pensions & F. I. C. A.	421,706.58	2 Residential 5855 59.06		Cash Dec. 31, 1983	875,755.97
Employee Fringe Benefits	235,551.00	3 Farm 13 .04		Taxes Receivable	509,819.50
Other Statutory Expenditures	20,000.00	4a Commercial 113 19.20		Tax Title Liens	892,045.79
CETA And Other Public Employment Programs		4b Industrial 23 9.41		Foreclosed Property	479,300.00
MUNICIPAL FUNCTIONS		4c Apartments 10 2.93		Emergencies & Other Deferred Charges	86,921.35
CAPITAL IMPROVEMENTS *MEMO*	33,000.00	Total 7390		State and Federal Aid Receivable	605.76
DEBT SERVICE		Land Area 42.35 Sq. Miles		Other Receivables	138,793.04
Principal Payments	289,387.00	Net Valuation Taxable-Municipal	261,669,861	Total	2,983,241.41
Interest Payments	575,140.25	Net Valuation Taxable-County	760,094,886	LIABILITIES, RESERVES, AND SURPLUS	
DEFERRED CHARGES		State Equalized Valuation	719,163,893	Cash Liabilities	725,312.42
SCHOOL, COUNTY, SPECIAL DISTRICT TAXES	542,504.24	State Equalization Ratio 36.23		Reserves for Receivables	2,019,958.33
RESERVE FOR UNCOLLECTED TAXES	13,956,098.78			Surplus Dec. 31, 1983	237,970.66
EXPENDITURES TOTAL	21,747,095.78			Total	2,983,241.41

0255
Population 1980 192
Population 1983 196
S & P Rating
Moody Rating A1

General Tax Rate Per \$100. .77
State Equalized Tax Rate .68

ROCKLEIGH BOROUGH - BERGEN COUNTY
Form of Government:
Borough Council
Number of Members on Governing Body - 6

PER CAPITA:
Gross Debt 4,048.98
Net Debt 4,048.98
Debt Service 489.16
Total Tax Levy 3,210.67
Municipal Expenditures 2,048.91

PER CENT:
Gross Debt .90
Net Debt .90
Tax Levy Collected 98.98
Tax Levy Cancelled, Abated or Adjusted

EXPENDITURES		REVENUES-REALIZED		1983 PROPERTY TAX	
GENERAL GOVERNMENT				STATE EQUALIZED TAX RATE .08	
Governing Body & Public Boards		1983 Property Taxes Collected	626,436.67	Local District School Taxes	75,094.37
Municipal Clerk		1983 Payments in Lieu of Taxes	6,672.46	Regional & Consolidated School Tax	
Financial Administration	3,200.00	Delinquent Tax & Lien Collections	39,203.08	School Taxes in Municipal Budget	
Assessment of Taxes	3,100.00	Business Personalty Replacement Taxes	60,413.00	County Taxes	340,436.22
Collection of Taxes	5,000.00	Taxes from Public Utilities		County Library Taxes	
Planning, Housing & Development		Other Miscellaneous Tax Revenues		Local Municipal Purpose Taxes	213,747.33
Human Resources		State Aid Revenues		Veteran & Senior Citizen Taxes	2,200.00
Elections		Federal Aid Revenues		Total Taxes for Rate Computation	631,477.92
General Administration (other)	51,450.00	State and Local Fiscal Assistance Act Utilized	8,408.12	Special District Taxes	
JUDICIARY		Sole of Acquired Property		Bank Corp. Taxes	
Municipal Courts	650.00	Other Miscellaneous Revenues	27,713.88	Added and Omitted Taxes	12.84
PUBLIC SAFETY		Total	768,907.21	Total Taxes Levied - ABSTRACT	629,290.76
Fire Protection	26,422.20	Prior Years Surplus Appropriated	64,000.00	Total Taxes Billed	632,910.06
Police Protection	104,996.00	REVENUES TOTAL	832,907.21	1983 TAXES COLLECTED	626,436.67
Civil Defense & Disaster Control		Reserve For Uncollected Taxes	22,009.45	1983 Taxes Cancelled, Abated or Adjusted	
Environmental Inspection & Control	8,332.43	CAPITAL OUTLAY TOTAL	5,546.30	Transfer to Tax Title Liens or Foreclosed	
Other Public Safety				Balance Outstanding Dec. 31, 1983	6,473.39
PUBLIC WORKS				PRIOR YEARS TAXES OUTSTANDING	
Streets and Drainage	22,977.02	Public Enterprises		Balance January 1, 1983	6,818.01
Sewers and Sewage Processing		Recreation—Culture		Collected in 1983	6,672.46
Garbage and Trash Disposal	12,425.00	Public Works	5,546.30	Cancelled, Abated or Adjusted 1983	
Public Buildings and Grounds	17,823.00	Buildings and Grounds		Transfers to Tax Title Liens or Foreclosed	
Other Public Works		Library and Education		Balance December 31, 1983	145.55
HEALTH and WELFARE		Conservation		TAX TITLE LIENS OUTSTANDING	
Health Services Except Environmental	5,440.00	All Other		Balance January 1, 1983	
Welfare-Public Assistance		CAPITAL DEBT AUTHORIZED, DECEMBER 31, 1983		Transfer From Taxes	
Hospitals, Clinics, First Aid	500.00	ISSUED AND UNISSUED		Redeemed in 1983	
Animal, Insect, & Rodent Control	850.00	School		Cancelled, Abated or Adjusted (1983)	
Other Welfare Services		Self-liquidating	793,600	Transfers to Foreclosed Property	
RECREATION and CONSERVATION		Other	793,600	Balance December 31, 1983	
Beaches and Boardwalks		Total	793,600	PROPERTY ACQUIRED BY DEED OR	
Parks, Playgrounds, Shade Trees	300.00			FORECLOSURE	
Land Reclamation & Conservation		ISSUED AND OUTSTANDING		Balance January 1, 1983	
Other Recreational Services	1,200.00	School		Transfers From Taxes or Liens	
EDUCATION (excluding schools)		Self-Liquidating	670,000.00	Sale for Cash (1983)	
Libraries	200.00	Other	670,000.00	Cancelled, Abated or Adjusted (1983)	
Other Educational Services	500.00	Total	670,000.00	Balance December 31, 1983	
STATUTORY EXPENDITURES		EQUALIZED VALUATION BASIS		CURRENT FINANCES DECEMBER 31, 1983	
Pensions & F. I. C. A.	2,597.05	FOR NET DEBT COMPUTATION	88,042,337	ASSETS	
Employee Fringe Benefits		REAL PROPERTY VALUATIONS		Cash Dec. 31, 1983	199,932.29
Other Statutory Expenditures	150.00	Code Class # of Parcels % VAL'N		Taxes Receivable	6,618.94
CETA And Other Public Employment Programs		1 Vacant Land 23 2.57	2,091,800.00	Tax Title Liens	
MUNICIPAL FUNCTIONS TOTAL	268,112.70	2 Residential 53 12.28	10,012,900.00	Foreclosed Property	
CAPITAL IMPROVEMENTS *MEMO*	10,000.00	3 Farm		Emergencies & Other Deferred Charges	4,253.70
DEBT SERVICE		4a Commercial 5 6.30	5,133,200.00	State and Federal Aid Receivable	
Principal Payments	60,000.00	4b Industrial 14 78.86	64,297,800.00	Other Receivables	38,939.85
Interest Payments	35,874.94	4c Apartments		Total	249,744.78
DEFERRED CHARGES	15,589.14	Total 95	81,535,700.00	LIABILITIES, RESERVES, AND SURPLUS	
SCHOOL, COUNTY, SPECIAL DISTRICT TAXES	415,530.59	Land Area 1.00 Sq. Miles	82,194,445	Cash Liabilities	102,617.61
RESERVE FOR UNCOLLECTED TAXES	22,009.45	Net Valuation Taxable-Municipal	92,396,380	Reserves for Receivables	45,558.79
EXPENDITURES TOTAL	817,116.82	Net Valuation Taxable-County	92,313,084	Surplus Dec. 31, 1983	101,568.38
		State Equalized Valuation	88.96	Total	249,744.78

1817
Population 1980 717
Population 1983 717
S & P Rating
Moody Rating

General Tax Rate Per \$100. 1.54
State Equalized Tax Rate 1.50

ROCKY HILL BOROUGH – SOMERSET CO.
Form of Government:
Borough Council
Number of Members on Governing Body – 6

PER CAPITA:
Gross Debt 400.21
Net Debt 396.03
Debt Service 52.72
Total Tax Levy 620.54
Municipal Expenditures 355.97

PER CENT:
Gross Debt 1.05
Net Debt 1.04
Tax Levy Collected 95.81
Tax Levy Cancelled, Abated or Adjusted

EXPENDITURES		REVENUES-REALIZED		1983 PROPERTY TAX	
GENERAL GOVERNMENT				STATE EQUALIZED TAX RATE .78	
Governing Body & Public Boards		1983 Property Taxes Collected	413,149.57	Local District School Taxes	221,012.00
Municipal Clerk		1983 Payments in Lieu of Taxes		Regional & Consolidated School Tax	
Financial Administration	6,500.00	Delinquent Tax & Lien Collections	27,767.73	School Taxes in Municipal Budget	
Assessment of Taxes	2,095.00	Business Personalty Replacement Taxes	26,014.44	County Taxes	147,609.43
Collection of Taxes	5,861.00	Taxes from Public Utilities	55,645.00	County Library Taxes	11,492.63
Planning, Housing & Development	8,800.00	Other Miscellaneous Tax Revenues		Local Municipal Purpose Taxes	47,650.00
Human Resources		State Aid Revenues	6,168.40	Veteran & Senior Citizen Taxes	6,900.00
Elections	400.00	Federal Aid Revenues		Total Taxes for Rate Computation	434,664.06
General Administration (other)	30,951.00	State and Local Fiscal Assistance Act Utilized	2,708.00	Special District Taxes	
JUDICIARY		Sale of Acquired Property		Bank Corp. Taxes	13,973.01
Municipal Courts	2,886.00	Other Miscellaneous Revenues	31,901.11	Added and Omitted Taxes	3,191.00
PUBLIC SAFETY		Total	563,354.25	Total Taxes Levied - ABSTRACT	444,928.07
Fire Protection	9,510.00	Prior Years Surplus Appropriated	98,032.00	Total Taxes Billed	431,203.12
Police Protection	5,011.00	REVENUES TOTAL	661,386.25	1983 TAXES COLLECTED	413,149.57
Civil Defense & Disaster Control	75.00	Reserve For Uncollected Taxes	38,312.00	1983 Taxes Cancelled, Abated or Adjusted	
Environmental Inspection & Control	5,585.00	CAPITAL OUTLAY TOTAL	139,345.44	Transfer to Tax Title Liens or Foreclosed	
Other Public Safety				Balance Outstanding Dec. 31, 1983	18,053.55
PUBLIC WORKS		Public Enterprises	135,995.44	PRIOR YEARS TAXES OUTSTANDING	
Streets and Drainage	14,300.00	Recreation—Culture		Balance January 1, 1983	27,484.94
Sewers and Sewage Processing	22,489.00	Public Works	3,350.00	Collected in 1983	27,093.22
Garbage and Trash Disposal	10,337.00	Buildings and Grounds		Cancelled, Abated or Adjusted 1983	
Public Buildings and Grounds		Library and Education		Transfers to Tax Title Liens or Foreclosed	
Other Public Works		Conservation		Balance December 31, 1983	391.72
HEALTH and WELFARE		All Other		TAX TITLE LIENS OUTSTANDING	
Health Services Except Environmental	1,665.00	CAPITAL DEBT AUTHORIZED, DECEMBER 31, 1983		Balance January 1, 1983	674.51
Welfare-Public Assistance	127.00	ISSUED AND UNISSUED GROSS DEBT NET DEBT		Transfer From Taxes	
Hospitals, Clinics, First Aid		School	212,750	Redeemed in 1983	674.51
Animal, Insect, & Rodent Control	100.00	Self-liquidating	74,200	Cancelled, Abated or Adjusted (1983)	
Other Welfare Services		Other	74,200	Transfers to Foreclosed Property	
RECREATION and CONSERVATION		Total	286,950	Balance December 31, 1983	
Beaches and Boardwalks		ISSUED AND OUTSTANDING		PROPERTY ACQUIRED BY DEED OR FORECLOSURE	
Parks, Playgrounds, Shade Trees		School		Balance January 1, 1983	
Land Reclamation & Conservation		Self-Liquidating	211,850.00	Transfers From Taxes or Liens	
Other Recreational Services	5,235.00	Other	74,200.00	Sale for Cash (1983)	
EDUCATION (excluding schools)		Total	286,050.00	Cancelled, Abated or Adjusted (1983)	
Libraries	2,000.00	EQUALIZED VALUATION BASIS FOR NET DEBT COMPUTATION	27,411,571	Balance December 31, 1983	
Other Educational Services		REAL PROPERTY VALUATIONS		CURRENT FINANCES DECEMBER 31, 1983	
STATUTORY EXPENDITURES		Code Class # of Parcels % VAL'N ASSESSED VALUATION		ASSETS	
Pensions & F. I. C. A.	2,800.00	1 Vacant Land 21 1.92 529,800.00		Cash Dec. 31, 1983	235,237.10
Employee Fringe Benefits		2 Residential 229 85.17 23,557,900.00		Taxes Receivable	18,445.27
Other Statutory Expenditures	300.00	3 Form 7 .12 33,300.00		Tax Title Liens	
CETA And Other Public Employment Programs		4a Commercial 12 5.40 1,494,000.00		Foreclosed Property	
MUNICIPAL FUNCTIONS TOTAL	138,027.00	4b Industrial 1 4.51 1,247,500.00		Emergencies & Other Deferred Charges	6,080.00
CAPITAL IMPROVEMENTS *MEMO*	10,000.00	4c Apartments 4 2.88 796,900.00		State and Federal Aid Receivable	
DEBT SERVICE		Total 274 27,659,400.00		Other Receivables	19,577.38
Principal Payments	28,700.00	Land Area .60 Sq. Miles		Total	279,339.75
Interest Payments	9,103.33	Net Valuation Taxable-Municipal	27,792,995	LIABILITIES, RESERVES, AND SURPLUS	
DEFERRED CHARGES	41,087.96	Net Valuation Taxable-County	29,367,959	Cash Liabilities	65,612.24
SCHOOL, COUNTY, SPECIAL DISTRICT TAXES	380,114.06	State Equalized Valuation	28,458,633	Reserves for Receivables	38,022.65
RESERVE FOR UNCOLLECTED TAXES	38,312.00	State Equalization Ratio	97.65	Surplus Dec. 31, 1983	175,704.86
EXPENDITURES TOTAL	635,344.35			Total	279,339.75

1341
Population 1980 835
Population 1983 908
S & P Rating
Moody Rating

General Tax Rate Per \$100. 4.95
State Equalized Tax Rate 3.03

ROOSEVELT BOROUGH - MONMOUTH CO.
Form of Government:
Borough Council
Number of Members on Governing Body - 6

PER CAPITA:
Gross Debt 370.45
Net Debt 370.45
Debt Service
Total Tax Levy 609.12
Municipal Expenditures 190.48

PER CENT:
Gross Debt 2.03
Net Debt 2.03
Tax Levy Collected 96.04
Tax Levy Cancelled, Abated or Adjusted

EXPENDITURES		REVENUES-REALIZED		1983 PROPERTY TAX	
GENERAL GOVERNMENT				STATE EQUALIZED TAX RATE →	
Governing Body & Public Boards		1983 Property Taxes Collected	531,164.80	Local District School Taxes 2.15	389,690.00
Municipal Clerk		1983 Payments in Lieu of Taxes		Regional & Consolidated School Tax	
Financial Administration	8,679.00	Delinquent Tax & Lien Collections	16,489.76	School Taxes in Municipal Budget	
Assessment of Taxes	2,199.00	Business Personalty Replacement Taxes	4,603.64	County Taxes .54 *	97,007.63
Collection of Taxes	7,030.00	Taxes from Public Utilities	51,337.00	County Library Taxes .02	3,569.16
Planning, Housing & Development	2,554.00	Other Miscellaneous Tax Revenues		Local Municipal Purpose Taxes .32	58,866.14
Human Resources		State Aid Revenues	10,053.46	Veteran & Senior Citizen Taxes	9,450.00
Elections		Federal Aid Revenues		Total Taxes for Rate Computation 3.03	558,582.95
General Administration (other)	44,293.30	State and Local Fiscal Assistance Act Utilized	3,349.36	Special District Taxes	
JUDICIARY		Sale of Acquired Property		Bank Corp. Taxes	3,944.35
Municipal Courts	1,700.00	Other Miscellaneous Revenues	15,518.32	Added and Omitted Taxes	
PUBLIC SAFETY		Total	632,516.34	Total Taxes Levied - ABSTRACT	553,077.30
Fire Protection	9,849.36	Prior Years Surplus Appropriated	30,000.00	Total Taxes Billed	553,088.89
Police Protection	13,400.00	REVENUES TOTAL	662,516.34	1983 TAXES COLLECTED	531,164.80
Civil Defense & Disaster Control	50.00	Reserve For Uncollected Taxes	24,000.00	1983 Taxes Cancelled, Abated or Adjusted	
Environmental Inspection & Control	2,246.00	CAPITAL OUTLAY TOTAL	3,770.00	Transfer to Tax Title Liens or Foreclosed	
Other Public Safety				Balance Outstanding Dec. 31, 1983	21,924.09
PUBLIC WORKS				PRIOR YEARS TAXES OUTSTANDING	
Streets and Drainage	19,420.00	Public Enterprises		Balance January 1, 1983	17,655.31
Sewers and Sewage Processing		Recreation—Culture		Collected in 1983	16,469.76
Garbage and Trash Disposal	22,500.00	Public Works		Cancelled, Abated or Adjusted 1983	
Public Buildings and Grounds	6,050.00	Buildings and Grounds	3,770.00	Transfers to Tax Title Liens or Foreclosed	
Other Public Works		Library and Education		Balance December 31, 1983	1,165.55
HEALTH and WELFARE		Conservation		TAX TITLE LIENS OUTSTANDING	
Health Services Except Environmental		All Other		Balance January 1, 1983	
Welfare-Public Assistance	500.00	CAPITAL DEBT AUTHORIZED, DECEMBER 31, 1983		Transfer From Taxes	
Hospitals, Clinics, First Aid		ISSUED AND UNISSUED GROSS DEBT NET DEBT		Redeemed in 1983	
Animal, Insect, & Rodent Control	800.00	School		Cancelled, Abated or Adjusted (1983)	
Other Welfare Services		Self-liquidating 336,366	336,366	Transfers to Foreclosed Property	
RECREATION and CONSERVATION		Other		Balance December 31, 1983	
Beaches and Boardwalks		Total 336,366	336,366	PROPERTY ACQUIRED BY DEED OR FORECLOSURE	
Parks, Playgrounds, Shade Trees	2,250.00	ISSUED AND OUTSTANDING		Balance January 1, 1983	
Land Reclamation & Conservation		School		Transfers From Taxes or Liens	
Other Recreational Services	700.00	Self-Liquidating	306,155.47	Sale for Cash (1983)	
EDUCATION (excluding schools)		Other		Cancelled, Abated or Adjusted (1983)	
Libraries	450.00	Total	306,155.47	Balance December 31, 1983	
Other Educational Services		EQUALIZED VALUATION BASIS FOR NET DEBT COMPUTATION	16,608,049	CURRENT FINANCES DECEMBER 31, 1983	
STATUTORY EXPENDITURES		REAL PROPERTY VALUATIONS		ASSETS	
Pensions & F. I. C. A.	2,500.00	Code Class # of Parcels % VAL'N	ASSESSED VALUATION	Cash Dec. 31, 1983	299,602.35
Employee Fringe Benefits		1 Vacant Land 28 3.34	368,420.00	Taxes Receivable	23,089.64
Other Statutory Expenditures	854.24	2 Residential 275 87.68	9,672,030.00	Tax Title Liens	
CETA And Other Public Employment Programs		3 Farm 18 4.51	496,770.00	Foreclosed Property	
MUNICIPAL FUNCTIONS TOTAL	148,024.90	4a Commercial 6 2.65	292,260.00	Emergencies & Other Deferred Charges	995.33
CAPITAL IMPROVEMENTS *MEMO*	1,000.00	4b Industrial 3 1.83	201,820.00	State and Federal Aid Receivable	
DEBT SERVICE		4c Apartments		Other Receivables	
Principal Payments		Total 330	11,031,300.00	Total	8,916.79
Interest Payments		Land Area 1.93 Sq. Miles		LIABILITIES, RESERVES, AND SURPLUS	
DEFERRED CHARGES	934.81	Net Valuation Taxable-Municipal	11,093,806	Cash Liabilities	167,893.58
SCHOOL, COUNTY, SPECIAL DISTRICT TAXES	490,266.81	Net Valuation Taxable-County	17,401,998	Reserves for Receivables	32,006.43
RESERVE FOR UNCOLLECTED TAXES	24,000.00	State Equalized Valuation	18,087,506	Surplus Dec. 31, 1983	132,704.10
EXPENDITURES TOTAL	663,226.52	State Equalization Ratio	61.20	Total	332,604.11

0718

Population 1980 5,330
 Population 1983 5,387
 S & P Rating
 Moody Rating

General Tax Rate Per \$100. 4.01
 State Equalized Tax Rate 2.39

ROSELAND BOROUGH - ESSEX COUNTY
Form of Government:
Borough Council
Number of Members on Governing Body - 6

PER CAPITA:
 Gross Debt 1,007.48
 Net Debt 470.23
 Debt Service 24.05
 Total Tax Levy 1,469.23
 Municipal Expenditures 499.67

PER CENT:
 Gross Debt 1.87
 Net Debt .87
 Tax Levy Collected 98.35
 Tax Levy Cancelled, Abated or Adjusted .21

EXPENDITURES		REVENUES-REALIZED		1983 PROPERTY TAX	
GENERAL GOVERNMENT				STATE EQUALIZED TAX RATE	
Governing Body & Public Boards		1983 Property Taxes Collected	7,787,430.41	Local District School Taxes .41	1,340,327.00
Municipal Clerk	13,515.00	1983 Payments in Lieu of Taxes		Regional & Consolidated School Tax .57	1,879,452.29
Financial Administration	24,964.00	Delinquent Tax & Lien Collections	171,770.20	School Taxes in Municipal Budget	
Assessment of Taxes	16,799.00	Business Personalty Replacement Taxes	162,787.20	County Taxes 1.10	3,600,966.76
Collection of Taxes	39,892.00	Taxes from Public Utilities	634,419.00	County Library Taxes	
Planning, Housing & Development	3,500.00	Other Miscellaneous Tax Revenues		Local Municipal Purpose Taxes .30	993,879.16
Human Resources	1,100.00	State Aid Revenues	31,044.22	Veteran & Senior Citizen Taxes	34,200.00
Elections	292,009.00	Federal Aid Revenues	15,608.00	Total Taxes for Rate Computation 2.38	7,848,825.21
General Administration (other)		State and Local Fiscal Assistance Act Utilized		Special District Taxes	
JUDICIARY		Sale of Acquired Property	418,960.73	Bank Corp. Taxes	6,601.14
Municipal Courts	48,894.00	Other Miscellaneous Revenues	600,000.00	Added and Omitted Taxes	93,528.44
PUBLIC SAFETY		Total	9,222,019.76	Total Taxes Levied - ABSTRACT	7,914,754.79
Fire Protection	51,860.00	Prior Years Surplus Appropriated	600,000.00	Total Taxes Billed	7,918,209.36
Police Protection	689,973.00	REVENUES TOTAL	9,822,019.76	1983 TAXES COLLECTED	7,787,430.41
Civil Defense & Disaster Control	3,650.00	Reserve For Uncollected Taxes	310,148.05	1983 Taxes Cancelled, Abated or Adjusted	16,240.50
Environmental Inspection & Control	49,004.00			Transfer to Tax Title Liens or Foreclosed	481.20
Other Public Safety	93,355.00			Balance Outstanding Dec. 31, 1983	114,057.25
PUBLIC WORKS		CAPITAL OUTLAY TOTAL	1,163,183.62	PRIOR YEARS TAXES OUTSTANDING	
Streets and Drainage	189,500.00	Public Enterprises	1,030,639.80	Balance January 1, 1983	161,443.82
Sewers and Sewage Processing		Recreation—Culture	17,389.33	Collected in 1983	161,443.82
Garbage and Trash Disposal	192,000.00	Public Works	114,818.05	Cancelled, Abated or Adjusted 1983	
Public Buildings and Grounds	68,780.00	Buildings and Grounds	336.44	Transfers to Tax Title Liens or Foreclosed	
Other Public Works		Library and Education		Balance December 31, 1983	
HEALTH and WELFARE		Conservation		TAX TITLE LIENS OUTSTANDING	
Health Services Except Environmental	23,714.00	All Other		Balance January 1, 1983	15,218.50
Welfare-Public Assistance	6,500.00			Transfer From Taxes	481.20
Hospitals, Clinics, First Aid		CAPITAL DEBT AUTHORIZED, DECEMBER 31, 1983		Redeemed in 1983	10,326.38
Animal, Insect, & Rodent Control	1,000.00	ISSUED AND UNISSUED		Cancelled, Abated or Adjusted (1983)	
Other Welfare Services		School	1,541,043	Transfers to Foreclosed Property	
RECREATION and CONSERVATION		Self-liquidating	1,453,700	Balance December 31, 1983	5,373.32
Beaches and Boardwalks		Other	2,432,563	PROPERTY ACQUIRED BY DEED OR	
Parks, Playgrounds, Shade Trees	7,639.00	Total	5,427,306	FORECLOSURE	
Land Reclamation & Conservation	20,820.00	ISSUED AND OUTSTANDING		Balance January 1, 1983	247,200.00
Other Recreational Services	64,438.00	School	1,541,043.20	Transfers From Taxes or Liens	
EDUCATION (excluding schools)		Self-Liquidating	1,423,000.00	Sale for Cash (1983)	
Libraries	71,478.00	Other	1,297,200.00	Cancelled, Abated or Adjusted (1983)	
Other Educational Services		Total	4,261,243.20	Balance December 31, 1983	247,200.00
STATUTORY EXPENDITURES		EQUALIZED VALUATION BASIS		CURRENT FINANCES DECEMBER 31, 1983	
Pensions & F. I. C. A.	140,909.00	FOR NET DEBT COMPUTATION	289,588,412	ASSETS	
Employee Fringe Benefits	78,000.00	REAL PROPERTY VALUATIONS		Cash Dec. 31, 1983	1,546,720.60
Other Statutory Expenditures	2,700.00	Code Class # of Parcels % VAL'N	ASSESSED VALUATION	Taxes Receivable	114,057.25
CETA And Other Public Employment Programs		1 Vacant Land 130 4.80	9,305,900.00	Tax Title Liens	5,373.32
MUNICIPAL FUNCTIONS TOTAL	2,195,993.00	2 Residential 1442 42.66	82,674,200.00	Foreclosed Property	247,200.00
CAPITAL IMPROVEMENTS *MEMO*	20,000.00	3 Farm 15 6.00	11,634,200.00	Emergencies & Other Deferred Charges	4,500.00
DEBT SERVICE		4a Commercial 53 31.99	62,005,900.00	State and Federal Aid Receivable	5,293.37
Principal Payments	63,728.00	4b Industrial 29 9.72	18,837,800.00	Other Receivables	6,147.95
Interest Payments	65,855.60	4c Apartments 1 4.82	9,349,800.00	Total	1,929,292.49
DEFERRED CHARGES	55,981.70	Total 1670	193,807,800.00	LIABILITIES, RESERVES, AND SURPLUS	
SCHOOL, COUNTY, SPECIAL DISTRICT TAXES	6,820,746.05	Land Area 3.58 Sq. Miles		Cash Liabilities	383,843.67
RESERVE FOR UNCOLLECTED TAXES	310,148.05	Net Valuation Taxable-Municipal	195,129,200	Reserves for Receivables	372,778.52
EXPENDITURES TOTAL	9,512,452.40	Net Valuation Taxable-County	318,854,397	Surplus Dec. 31, 1983	1,172,670.30
		State Equalized Valuation	327,050,620	Total	1,929,292.49
		State Equalization Ratio	59.50		

2014
Population 1980 20,641
Population 1983 20,571
S & P Rating
Moody Rating A

General Tax Rate Per \$100. 4.20
State Equalized Tax Rate 3.09

ROSELLE BOROUGH – UNION COUNTY
Form of Government:
Borough Council
Number of Members on Governing Body – 6

PER CAPITA:
Gross Debt 98.38
Net Debt 97.48
Debt Service 11.32
Total Tax Levy 546.05
Municipal Expenditures 337.70

PER CENT:
Gross Debt .59
Net Debt .59
Tax Levy Collected 96.28
Tax Levy Cancelled, Abated or Adjusted .49

EXPENDITURES		REVENUES-REALIZED		1983 PROPERTY TAX	
GENERAL GOVERNMENT				STATE EQUALIZED TAX RATE	
Governing Body & Public Boards		1983 Property Taxes Collected	10,821,533.16	Local District School Taxes 1.56	5,652,557.00
Municipal Clerk		1983 Payments in Lieu of Taxes	27,900.00	Regional & Consolidated School Tax	
Financial Administration	23,400.00	Delinquent Tax & Lien Collections	297,190.85	School Taxes in Municipal Budget	
Assessment of Taxes	33,211.60	Business Personalty Replacement Taxes	216,995.24	County Taxes .50	1,815,202.11
Collection of Taxes	84,658.00	Taxes from Public Utilities	1,107,695.00	County Library Taxes	
Planning, Housing & Development	16,973.60	Other Miscellaneous Tax Revenues		Local Municipal Purpose Taxes 1.03	3,743,066.88
Human Resources	115,474.00	State Aid Revenues	430,621.51	Veteran & Senior Citizen Taxes	235,200.00
Elections		Federal Aid Revenues	2,500.00	Total Taxes for Rate Computation 3.09	11,446,025.99
General Administration (other)	488,301.78	State and Local Fiscal Assistance Act Utilized	209,783.00	Special District Taxes	
JUDICIARY		Sale of Acquired Property		Bank Corp. Taxes	15,594.03
Municipal Courts	47,431.79	Other Miscellaneous Revenues	491,165.65	Added and Omitted Taxes	6,341.04
PUBLIC SAFETY		Total	13,605,384.41	Total Taxes Levied - ABSTRACT	11,232,761.66
Fire Protection	863,945.51	Prior Years Surplus Appropriated	600,000.00	Total Taxes Billed	11,239,116.47
Police Protection	1,241,884.68	REVENUES TOTAL	14,205,384.41	1983 TAXES COLLECTED	10,821,533.16
Civil Defense & Disaster Control	8,782.00	Reserve For Uncollected Taxes	559,000.00	1983 Taxes Cancelled, Abated or Adjusted	55,633.20
Environmental Inspection & Control	15,709.00			Transfer to Tax Title Liens or Foreclosed	68,992.44
Other Public Safety		CAPITAL OUTLAY TOTAL	260,644.65	Balance Outstanding Dec. 31, 1983	292,957.67
PUBLIC WORKS				PRIOR YEARS TAXES OUTSTANDING	
Streets and Drainage	634,760.67	Public Enterprises		Balance January 1, 1983	301,988.37
Sewers and Sewage Processing	696,750.00	Recreation—Culture		Collected in 1983	275,048.86
Garbage and Trash Disposal	586,000.00	Public Works	167,994.67	Cancelled, Abated or Adjusted 1983	194.18
Public Buildings and Grounds	35,012.00	Buildings and Grounds	60,560.88	Transfers to Tax Title Liens or Foreclosed	26,688.62
Other Public Works	85,600.00	Library and Education	32,089.10	Balance December 31, 1983	56.71
HEALTH and WELFARE		Conservation		TAX TITLE LIENS OUTSTANDING	
Health Services Except Environmental	103,900.00	All Other		Balance January 1, 1983	180,791.10
Welfare-Public Assistance	43,940.76	CAPITAL DEBT AUTHORIZED, DECEMBER 31, 1983		Transfer From Taxes	100,585.72
Hospitals, Clinics, First Aid		ISSUED AND UNISSUED		Redeemed in 1983	22,141.99
Animal, Insect, & Rodent Control	8,777.00	School		Cancelled, Abated or Adjusted (1983)	112.18
Other Welfare Services		Self-liquidating		Transfers to Foreclosed Property	50,959.59
RECREATION and CONSERVATION		Other	2,005,346	Balance December 31, 1983	208,163.06
Beaches and Boardwalks		Total	2,023,814	PROPERTY ACQUIRED BY DEED OR FORECLOSURE	
Parks, Playgrounds, Shade Trees	41,370.00	ISSUED AND OUTSTANDING		Balance January 1, 1983	187,441.41
Land Reclamation & Conservation		School		Transfers From Taxes or Liens	50,959.59
Other Recreational Services	40,059.00	Self-liquidating		Sale for Cash (1983)	
EDUCATION (excluding schools)		Other	1,752,625.00	Cancelled, Abated or Adjusted (1983)	
Libraries	127,300.00	Total	1,752,625.00	Balance December 31, 1983	238,401.00
Other Educational Services		EQUALIZED VALUATION BASIS		CURRENT FINANCES DECEMBER 31, 1983	
STATUTORY EXPENDITURES		FOR NET DEBT COMPUTATION	342,491,846	ASSETS	
Pensions & F. I. C. A.	498,140.71	REAL PROPERTY VALUATIONS		Cash Dec. 31, 1983	1,267,691.94
Employee Fringe Benefits	214,250.00	Code Class # of Parcels % VAL'N		Taxes Receivable	293,014.38
Other Statutory Expenditures		1 Vacant Land 197 1.10	2,860,800.00	Tax Title Liens	208,163.06
CETA And Other Public Employment Programs		2 Residential 4760 70.55	183,708,800.00	Foreclosed Property	238,401.00
MUNICIPAL FUNCTIONS TOTAL	6,055,632.10	3 Farm		Emergencies & Other Deferred Charges	48,625.00
CAPITAL IMPROVEMENTS *MEMO*	10,000.00	4a Commercial 250 11.81	30,753,100.00	State and Federal Aid Receivable	
DEBT SERVICE		4b Industrial 83 7.07	18,417,400.00	Other Receivables	93,026.43
Principal Payments	107,900.00	4c Apartments 52 9.47	24,651,500.00	Total	2,148,921.81
Interest Payments	124,951.10	Total 5342	260,391,600.00	LIABILITIES, RESERVES, AND SURPLUS	
		Land Area 2.70 Sq. Miles		Cash Liabilities	685,861.02
DEFERRED CHARGES		Net Valuation Taxable-Municipal	267,447,034	Reserves for Receivables	787,781.23
SCHOOL, COUNTY, SPECIAL DISTRICT TAXES	7,467,759.11	Net Valuation Taxable-County	362,973,026	Surplus Dec. 31, 1983	675,279.56
RESERVE FOR UNCOLLECTED TAXES	559,000.00	State Equalized Valuation	360,973,125	Total	2,148,921.81
EXPENDITURES TOTAL	14,414,546.98	State Equalization Ratio	73.58		

2015

Population 1980 13,377
 Population 1983 13,319
 S & P Rating
 Moody Rating A

General Tax Rate Per \$100.
 5.76
 State Equalized Tax Rate
 3.00

ROSELLE PARK BORO. — UNION CO.**Form of Government:****Borough Council****Number of Members on Governing Body — 6****PER CAPITA:**

Gross Debt 454.69
 Net Debt 350.10
 Debt Service 26.87
 Total Tax Levy 613.48
 Municipal Expenditures 267.56

PER CENT:

Gross Debt 2.35
 Net Debt 1.81
 Tax Levy Collected 98.08
 Tax Levy Cancelled, Abated
 or Adjusted .07

EXPENDITURES		REVENUES-REALIZED		1983 PROPERTY TAX	
GENERAL GOVERNMENT				STATE EQUALIZED TAX RATE →	
Governing Body & Public Boards		1983 Property Taxes Collected	8,020,777.29	Local District School Taxes	1.76 4,801,714.25
Municipal Clerk		1983 Payments in Lieu of Taxes	114,387.40	Regional & Consolidated School Tax	
Financial Administration	5,000.00	Delinquent Tax & Lien Collections	115,096.12	School Taxes in Municipal Budget	
Assessment of Taxes	12,900.00	Business Personalty Replacement Taxes	580,498.00	County Taxes	.50 1,358,890.66
Collection of Taxes	42,950.00	Taxes from Public Utilities		County Library Taxes	
Planning, Housing & Development	5,850.00	Other Miscellaneous Tax Revenues	197,096.20	Local Municipal Purpose Taxes	.73 2,002,440.53
Human Resources	1,000.00	State Aid Revenues		Veteran & Senior Citizen Taxes	170,950.00
Elections		Federal Aid Revenues	106,288.00	Total Taxes for Rate Computation	2.99 8,333,495.44
General Administration (other)	434,520.00	State and Local Fiscal Assistance Act Utilized		Special District Taxes	
JUDICIARY		Sale of Acquired Property	439,983.77	Bank Corp. Taxes	4,862.45
Municipal Courts	37,200.00	Other Miscellaneous Revenues	9,574,126.78	Added and Omitted Taxes	3,050.96
PUBLIC SAFETY		Total	9,574,126.78	Total Taxes Levied - ABSTRACT	8,170,958.85
Fire Protection	125,658.08	Prior Years Surplus Appropriated	380,000.00	Total Taxes Billed	8,177,772.44
Police Protection	814,295.00	REVENUES TOTAL	9,954,126.78	1983 TAXES COLLECTED	8,020,777.29
Civil Defense & Disaster Control	5,105.00	Reserve For Uncollected Taxes	283,000.00	1983 Taxes Cancelled, Abated or Adjusted	5,942.65
Environmental Inspection & Control	38,985.30	CAPITAL OUTLAY	TOTAL	Transfer to Tax Title Liens or Foreclosed	15,315.84
Other Public Safety			1,282,873.56	Balance Outstanding Dec. 31, 1983	135,736.66
PUBLIC WORKS		Public Enterprises	2,320.00	PRIOR YEARS TAXES OUTSTANDING	
Streets and Drainage	542,327.65	Recreation—Culture	951,655.95	Balance January 1, 1983	101,944.92
Sewers and Sewage Processing	242,462.52	Public Works	75,577.93	Collected in 1983	100,271.87
Garbage and Trash Disposal	60,950.00	Buildings and Grounds	249,910.98	Cancelled, Abated or Adjusted 1983	
Public Buildings and Grounds	12,631.00	Library and Education	3,408.70	Transfers to Tax Title Liens or Foreclosed	1,673.05
Other Public Works		Conservation		Balance December 31, 1983	
HEALTH and WELFARE		All Other		TAX TITLE LIENS OUTSTANDING	
Health Services Except Environmental	31,850.00	CAPITAL DEBT AUTHORIZED, DECEMBER 31, 1983		Balance January 1, 1983	71,047.45
Welfare-Public Assistance	5,775.00	ISSUED AND UNISSUED	GROSS DEBT	Transfer From Taxes	17,395.23
Hospitals, Clinics, First Aid		School	741,000	Redeemed in 1983	14,115.53
Animal, Insect, & Rodent Control	4,650.00	Self-liquidating	5,315,001	Cancelled, Abated or Adjusted (1983)	
Other Welfare Services		Other	6,056,001	Transfers to Foreclosed Property	
RECREATION and CONSERVATION		Total	6,056,001	Balance December 31, 1983	74,327.15
Beaches and Boardwalks	22,101.00	ISSUED AND OUTSTANDING		PROPERTY ACQUIRED BY DEED OR FORECLOSURE	
Parks, Playgrounds, Shade Trees		School	741,000.00	Balance January 1, 1983	16,350.00
Land Reclamation & Conservation	2,750.00	Self-Liquidating	4,913,750.00	Transfers From Taxes or Liens	
Other Recreational Services		Other	5,654,750.00	Sale for Cash (1983)	
EDUCATION (excluding schools)		Total	5,654,750.00	Cancelled, Abated or Adjusted (1983)	
Libraries	80,855.00	EQUALIZED VALUATION BASIS		Balance December 31, 1983	16,350.00
Other Educational Services		FOR NET DEBT COMPUTATION	257,591,989	CURRENT FINANCES DECEMBER 31, 1983	
STATUTORY EXPENDITURES		REAL PROPERTY VALUATIONS		ASSETS	
Pensions & F. I. C. A.	265,708.12	Code Class # of Parcels % VAL'N	ASSESSED VALUATION	Cash Dec. 31, 1983	665,871.14
Employee Fringe Benefits	97,400.00	1 Vacant Land 43 .30	423,000.00	Taxes Receivable	135,736.66
Other Statutory Expenditures	10,000.00	2 Residential 3091 71.73	101,259,500.00	Tax Title Liens	74,327.15
CETA And Other Public Employment Programs		3 Farm		Foreclosed Property	16,350.00
MUNICIPAL FUNCTIONS		4a Commercial 177 9.55	13,476,700.00	Emergencies & Other Deferred Charges	
CAPITAL IMPROVEMENTS		4b Industrial 27 3.13	4,414,600.00	State and Federal Aid Receivable	6,959.00
DEBT SERVICE		4c Apartments 36 15.30	21,592,500.00	Other Receivables	28,701.04
Principal Payments	195,000.00	Total 3374	141,166,300.00	Total	1,127,944.99
Interest Payments	162,919.00	Land Area 1.30 Sq. Miles		LIABILITIES, RESERVES, AND SURPLUS	
DEFERRED CHARGES		Net Valuation Taxable-Municipal	141,922,248	Cash Liabilities	287,703.91
SCHOOL, COUNTY, SPECIAL DISTRICT TAXES	6,160,604.91	Net Valuation Taxable-County	266,332,285	Reserves for Receivables	240,032.84
RESERVE FOR UNCOLLECTED TAXES	283,000.00	State Equalized Valuation	272,068,513	Surplus Dec. 31, 1983	600,208.24
EXPENDITURES		State Equalization Ratio	52.04	Total	1,127,944.99
TOTAL	9,724,287.68				

1436
Population 1980 18,878
Population 1983 19,336
S & P Rating A
Moody Rating AAA

General Tax Rate Per \$100. 2.55
State Equalized Tax Rate 2.40

ROXBURY TOWNSHIP – MORRIS COUNTY
Form of Government:
Council-Manager Plan F (OMCL 50)
Number of Members on Governing Body – 5

PER CAPITA:
Gross Debt 786.82
Net Debt 246.39
Debt Service 22.60
Total Tax Levy 783.74
Municipal Expenditures 309.03
PER CENT:
Gross Debt 2.76
Net Debt .87
Tax Levy Collected 96.00
Tax Levy Cancelled, Abated or Adjusted .38

EXPENDITURES		REVENUES-REALIZED		1983 PROPERTY TAX	
GENERAL GOVERNMENT				STATE EQUALIZED TAX RATE →	
Governing Body & Public Boards	9,000.00	1983 Property Taxes Collected		Local District School Taxes 1.56	9,686,422.18
Municipal Clerk		1983 Payments in Lieu of Taxes		Regional & Consolidated School Tax	
Financial Administration	73,150.00	Delinquent Tax & Lien Collections		School Taxes in Municipal Budget	
Assessment of Taxes	51,790.00	Business Personalty Replacement Taxes		County Taxes .36	2,238,422.78
Collection of Taxes	58,300.00	Taxes from Public Utilities		County Library Taxes	
Planning, Housing & Development	83,920.54	Other Miscellaneous Tax Revenues		Local Municipal Purpose Taxes .48	2,998,275.02
Human Resources	30,000.00	State Aid Revenues		Veteran & Senior Citizen Taxes	149,400.00
Elections	3,244.66	Federal Aid Revenues		Total Taxes for Rate Computation 2.40	15,072,519.98
General Administration (other)	838,967.09	State and Local Fiscal Assistance Act Utilized		Special District Taxes	
JUDICIARY		Sale of Acquired Property		Bank Corp. Taxes	21,550.81
Municipal Courts	89,050.00	Other Miscellaneous Revenues		Added and Omitted Taxes	209,665.29
PUBLIC SAFETY		Total		Total Taxes Levied - ABSTRACT	15,154,336.08
Fire Protection	119,720.00	Prior Years Surplus Appropriated		Total Taxes Billed	15,137,825.57
Police Protection	956,043.74	REVENUES TOTAL		1983 TAXES COLLECTED	14,532,915.06
Civil Defense & Disaster Control	542.60	Reserve For Uncollected Taxes		1983 Taxes Cancelled, Abated or Adjusted	57,957.34
Environmental Inspection & Control	68,875.00	CAPITAL OUTLAY TOTAL		Transfer to Tax Title Liens or Foreclosed	46,230.73
Other Public Safety				Balance Outstanding Dec. 31, 1983	500,722.44
PUBLIC WORKS		Public Enterprises		PRIOR YEARS TAXES OUTSTANDING	
Streets and Drainage	649,060.00	Recreation—Culture		Balance January 1, 1983	473,687.42
Sewers and Sewage Processing		Public Works		Collected in 1983	450,030.41
Garbage and Trash Disposal	321,700.00	Buildings and Grounds		Cancelled, Abated or Adjusted 1983	
Public Buildings and Grounds	88,750.00	Library and Education		Transfers to Tax Title Liens or Foreclosed	22,253.17
Other Public Works	109,851.00	All Other		Balance December 31, 1983	1,403.84
HEALTH and WELFARE		CAPITAL DEBT AUTHORIZED, DECEMBER 31, 1983		TAX TITLE LIENS OUTSTANDING	
Health Services Except Environmental	105,660.00	ISSUED AND UNISSUED		Balance January 1, 1983	113,526.94
Welfare-Public Assistance	16,072.78	GROSS DEBT		Transfer From Taxes	72,060.73
Hospitals, Clinics, First Aid		SCHOOL		Redeemed in 1983	45,833.82
Animal, Insect, & Rodent Control	11,000.00	Self-Liquidating		Cancelled, Abated or Adjusted (1983)	3,003.72
Other Welfare Services		Other		Transfers to Foreclosed Property	
RECREATION and CONSERVATION		Total		Balance December 31, 1983	136,750.13
Beaches and Boardwalks	37,550.00	ISSUED AND OUTSTANDING		PROPERTY ACQUIRED BY DEED OR	
Parks, Playgrounds, Shade Trees	22,146.55	SCHOOL		FORECLOSURE	
Land Reclamation & Conservation	176,612.58	Self-Liquidating		Balance January 1, 1983	340,260.00
Other Recreational Services		Other		Transfers From Taxes or Liens	
EDUCATION (excluding schools)		Total		Sale for Cash (1983)	
Libraries	215,844.00	EQUALIZED VALUATION BASIS		Cancelled, Abated or Adjusted (1983)	
Other Educational Services		FOR NET DEBT COMPUTATION		Balance December 31, 1983	340,260.00
STATUTORY EXPENDITURES		REAL PROPERTY VALUATIONS		CURRENT FINANCES DECEMBER 31, 1983	
Pensions & F. I. C. A.	345,324.00	Code Class # of Parcels % VAL'N		ASSETS	
Employee Fringe Benefits	248,700.00	1 Vacant Land 837 5.94		Cash Dec. 31, 1983	1,923,247.95
Other Statutory Expenditures	100.00	2 Residential 5651 75.98		Taxes Receivable	502,126.28
CETA And Other Public Employment Programs		3 Farm 45 .30		Tax Title Liens	136,750.13
MUNICIPAL FUNCTIONS		4a Commercial 269 13.86		Foreclosed Property	340,260.00
CAPITAL IMPROVEMENTS		4b Industrial 19 3.75		Emergencies & Other Deferred Charges	46,600.00
DEBT SERVICE		4c Apartments 6 .16		State and Federal Aid Receivable	
Principal Payments	110,127.00	Total 6827		Other Receivables	114,667.74
Interest Payments	326,960.97	Land Area 21.46 Sq. Miles		Total	3,063,652.10
DEFERRED CHARGES		Net Valuation Taxable-Municipal		LIABILITIES, RESERVES, AND SURPLUS	
SCHOOL, COUNTY, SPECIAL DISTRICT TAXES	172,682.92	Net Valuation Taxable-County		Cash Liabilities	888,207.61
RESERVE FOR UNCOLLECTED TAXES	634,634.51	State Equalized Valuation		Reserves for Receivables	1,093,804.15
EXPENDITURES		State Equalization Ratio		Surplus Dec. 31, 1983	1,081,640.34
TOTAL	17,900,224.90			Total	3,063,652.10

1342

Population 1980 7,623
 Population 1983 7,482
 S & P Rating A+
 Moody Rating A1

General Tax Rate Per \$100. 2.37
 State Equalized Tax Rate 2.30

RUMSON BOROUGH - MONMOUTH CO.
Form of Government:
Borough Council
Number of Members on Governing Body - 6

PER CAPITA:
 Gross Debt 1,470.79
 Net Debt 1,120.00
 Debt Service 104.02
 Total Tax Levy 1,174.64
 Municipal Expenditures 501.08

PER CENT:
 Gross Debt 3.18
 Net Debt 2.42
 Tax Levy Collected 96.31
 Tax Levy Cancelled, Abated or Adjusted .14

EXPENDITURES		REVENUES-REALIZED		1983 PROPERTY TAX	
GENERAL GOVERNMENT				STATE EQUALIZED TAX RATE	
Governing Body & Public Boards		1983 Property Taxes Collected	8,456,599.92	Local District School Taxes .66	2,499,638.75
Municipal Clerk		1983 Payments in Lieu of Taxes		Regional & Consolidated School Tax .76	2,873,290.49
Financial Administration	14,450.00	Delinquent Tax & Lien Collections	332,229.01	School Taxes in Municipal Budget	
Assessment of Taxes	50,126.60	Business Personalty Replacement Taxes	28,282.12	County Taxes .50	1,895,437.06
Collection of Taxes	39,088.60	Taxes from Public Utilities	540,316.00	County Library Taxes .02	71,604.92
Planning, Housing & Development	19,765.84	Other Miscellaneous Tax Revenues		Local Municipal Purpose Taxes .37	1,383,635.52
Human Resources		State Aid Revenues	50,156.14	Veteran & Senior Citizen Taxes	62,950.00
Elections	1,700.00	Federal Aid Revenues		Total Taxes for Rate Computation 2.31	8,786,556.74
General Administration (other)	187,873.49	State and Local Fiscal Assistance Act Utilized	30,607.64	Special District Taxes	
JUDICIARY		Sale of Acquired Property		Bank Corp. Taxes	11,463.40
Municipal Courts	15,350.00	Other Miscellaneous Revenues	1,008,896.65	Added and Omitted Taxes	53,612.93
PUBLIC SAFETY		Total	10,447,037.48	Total Taxes Levied - ABSTRACT	8,788,683.07
Fire Protection	131,480.22	Prior Years Surplus Appropriated	536,700.00	Total Taxes Billed	8,780,708.01
Police Protection	501,266.77	REVENUES TOTAL	10,983,787.48	1983 TAXES COLLECTED	8,456,599.92
Civil Defense & Disaster Control	100.00	Reserve For Uncollected Taxes	615,356.00	1983 Taxes Cancelled, Abated or Adjusted	12,667.43
Environmental Inspection & Control	34,627.00			Transfer to Tax Title Liens or Foreclosed	
Other Public Safety		CAPITAL OUTLAY TOTAL	155,509.78	Balance Outstanding Dec. 31, 1983	311,440.66
PUBLIC WORKS				PRIOR YEARS TAXES OUTSTANDING	
Streets and Drainage	387,092.61	Public Enterprises		Balance January 1, 1983	437,168.78
Sewers and Sewage Processing	166,653.00	Recreation—Culture	3,242.51	Collected in 1983	332,229.01
Garbage and Trash Disposal	165,244.62	Public Works	152,267.27	Cancelled, Abated or Adjusted 1983	
Public Buildings and Grounds	34,211.69	Buildings and Grounds		Transfers to Tax Title Liens or Foreclosed	
Other Public Works	19,295.00	Library and Education		Balance December 31, 1983	104,939.77
HEALTH and WELFARE		Conservation		TAX TITLE LIENS OUTSTANDING	
Health Services Except Environmental	14,931.00	All Other		Balance January 1, 1983	13,764.24
Welfare-Public Assistance	4,150.00			Transfer From Taxes	
Hospitals, Clinics, First Aid	1,500.00	CAPITAL DEBT AUTHORIZED, DECEMBER 31, 1983		Redeemed in 1983	
Animal, Insect, & Rodent Control	19,169.00	ISSUED AND UNISSUED		Cancelled, Abated or Adjusted (1983)	
Other Welfare Services		School	1,818,103	Transfers to Foreclosed Property	
RECREATION and CONSERVATION		Self-liquidating	9,186,349	Balance December 31, 1983	13,764.24
Beaches and Boardwalks		Other	11,004,452	PROPERTY ACQUIRED BY DEED OR	
Parks, Playgrounds, Shade Trees	30,449.18	Total		FORECLOSURE	
Land Reclamation & Conservation	45,275.00			Balance January 1, 1983	5,800.00
Other Recreational Services	40,500.55	ISSUED AND OUTSTANDING		Transfers From Taxes or Liens	
EDUCATION (excluding schools)		School	1,468,103.05	Sale for Cash (1983)	
Libraries		Self-liquidating		Cancelled, Abated or Adjusted (1983)	
Other Educational Services	27,100.00	Other	8,358,000.00	Balance December 31, 1983	5,800.00
STATUTORY EXPENDITURES		Total	9,826,103.05	CURRENT FINANCES DECEMBER 31, 1983	
Pensions & F. I. C. A.	264,036.00	EQUALIZED VALUATION BASIS		ASSETS	
Employee Fringe Benefits	69,721.76	FOR NET DEBT COMPUTATION	346,317,775	Cash Dec. 31, 1983	3,684,928.25
Other Statutory Expenditures	5,958.00	REAL PROPERTY VALUATIONS		Taxes Receivable	416,380.43
CETA And Other Public Employment Programs		Code Class # of Parcels % VAL'N		Tax Title Liens	13,764.24
MUNICIPAL FUNCTIONS		1 Vacant Land 107 1.80	6,597,600.00	Foreclosed Property	5,800.00
CAPITAL IMPROVEMENTS		2 Residential 2325 92.42	338,361,500.00	Emergencies & Other Deferred Charges	29,337.00
DEBT SERVICE		3 Farm		State and Federal Aid Receivable	1,930.10
Principal Payments	295,000.00	4a Commercial 70 4.97	18,199,400.00	Other Receivables	49,598.70
Interest Payments	483,242.50	4b Industrial		Total	4,201,738.72
		4c Apartments 7 .80	2,947,100.00	LIABILITIES, RESERVES, AND SURPLUS	
		Total 2509	366,105,600.00	Cash Liabilities	2,174,947.98
		Land Area 5.20 Sq. Miles		Reserves for Receivables	485,543.37
DEFERRED CHARGES		Net Valuation Taxable-Municipal	367,865,193	Surplus Dec. 31, 1983	1,541,247.37
SCHOOL, COUNTY, SPECIAL DISTRICT TAXES	7,339,971.22	Net Valuation Taxable-County	350,804,747	Total	4,201,738.72
RESERVE FOR UNCOLLECTED TAXES	615,356.00	State Equalized Valuation	378,838,180		
EXPENDITURES		State Equalization Ratio	97.09		
TOTAL	11,089,026.05				

0430
Population 1980 9,461
Population 1983 9,304
S & P Rating
Moody Rating A

General Tax Rate Per \$100. 4.60
State Equalized Tax Rate 2.99

RUNNEMEDE BOROUGH – CAMDEN CO.
Form of Government:
Borough Council
Number of Members on Governing Body – 6

PER CAPITA:
Gross Debt 147.19
Net Debt 68.86
Debt Service 13.95
Total Tax Levy 474.67
Municipal Expenditures 189.70

PER CENT:
Gross Debt 1.03
Net Debt .48
Tax Levy Collected 96.02
Tax Levy Cancelled, Abated or Adjusted

EXPENDITURES		REVENUES-REALIZED		1983 PROPERTY TAX	
GENERAL GOVERNMENT				STATE EQUALIZED TAX RATE	
Governing Body & Public Boards	18,325.60	1983 Property Taxes Collected		Local District School Taxes .97	1,440,228.00
Municipal Clerk		1983 Payments in Lieu of Taxes		Regional & Consolidated School Tax .53	790,282.66
Financial Administration	15,750.00	Delinquent Tax & Lien Collections		School Taxes in Municipal Budget	
Assessment of Taxes	7,850.00	Business Personalty Replacement Taxes		County Taxes 1.11	* 1,644,869.50
Collection of Taxes	37,965.37	Taxes from Public Utilities		County Library Taxes	
Planning, Housing & Development	10,260.00	Other Miscellaneous Tax Revenues		Local Municipal Purpose Taxes .36	537,000.00
Human Resources		State Aid Revenues		Veteran & Senior Citizen Taxes	155,650.00
Elections	4,935.35	Federal Aid Revenues		Total Taxes for Rate Computation 2.97	4,568,030.16
General Administration (other)	176,885.74	State and Local Fiscal Assistance Act Utilized		Special District Taxes	
JUDICIARY		Sale of Acquired Property		Bank Corp. Taxes	2,619.12
Municipal Courts	15,400.00	Other Miscellaneous Revenues		Added and Omitted Taxes	1,294.46
PUBLIC SAFETY		Total		Total Taxes Levied - ABSTRACT	4,416,293.74
Fire Protection	57,834.07	Prior Years Surplus Appropriated		Total Taxes Billed	4,413,674.62
Police Protection	405,782.39	REVENUES TOTAL		1983 TAXES COLLECTED	4,238,108.79
Civil Defense & Disaster Control	1,000.00	Reserve For Uncollected Taxes		1983 Taxes Cancelled, Abated or Adjusted	
Environmental Inspection & Control	10,845.25	CAPITAL OUTLAY TOTAL		Transfer to Tax Title Liens or Foreclosed	
Other Public Safety				Balance Outstanding Dec. 31, 1983	175,565.83
PUBLIC WORKS				PRIOR YEARS TAXES OUTSTANDING	
Streets and Drainage	191,286.38	Public Enterprises		Balance January 1, 1983	155,724.44
Sewers and Sewage Processing		Recreation—Culture		Collected in 1983	152,805.48
Garbage and Trash Disposal	162,781.00	Public Works		Cancelled, Abated or Adjusted 1983	
Public Buildings and Grounds	2,000.00	Buildings and Grounds		Transfers to Tax Title Liens or Foreclosed	
Other Public Works		Library and Education		Balance December 31, 1983	2,918.96
HEALTH and WELFARE		Conservation		TAX TITLE LIENS OUTSTANDING	
Health Services Except Environmental	4,952.55	All Other		Balance January 1, 1983	45,377.49
Welfare-Public Assistance	6,342.85	CAPITAL DEBT AUTHORIZED, DECEMBER 31, 1983		Transfer From Taxes	
Hospitals, Clinics, First Aid		ISSUED AND UNISSUED GROSS DEBT NET DEBT		Redeemed in 1983	16,751.93
Animal, Insect, & Rodent Control		School 728,738		Cancelled, Abated or Adjusted (1983)	
Other Welfare Services		Self-liquidating 640,695		Transfers to Foreclosed Property	
RECREATION and CONSERVATION		Other 1,369,433		Balance December 31, 1983	28,625.56
Beaches and Boardwalks		ISSUED AND OUTSTANDING		PROPERTY ACQUIRED BY DEED OR FORECLOSURE	
Parks, Playgrounds, Shade Trees		School 728,738.56		Balance January 1, 1983	34,464.80
Land Reclamation & Conservation		Self-Liquidating 483,900.00		Transfers From Taxes or Liens	
Other Recreational Services	30,187.07	Other 1,212,638.56		Sale for Cash (1983)	
EDUCATION (excluding schools)		EQUALIZED VALUATION BASIS FOR NET DEBT COMPUTATION		Cancelled, Abated or Adjusted (1983)	
Libraries	37,541.67	REAL PROPERTY VALUATIONS		Balance December 31, 1983	34,464.80
Other Educational Services		Code Class # of Parcels % VAL'N ASSESSED VALUATION		CURRENT FINANCES DECEMBER 31, 1983	
STATUTORY EXPENDITURES		1 Vacant Land 113 1.30 1,223,700.00		ASSETS	
Pensions & F. I. C. A.	84,068.16	2 Residential 2423 74.10 70,013,600.00		Cash Dec. 31, 1983	574,583.11
Employee Fringe Benefits	36,309.72	3 Farm 12.68 11,975,400.00		Taxes Receivable	178,484.79
Other Statutory Expenditures	20,000.00	4a Commercial 12 2.70 2,551,400.00		Tax Title Liens	28,625.56
CETA And Other Public Employment Programs		4c Apartments 27 9.22 8,715,700.00		Foreclosed Property	34,464.80
MUNICIPAL FUNCTIONS		Total 2737 94,479,800.00		Emergencies & Other Deferred Charges	3,016.23
CAPITAL IMPROVEMENTS		Land Area 2.00 Sq. Miles		State and Federal Aid Receivable	4,301.32
DEBT SERVICE		Net Valuation Taxable-Municipal		Other Receivables	73,211.57
Principal Payments	78,500.00	Net Valuation Taxable-County		Total	896,687.38
Interest Payments	51,276.45	State Equalized Valuation		LIABILITIES, RESERVES, AND SURPLUS	
		State Equalization Ratio		Cash Liabilities	158,622.30
DEFERRED CHARGES				Reserves for Receivables	314,786.72
SCHOOL, COUNTY, SPECIAL DISTRICT TAXES	1,280.16			Surplus Dec. 31, 1983	423,278.36
RESERVE FOR UNCOLLECTED TAXES	3,875,380.16			Total	896,687.38
EXPENDITURES					
TOTAL	5,640,330.78				

0256
Population 1980 **19,068**
Population 1983 **18,787**
S & P Rating
Moody Rating **A1**

General Tax Rate Per \$100. **4.09**
State Equalized Tax Rate **2.39**

RUTHERFORD BOROUGH - BERGEN CO.
Form of Government:
Borough Council
Number of Members on Governing Body - 6

PER CAPITA:
Gross Debt **251.27**
Net Debt **191.71**
Debt Service **14.58**
Total Tax Levy **704.47**
Municipal Expenditures **351.09**
PER CENT:
Gross Debt **.98**
Net Debt **.75**
Tax Levy Collected **97.96**
Tax Levy Cancelled, Abated or Adjusted **.03**

EXPENDITURES		REVENUES-REALIZED		1983 PROPERTY TAX	
GENERAL GOVERNMENT				STATE EQUALIZED TAX RATE 1.30	
Governing Body & Public Boards		1983 Property Taxes Collected		Local District School Taxes	7,194,212.76
Municipal Clerk		1983 Payments in Lieu of Taxes		Regional & Consolidated School Tax	
Financial Administration	11,200.00	Delinquent Tax & Lien Collections		School Taxes in Municipal Budget	
Assessment of Taxes	45,428.00	Business Personalty Replacement Taxes		County Taxes	1,848,850.37
Collection of Taxes	92,143.00	Taxes from Public Utilities		County Library Taxes	
Planning, Housing & Development	5,850.00	Other Miscellaneous Tax Revenues		Local Municipal Purpose Taxes	4,112,644.00
Human Resources		State Aid Revenues		Veteran & Senior Citizen Taxes	191,950.00
Elections		Federal Aid Revenues		Total Taxes for Rate Computation	13,347,657.13
General Administration (other)	704,320.00	State and Local Fiscal Assistance Act Utilized		Special District Taxes	
JUDICIARY		Sale of Acquired Property		Bank Corp. Taxes	65,507.79
Municipal Courts	99,892.00	Other Miscellaneous Revenues		Added and Omitted Taxes	13,730.91
PUBLIC SAFETY		Total		Total Taxes Levied - ABSTRACT	13,234,945.83
Fire Protection	181,899.00	Prior Years Surplus Appropriated		Total Taxes Billed	13,194,678.57
Police Protection	1,620,544.00	REVENUES TOTAL		1983 TAXES COLLECTED	12,925,171.82
Civil Defense & Disaster Control	2,200.00	Reserve For Uncollected Taxes		1983 Taxes Cancelled, Abated or Adjusted	4,546.07
Environmental Inspection & Control	45,994.00	CAPITAL OUTLAY TOTAL		Transfer to Tax Title Liens or Foreclosed	4,370.78
Other Public Safety				Balance Outstanding Dec. 31, 1983	260,589.90
PUBLIC WORKS				PRIOR YEARS TAXES OUTSTANDING	
Streets and Drainage	530,964.00	Public Enterprises		Balance January 1, 1983	201,695.69
Sewers and Sewage Processing	309,023.00	Recreation—Culture		Collected in 1983	199,408.38
Garbage and Trash Disposal	417,546.00	Public Works		Cancelled, Abated or Adjusted 1983	
Public Buildings and Grounds	79,228.00	Buildings and Grounds		Transfers to Tax Title Liens or Foreclosed	23.58
Other Public Works	119,950.00	Library and Education		Balance December 31, 1983	2,263.73
HEALTH and WELFARE		Conservation		TAX TITLE LIENS OUTSTANDING	
Health Services Except Environmental	135,700.00	All Other		Balance January 1, 1983	23,566.01
Welfare-Public Assistance	17,073.00	CAPITAL DEBT AUTHORIZED, DECEMBER 31, 1983		Transfer From Taxes	4,415.09
Hospitals, Clinics, First Aid		ISSUED AND UNISSUED GROSS DEBT NET DEBT		Redeemed in 1983	13,343.55
Animal, Insect, & Rodent Control		School 1,119,000		Cancelled, Abated or Adjusted (1983)	
Other Welfare Services		Self-liquidating 3,601,572		Transfers to Foreclosed Property	
RECREATION and CONSERVATION		Other 4,720,572		Balance December 31, 1983	14,637.55
Beaches and Boardwalks		Total 4,720,572		PROPERTY ACQUIRED BY DEED OR FORECLOSURE	
Parks, Playgrounds, Shade Trees	192,943.00	ISSUED AND OUTSTANDING		Balance January 1, 1983	10,925.00
Land Reclamation & Conservation		School 1,119,000.00		Transfers From Taxes or Liens	
Other Recreational Services	177,573.00	Self-Liquidating 3,475,000.00		Sale for Cash (1983)	
EDUCATION (excluding schools)		Other 4,594,000.00		Cancelled, Abated or Adjusted (1983)	
Libraries	306,807.00	Total 4,594,000.00		Balance December 31, 1983	10,925.00
Other Educational Services	4,600.00	EQUALIZED VALUATION BASIS		CURRENT FINANCES DECEMBER 31, 1983	
STATUTORY EXPENDITURES		FOR NET DEBT COMPUTATION		ASSETS	
Pensions & F. I. C. A.	585,967.00	REAL PROPERTY VALUATIONS		Cash Dec. 31, 1983	1,101,305.74
Employee Fringe Benefits	251,500.00	Code Class # of Parcels % VAL'N		Taxes Receivable	262,853.63
Other Statutory Expenditures	1,000.00	1 Vacant Land 132 2.27		Tax Title Liens	14,637.55
CETA And Other Public Employment Programs		2 Residential 4537 68.96		Foreclosed Property	10,925.00
MUNICIPAL FUNCTIONS TOTAL	5,939,344.00	3 Farm		Emergencies & Other Deferred Charges	
CAPITAL IMPROVEMENTS *MEMO*	275,000.00	4a Commercial 220 13.02		State and Federal Aid Receivable	3,960.00
DEBT SERVICE		4b Industrial 29 8.20		Other Receivables	4,841.55
Principal Payments	70,000.00	4c Apartments 41 7.56		Total	1,398,523.47
Interest Payments	203,860.00	Total 4959		LIABILITIES, RESERVES, AND SURPLUS	
DEFERRED CHARGES	53,850.00	Land Area 2.60 Sq. Miles		Cash Liabilities	709,372.27
SCHOOL, COUNTY, SPECIAL DISTRICT TAXES	9,043,063.13	Net Valuation Taxable-Municipal		Reserves for Receivables	293,257.73
RESERVE FOR UNCOLLECTED TAXES	328,842.00	Net Valuation Taxable-County		Surplus Dec. 31, 1983	395,893.47
EXPENDITURES TOTAL	15,638,959.13	State Equalized Valuation		Total	1,398,523.47
		State Equalization Ratio			

0257

Population 1980 **14,084**
 Population 1983 **13,854**
 S & P Rating
 Moody Rating **A1**

General Tax Rate Per \$100. **2.50**
 State Equalized Tax Rate
1.71

SADDLE BROOK TWP. — BERGEN CO.**Form of Government:****Mayor-Council Plan B (OMCL 50)****Number of Members on Governing Body — 7****PER CAPITA:**

Gross Debt **290.64**
 Net Debt **266.56**
 Debt Service **40.29**
 Total Tax Levy **705.84**
 Municipal Expenditures **305.30**

PER CENT:

Gross Debt **.79**
 Net Debt **.73**
 Tax Levy Collected **97.63**
 Tax Levy Cancelled, Abated or Adjusted **.70**

EXPENDITURES		REVENUES-REALIZED		1983 PROPERTY TAX	
GENERAL GOVERNMENT				STATE EQUALIZED TAX RATE	
Governing Body & Public Boards	20,950.00	1983 Property Taxes Collected	9,561,397.66	Local District School Taxes	.98
Municipal Clerk	39,817.75	1983 Payments in Lieu of Taxes		Regional & Consolidated School Tax	
Financial Administration	63,747.05	Delinquent Tax & Lien Collections	263,949.17	School Taxes in Municipal Budget	
Assessment of Taxes	8,452.00	Business Personalty Replacement Taxes	362,886.68	County Taxes	.36
Collection of Taxes	26,597.03	Taxes from Public Utilities	1,145,948.00	County Library Taxes	
Planning, Housing & Development	3,298.00	Other Miscellaneous Tax Revenues		Local Municipal Purpose Taxes	.37
Human Resources	1,000.00	State Aid Revenues	125,874.88	Veteran & Senior Citizen Taxes	
Elections	10,541.76	Federal Aid Revenues		Total Taxes for Rate Computation	1.71
General Administration (other)	408,405.42	State and Local Fiscal Assistance Act Utilized	127,882.41	Special District Taxes	
JUDICIARY		Sale of Acquired Property		Bank Corp. Taxes	11,576.25
Municipal Courts	45,605.96	Other Miscellaneous Revenues	360,756.50	Added and Omitted Taxes	62,339.43
PUBLIC SAFETY		Total	11,948,695.30	Total Taxes Levied - ABSTRACT	9,778,724.20
Fire Protection	59,000.00	Prior Years Surplus Appropriated	325,877.00	Total Taxes Billed	9,793,937.61
Police Protection	1,013,705.83	REVENUES TOTAL	12,274,572.30	1983 TAXES COLLECTED	9,561,397.66
Civil Defense & Disaster Control	4,345.00	Reserve For Uncollected Taxes	290,173.88	1983 Taxes Cancelled, Abated or Adjusted	68,270.74
Environmental Inspection & Control	37,985.48	CAPITAL OUTLAY TOTAL	619,364.54	Transfer to Tax Title Liens or Foreclosed	85,850.00
Other Public Safety				Balance Outstanding Dec. 31, 1983	78,419.21
PUBLIC WORKS				PRIOR YEARS TAXES OUTSTANDING	
Streets and Drainage	324,822.75	Public Enterprises		Balance January 1, 1983	134,561.31
Sewers and Sewage Processing	24,490.36	Recreation—Culture		Collected in 1983	108,576.41
Garbage and Trash Disposal	407,000.00	Public Works	319,471.62	Cancelled, Abated or Adjusted 1983	
Public Buildings and Grounds	114,031.00	Buildings and Grounds	299,892.92	Transfers to Tax Title Liens or Foreclosed	1,698.50
Other Public Works		Library and Education		Balance December 31, 1983	24,286.40
HEALTH and WELFARE		Conservation		TAX TITLE LIENS OUTSTANDING	
Health Services Except Environmental	26,339.10	All Other		Balance January 1, 1983	172,735.75
Welfare-Public Assistance	2,483.97			Transfer From Taxes	87,631.19
Hospitals, Clinics, First Aid				Redeemed in 1983	155,372.76
Animal, Insect, & Rodent Control	2,570.00			Cancelled, Abated or Adjusted (1983)	
Other Welfare Services				Transfers to Foreclosed Property	
RECREATION and CONSERVATION				Balance December 31, 1983	104,994.18
Beaches and Boardwalks				PROPERTY ACQUIRED BY DEED OR FORECLOSURE	
Parks, Playgrounds, Shade Trees	1,000.00			Balance January 1, 1983	163,649.00
Land Reclamation & Conservation	46,738.54			Transfers From Taxes or Liens	
Other Recreational Services				Sale for Cash (1983)	
EDUCATION (excluding schools)				Cancelled, Abated or Adjusted (1983)	
Libraries	124,491.69			Balance December 31, 1983	163,649.00
Other Educational Services				CURRENT FINANCES DECEMBER 31, 1983	
STATUTORY EXPENDITURES				ASSETS	
Pensions & F. I. C. A.	234,245.72			Cash Dec. 31, 1983	1,291,453.04
Employee Fringe Benefits	145,203.20			Taxes Receivable	102,705.61
Other Statutory Expenditures *				Tax Title Liens	104,994.18
CETA And Other Public Employment Programs				Foreclosed Property	163,649.00
MUNICIPAL FUNCTIONS TOTAL	3,196,867.61			Emergencies & Other Deferred Charges	138,276.06
CAPITAL IMPROVEMENTS *MEMO*				State and Federal Aid Receivable	6,398.57
DEBT SERVICE				Other Receivables	1,898.20
Principal Payments	330,000.00			Total	1,809,374.66
Interest Payments	228,166.41			LIABILITIES, RESERVES, AND SURPLUS	
				Cash Liabilities	749,180.00
DEFERRED CHARGES	184,485.18			Reserves for Receivables	372,246.99
SCHOOL, COUNTY, SPECIAL DISTRICT TAXES	7,613,928.81			Surplus Dec. 31, 1983	687,947.67
RESERVE FOR UNCOLLECTED TAXES	290,173.88			Total	1,809,374.66
EXPENDITURES TOTAL	11,843,621.89				

0258

Population 1980 2,763
 Population 1983 2,863
 S & P Rating
 Moody Rating

General Tax Rate Per \$100.
 .93
 State Equalized Tax Rate
 .99

SADDLE RIVER BOROUGH – BERGEN CO.**Form of Government:****Borough Council****Number of Members on Governing Body – 6****PER CAPITA:**

Gross Debt 206.11
 Net Debt 193.89
 Debt Service 29.38
 Total Tax Levy 1,156.69
 Municipal Expenditures 550.05

PER CENT:

Gross Debt .20
 Net Debt .19
 Tax Levy Collected 95.28
 Tax Levy Cancelled, Abated or Adjusted .21

EXPENDITURES		REVENUES-REALIZED		1983 PROPERTY TAX	
GENERAL GOVERNMENT				STATE EQUALIZED TAX RATE → .45	
Governing Body & Public Boards		1983 Property Taxes Collected	3,163,644.67	Local District School Taxes	1,483,323.79
Municipal Clerk	20,605.20	1983 Payments in Lieu of Taxes		Regional & Consolidated School Tax	
Financial Administration	9,650.00	Delinquent Tax & Lien Collections	196,918.59	School Taxes in Municipal Budget	
Assessment of Taxes	20,100.00	Business Personalty Replacement Taxes	4,954.92	County Taxes	1,147,449.93
Collection of Taxes	13,200.00	Taxes from Public Utilities	352,079.00	County Library Taxes	
Planning, Housing & Development	550.00	Other Miscellaneous Tax Revenues		Local Municipal Purpose Taxes	635,617.92
Human Resources		State Aid Revenues	16,550.18	Veteran & Senior Citizen Taxes	14,750.00
Elections		Federal Aid Revenues	10,549.00	Total Taxes for Rate Computation	3,281,141.64
General Administration (other)	170,420.65	State and Local Fiscal Assistance Act Utilized		Special District Taxes	
JUDICIARY		Sale of Acquired Property		Bank Corp. Taxes	10,027.02
Municipal Courts	19,500.00	Other Miscellaneous Revenues	255,999.55	Added and Omitted Taxes	35,198.67
PUBLIC SAFETY		Total	4,000,695.91	Total Taxes Levied - ABSTRACT	3,311,617.33
Fire Protection	38,000.00	Prior Years Surplus Appropriated	516,000.00	Total Taxes Billed	3,320,451.54
Police Protection	429,500.00	REVENUES TOTAL	4,516,695.91	1983 TAXES COLLECTED	3,163,644.67
Civil Defense & Disaster Control		Reserve For Uncollected Taxes	288,400.29	1983 Taxes Cancelled, Abated or Adjusted	6,859.76
Environmental Inspection & Control	34,600.00	CAPITAL OUTLAY TOTAL	153,181.38	Transfer to Tax Title Liens or Foreclosed	
Other Public Safety				Balance Outstanding Dec. 31, 1983	149,947.11
PUBLIC WORKS				PRIOR YEARS TAXES OUTSTANDING	
Streets and Drainage	113,600.00	Public Enterprises		Balance January 1, 1983	197,202.50
Sewers and Sewage Processing		Recreation—Culture	20,824.00	Collected in 1983	196,918.59
Garbage and Trash Disposal	145,000.00	Public Works	8,676.15	Cancelled, Abated or Adjusted 1983	283.91
Public Buildings and Grounds	44,000.00	Buildings and Grounds	123,681.23	Transfers to Tax Title Liens or Foreclosed	
Other Public Works	6,000.00	Library and Education		Balance December 31, 1983	
HEALTH and WELFARE		Conservation		TAX TITLE LIENS OUTSTANDING	
Health Services Except Environmental	9,760.00	All Other		Balance January 1, 1983	
Welfare-Public Assistance	114.90	CAPITAL DEBT AUTHORIZED, DECEMBER 31, 1983		Transfer From Taxes	
Hospitals, Clinics, First Aid	2,000.00	ISSUED AND UNISSUED GROSS DEBT		Redeemed in 1983	
Animal, Insect, & Rodent Control		School 35,000		Cancelled, Abated or Adjusted (1983)	
Other Welfare Services		Self-liquidating 555,100	555,100	Transfers to Foreclosed Property	
RECREATION and CONSERVATION		Other 590,100	555,100	Balance December 31, 1983	
Beaches and Boardwalks		Total	590,100	PROPERTY ACQUIRED BY DEED OR FORECLOSURE	
Parks, Playgrounds, Shade Trees	13,950.00	ISSUED AND OUTSTANDING		Balance January 1, 1983	
Land Reclamation & Conservation	1,100.00	School 35,000.00		Transfers From Taxes or Liens	
Other Recreational Services	500.00	Self-Liquidating 555,100.00		Sale for Cash (1983)	
EDUCATION (excluding schools)		Other 590,100.00		Cancelled, Abated or Adjusted (1983)	
Libraries		Total	590,100.00	Balance December 31, 1983	
Other Educational Services	500.00	EQUALIZED VALUATION BASIS		CURRENT FINANCES DECEMBER 31, 1983	
STATUTORY EXPENDITURES		FOR NET DEBT COMPUTATION	293,757.091	ASSETS	
Pensions & F. I. C. A.	89,215.99	REAL PROPERTY VALUATIONS		Cash Dec. 31, 1983	1,369,538.76
Employee Fringe Benefits	17,412.26	Code Class # of Parcels % VAL'N		Taxes Receivable	149,947.11
Other Statutory Expenditures		1 Vacant Land 244 11.38	40,048,100.00	Tax Title Liens	
CETA And Other Public Employment Programs		2 Residential 913 87.01	306,321,500.00	Foreclosed Property	
MUNICIPAL FUNCTIONS TOTAL	1,199,279.00	3 Farm 24 .65	2,293,500.00	Emergencies & Other Deferred Charges	
CAPITAL IMPROVEMENTS *MEMO*	71,000.00	4a Commercial 14 .97	3,399,100.00	State and Federal Aid Receivable	
DEBT SERVICE		4b Industrial		Other Receivables	4,149.19
Principal Payments	54,900.00	4c Apartments		Total	1,523,635.06
Interest Payments	29,220.00	Total 1195	352,062,200.00	LIABILITIES, RESERVES, AND SURPLUS	
DEFERRED CHARGES	3,000.00	Land Area 4.90 Sq. Miles		Cash Liabilities	596,119.24
SCHOOL, COUNTY, SPECIAL DISTRICT TAXES	2,630,773.72	Net Valuation Taxable-Municipal	353,252,997	Reserves for Receivables	154,096.30
RESERVE FOR UNCOLLECTED TAXES	288,400.29	Net Valuation Taxable-County	303,464,460	Surplus Dec. 31, 1983	773,419.52
EXPENDITURES TOTAL	4,205,573.01	State Equalized Valuation	332,699,460	Total	1,523,635.06
		State Equalization Ratio	106.20		

1712
Population 1980 6,959
Population 1983 7,008
S & P Rating
Moody Rating BAA1

General Tax Rate Per \$100. 4.00
State Equalized Tax Rate 2.96

SALEM CITY – SALEM COUNTY
Form of Government:
Special Charter (P.L. 1858 c. 65)
Number of Members on Governing Body – 9

PER CAPITA:
Gross Debt 603.03
Net Debt 30.32
Debt Service 66.84
Total Tax Levy 296.16
Municipal Expenditures 342.16
PER CENT:
Gross Debt 6.84
Net Debt .34
Tax Levy Collected 85.14
Tax Levy Cancelled, Abated or Adjusted .75

EXPENDITURES		REVENUES-REALIZED		1983 PROPERTY TAX	
GENERAL GOVERNMENT				STATE EQUALIZED TAX RATE	
Governing Body & Public Boards		1983 Property Taxes Collected	1,764,624.80	Local District School Taxes 1.10	770,000.00
Municipal Clerk		1983 Payments in Lieu of Taxes		Regional & Consolidated School Tax	
Financial Administration	36,616.48	Delinquent Tax & Lien Collections	217,965.95	School Taxes in Municipal Budget .32	225,441.97
Assessment of Taxes	27,205.90	Business Personalty Replacement Taxes	237,464.80	County Taxes .83	582,089.98
Collection of Taxes	22,210.68	Taxes from Public Utilities	486,443.00	County Library Taxes	
Planning, Housing & Development	38,408.94	Other Miscellaneous Tax Revenues		Local Municipal Purpose Taxes .70	485,290.65
Human Resources	8,500.00	State Aid Revenues	353,720.22	Veteran & Senior Citizen Taxes	61,000.00
Elections		Federal Aid Revenues		Total Taxes for Rate Computation 2.95	2,123,822.60
General Administration (other)	155,946.23	State and Local Fiscal Assistance Act Utilized	23,795.20	Special District Taxes	
JUDICIARY		Sale of Acquired Property		Bank Corp. Taxes	6,295.45
Municipal Courts	38,524.83	Other Miscellaneous Revenues	311,062.28	Added and Omitted Taxes	6,389.94
PUBLIC SAFETY		Total	3,395,076.25	Total Taxes Levied - ABSTRACT	2,075,507.99
Fire Protection	52,809.76	Prior Years Surplus Appropriated	400,000.00	Total Taxes Billed	2,072,570.46
Police Protection	620,579.53	REVENUES TOTAL	3,795,076.25	1983 TAXES COLLECTED	1,764,624.80
Civil Defense & Disaster Control	1,780.57	Reserve For Uncollected Taxes	284,381.10	1983 Taxes Cancelled, Abated or Adjusted	15,537.25
Environmental Inspection & Control	10,306.51	CAPITAL OUTLAY TOTAL	441,983.85	Transfer to Tax Title Liens or Foreclosed	7,901.00
Other Public Safety				Balance Outstanding Dec. 31, 1983	284,507.41
PUBLIC WORKS				PRIOR YEARS TAXES OUTSTANDING	
Streets and Drainage	270,380.61	Public Enterprises	19,624.09	Balance January 1, 1983	215,148.23
Sewers and Sewage Processing		Recreation—Culture	60,943.62	Collected in 1983	209,648.05
Garbage and Trash Disposal	65,417.28	Public Works	343,337.50	Cancelled, Abated or Adjusted 1983	
Public Buildings and Grounds	20,910.06	Buildings and Grounds	18,078.64	Transfers to Tax Title Liens or Foreclosed	
Other Public Works		Library and Education		Balance December 31, 1983	5,500.18
HEALTH and WELFARE		Conservation		TAX TITLE LIENS OUTSTANDING	
Health Services Except Environmental	1,887.42	All Other		Balance January 1, 1983	29,279.97
Welfare-Public Assistance	8,994.62	CAPITAL DEBT AUTHORIZED, DECEMBER 31, 1983		Transfer From Taxes	7,901.00
Hospitals, Clinics, First Aid	1,000.00	ISSUED AND UNISSUED		Redeemed in 1983	8,317.90
Animal, Insect, & Rodent Control	4,625.00	School	3,471,000	Cancelled, Abated or Adjusted (1983)	
Other Welfare Services		Self-liquidating	755,000	Transfers to Foreclosed Property	16,697.64
RECREATION and CONSERVATION		Other		Balance December 31, 1983	12,165.43
Beaches and Boardwalks		Total	4,226,000	PROPERTY ACQUIRED BY DEED OR	
Parks, Playgrounds, Shade Trees	28,731.67	ISSUED AND OUTSTANDING		FORECLOSURE	
Land Reclamation & Conservation		School	3,471,000.00	Balance January 1, 1983	95,300.00
Other Recreational Services		Self-Liquidating	727,628.88	Transfers From Taxes or Liens	16,697.64
EDUCATION (excluding schools)		Other		Sale for Cash (1983)	
Libraries	61,500.00	Total	4,198,628.88	Cancelled, Abated or Adjusted (1983)	
Other Educational Services		EQUALIZED VALUATION BASIS		Balance December 31, 1983	111,997.64
STATUTORY EXPENDITURES		FOR NET DEBT COMPUTATION	61,787,245	CURRENT FINANCES DECEMBER 31, 1983	
Pensions & F. I. C. A.	132,600.00	REAL PROPERTY VALUATIONS		ASSETS	
Employee Fringe Benefits	29,632.03	Code Class # of Parcels % VAL'N		Cash Dec. 31, 1983	1,041,701.84
Other Statutory Expenditures	6,500.00	1 Vacant Land 218 .97	474,825.00	Taxes Receivable	290,007.59
CETA And Other Public Employment Programs		2 Residential 1618 52.33	25,606,325.00	Tax Title Liens	12,165.43
MUNICIPAL FUNCTIONS TOTAL	1,645,068.12	3 Farm 14 .28	138,600.00	Foreclosed Property	111,997.64
CAPITAL IMPROVEMENTS *MEMO*	130,000.00	4a Commercial 170 27.84	13,023,400.00	Emergencies & Other Deferred Charges	
DEBT SERVICE		4b Industrial 16 10.59	5,181,100.00	State and Federal Aid Receivable	
Principal Payments	171,000.00	4c Apartments 8 7.99	3,909,675.00	Other Receivables	10,300.37
Interest Payments	297,413.00	Total 2044	48,933,925.00	Total	1,466,172.87
TYPE I SCHL DEBT *MEMO	468,413.00	Land Area 2.70 Sq. Miles		LIABILITIES, RESERVES, AND SURPLUS	
DEFERRED CHARGES		Net Valuation Taxable-Municipal	51,654,612	Cash Liabilities	509,266.93
SCHOOL, COUNTY, SPECIAL DISTRICT TAXES	1,577,531.95	Net Valuation Taxable-County	72,277,130	Reserves for Receivables	424,471.03
RESERVE FOR UNCOLLECTED TAXES	284,381.10	State Equalized Valuation	68,876,879	Surplus Dec. 31, 1983	532,434.91
EXPENDITURES TOTAL	3,975,394.17	State Equalization Ratio	73.99	Total	1,466,172.87

1917
Population 1980 1,485
Population 1983 1,571
S & P Rating
Moody Rating

General Tax Rate Per \$100. 3.79
State Equalized Tax Rate 2.18

SANDYSTON TOWNSHIP – SUSSEX CO.
Form of Government:
Township Committee
Number of Members on Governing Body – 3

PER CAPITA:
Gross Debt 351.27
Net Debt
Debt Service
Total Tax Levy 718.61
Municipal Expenditures 252.55
PER CENT:
Gross Debt 1.11
Net Debt
Tax Levy Collected 91.46
Tax Levy Cancelled, Abated or Adjusted .34

EXPENDITURES		REVENUES-REALIZED		1983 PROPERTY TAX	
GENERAL GOVERNMENT				STATE EQUALIZED TAX RATE →	
Governing Body & Public Boards		1983 Property Taxes Collected	1,035,329.34	Local District School Taxes	
Municipal Clerk		1983 Payments in Lieu of Taxes		Regional & Consolidated School Tax	1.57 806,095.64
Financial Administration	11,380.00	Delinquent Tax & Lien Collections	94,397.34	School Taxes in Municipal Budget	
Assessment of Taxes	9,410.00	Business Personalty Replacement Taxes	14,602.84	County Taxes	.57 * 294,087.25
Collection of Taxes	15,000.00	Taxes from Public Utilities	125,736.00	County Library Taxes	.03 17,214.15
Planning, Housing & Development	3,050.00	Other Miscellaneous Tax Revenues	1,024.32	Local Municipal Purpose Taxes	
Human Resources		State Aid Revenues	9,202.03	Veteran & Senior Citizen Taxes	26,650.00
Elections		Federal Aid Revenues		Total Taxes for Rate Computation	2.17 1,144,047.04
General Administration (other)	45,300.00	State and Local Fiscal Assistance Act Utilized	12,059.00	Special District Taxes	
JUDICIARY		Sale of Acquired Property		Bank Corp. Taxes	
Municipal Courts	18,500.00	Other Miscellaneous Revenues	101,646.53	Added and Omitted Taxes	11,546.32
PUBLIC SAFETY		Total	1,393,997.40	Total Taxes Levied - ABSTRACT	1,128,943.36
Fire Protection	15,500.00	Prior Years Surplus Appropriated	178,000.00	Total Taxes Billed	1,131,965.12
Police Protection	3,500.00	REVENUES TOTAL	1,571,997.40	1983 TAXES COLLECTED	1,035,329.34
Civil Defense & Disaster Control	50.00	Reserve For Uncollected Taxes	144,625.76	1983 Taxes Cancelled, Abated or Adjusted	3,897.01
Environmental Inspection & Control	8,200.00			Transfer to Tax Title Liens or Foreclosed	12,511.11
Other Public Safety				Balance Outstanding Dec. 31, 1983	80,227.66
PUBLIC WORKS		CAPITAL OUTLAY TOTAL		PRIOR YEARS TAXES OUTSTANDING	
Streets and Drainage	83,059.00	Public Enterprises		Balance January 1, 1983	103,915.31
Sewers and Sewage Processing		Recreation—Culture		Collected in 1983	92,471.21
Garbage and Trash Disposal		Public Works		Cancelled, Abated or Adjusted 1983	5,987.86
Public Buildings and Grounds	4,000.00	Buildings and Grounds		Transfers to Tax Title Liens or Foreclosed	888.05
Other Public Works		Library and Education		Balance December 31, 1983	4,568.19
HEALTH and WELFARE		Conservation		TAX TITLE LIENS OUTSTANDING	
Health Services Except Environmental	8,500.00	All Other		Balance January 1, 1983	44,321.42
Welfare-Public Assistance	925.00			Transfer From Taxes	13,503.96
Hospitals, Clinics, First Aid	2,800.00	CAPITAL DEBT AUTHORIZED, DECEMBER 31, 1983		Redeemed in 1983	1,926.13
Animal, Insect, & Rodent Control	3,100.00	ISSUED AND UNISSUED GROSS DEBT NET DEBT		Cancelled, Abated or Adjusted (1983)	11,482.39
Other Welfare Services		School 551,844		Transfers to Foreclosed Property	12,182.62
RECREATION and CONSERVATION		Self-liquidating		Balance December 31, 1983	32,234.24
Beaches and Boardwalks		Other		PROPERTY ACQUIRED BY DEED OR FORECLOSURE	
Parks, Playgrounds, Shade Trees		Total 551,844		Balance January 1, 1983	61,517.38
Land Reclamation & Conservation		ISSUED AND OUTSTANDING		Transfers From Taxes or Liens	12,182.62
Other Recreational Services	1,550.00	School	551,844.91	Sole for Cash (1983)	
EDUCATION (excluding schools)		Self-Liquidating		Cancelled, Abated or Adjusted (1983)	
Libraries		Other		Balance December 31, 1983	73,700.00
Other Educational Services		Total	551,844.91	CURRENT FINANCES DECEMBER 31, 1983	
STATUTORY EXPENDITURES		EQUALIZED VALUATION BASIS FOR NET DEBT COMPUTATION	49,567,778	ASSETS	
Pensions & F. I. C. A.	10,700.00	REAL PROPERTY VALUATIONS		Cash Dec. 31, 1983	272,311.71
Employee Fringe Benefits		Code Class # of Parcels % VAL'N		Taxes Receivable	84,795.85
Other Statutory Expenditures	1,500.00	1 Vacant Land 324 10.36	3,036,800.00	Tax Title Liens	32,234.24
CETA And Other Public Employment Programs		2 Residential 711 72.35	21,201,750.00	Foreclosed Property	73,700.00
MUNICIPAL FUNCTIONS TOTAL	251,024.00	3 Farm 196 8.22	2,407,800.00	Emergencies & Other Deferred Charges	2.43
CAPITAL IMPROVEMENTS *MEMO*	53,334.89	4a Commercial 47 7.90	2,316,600.00	State and Federal Aid Receivable	
DEBT SERVICE		4b Industrial 5 1.17	343,400.00	Other Receivables	.29
Principal Payments		4c Apartments		Total	463,044.52
Interest Payments		Total 1283	29,306,350.00	LIABILITIES, RESERVES, AND SURPLUS	
DEFERRED CHARGES	1,104.23	Land Area 41.40 Sq. Miles		Cash Liabilities	61,463.91
SCHOOL, COUNTY, SPECIAL DISTRICT TAXES	1,117,397.04	Net Valuation Taxable-Municipal	29,555,157	Reserves for Receivables	117,030.36
RESERVE FOR UNCOLLECTED TAXES	144,625.76	Net Valuation Taxable-County	51,836,790	Surplus Dec. 31, 1983	284,550.23
EXPENDITURES TOTAL	1,514,151.03	State Equalized Valuation	51,119,055	Total	463,044.52
		State Equalization Ratio	57.61		

1219
Population 1980 29,969
Population 1983 31,241
S & P Rating A+
Moody Rating AAA

General Tax Rate Per \$100. 2.87
State Equalized Tax Rate 2.13

SAYREVILLE BOROUGH – MIDDLESEX CO.
Form of Government:
Borough Council
Number of Members on Governing Body – 6

PER CAPITA:
Gross Debt 836.18
Net Debt 551.85
Debt Service 110.87
Total Tax Levy 555.44
Municipal Expenditures 519.42
PER CENT:
Gross Debt 3.13
Net Debt 2.06
Tax Levy Collected 96.86
Tax Levy Cancelled, Abated or Adjusted .07

EXPENDITURES		REVENUES-REALIZED		1983 PROPERTY TAX	
GENERAL GOVERNMENT		1983 Property Taxes Collected		STATE EQUALIZED TAX RATE	
Governing Body & Public Boards			16,829,803.60	Local District School Taxes	1.53
Municipal Clerk				Regional & Consolidated School Tax	
Financial Administration	246,750.00	1983 Payments in Lieu of Taxes	313,963.30	School Taxes in Municipal Budget	
Assessment of Taxes	350,000.00	Delinquent Tax & Lien Collections	1,449,161.68	County Taxes	.60
Collection of Taxes	105,500.00	Business Personalty Replacement Taxes	9,430,183.00	County Library Taxes	
Planning, Housing & Development	185,300.00	Taxes from Public Utilities		Local Municipal Purpose Taxes	
Human Resources	77,700.00	Other Miscellaneous Tax Revenues	294,446.66	Veteran & Senior Citizen Taxes	356,100.00
Elections	18,000.00	State Aid Revenues		Total Taxes for Rate Computation	2.13
General Administration (other)	879,100.00	Federal Aid Revenues	151,521.00	Special District Taxes	
JUDICIARY		State and Local Fiscal Assistance Act Utilized	14,760.00	Bank Corp. Taxes	26,097.03
Municipal Courts	120,000.00	Sale of Acquired Property	2,395,965.91	Added and Omitted Taxes	105,081.69
PUBLIC SAFETY		Other Miscellaneous Revenues	30,879,805.15	Total Taxes Levied - ABSTRACT	17,352,443.66
Fire Protection	194,000.00	Total	5,000,000.00	Total Taxes Billed	17,375,784.72
Police Protection	2,872,113.00	Prior Years Surplus Appropriated	35,879,805.15	1983 TAXES COLLECTED	16,829,803.60
Civil Defense & Disaster Control	38,450.00	REVENUES	1,107,885.18	1983 Taxes Cancelled, Abated or Adjusted	12,532.31
Environmental Inspection & Control	205,400.00	Reserve For Uncollected Taxes	735,510.99	Transfer to Tax Title Liens or Foreclosed	39,611.74
Other Public Safety		CAPITAL OUTLAY		Balance Outstanding Dec. 31, 1983	495,637.07
PUBLIC WORKS		Total		PRIOR YEARS TAXES OUTSTANDING	
Streets and Drainage	1,362,500.00	Public Enterprises	234,784.12	Balance January 1, 1983	295,292.89
Sewers and Sewage Processing	625,000.00	Recreation—Culture	159,383.14	Collected in 1983	287,257.34
Garbage and Trash Disposal	1,305,400.00	Public Works	300,698.31	Cancelled, Abated or Adjusted 1983	771.81
Public Buildings and Grounds	632,000.00	Buildings and Grounds	35,655.94	Transfers to Tax Title Liens or Foreclosed	1,129.56
Other Public Works	113,000.00	Library and Education	4,789.48	Balance December 31, 1983	6,134.18
HEALTH and WELFARE		Conservation		TAX TITLE LIENS OUTSTANDING	
Health Services Except Environmental	64,580.00	All Other		Balance January 1, 1983	149,673.21
Welfare-Public Assistance	33,250.00	CAPITAL DEBT AUTHORIZED, DECEMBER 31, 1983		Transfer From Taxes	40,913.38
Hospitals, Clinics, First Aid	8,000.00	ISSUED AND UNISSUED		Redeemed in 1983	26,705.96
Animal, Insect, & Rodent Control	8,115.00	School	3,829,000	Cancelled, Abated or Adjusted (1983)	
Other Welfare Services		Self-Liquidating	3,691,000	Transfers to Foreclosed Property	44,364.43
RECREATION and CONSERVATION		Other	18,603,158	Balance December 31, 1983	119,516.20
Beaches and Boardwalks		Total	26,123,158	PROPERTY ACQUIRED BY DEED OR FORECLOSURE	
Parks, Playgrounds, Shade Trees	656,700.00	ISSUED AND OUTSTANDING		Balance January 1, 1983	186,770.57
Land Reclamation & Conservation	2,700.00	School	3,829,000.00	Transfers From Taxes or Liens	44,364.43
Other Recreational Services	87,200.00	Self-Liquidating	3,689,000.00	Sale for Cash (1983)	
EDUCATION (excluding schools)		Other	17,614,165.00	Cancelled, Abated or Adjusted (1983)	
Libraries	343,000.00	Total	25,132,165.00	Balance December 31, 1983	231,135.00
Other Educational Services	2,500.00	EQUALIZED VALUATION BASIS		CURRENT FINANCES DECEMBER 31, 1983	
STATUTORY EXPENDITURES		FOR NET DEBT COMPUTATION		ASSETS	
Pensions & F. I. C. A.	732,000.00	REAL PROPERTY VALUATIONS		Cash Dec. 31, 1983	13,135,343.35
Employee Fringe Benefits	340,000.00	Code Class # of Parcels % VAL'N		Taxes Receivable	499,971.25
Other Statutory Expenditures	1,000.00	1 Vacant Land 913 5.49		Tax Title Liens	119,516.20
CETA And Other Public Employment Programs		2 Residential 7910 65.98		Foreclosed Property	231,135.00
MUNICIPAL FUNCTIONS		3 Farm 5 .02		Emergencies & Other Deferred Charges	367.50
CAPITAL IMPROVEMENTS		4a Commercial 348 8.91		State and Federal Aid Receivable	
DEBT SERVICE		4b Industrial 30 16.42		Other Receivables	469,922.25
Principal Payments	1,100,000.00	4c Apartments 11 3.18		Total	14,456,255.55
Interest Payments	2,363,583.60	Total 9217		LIABILITIES, RESERVES, AND SURPLUS	
DEFERRED CHARGES		Land Area 16.60 Sq. Miles		Cash Liabilities	7,784,826.90
SCHOOL, COUNTY, SPECIAL DISTRICT TAXES	46,385.31	Net Valuation Taxable-Municipal	601,766,656	Reserves for Receivables	1,260,404.90
RESERVE FOR UNCOLLECTED TAXES	17,221,264.94	Net Valuation Taxable-County	907,559,084	Surplus Dec. 31, 1983	5,411,023.75
EXPENDITURES		State Equalized Valuation	809,805,986	Total	14,456,255.55
TOTAL	33,448,377.03	State Equalization Ratio	74.13		

2016
Population 1980 20,774
Population 1983 21,315
S & P Rating
Moody Rating AA

General Tax Rate Per \$100. 5.94
State Equalized Tax Rate 2.66

SCOTCH PLAINS TOWNSHIP - UNION CO.
Form of Government:
Council-Manager Plan E (OMCL 50)
Number of Members on Governing Body - 5

PER CAPITA:
Gross Debt 171.83
Net Debt 55.34
Debt Service 11.05
Total Tax Levy 880.10
Municipal Expenditures 313.74

PER CENT:
Gross Debt .56
Net Debt .18
Tax Levy Collected 97.36
Tax Levy Cancelled, Abated or Adjusted .34

EXPENDITURES		REVENUES-REALIZED		1983 PROPERTY TAX	
GENERAL GOVERNMENT				STATE EQUALIZED TAX RATE →	
Governing Body & Public Boards		1983 Property Taxes Collected	18,256,471.21	Local District School Taxes	
Municipal Clerk		1983 Payments in Lieu of Taxes		Regional & Consolidated School Tax	1.82
Financial Administration	84,010.00	Delinquent Tax & Lien Collections	506,204.08	School Taxes in Municipal Budget	
Assessment of Taxes	43,894.00	Business Personalty Replacement Taxes	134,129.92	County Taxes	.49
Collection of Taxes	53,334.00	Taxes from Public Utilities	1,597,359.00	County Library Taxes	
Planning, Housing & Development	25,434.00	Other Miscellaneous Tax Revenues		Local Municipal Purpose Taxes	.34
Human Resources		State Aid Revenues	184,934.44	Veteran & Senior Citizen Taxes	
Elections	3,450.00	Federal Aid Revenues		Total Taxes for Rate Computation	2.65
General Administration (other)	771,730.12	State and Local Fiscal Assistance Act Utilized	107,616.56	Special District Taxes	
JUDICIARY		Sale of Acquired Property		Bank Corp. Taxes	8,658.03
Municipal Courts	44,625.00	Other Miscellaneous Revenues	919,411.19	Added and Omitted Taxes	98,514.20
PUBLIC SAFETY		Total	21,706,126.40	Total Taxes Levied - ABSTRACT	18,759,419.54
Fire Protection	276,671.00	Prior Years Surplus Appropriated	1,853,225.00	Total Taxes Billed	18,750,761.51
Police Protection	1,291,510.00	REVENUES TOTAL	23,559,351.40	1983 TAXES COLLECTED	18,256,471.21
Civil Defense & Disaster Control	11,755.00	Reserve For Uncollected Taxes	1,021,570.00	1983 Taxes Cancelled, Abated or Adjusted	63,955.00
Environmental Inspection & Control	67,068.00			Transfer to Tax Title Liens or Foreclosed	46,492.84
Other Public Safety				Balance Outstanding Dec. 31, 1983	383,842.46
PUBLIC WORKS		CAPITAL OUTLAY TOTAL	961,219.31	PRIOR YEARS TAXES OUTSTANDING	
Streets and Drainage	918,943.00	Public Enterprises		Balance January 1, 1983	371,056.40
Sewers and Sewage Processing	420,383.00	Recreation—Culture	50.44	Collected in 1983	363,480.44
Garbage and Trash Disposal	10,000.00	Public Works	945,842.47	Cancelled, Abated or Adjusted 1983	
Public Buildings and Grounds	58,989.00	Buildings and Grounds	7,242.74	Transfers to Tax Title Liens or Foreclosed	7,044.00
Other Public Works	97,000.00	Library and Education	8,083.66	Balance December 31, 1983	531.96
HEALTH and WELFARE		Conservation		TAX TITLE LIENS OUTSTANDING	
Health Services Except Environmental	41,516.00	All Other		Balance January 1, 1983	188,357.64
Welfare-Public Assistance	15,745.00			Transfer From Taxes	54,591.24
Hospitals, Clinics, First Aid	2,000.00			Redeemed in 1983	142,723.64
Animal, Insect, & Rodent Control				Cancelled, Abated or Adjusted (1983)	
Other Welfare Services	450.00			Transfers to Foreclosed Property	
RECREATION and CONSERVATION				Balance December 31, 1983	100,225.24
Beaches and Boardwalks				PROPERTY ACQUIRED BY DEED OR FORECLOSURE	
Parks, Playgrounds, Shade Trees	134,560.00			Balance January 1, 1983	373,545.00
Land Reclamation & Conservation				Transfers From Taxes or Liens	
Other Recreational Services	84,720.00			Sale for Cash (1983)	
EDUCATION (excluding schools)				Cancelled, Abated or Adjusted (1983)	
Libraries	237,986.00			Balance December 31, 1983	373,545.00
Other Educational Services				CURRENT FINANCES DECEMBER 31, 1983	
STATUTORY EXPENDITURES				ASSETS	
Pensions & F. I. C. A.	550,180.00			Cash Dec. 31, 1983	4,809,723.76
Employee Fringe Benefits				Taxes Receivable	384,374.42
Other Statutory Expenditures				Tax Title Liens	100,225.24
CETA And Other Public Employment Programs				Foreclosed Property	373,545.00
MUNICIPAL FUNCTIONS TOTAL	5,245,953.12			Emergencies & Other Deferred Charges	224,000.00
CAPITAL IMPROVEMENTS *MEMO*	26,100.00			State and Federal Aid Receivable	
DEBT SERVICE				Other Receivables	9,090.53
Principal Payments	180,000.00			Total	5,900,958.95
Interest Payments	55,610.25			LIABILITIES, RESERVES, AND SURPLUS	
				Cash Liabilities	2,590,892.15
DEFERRED CHARGES				Reserves for Receivables	867,235.19
SCHOOL, COUNTY, SPECIAL DISTRICT TAXES	16,263,240.42			Surplus Dec. 31, 1983	2,442,831.61
RESERVE FOR UNCOLLECTED TAXES	1,021,570.00			Total	5,900,958.95
EXPENDITURES TOTAL	22,950,635.79				

1343
Population 1980 1,812
Population 1983 1,743
S & P Rating
Moody Rating BAA1

General Tax Rate Per \$100. 5.46
State Equalized Tax Rate 2.42

SEA BRIGHT BOROUGH - MONMOUTH CO.
Form of Government:
Borough Council
Number of Members on Governing Body - 6

PER CAPITA:
Gross Debt 801.16
Net Debt 750.15
Debt Service 62.21
Total Tax Levy 1,070.27
Municipal Expenditures 729.03
PER CENT:
Gross Debt 1.95
Net Debt 1.82
Tax Levy Collected 97.27
Tax Levy Cancelled, Abated or Adjusted

EXPENDITURES		REVENUES-REALIZED		1983 PROPERTY TAX	
GENERAL GOVERNMENT				STATE EQUALIZED TAX RATE	
Governing Body & Public Boards		1983 Property Taxes Collected	1,807,030.27	Local District School Taxes .21	157,980.00
Municipal Clerk		1983 Payments in Lieu of Taxes		Regional & Consolidated School Tax .76	579,221.93
Financial Administration	9,987.50	Delinquent Tax & Lien Collections	99,980.31	School Taxes in Municipal Budget	
Assessment of Taxes	44,770.00	Business Personalty Replacement Taxes	34,871.76	County Taxes .54	408,253.74
Collection of Taxes	15,851.00	Taxes from Public Utilities	114,674.00	County Library Taxes .02	15,427.36
Planning, Housing & Development	13,526.12	Other Miscellaneous Tax Revenues		Local Municipal Purpose Taxes .89	676,886.09
Human Resources		State Aid Revenues	14,565.96	Veteran & Senior Citizen Taxes	16,150.00
Elections		Federal Aid Revenues		Total Taxes for Rate Computation 2.42	1,853,919.12
General Administration (other)	133,866.66	State and Local Fiscal Assistance Act Utilized	15,369.00	Special District Taxes	
JUDICIARY		Sale of Acquired Property		Bank Corp. Taxes	7,781.12
Municipal Courts	21,131.00	Other Miscellaneous Revenues	258,013.10	Added and Omitted Taxes	19,930.84
PUBLIC SAFETY		Total	2,344,504.40	Total Taxes Levied - ABSTRACT	1,865,481.08
Fire Protection	33,115.60	Prior Years Surplus Appropriated	128,000.00	Total Taxes Billed	1,857,699.96
Police Protection	285,366.00	REVENUES TOTAL	2,472,504.40	1983 TAXES COLLECTED	1,807,030.27
Civil Defense & Disaster Control	2,200.00	Reserve For Uncollected Taxes	109,259.00	1983 Taxes Cancelled, Abated or Adjusted	
Environmental Inspection & Control	10,200.00	CAPITAL OUTLAY TOTAL	31,581.83	Transfer to Tax Title Liens or Foreclosed	
Other Public Safety		Public Enterprises		Balance Outstanding Dec. 31, 1983	50,669.69
PUBLIC WORKS		Recreation—Culture	16,848.72	PRIOR YEARS TAXES OUTSTANDING	
Streets and Drainage	105,051.61	Public Works	14,733.11	Balance January 1, 1983	64,961.23
Sewers and Sewage Processing	112,560.00	Buildings and Grounds		Collected in 1983	64,961.23
Garbage and Trash Disposal	51,694.00	Library and Education		Cancelled, Abated or Adjusted 1983	
Public Buildings and Grounds	6,500.00	Conservation		Transfers to Tax Title Liens or Foreclosed	
Other Public Works		All Other		Balance December 31, 1983	
HEALTH and WELFARE		CAPITAL DEBT AUTHORIZED, DECEMBER 31, 1983		TAX TITLE LIENS OUTSTANDING	
Health Services Except Environmental	20,908.00	ISSUED AND UNISSUED		Balance January 1, 1983	42,841.64
Welfare-Public Assistance	6,000.00	School	88,907	Transfer From Taxes	
Hospitals, Clinics, First Aid		Self-liquidating	1,307,509	Redeemed in 1983	35,019.08
Animal, Insect, & Rodent Control		Other	1,396,417	Cancelled, Abated or Adjusted (1983)	
Other Welfare Services		Total	1,396,417	Transfers to Foreclosed Property	
RECREATION and CONSERVATION		ISSUED AND OUTSTANDING		Balance December 31, 1983	7,822.56
Beaches and Boardwalks	58,225.87	School	88,907.92	PROPERTY ACQUIRED BY DEED OR	
Parks, Playgrounds, Shade Trees	13,000.00	Self-Liquidating	711,182.00	FORECLOSURE	
Land Reclamation & Conservation		Other	800,089.92	Balance January 1, 1983	3,800.00
Other Recreational Services		Total	800,089.92	Transfers From Taxes or Liens	
EDUCATION (excluding schools)		EQUALIZED VALUATION BASIS		Sale for Cash (1983)	
Libraries		FOR NET DEBT COMPUTATION	71,739,223	Cancelled, Abated or Adjusted (1983)	
Other Educational Services		REAL PROPERTY VALUATIONS		Balance December 31, 1983	3,800.00
STATUTORY EXPENDITURES		Code Class # of Parcels % VAL'N		CURRENT FINANCES DECEMBER 31, 1983	
Pensions & F. I. C. A.	65,042.00	1 Vacant Land 190 2.29		ASSETS	
Employee Fringe Benefits	17,784.14	2 Residential 723 59.18		Cash Dec. 31, 1983	465,319.16
Other Statutory Expenditures		3 Farm 82 29.12		Taxes Receivable	50,669.69
CETA And Other Public Employment Programs		4a Commercial 82 29.12		Tax Title Liens	7,822.56
MUNICIPAL FUNCTIONS TOTAL	1,026,781.50	4b Industrial 14 9.41		Foreclosed Property	3,800.00
CAPITAL IMPROVEMENTS *MEMO*	20,000.00	4c Apartments 14 9.41		Emergencies & Other Deferred Charges	5,997.28
DEBT SERVICE		Total 1009		State and Federal Aid Receivable	
Principal Payments	50,500.00	Land Area .60 Sq. Miles		Other Receivables	5,197.17
Interest Payments	57,927.74	Net Valuation Taxable-Municipal	33,642,450	Total	538,805.86
DEFERRED CHARGES	26,233.85	Net Valuation Taxable-County	76,782,301	LIABILITIES, RESERVES, AND SURPLUS	
SCHOOL, COUNTY, SPECIAL DISTRICT TAXES	1,160,883.03	State Equalized Valuation	75,828,659	Cash Liabilities	245,524.10
RESERVE FOR UNCOLLECTED TAXES	109,259.00	State Equalization Ratio	44.24	Reserves for Receivables	53,486.70
EXPENDITURES TOTAL	2,431,585.12			Surplus Dec. 31, 1983	239,795.06

1344
Population 1980 2,650
Population 1983 2,636
S & P Rating
Moody Rating A

General Tax Rate Per \$100.
1.45
State Equalized Tax Rate
1.35

SEA GIRT BOROUGH - MONMOUTH CO.
Form of Government:
Borough Council
Number of Members on Governing Body - 6

PER CAPITA:
Gross Debt 624.99
Net Debt 399.46
Debt Service 44.30
Total Tax Levy 1,005.95
Municipal Expenditures 537.33
PER CENT:
Gross Debt .96
Net Debt .62
Tax Levy Collected 96.66
Tax Levy Cancelled, Abated or Adjusted .04

EXPENDITURES		REVENUES-REALIZED		1983 PROPERTY TAX	
GENERAL GOVERNMENT				STATE EQUALIZED TAX RATE → .53	
Governing Body & Public Boards		1983 Property Taxes Collected	2,560,930.91	Local District School Taxes	1,042,342.00
Municipal Clerk		1983 Payments in Lieu of Taxes		Regional & Consolidated School Tax	
Financial Administration	5,400.00	Delinquent Tax & Lien Collections	83,221.03	School Taxes in Municipal Budget	
Assessment of Taxes	5,798.00	Business Personalty Replacement Taxes	9,698.72	County Taxes	935,212.16
Collection of Taxes	18,626.00	Taxes from Public Utilities	140,465.00	County Library Taxes	35,324.33
Planning, Housing & Development	7,942.00	Other Miscellaneous Tax Revenues		Local Municipal Purpose Taxes	632,228.00
Human Resources	500.00	State Aid Revenues	56,656.24	Veteran & Senior Citizen Taxes	22,900.00
Elections		Federal Aid Revenues	12,765.00	Total Taxes for Rate Computation	2,668,006.49
General Administration (other)	173,863.00	State and Local Fiscal Assistance Act Utilized		Special District Taxes	
JUDICIARY		Sale of Acquired Property		Bank Corp. Taxes	2,326.89
Municipal Courts	15,920.00	Other Miscellaneous Revenues	430,224.82	Added and Omitted Taxes	4,259.15
PUBLIC SAFETY		Total	3,293,961.72	Total Taxes Levied - ABSTRACT	2,651,692.53
Fire Protection	22,300.00	Prior Years Surplus Appropriated	277,000.00	Total Taxes Billed	2,649,365.64
Police Protection	305,451.00	REVENUES TOTAL	3,570,961.72	1983 TAXES COLLECTED	2,560,930.91
Civil Defense & Disaster Control	1,550.00	Reserve For Uncollected Taxes	101,698.31	1983 Taxes Cancelled, Abated or Adjusted	993.40
Environmental Inspection & Control	6,966.00	CAPITAL OUTLAY TOTAL	119,014.17	Transfer to Tax Title Liens or Foreclosed	
Other Public Safety		Public Enterprises	4,702.60	Balance Outstanding Dec. 31, 1983	87,441.33
PUBLIC WORKS		Recreation—Culture	100.00	PRIOR YEARS TAXES OUTSTANDING	
Streets and Drainage	121,003.00	Public Works	100,885.38	Balance January 1, 1983	63,221.03
Sewers and Sewage Processing	5,000.00	Buildings and Grounds	13,326.19	Collected in 1983	83,221.03
Garbage and Trash Disposal	107,968.00	Library and Education		Cancelled, Abated or Adjusted 1983	
Public Buildings and Grounds	24,900.00	Conservation		Transfers to Tax Title Liens or Foreclosed	
Other Public Works		All Other		Balance December 31, 1983	
HEALTH and WELFARE		CAPITAL DEBT AUTHORIZED, DECEMBER 31, 1983		TAX TITLE LIENS OUTSTANDING	
Health Services Except Environmental	6,266.00	ISSUED AND UNISSUED		Balance January 1, 1983	
Welfare-Public Assistance	100.00	School	215,000	Transfer From Taxes	
Hospitals, Clinics, First Aid		Self-Liquidating	379,500	Redeemed in 1983	
Animal, Insect, & Rodent Control		Other	1,052,967	Cancelled, Abated or Adjusted (1983)	
Other Welfare Services		Total	1,647,467	Transfers to Foreclosed Property	
RECREATION and CONSERVATION		ISSUED AND OUTSTANDING		Balance December 31, 1983	
Beaches and Boardwalks	147,405.00	School	215,000.00	PROPERTY ACQUIRED BY DEED OR FORECLOSURE	
Parks, Playgrounds, Shade Trees	29,469.00	Self-Liquidating	379,500.00	Balance January 1, 1983	3,200.00
Land Reclamation & Conservation		Other	796,000.00	Transfers From Taxes or Liens	
Other Recreational Services	17,800.00	Total	1,390,500.00	Cancelled, Abated or Adjusted (1983)	
EDUCATION (excluding schools)		EQUALIZED VALUATION BASIS		Balance December 31, 1983	3,200.00
Libraries	3,329.00	FOR NET DEBT COMPUTATION	171,050,022	CURRENT FINANCES DECEMBER 31, 1983	
Other Educational Services		REAL PROPERTY VALUATIONS		ASSETS	
STATUTORY EXPENDITURES		Code Class # of Parcels % VAL'N		Cash Dec. 31, 1983	1,034,229.02
Pensions & F. I. C. A.	98,629.60	1 Vacant Land 47 1.92	3,486,300.00	Taxes Receivable	87,441.33
Employee Fringe Benefits	33,000.00	2 Residential 1122 93.63	170,367,400.00	Tax Title Liens	
Other Statutory Expenditures		3 Farm		Foreclosed Property	3,200.00
CETA And Other Public Employment Programs	1,159,185.60	4a Commercial 46 4.11	7,485,100.00	Emergencies & Other Deferred Charges	38,000.00
MUNICIPAL FUNCTIONS TOTAL	10,127.00	4b Industrial		State and Federal Aid Receivable	420.00
CAPITAL IMPROVEMENTS *MEMO*		4c Apartments 1 .34	616,700.00	Other Receivables	
DEBT SERVICE		Total 1216	181,955,500.00	Total	1,163,290.35
Principal Payments	45,000.00	Land Area 1.05 Sq. Miles		LIABILITIES, RESERVES, AND SURPLUS	
Interest Payments	71,769.50	Net Valuation Taxable-Municipal	182,848,300	Cash Liabilities	727,802.26
DEFERRED CHARGES		Net Valuation Taxable-County	172,321,702	Reserves for Receivables	90,641.33
SCHOOL, COUNTY, SPECIAL DISTRICT TAXES	2,012,878.49	State Equalized Valuation	196,312,909	Surplus Dec. 31, 1983	344,846.76
RESERVE FOR UNCOLLECTED TAXES	101,698.31	State Equalization Ratio	93.11	Total	1,163,290.35
EXPENDITURES TOTAL	3,429,283.49				

0509
Population 1980 2,644
Population 1983 2,933
S & P Rating AAA
Moody Rating AAA

General Tax Rate Per \$100.
1.07
State Equalized Tax Rate
1.14

SEA ISLE CITY CITY – CAPE MAY COUNTY
Form of Government:
Commission (1911)
Number of Members on Governing Body – 3

PER CAPITA:
Gross Debt 2,474.60
Net Debt 1,605.86
Debt Service 207.90
Total Tax Levy 1,841.02
Municipal Expenditures 1,297.21
PER CENT:
Gross Debt 1.80
Net Debt 1.17
Tax Levy Collected 93.30
Tax Levy Cancelled, Abated or Adjusted .56

EXPENDITURES		REVENUES-REALIZED		1983 PROPERTY TAX	
GENERAL GOVERNMENT				STATE EQUALIZED TAX RATE →	
Governing Body & Public Boards		1983 Property Taxes Collected	5,035,914.52	Local District School Taxes .22	1,046,151.00
Municipal Clerk		1983 Payments in Lieu of Taxes		Regional & Consolidated School Tax	
Financial Administration	106,300.00	Delinquent Tax & Lien Collections	210,879.09	School Taxes in Municipal Budget .01	38,382.50
Assessment of Taxes	31,002.96	Business Personalty Replacement Taxes	18,816.52	County Taxes .38	1,762,265.11
Collection of Taxes	60,850.00	Taxes from Public Utilities	267,911.00	County Library Taxes .02	106,820.12
Planning, Housing & Development	10,504.06	Other Miscellaneous Tax Revenues		Local Municipal Purpose Taxes .51	2,371,417.42
Human Resources		State Aid Revenues	30,696.22	Veteran & Senior Citizen Taxes	52,450.00
Elections	1,709.06	Federal Aid Revenues		Total Taxes for Rate Computation 1.14	5,377,486.15
General Administration (other)	492,310.93	State and Local Fiscal Assistance Act Utilized	54,139.00	Special District Taxes	
JUDICIARY		Sale of Acquired Property		Bank Corp. Taxes	2,259.48
Municipal Courts	57,744.18	Other Miscellaneous Revenues	736,977.35	Added and Omitted Taxes	72,420.45
PUBLIC SAFETY		Total	6,355,333.70	Total Taxes Levied - ABSTRACT	5,399,716.08
Fire Protection	10,291.50	Prior Years Surplus Appropriated	200,000.00	Total Taxes Billed	5,035,914.52
Police Protection	638,576.62	REVENUES TOTAL	6,555,333.70	1983 TAXES COLLECTED	
Civil Defense & Disaster Control	27,826.47	Reserve For Uncollected Taxes	266,000.00	1983 Taxes Cancelled, Abated or Adjusted	30,093.52
Environmental Inspection & Control	75,743.90	CAPITAL OUTLAY TOTAL	284,172.22	Transfer to Tax Title Liens or Foreclosed	7,190.45
Other Public Safety				Balance Outstanding Dec. 31, 1983	324,258.11
PUBLIC WORKS				PRIOR YEARS TAXES OUTSTANDING	
Streets and Drainage	253,537.29	Public Enterprises	21,568.74	Balance January 1, 1983	219,487.30
Sewers and Sewage Processing		Recreation—Culture	1,200.00	Collected in 1983	200,202.78
Garbage and Trash Disposal	167,386.42	Public Works	226,355.27	Cancelled, Abated or Adjusted 1983	
Public Buildings and Grounds	74,755.00	Buildings and Grounds	21,737.87	Transfers to Tax Title Liens or Foreclosed	10,174.74
Other Public Works	55,930.00	Library and Education	13,310.34	Balance December 31, 1983	9,109.78
HEALTH and WELFARE		Conservation		TAX TITLE LIENS OUTSTANDING	
Health Services Except Environmental	900.00	All Other		Balance January 1, 1983	30,459.38
Welfare-Public Assistance	3,600.00			Transfer From Taxes	17,935.53
Hospitals, Clinics, First Aid				Redeemed in 1983	10,676.31
Animal, Insect, & Rodent Control				Cancelled, Abated or Adjusted (1983)	
Other Welfare Services				Transfers to Foreclosed Property	
RECREATION and CONSERVATION				Balance December 31, 1983	37,718.60
Beaches and Boardwalks	276,705.55			PROPERTY ACQUIRED BY DEED OR FORECLOSURE	
Parks, Playgrounds, Shade Trees				Balance January 1, 1983	41,233.00
Land Reclamation & Conservation	25,719.21			Transfers From Taxes or Liens	
Other Recreational Services	108,826.85			Sale for Cash (1983)	
EDUCATION (excluding schools)				Cancelled, Abated or Adjusted (1983)	
Libraries	2,500.00			Balance December 31, 1983	41,233.00
Other Educational Services				CURRENT FINANCES DECEMBER 31, 1983	
STATUTORY EXPENDITURES				ASSETS	
Pensions & F. I. C. A.	168,339.00			Cash Dec. 31, 1983	1,195,744.11
Employee Fringe Benefits	192,839.00			Taxes Receivable	333,367.89
Other Statutory Expenditures	21,677.00			Tax Title Liens	37,718.60
CETA And Other Public Employment Programs				Foreclosed Property	41,233.00
MUNICIPAL FUNCTIONS TOTAL	2,865,577.00			Emergencies & Other Deferred Charges	249,100.00
CAPITAL IMPROVEMENTS *MEMO*	35,000.00			State and Federal Aid Receivable	10,000.00
DEBT SERVICE				Other Receivables	4,715.00
Principal Payments	310,000.00			Total	1,871,878.60
Interest Payments	299,785.00			LIABILITIES, RESERVES, AND SURPLUS	
TYPE I SCHL DEBT *MEMO	38,382.50			Cash Liabilities	1,003,102.21
DEFERRED CHARGES				Reserves for Receivables	417,034.49
SCHOOL, COUNTY, SPECIAL DISTRICT TAXES	2,953,618.73			Surplus Dec. 31, 1983	451,741.90
RESERVE FOR UNCOLLECTED TAXES	266,000.00			Total	1,871,878.60
EXPENDITURES TOTAL	6,758,340.73				

1526
Population 1980 1,802
Population 1983 1,813
S & P Rating
Moody Rating BAA

General Tax Rate Per \$100. 2.78
State Equalized Tax Rate 1.79

SEASIDE HEIGHTS BOROUGH – OCEAN CO.
Form of Government:
Borough Council
Number of Members on Governing Body – 6

PER CAPITA:
Gross Debt 4,536.59
Net Debt 2,573.78
Debt Service 166.39
Total Tax Levy 1,501.82
Municipal Expenditures 1,954.85

PER CENT:
Gross Debt 5.95
Net Debt 3.38
Tax Levy Collected 87.59
Tax Levy Cancelled, Abated or Adjusted .07

EXPENDITURES		REVENUES-REALIZED		1983 PROPERTY TAX	
GENERAL GOVERNMENT		1983 Property Taxes Collected		STATE EQUALIZED TAX RATE	
Governing Body & Public Boards	24,621.00	2,379,554.79		Local District School Taxes .27	406,707.00
Municipal Clerk				Regional & Consolidated School Tax .60	896,708.74
Financial Administration	52,690.79	1983 Payments in Lieu of Taxes		School Taxes in Municipal Budget	
Assessment of Taxes	7,770.00	351,485.38		County Taxes .43 *	642,164.07
Collection of Taxes	18,293.00	Delinquent Tax & Lien Collections		County Library Taxes .03	41,255.44
Planning, Housing & Development	8,400.00	47,688.60		Local Municipal Purpose Taxes .48	715,642.65
Human Resources		Business Personalty Replacement Taxes		Veteran & Senior Citizen Taxes	34,400.00
Elections		129,223.00		Total Taxes for Rate Computation 1.81	2,736,877.90
General Administration (other)	444,002.52	Other Miscellaneous Tax Revenues		Special District Taxes	
JUDICIARY		9,029.37		Bank Corp. Taxes	6,085.24
Municipal Courts	95,810.99	Federal Aid Revenues		Added and Omitted Taxes	14,241.66
PUBLIC SAFETY		49,881.00		Total Taxes Levied - ABSTRACT	2,722,804.80
Fire Protection	15,930.62	State and Local Fiscal Assistance Act Utilized		Total Taxes Billed	2,716,719.56
Police Protection	990,241.59	Sale of Acquired Property		1983 TAXES COLLECTED	2,379,554.79
Civil Defense & Disaster Control	1,000.00	Other Miscellaneous Revenues		1983 Taxes Cancelled, Abated or Adjusted	1,796.05
Environmental Inspection & Control	35,933.00	Total		Transfer to Tax Title Liens or Foreclosed	
Other Public Safety		5,227,329.27		Balance Outstanding Dec. 31, 1983	335,368.72
PUBLIC WORKS		Prior Years Surplus Appropriated		PRIOR YEARS TAXES OUTSTANDING	
Streets and Drainage	130,069.20	REVENUES		Balance January 1, 1983	361,264.61
Sewers and Sewage Processing		396,429.97		Collected in 1983	349,209.23
Garbage and Trash Disposal	111,606.87	CAPITAL OUTLAY		Cancelled, Abated or Adjusted 1983	4,953.91
Public Buildings and Grounds	117,064.39	TOTAL		Transfers to Tax Title Liens or Foreclosed	1,830.46
Other Public Works		587,173.96		Balance December 31, 1983	5,271.01
HEALTH and WELFARE		Public Enterprises		TAX TITLE LIENS OUTSTANDING	
Health Services Except Environmental	23,353.00	130,156.93		Balance January 1, 1983	8,551.28
Welfare-Public Assistance	10,802.97	Recreation—Culture		Transfer From Taxes	2,082.13
Hospitals, Clinics, First Aid	1,500.00	Public Works		Redeemed in 1983	2,276.15
Animal, Insect, & Rodent Control	3,488.00	125,441.43		Cancelled, Abated or Adjusted (1983)	
Other Welfare Services		331,575.60		Transfers to Foreclosed Property	
RECREATION and CONSERVATION		Library and Education		Balance December 31, 1983	8,357.26
Beaches and Boardwalks	377,489.91	Conservation		PROPERTY ACQUIRED BY DEED OR	
Parks, Playgrounds, Shade Trees	4,552.00	All Other		FORECLOSURE	
Land Reclamation & Conservation		CAPITAL DEBT AUTHORIZED, DECEMBER 31, 1983		Balance January 1, 1983	
Other Recreational Services	12,128.00	ISSUED AND UNISSUED		Transfers From Taxes or Liens	
EDUCATION (excluding schools)		GROSS DEBT		Sale for Cash (1983)	
Libraries		NET DEBT		Cancelled, Abated or Adjusted (1983)	
Other Educational Services		3,340,832		Balance December 31, 1983	
STATUTORY EXPENDITURES		2,452,000		CURRENT FINANCES DECEMBER 31, 1983	
Pensions & F. I. C. A.	241,168.55	2,432,000		ASSETS	
Employee Fringe Benefits	98,131.15	8,224,832		Cash Dec. 31, 1983	1,471,056.72
Other Statutory Expenditures	20,000.00	ISSUED AND OUTSTANDING		Taxes Receivable	340,639.73
CETA And Other Public Employment Programs		SCHOOL		Tax Title Liens	8,357.26
MUNICIPAL FUNCTIONS		Self-Liquidating		Foreclosed Property	
CAPITAL IMPROVEMENTS	2,846,047.55	Other		Emergencies & Other Deferred Charges	
DEBT SERVICE		Total		State and Federal Aid Receivable	
Principal Payments	111,325.00	8,110,332.35		Other Receivables	58,785.54
Interest Payments	190,332.50	EQUALIZED VALUATION BASIS		Total	1,878,839.25
DEFERRED CHARGES		FOR NET DEBT COMPUTATION		LIABILITIES, RESERVES, AND SURPLUS	
SCHOOL, COUNTY, SPECIAL DISTRICT TAXES	1,986,835.25	REAL PROPERTY VALUATIONS		Cash Liabilities	879,454.84
RESERVE FOR UNCOLLECTED TAXES	396,429.97	Code Class # of Parcels % VAL'N		Reserves for Receivables	407,782.53
EXPENDITURES		ASSESSED VALUATION		Surplus Dec. 31, 1983	591,601.88
TOTAL	5,530,970.27	1 Vacant Land 108 1.36		Total	1,878,839.25
		2 Residential 1235 21.63			
		3 Farm			
		4a Commercial 200 14.76			
		4b Industrial			
		4c Apartments 91 4.74			
		Total 1634			
		Land Area .35 Sq. Miles			
		Net Valuation Taxable-Municipal			
		Net Valuation Taxable-County			
		State Equalized Valuation			
		State Equalization Ratio			

1527

Population 1980 1,795
 Population 1983 1,803
 S & P Rating
 Moody Rating

General Tax Rate Per \$100. 2.31
 State Equalized Tax Rate 1.70

SEASIDE PARK BOROUGH – OCEAN CO.**Form of Government:****Borough Council****Number of Members on Governing Body – 6****PER CAPITA:**

Gross Debt 1,056.63
 Net Debt 247.65
 Debt Service 6.04
 Total Tax Levy 1,644.25
 Municipal Expenditures 1,214.12

PER CENT:

Gross Debt 1.20
 Net Debt .28
 Tax Levy Collected 94.08
 Tax Levy Cancelled, Abated or Adjusted .04

EXPENDITURES		REVENUES-REALIZED		1983 PROPERTY TAX	
GENERAL GOVERNMENT				STATE EQUALIZED TAX RATE	
Governing Body & Public Boards		1983 Property Taxes Collected	2,784,707.61	Local District School Taxes .27	463,184.00
Municipal Clerk		1983 Payments in Lieu of Taxes	159,608.26	Regional & Consolidated School Tax .74	1,281,331.14
Financial Administration	10,500.00	Delinquent Tax & Lien Collections	19,667.28	School Taxes in Municipal Budget	
Assessment of Taxes	7,417.00	Business Personalty Replacement Taxes	190,565.00	County Taxes .43	* 753,010.65
Collection of Taxes	20,030.00	Taxes from Public Utilities		County Library Taxes .03	48,370.73
Planning, Housing & Development	14,665.00	Other Miscellaneous Tax Revenues	10,044.71	Local Municipal Purpose Taxes .23	396,078.86
Human Resources		State Aid Revenues		Veteran & Senior Citizen Taxes	37,300.00
Elections		Federal Aid Revenues	28,533.00	Total Taxes for Rate Computation 1.70	2,979,275.38
General Administration (other)	218,380.00	State and Local Fiscal Assistance Act Utilized		Special District Taxes	
JUDICIARY		Sale of Acquired Property	1,216,686.00	Bank Corp. Taxes	4,721.52
Municipal Courts	84,520.00	Other Miscellaneous Revenues	4,409,811.86	Added and Omitted Taxes	17,882.23
PUBLIC SAFETY		Total	4,759,811.86	Total Taxes Levied - ABSTRACT	2,964,579.13
Fire Protection	25,000.00	Prior Years Surplus Appropriated	350,000.00	Total Taxes Billed	2,959,857.61
Police Protection	535,525.00	REVENUES TOTAL	4,759,811.86	1983 TAXES COLLECTED	2,784,707.61
Civil Defense & Disaster Control	1,040.00	Reserve For Uncollected Taxes	213,455.91	1983 Taxes Cancelled, Abated or Adjusted	1,150.00
Environmental Inspection & Control	33,500.00	CAPITAL OUTLAY TOTAL	328,693.81	Transfer to Tax Title Liens or Foreclosed	4,381.83
Other Public Safety		Public Enterprises	4,046.48	Balance Outstanding Dec. 31, 1983	169,618.17
PUBLIC WORKS		Recreation—Culture		PRIOR YEARS TAXES OUTSTANDING	
Streets and Drainage	128,700.00	Public Works	16,071.78	Balance January 1, 1983	158,013.13
Sewers and Sewage Processing	133,064.00	Buildings and Grounds	308,575.55	Collected in 1983	156,474.33
Garbage and Trash Disposal	112,111.00	Library and Education		Cancelled, Abated or Adjusted 1983	
Public Buildings and Grounds	63,740.00	Conservation		Transfers to Tax Title Liens or Foreclosed	1,538.80
Other Public Works		All Other		Balance December 31, 1983	
HEALTH and WELFARE		CAPITAL DEBT AUTHORIZED, DECEMBER 31, 1983		TAX TITLE LIENS OUTSTANDING	
Health Services Except Environmental	275.00	ISSUED AND UNISSUED		Balance January 1, 1983	9,113.66
Welfare-Public Assistance	2,165.00	School	944,069	Transfer From Taxes	6,111.44
Hospitals, Clinics, First Aid	1,000.00	Self-liquidating	514,528	Redeemed in 1983	3,133.93
Animal, Insect, & Rodent Control	3,000.00	Other	446,509	Cancelled, Abated or Adjusted (1983)	
Other Welfare Services		Total	1,905,106	Transfers to Foreclosed Property	
RECREATION and CONSERVATION		ISSUED AND OUTSTANDING		Balance December 31, 1983	12,091.17
Beaches and Boardwalks	239,769.00	School	944,069.29	PROPERTY ACQUIRED BY DEED OR FORECLOSURE	
Parks, Playgrounds, Shade Trees		Self-Liquidating	308,000.00	Balance January 1, 1983	
Land Reclamation & Conservation		Other	193,850.00	Transfers From Taxes or Liens	
Other Recreational Services	37,722.00	Total	1,445,919.29	Sale for Cash (1983)	
EDUCATION (excluding schools)		EQUALIZED VALUATION BASIS		Cancelled, Abated or Adjusted (1983)	
Libraries		FOR NET DEBT COMPUTATION	158,191,921	Balance December 31, 1983	
Other Educational Services		REAL PROPERTY VALUATIONS		CURRENT FINANCES DECEMBER 31, 1983	
STATUTORY EXPENDITURES		Code Class # of Parcels % VAL'N		ASSETS	
Pensions & F. I. C. A.	157,289.00	1 Vacant Land 96 2.49	3,170,210.00	Cash Dec. 31, 1983	920,260.85
Employee Fringe Benefits	76,300.00	2 Residential 1544 76.44	97,289,950.00	Taxes Receivable	169,618.17
Other Statutory Expenditures	4,000.00	3 Farm		Tax Title Liens	12,091.17
CETA And Other Public Employment Programs		4a Commercial 108 11.79	15,012,400.00	Foreclosed Property	
MUNICIPAL FUNCTIONS		4b Industrial		Emergencies & Other Deferred Charges	25,000.00
CAPITAL IMPROVEMENTS		4c Apartments 89 9.28	11,807,800.00	State and Federal Aid Receivable	
DEBT SERVICE		Total 1837	127,280,360.00	Other Receivables	1,331.77
Principal Payments	10,000.00	Land Area .60 Sq. Miles		Total	1,128,301.96
Interest Payments	887.50	Net Valuation Taxable-Municipal	127,659,848	LIABILITIES, RESERVES, AND SURPLUS	
DEFERRED CHARGES		Net Valuation Taxable-County	162,515,813	Cash Liabilities	634,461.53
SCHOOL, COUNTY, SPECIAL DISTRICT TAXES	2,545,896.52	State Equalized Valuation	173,691,525	Reserves for Receivables	181,709.34
RESERVE FOR UNCOLLECTED TAXES	213,455.91	State Equalization Ratio	73.44	Surplus Dec. 31, 1983	312,131.09
EXPENDITURES TOTAL	4,734,951.93			Total	1,128,301.96

0909

Population 1980 **13,719**
 Population 1983 **14,726**
 S & P Rating **A+**
 Moody Rating **A1**

General Tax Rate Per \$100. **2.05**
 State Equalized Tax Rate **2.47**

SECAUCUS TOWN – HUDSON COUNTY
Form of Government.
Town Council
Number of Members on Governing Body – 7

PER CAPITA:

Gross Debt **1,052.92**
 Net Debt **685.75**
 Debt Service **86.13**
 Total Tax Levy **1,502.79**
 Municipal Expenditures **701.44**

PER CENT:

Gross Debt **2.05**
 Net Debt **1.33**
 Tax Levy Collected **97.27**
 Tax Levy Cancelled, Abated or Adjusted **.73**

EXPENDITURES		REVENUES-REALIZED		1983 PROPERTY TAX	
GENERAL GOVERNMENT		STATE EQUALIZED TAX RATE		STATE EQUALIZED TAX RATE	
Governing Body & Public Boards	11,000.00	1983 Property Taxes Collected	21,470,485.26	Local District School Taxes	.82 7,192,877.13
Municipal Clerk		1983 Payments in Lieu of Taxes		Regional & Consolidated School Tax	
Financial Administration	188,555.67	Delinquent Tax & Lien Collections	535,235.66	School Taxes in Municipal Budget	.01 94,300.00
Assessment of Taxes	88,658.16	Business Personalty Replacement Taxes	646,635.44	County Taxes	1.07 * 9,425,111.66
Collection of Taxes	66,169.61	Taxes from Public Utilities	1,252,569.00	County Library Taxes	
Planning, Housing & Development	12,750.00	Other Miscellaneous Tax Revenues		Local Municipal Purpose Taxes	.56 4,927,060.51
Human Resources		State Aid Revenues	94,713.20	Veteran & Senior Citizen Taxes	142,658.40
Elections	4,696.17	Federal Aid Revenues		Total Taxes for Rate Computation	2.46 21,782,007.70
General Administration (other)	1,117,233.95	State and Local Fiscal Assistance Act Utilized	154,512.85	Special District Taxes	
JUDICIARY		Sale of Acquired Property		Bank Corp. Taxes	66,116.52
Municipal Courts	111,905.00	Other Miscellaneous Revenues	1,133,458.04	Added and Omitted Taxes	424,678.34
PUBLIC SAFETY		Total	25,287,609.45	Total Taxes Levied - ABSTRACT	22,130,144.16
Fire Protection	200,027.73	Prior Years Surplus Appropriated	2,060,000.00	Total Taxes Billed	22,073,809.26
Police Protection	1,984,450.00	REVENUES TOTAL	27,947,609.45	1983 TAXES COLLECTED	21,470,485.26
Civil Defense & Disaster Control	4,529.00	Reserve For Uncollected Taxes	435,500.00	1983 Taxes Cancelled, Abated or Adjusted	161,129.18
Environmental Inspection & Control	72,415.88			Transfer to Tax Title Liens or Foreclosed	284.52
Other Public Safety		CAPITAL OUTLAY	429,248.90	Balance Outstanding Dec. 31, 1983	441,910.30
PUBLIC WORKS		TOTAL		PRIOR YEARS TAXES OUTSTANDING	
Streets and Drainage	701,008.30	Public Enterprises		Balance January 1, 1983	725,835.09
Sewers and Sewage Processing	1,684,059.17	Recreation—Culture	3,404.00	Collected in 1983	534,557.09
Garbage and Trash Disposal	368,720.04	Public Works	36,395.24	Cancelled, Abated or Adjusted 1983	
Public Buildings and Grounds	409,829.00	Buildings and Grounds	348,552.41	Transfers to Tax Title Liens or Foreclosed	
Other Public Works		Library and Education	40,897.25	Balance December 31, 1983	191,278.00
HEALTH and WELFARE		Conservation		TAX TITLE LIENS OUTSTANDING	
Health Services Except Environmental	97,893.34	All Other		Balance January 1, 1983	3,938.38
Welfare-Public Assistance	108,939.18			Transfer From Taxes	284.52
Hospitals, Clinics, First Aid		CAPITAL DEBT AUTHORIZED, DECEMBER 31, 1983		Redeemed in 1983	678.57
Animal, Insect, & Rodent Control	9,169.95	ISSUED AND UNISSUED	GROSS DEBT	Cancelled, Abated or Adjusted (1983)	
Other Welfare Services		School	5,407,000	Transfers to Foreclosed Property	2,375.68
RECREATION and CONSERVATION		Self-liquidating	10,098,364	Balance December 31, 1983	1,168.65
Beaches and Boardwalks		Other	10,098,364	PROPERTY ACQUIRED BY DEED OR FORECLOSURE	
Parks, Playgrounds, Shade Trees	141,661.60	Total	15,505,364	Balance January 1, 1983	79,224.32
Land Reclamation & Conservation				Transfers From Taxes or Liens	2,375.68
Other Recreational Services	124,532.00	ISSUED AND OUTSTANDING		Sale for Cash (1983)	3,000.00
EDUCATION (excluding schools)		School	5,407,000.00	Cancelled, Abated or Adjusted (1983)	
Libraries	260,703.00	Self-Liquidating	8,020,000.00	Balance December 31, 1983	78,600.00
Other Educational Services		Other	13,427,000.00	CURRENT FINANCES DECEMBER 31, 1983	
STATUTORY EXPENDITURES		Total		ASSETS	
Pensions & F. I. C. A.	482,184.00	EQUALIZED VALUATION BASIS		Cash Dec. 31, 1983	4,949,041.91
Employee Fringe Benefits	292,270.00	FOR NET DEBT COMPUTATION	757,962,524	Taxes Receivable	633,188.30
Other Statutory Expenditures	15,000.00	REAL PROPERTY VALUATIONS		Tax Title Liens	1,168.65
CETA And Other Public Employment Programs		Code Class # of Parcels % VAL'N	ASSESSED VALUATION	Foreclosed Property	78,600.00
MUNICIPAL FUNCTIONS		1 Vacant Land 195 6.25	65,548,500.00	Emergencies & Other Deferred Charges	136,353.00
CAPITAL IMPROVEMENTS	*MEMO*	2 Residential 3944 34.70	364,151,200.00	State and Federal Aid Receivable	13,655.30
DEBT SERVICE		3 Farm		Other Receivables	25,428.87
Principal Payments	475,000.00	4a Commercial 159 14.79	155,162,100.00	Total	5,837,436.03
Interest Payments	793,343.50	4b Industrial 157 43.02	451,448,600.00	LIABILITIES, RESERVES, AND SURPLUS	
TYPE I SCHL DEBT *MEMO	94,300.00	4c Apartments 14 1.25	13,105,600.00	Cash Liabilities	1,490,611.43
	67,224.44	Total 4469	1,049,416,000.00	Reserves for Receivables	738,385.82
DEFERRED CHARGES		Land Area 5.80 Sq. Miles		Surplus Dec. 31, 1983	3,608,438.78
SCHOOL, COUNTY, SPECIAL DISTRICT TAXES	16,712,288.79			Total	5,837,436.03
RESERVE FOR UNCOLLECTED TAXES	435,500.00	Net Valuation Taxable-Municipal	1,057,602,780		
EXPENDITURES		Net Valuation Taxable-County	806,950,528		
TOTAL	27,041,717.48	State Equalized Valuation	879,254,510		
		State Equalization Ratio	120.60		

1981 3000

* ABOVE DEBT SERVICE INCLUDES TYPE I SCHOOL DEBT

524

*Includes County Health Service Taxes or County Vocational School Taxes. See Table 13.

General Tax Rate Per \$100.	2.43
State Equalized Tax Rate	2.26

PER CAPITA:		PER CENT:	
Gross Debt	320.34	Gross Debt	1.63
Net Debt	50.79	Net Debt	.26
Debt Service	14.14	Tax Levy Collected	91.85
Total Tax Levy	490.30	Tax Levy Cancelled, Abated	
Municipal Expenditures	150.90	or Adjusted	.33

1981/3000

0611
Population 1980 604
Population 1983 617
S & P Rating
Moody Rating

General Tax Rate Per \$100. 3.58
State Equalized Tax Rate 3.21

SHILOH BOROUGH - CUMBERLAND CO.
Form of Government:
Borough Council
Number of Members on Governing Body - 6

PER CAPITA:
Gross Debt 194.93
Net Debt
Debt Service
Total Tax Levy 274.94
Municipal Expenditures 99.40
PER CENT:
Gross Debt 2.24
Net Debt
Tax Levy Collected 90.13
Tax Levy Cancelled, Abated or Adjusted

EXPENDITURES		REVENUES-REALIZED		1983 PROPERTY TAX	
GENERAL GOVERNMENT				STATE EQUALIZED TAX RATE	
Governing Body & Public Boards		1983 Property Taxes Collected	152,449.56	Local District School Taxes 1.16	61,204.00
Municipal Clerk		1983 Payments in Lieu of Taxes		Regional & Consolidated School Tax .72	37,985.68
Financial Administration	3,200.00	Delinquent Tax & Lien Collections	20,665.34	School Taxes in Municipal Budget	
Assessment of Taxes	1,173.00	Business Personality Replacement Taxes	4,597.84	County Taxes 1.32 *	69,960.93
Collection of Taxes	1,800.00	Taxes from Public Utilities	18,687.00	County Library Taxes	
Planning, Housing & Development	400.00	Other Miscellaneous Tax Revenues		Local Municipal Purpose Taxes	
Human Resources		State Aid Revenues	4,011.14	Veteran & Senior Citizen Taxes	10,100.00
Elections		Federal Aid Revenues		Total Taxes for Rate Computation 3.20	179,250.61
General Administration (other)	4,857.00	State and Local Fiscal Assistance Act Utilized	1,400.00	Special District Taxes	
JUDICIARY		Sale of Acquired Property		Bank Corp. Taxes	485.90
Municipal Courts	300.00	Other Miscellaneous Revenues	4,145.09	Added and Omitted Taxes	
PUBLIC SAFETY		Total	205,955.97	Total Taxes Levied - ABSTRACT	169,636.51
Fire Protection	9,050.00	Prior Years Surplus Appropriated	21,300.00	Total Taxes Billed	169,150.61
Police Protection		REVENUES TOTAL	227,255.97	1983 TAXES COLLECTED	152,449.56
Civil Defense & Disaster Control		Reserve For Uncollected Taxes	20,076.02	1983 Taxes Cancelled, Abated or Adjusted	
Environmental Inspection & Control	943.00	CAPITAL OUTLAY TOTAL	7,304.05	Transfer to Tax Title Liens or Foreclosed	
Other Public Safety				Balance Outstanding Dec. 31, 1983	16,701.05
PUBLIC WORKS				PRIOR YEARS TAXES OUTSTANDING	
Streets and Drainage	5,200.00	Public Enterprises		Balance January 1, 1983	20,794.68
Sewers and Sewage Processing		Recreation—Culture		Collected in 1983	20,665.34
Garbage and Trash Disposal	9,000.00	Public Works		Cancelled, Abated or Adjusted 1983	
Public Buildings and Grounds		Buildings and Grounds	7,304.05	Transfers to Tax Title Liens or Foreclosed	
Other Public Works		Library and Education		Balance December 31, 1983	129.34
HEALTH and WELFARE		Conservation		TAX TITLE LIENS OUTSTANDING	
Health Services Except Environmental	127.00	All Other		Balance January 1, 1983	
Welfare-Public Assistance	100.00			Transfer From Taxes	
Hospitals, Clinics, First Aid		CAPITAL DEBT AUTHORIZED, DECEMBER 31, 1983		Redeemed in 1983	
Animal, Insect, & Rodent Control	450.00	ISSUED AND UNISSUED		Cancelled, Abated or Adjusted (1983)	
Other Welfare Services		School	120,273	Transfers to Foreclosed Property	
RECREATION and CONSERVATION		Self-liquidating		Balance December 31, 1983	
Beaches and Boardwalks		Other		PROPERTY ACQUIRED BY DEED OR	
Parks, Playgrounds, Shade Trees		Total	120,273	FORECLOSURE	
Land Reclamation & Conservation				Balance January 1, 1983	
Other Recreational Services	200.00	ISSUED AND OUTSTANDING		Transfers From Taxes or Liens	
EDUCATION (excluding schools)		School	120,273.33	Sale for Cash (1983)	
Libraries		Self-Liquidating		Cancelled, Abated or Adjusted (1983)	
Other Educational Services		Other		Balance December 31, 1983	
STATUTORY EXPENDITURES		Total	120,273.33	CURRENT FINANCES DECEMBER 31, 1983	
Pensions & F. I. C. A.	118.69	EQUALIZED VALUATION BASIS		ASSETS	
Employee Fringe Benefits		FOR NET DEBT COMPUTATION	5,358,111	Cash Dec. 31, 1983	39,389.30
Other Statutory Expenditures	85.00	REAL PROPERTY VALUATIONS		Taxes Receivable	16,830.39
CETA And Other Public Employment Programs		Code Class # of Parcels % VAL'N		Tax Title Liens	
MUNICIPAL FUNCTIONS		1 Vacant Land 15 .50	22,900.00	Foreclosed Property	
CAPITAL IMPROVEMENTS		2 Residential 164 75.88	3,461,600.00	Emergencies & Other Deferred Charges	8.69
MEMO	4,000.00	3 Farm 31 15.91	725,600.00	State and Federal Aid Receivable	
DEBT SERVICE		4a Commercial 15 7.00	346,500.00	Other Receivables	
Principal Payments		4b Industrial		Total	56,228.38
Interest Payments		4c Apartments 1 .11	5,200.00	LIABILITIES, RESERVES, AND SURPLUS	
DEFERRED CHARGES		Total	4,561,800.00	Cash Liabilities	10,745.84
SCHOOL, COUNTY, SPECIAL DISTRICT TAXES	4,251.48	Land Area 1.18 Sq. Miles		Reserves for Receivables	16,830.39
RESERVE FOR UNCOLLECTED TAXES	169,150.61	Net Valuation Taxable-Municipal	4,737,224	Surplus Dec. 31, 1983	28,652.15
EXPENDITURES		Net Valuation Taxable-County	5,993,828	Total	56,228.38
TOTAL	230,481.80	State Equalized Valuation	5,268,993		
		State Equalization Ratio	89.56		

*Includes County Health Service Taxes or County Vocational School Taxes. See Table 13.

1528

Population 1980 1,427
 Population 1983 1,516
 S & P Rating
 Moody Rating

General Tax Rate Per \$100. 1.14
 State Equalized Tax Rate 1.12

SHIP BOTTOM BOROUGH – OCEAN COUNTY
Form of Government:
Borough Council
Number of Members on Governing Body – 6

PER CAPITA:
 Gross Debt 786.89
 Net Debt 680.80
 Debt Service 33.37
 Total Tax Levy 1,314.28
 Municipal Expenditures 1,020.96

PER CENT:
 Gross Debt .79
 Net Debt .68
 Tax Levy Collected 91.90
 Tax Levy Cancelled, Abated or Adjusted

EXPENDITURES		REVENUES-REALIZED		1983 PROPERTY TAX	
GENERAL GOVERNMENT				STATE EQUALIZED TAX RATE	
Governing Body & Public Boards		1983 Property Taxes Collected	1,820,647.77	Local District School Taxes .07	125,205.78
Municipal Clerk		1983 Payments in Lieu of Taxes	140,584.33	Regional & Consolidated School Tax .24	425,054.01
Financial Administration	14,900.00	Delinquent Tax & Lien Collections	23,691.80	School Taxes in Municipal Budget	
Assessment of Taxes	11,500.00	Business Personalty Replacement Taxes	228,560.00	County Taxes .40 *	702,005.59
Collection of Taxes	26,850.00	Taxes from Public Utilities		County Library Taxes .03	45,095.58
Planning, Housing & Development	12,300.00	Other Miscellaneous Tax Revenues	7,954.87	Local Municipal Purpose Taxes .38	672,700.00
Human Resources		State Aid Revenues		Veteran & Senior Citizen Taxes	39,100.00
Elections		Federal Aid Revenues	39,935.73	Total Taxes for Rate Computation 1.12	2,009,160.96
General Administration (other)	164,250.00	State and Local Fiscal Assistance Act Utilized		Special District Taxes	
JUDICIARY		Sale of Acquired Property	372,420.73	Bank Corp. Taxes	11,417.16
Municipal Courts	19,500.00	Other Miscellaneous Revenues	2,633,795.23	Added and Omitted Taxes	10,965.66
PUBLIC SAFETY		Total	2,633,795.23	Total Taxes Levied - ABSTRACT	1,992,443.78
Fire Protection	19,025.00	Prior Years Surplus Appropriated	300,000.00	Total Taxes Billed	1,820,647.77
Police Protection	306,850.00	REVENUES TOTAL	2,933,795.23	1983 TAXES COLLECTED	
Civil Defense & Disaster Control	1,000.00	Reserve For Uncollected Taxes	192,000.00	1983 Taxes Cancelled, Abated or Adjusted	
Environmental Inspection & Control	30,200.00	CAPITAL OUTLAY TOTAL	49,938.00	Transfer to Tax Title Liens or Foreclosed	
Other Public Safety				Balance Outstanding Dec. 31, 1983	160,378.85
PUBLIC WORKS				PRIOR YEARS TAXES OUTSTANDING	
Streets and Drainage	173,060.73	Public Enterprises		Balance January 1, 1983	139,198.25
Sewers and Sewage Processing		Recreation—Culture		Collected in 1983	139,034.72
Garbage and Trash Disposal	81,000.00	Public Works	49,938.00	Cancelled, Abated or Adjusted 1983	163.53
Public Buildings and Grounds	44,750.00	Buildings and Grounds		Transfers to Tax Title Liens or Foreclosed	
Other Public Works	52,050.00	Library and Education		Balance December 31, 1983	
HEALTH and WELFARE		Conservation		TAX TITLE LIENS OUTSTANDING	
Health Services Except Environmental	5,400.00	All Other		Balance January 1, 1983	3,181.68
Welfare-Public Assistance	1,250.00			Transfer From Taxes	
Hospitals, Clinics, First Aid	2,200.00			Redeemed in 1983	1,549.61
Animal, Insect, & Rodent Control	2,300.00			Cancelled, Abated or Adjusted (1983)	
Other Welfare Services				Transfers to Foreclosed Property	
RECREATION and CONSERVATION				Balance December 31, 1983	1,632.07
Beaches and Boardwalks	129,850.00			PROPERTY ACQUIRED BY DEED OR	
Parks, Playgrounds, Shade Trees				FORECLOSURE	
Land Reclamation & Conservation				Balance January 1, 1983	37,575.00
Other Recreational Services	10,850.00			Transfers From Taxes or Liens	
EDUCATION (excluding schools)				Sale for Cash (1983)	
Libraries	2,700.00			Cancelled, Abated or Adjusted (1983)	
Other Educational Services				Balance December 31, 1983	37,575.00
STATUTORY EXPENDITURES				CURRENT FINANCES DECEMBER 31, 1983	
Pensions & F. I. C. A.	83,400.00			ASSETS	
Employee Fringe Benefits	90,000.00			Cash Dec. 31, 1983	1,072,696.78
Other Statutory Expenditures	8,000.00			Taxes Receivable	160,378.85
CETA And Other Public Employment Programs				Tax Title Liens	1,632.07
MUNICIPAL FUNCTIONS				Foreclosed Property	37,575.00
CAPITAL IMPROVEMENTS				Emergencies & Other Deferred Charges	36,000.00
DEBT SERVICE				State and Federal Aid Receivable	1,389.19
Principal Payments	21,000.00			Other Receivables	35,600.49
Interest Payments	29,594.34			Total	1,345,272.38
				LIABILITIES, RESERVES, AND SURPLUS	
DEFERRED CHARGES				Cash Liabilities	499,935.48
SCHOOL, COUNTY, SPECIAL DISTRICT TAXES	12,000.00			Reserves for Receivables	235,186.41
SCHOOL, COUNTY, SPECIAL DISTRICT TAXES				Surplus Dec. 31, 1983	610,150.49
RESERVE FOR UNCOLLECTED TAXES	1,297,360.96			Total	1,345,272.38
EXPENDITURES					
TOTAL	2,845,141.03				

1345
Population 1980 2,962
Population 1983 2,926
S & P Rating
Moody Rating

General Tax Rate Per \$100.
2.73
State Equalized Tax Rate
2.74

SHREWSBURY BORO. - MONMOUTH CO.
Form of Government:
Borough Council
Number of Members on Governing Body - 6

PER CAPITA:
Gross Debt 1,273.58
Net Debt 708.17
Debt Service 39.43
Total Tax Levy 1,237.87
Municipal Expenditures 490.05

PER CENT:
Gross Debt 3.02
Net Debt 1.68
Tax Levy Collected 97.97
Tax Levy Cancelled, Abated or Adjusted

EXPENDITURES		REVENUES-REALIZED		1983 PROPERTY TAX	
GENERAL GOVERNMENT				STATE EQUALIZED TAX RATE	
Governing Body & Public Boards		1983 Property Taxes Collected	3,527,224.01	Local District School Taxes .80	1,039,700.00
Municipal Clerk	6,000.00	1983 Payments in Lieu of Taxes		Regional & Consolidated School Tax .74	963,317.55
Financial Administration	11,327.00	Delinquent Tax & Lien Collections	84,139.92	School Taxes in Municipal Budget	
Assessment of Taxes	29,553.00	Business Personalty Replacement Taxes	88,329.76	County Taxes .55	707,527.05
Collection of Taxes	27,550.00	Taxes from Public Utilities	230,717.00	County Library Taxes .02	26,724.45
Planning, Housing & Development		Other Miscellaneous Tax Revenues		Local Municipal Purpose Taxes .63	809,489.00
Human Resources		State Aid Revenues	25,016.98	Veteran & Senior Citizen Taxes	29,100.00
Elections		Federal Aid Revenues		Total Taxes for Rate Computation 2.74	3,575,858.05
General Administration (other)	171,727.77	State and Local Fiscal Assistance Act Utilized	20,123.00	Special District Taxes	
JUDICIARY		Sale of Acquired Property		Bank Corp. Taxes	21,577.21
Municipal Courts	22,560.00	Other Miscellaneous Revenues	185,546.68	Added and Omitted Taxes	53,660.15
PUBLIC SAFETY		Total	4,161,097.35	Total Taxes Levied - ABSTRACT	3,621,995.41
Fire Protection	35,494.00	Prior Years Surplus Appropriated	200,000.00	Total Taxes Billed	3,600,418.10
Police Protection	368,200.00	REVENUES TOTAL	4,361,097.35	1983 TAXES COLLECTED	3,527,224.01
Civil Defense & Disaster Control		Reserve For Uncollected Taxes	159,944.00	1983 Taxes Cancelled, Abated or Adjusted	
Environmental Inspection & Control	15,862.00	CAPITAL OUTLAY TOTAL	519,526.01	Transfer to Tax Title Liens or Foreclosed	
Other Public Safety		Public Enterprises		Balance Outstanding Dec. 31, 1983	73,194.09
PUBLIC WORKS		Recreation—Culture	14,216.85	PRIOR YEARS TAXES OUTSTANDING	
Streets and Drainage	170,263.00	Public Works	99,463.48	Balance January 1, 1983	76,255.41
Sewers and Sewage Processing		Buildings and Grounds	405,845.68	Collected in 1983	76,255.40
Garbage and Trash Disposal	49,192.00	Library and Education		Cancelled, Abated or Adjusted 1983	
Public Buildings and Grounds	3,140.00	Conservation		Transfers to Tax Title Liens or Foreclosed	
Other Public Works	24,700.00	All Other		Balance December 31, 1983	.01
HEALTH and WELFARE		CAPITAL DEBT AUTHORIZED, DECEMBER 31, 1983		TAX TITLE LIENS OUTSTANDING	
Health Services Except Environmental	9,679.00	ISSUED AND UNISSUED		Balance January 1, 1983	8,158.31
Welfare-Public Assistance	1,120.00	School	1,654,398	Transfer From Taxes	
Hospitals, Clinics, First Aid		Self-liquidating	2,072,099	Redeemed in 1983	7,884.52
Animal, Insect, & Rodent Control		Other	2,072,099	Cancelled, Abated or Adjusted (1983)	
Other Welfare Services		Total	3,720,497	Transfers to Foreclosed Property	
RECREATION and CONSERVATION		ISSUED AND OUTSTANDING		Balance December 31, 1983	273.79
Beaches and Boardwalks		School	1,654,398.31	PROPERTY ACQUIRED BY DEED OR FORECLOSURE	
Parks, Playgrounds, Shade Trees	2,600.00	Self-liquidating	1,412,500.00	Balance January 1, 1983	
Land Reclamation & Conservation	300.00	Other	3,066,898.31	Transfers From Taxes or Liens	
Other Recreational Services		Total		Sale for Cash (1983)	
EDUCATION (excluding schools)		EQUALIZED VALUATION BASIS FOR NET DEBT COMPUTATION		Cancelled, Abated or Adjusted (1983)	
Libraries	500.00	REAL PROPERTY VALUATIONS		Balance December 31, 1983	
Other Educational Services		Code Class # of Parcels % VAL'N		CURRENT FINANCES DECEMBER 31, 1983	
STATUTORY EXPENDITURES				ASSETS	
Pensions & F. I. C. A.	93,617.61	1 Vacant Land 96 8.03	6,423,800.00	Cash Dec. 31, 1983	1,313,103.69
Employee Fringe Benefits	64,900.00	2 Residential 954 79.77	83,972,700.00	Taxes Receivable	73,194.10
Other Statutory Expenditures		3 Farm 9 .75	787,300.00	Tax Title Liens	273.79
CETA And Other Public Employment Programs		4a Commercial 137 11.45	36,461,800.00	Foreclosed Property	
MUNICIPAL FUNCTIONS TOTAL	1,108,285.38	4b Industrial		Emergencies & Other Deferred Charges	54,120.00
CAPITAL IMPROVEMENTS *MEMO*	25,000.00	4c Apartments 1,196	127,645.600.00	State and Federal Aid Receivable	
DEBT SERVICE		Total		Other Receivables	352,686.66
Principal Payments	60,000.00	Land Area 2.30 Sq. Miles		Total	1,793,378.24
Interest Payments	55,372.50	Net Valuation Taxable-Municipal	129,923,040	LIABILITIES, RESERVES, AND SURPLUS	
DEFERRED CHARGES	50,287.12	Net Valuation Taxable-County	130,366,101	Cash Liabilities	907,000.91
SCHOOL, COUNTY, SPECIAL DISTRICT TAXES	2,737,269.05	State Equalized Valuation	129,482,839	Reserves for Receivables	426,154.55
RESERVE FOR UNCOLLECTED TAXES	159,944.00	State Equalization Ratio	100.35	Surplus Dec. 31, 1983	460,222.78
EXPENDITURES TOTAL	4,171,158.05			Total	1,793,378.24

1346
Population 1980 995
Population 1983 1,002
S & P Rating
Moody Rating A

General Tax Rate Per \$100. 5.64
State Equalized Tax Rate 5.22

SHREWSBURY TWP. - MONMOUTH CO.

Form of Government:

Township Committee

Number of Members on Governing Body - 3

PER CAPITA:
Gross Debt 55.68
Net Debt 53.34
Debt Service 17.01
Total Tax Levy 289.99
Municipal Expenditures 253.00

PER CENT:
Gross Debt 1.16
Net Debt 1.11
Tax Levy Collected 99.74
Tax Levy Cancelled, Abated or Adjusted

EXPENDITURES		REVENUES-REALIZED		1983 PROPERTY TAX	
GENERAL GOVERNMENT				STATE EQUALIZED TAX RATE	
Governing Body & Public Boards		1983 Property Taxes Collected	289,812.37	Local District School Taxes	
Municipal Clerk		1983 Payments in Lieu of Taxes		Regional & Consolidated School Tax	1.81 100,584.83
Financial Administration	8,400.00	Delinquent Tax & Lien Collections		School Taxes in Municipal Budget	
Assessment of Taxes	250.00	Business Personalty Replacement Taxes	749.00	County Taxes	.50 28,075.22
Collection of Taxes	250.00	Taxes from Public Utilities	22,389.00	County Library Taxes	.02 1,060.45
Planning, Housing & Development		Other Miscellaneous Tax Revenues		Local Municipal Purpose Taxes	2.89 160,851.00
Human Resources		State Aid Revenues	40,926.17	Veteran & Senior Citizen Taxes	
Elections	700.00	Federal Aid Revenues		Total Taxes for Rate Computation	5.22 290,571.50
General Administration (other)	58,063.00	State and Local Fiscal Assistance Act Utilized	12,425.00	Special District Taxes	
JUDICIARY		Sale of Acquired Property		Bank Corp. Taxes	
Municipal Courts	4,800.00	Other Miscellaneous Revenues	15,013.08	Added and Omitted Taxes	
PUBLIC SAFETY		Total	381,314.62	Total Taxes Levied - ABSTRACT	290,571.50
Fire Protection	3,300.00	Prior Years Surplus Appropriated	25,000.00	Total Taxes Billed	290,571.50
Police Protection	6,649.57	REVENUES TOTAL	406,314.62	1983 TAXES COLLECTED	289,812.37
Civil Defense & Disaster Control	1,000.00	Reserve For Uncollected Taxes		1983 Taxes Cancelled, Abated or Adjusted	
Environmental Inspection & Control	5,100.00			Transfer to Tax Title Liens or Foreclosed	
Other Public Safety				Balance Outstanding Dec. 31, 1983	759.13
PUBLIC WORKS		CAPITAL OUTLAY TOTAL	8,988.35	PRIOR YEARS TAXES OUTSTANDING	
Streets and Drainage	39,700.00	Public Enterprises		Balance January 1, 1983	
Sewers and Sewage Processing	38,811.00	Recreation—Culture		Collected in 1983	
Garbage and Trash Disposal	27,327.00	Public Works	8,988.35	Cancelled, Abated or Adjusted 1983	
Public Buildings and Grounds	13,000.00	Buildings and Grounds		Transfers to Tax Title Liens or Foreclosed	
Other Public Works		Library and Education		Balance December 31, 1983	
HEALTH and WELFARE		Conservation		TAX TITLE LIENS OUTSTANDING	
Health Services Except Environmental	7,118.00	All Other		Balance January 1, 1983	
Welfare-Public Assistance	2,500.00			Transfer From Taxes	
Hospitals, Clinics, First Aid		CAPITAL DEBT AUTHORIZED, DECEMBER 31, 1983		Redeemed in 1983	
Animal, Insect, & Rodent Control		ISSUED AND UNISSUED		Cancelled, Abated or Adjusted (1983)	
Other Welfare Services		School	2,337	Transfers to Foreclosed Property	
RECREATION and CONSERVATION		Self-liquidating	53,450	Balance December 31, 1983	
Beaches and Boardwalks		Other	53,450	PROPERTY ACQUIRED BY DEED OR	
Parks, Playgrounds, Shade Trees	4,000.00	Total	55,787	FORECLOSURE	
Land Reclamation & Conservation				Balance January 1, 1983	
Other Recreational Services	1,800.00	ISSUED AND OUTSTANDING		Transfers From Taxes or Liens	
EDUCATION (excluding schools)		School	2,337.32	Sale for Cash (1983)	
Libraries		Self-Liquidating		Cancelled, Abated or Adjusted (1983)	
Other Educational Services		Other		Balance December 31, 1983	
STATUTORY EXPENDITURES		Total	2,337.32	CURRENT FINANCES DECEMBER 31, 1983	
Pensions & F. I. C. A.	8,750.56	EQUALIZED VALUATION BASIS		ASSETS	
Employee Fringe Benefits		FOR NET DEBT COMPUTATION	4,824,756	Cash Dec. 31, 1983	147,946.26
Other Statutory Expenditures	500.13	REAL PROPERTY VALUATIONS		Taxes Receivable	759.13
CETA And Other Public Employment Programs		Code Class # of Parcels % VAL'N		Tax Title Liens	
MUNICIPAL FUNCTIONS TOTAL	232,019.26	1 Vacant Land 1 33.33	125,000.00	Foreclosed Property	
CAPITAL IMPROVEMENTS *MEMO*	1,000.00	2 Residential		Emergencies & Other Deferred Charges	1,600.00
DEBT SERVICE		3 Farm		State and Federal Aid Receivable	
Principal Payments	15,800.00	4a Commercial		Other Receivables	
Interest Payments	1,240.30	4b Industrial		Total	8,875.17
		4c Apartments 2 66.67	4,775,000.00	LIABILITIES, RESERVES, AND SURPLUS	
		Total 3	4,900,000.00	Cash Liabilities	83,648.83
DEFERRED CHARGES	4,442.44	Land Area .09 Sq. Miles		Reserves for Receivables	9,634.30
SCHOOL, COUNTY, SPECIAL DISTRICT TAXES	129,720.50	Net Valuation Taxable-Municipal	5,154,241	Surplus Dec. 31, 1983	65,897.43
RESERVE FOR UNCOLLECTED TAXES		Net Valuation Taxable-County	5,169,871	Total	159,180.56
EXPENDITURES TOTAL	383,222.50	State Equalized Valuation	5,545,818		
		State Equalization Ratio	92.60		

0431
Population 1980 5,900
Population 1983 5,807
S & P Rating
Moody Rating BA1

General Tax Rate Per \$100.
6.88
State Equalized Tax Rate
3.24

SOMERDALE BOROUGH - CAMDEN CO.
Form of Government:
Borough Council
Number of Members on Governing Body - 6

PER CAPITA:
Gross Debt 381.99
Net Debt 280.97
Debt Service 36.69
Total Tax Levy 464.63
Municipal Expenditures 219.85
PER CENT:
Gross Debt 2.74
Net Debt 2.02
Tax Levy Collected 96.96
Tax Levy Cancelled, Abated or Adjusted

EXPENDITURES		REVENUES-REALIZED		1983 PROPERTY TAX	
GENERAL GOVERNMENT				STATE EQUALIZED TAX RATE	
Governing Body & Public Boards		1983 Property Taxes Collected	2,617,318.99	Local District School Taxes .87	724,243.00
Municipal Clerk	19,100.00	1983 Payments in Lieu of Taxes		Regional & Consolidated School Tax .61	507,314.76
Financial Administration	6,280.00	Delinquent Tax & Lien Collections	74,552.46	School Taxes in Municipal Budget	
Assessment of Taxes	11,822.11	Business Personalty Replacement Taxes	41,001.80	County Taxes 1.17 *	970,677.91
Collection of Taxes	5,435.00	Taxes from Public Utilities	362,898.15	County Library Taxes .03	21,409.42
Planning, Housing & Development		Other Miscellaneous Tax Revenues		Local Municipal Purpose Taxes .56	469,000.00
Human Resources		State Aid Revenues	114,811.64	Veteran & Senior Citizen Taxes	71,000.00
Elections	3,092.89	Federal Aid Revenues		Total Taxes for Rate Computation 3.24	2,763,645.09
General Administration (other)	189,830.50	State and Local Fiscal Assistance Act Utilized	22,225.00	Special District Taxes	
JUDICIARY		Sale of Acquired Property		Bank Corp. Taxes	416.04
Municipal Courts	16,395.00	Other Miscellaneous Revenues	111,512.37	Added and Omitted Taxes	5,047.94
PUBLIC SAFETY		Total	3,344,320.41	Total Taxes Levied - ABSTRACT	2,698,109.07
Fire Protection	42,750.00	Prior Years Surplus Appropriated	175,000.00	Total Taxes Billed	2,699,370.83
Police Protection	226,938.78	REVENUES TOTAL	3,519,320.41	1983 TAXES COLLECTED	2,617,318.99
Civil Defense & Disaster Control	50.00	Reserve For Uncollected Taxes	139,000.00	1983 Taxes Cancelled, Abated or Adjusted	
Environmental Inspection & Control	8,250.00	CAPITAL OUTLAY TOTAL	358,859.53	Transfer to Tax Title Liens or Foreclosed	
Other Public Safety		Public Enterprises	49,450.08	Balance Outstanding Dec. 31, 1983	82,051.84
PUBLIC WORKS		Recreation—Culture	6,077.93	PRIOR YEARS TAXES OUTSTANDING	
Streets and Drainage	102,776.83	Public Works	290,267.81	Balance January 1, 1983	70,117.04
Sewers and Sewage Processing	89,973.70	Buildings and Grounds	13,063.71	Collected in 1983	68,475.02
Garbage and Trash Disposal	6,300.00	Library and Education		Cancelled, Abated or Adjusted 1983	
Public Buildings and Grounds	36,305.00	Conservation		Transfers to Tax Title Liens or Foreclosed	
Other Public Works		All Other		Balance December 31, 1983	1,642.02
HEALTH and WELFARE		CAPITAL DEBT AUTHORIZED, DECEMBER 31, 1983		TAX TITLE LIENS OUTSTANDING	
Health Services Except Environmental	1,522.80	ISSUED AND UNISSUED GROSS DEBT NET DEBT		Balance January 1, 1983	29,944.54
Welfare-Public Assistance	17,500.00	School 443,809		Transfer From Taxes	
Hospitals, Clinics, First Aid		Self-liquidating 142,800		Redeemed in 1983	6,077.44
Animal, Insect, & Rodent Control		Other 1,631,611	1,631,611	Cancelled, Abated or Adjusted (1983)	
Other Welfare Services		Total 2,218,220	1,631,611	Transfers to Foreclosed Property	
RECREATION and CONSERVATION		ISSUED AND OUTSTANDING		Balance December 31, 1983	23,867.10
Beaches and Boardwalks		School 391,409.08		PROPERTY ACQUIRED BY DEED OR	
Parks, Playgrounds, Shade Trees	300.00	Self-Liquidating 1,279,000.00		FORECLOSURE	
Land Reclamation & Conservation	8,560.00	Other 1,670,409.98		Balance January 1, 1983	27,350.00
Other Recreational Services		Total	1,670,409.98	Transfers From Taxes or Liens	
EDUCATION (excluding schools)		EQUALIZED VALUATION BASIS		Sale for Cash (1983)	
Libraries	9,200.00	FOR NET DEBT COMPUTATION	80,946,274	Cancelled, Abated or Adjusted (1983)	
Other Educational Services		REAL PROPERTY VALUATIONS		Balance December 31, 1983	27,350.00
STATUTORY EXPENDITURES		Code Class # of Parcels % VAL'N ASSESSED VALUATION		CURRENT FINANCES DECEMBER 31, 1983	
Pensions & F. I. C. A.	45,274.38	1 Vacant Land 205 2.31	896,930.00	ASSETS	
Employee Fringe Benefits	14,040.01	2 Residential 1543 73.47	28,506,660.00	Cash Dec. 31, 1983	251,100.27
Other Statutory Expenditures		3 Farm		Taxes Receivable	83,693.86
CETA And Other Public Employment Programs		4a Commercial 104 12.17	4,723,250.00	Tax Title Liens	23,867.10
MUNICIPAL FUNCTIONS TOTAL	861,697.00	4b Industrial 40 5.86	2,272,875.00	Foreclosed Property	27,350.00
CAPITAL IMPROVEMENTS *MEMO*	20,000.00	4c Apartments 7 6.19	2,400,250.00	Emergencies & Other Deferred Charges	
DEBT SERVICE		Total 1899	38,799,965.00	State and Federal Aid Receivable	407.18
Principal Payments	103,051.00	Land Area 1.36 Sq. Miles		Other Receivables	167,876.93
Interest Payments	109,998.94	Net Valuation Taxable-Municipal	39,147,287	Total	554,295.34
DEFERRED CHARGES	62,902.42	Net Valuation Taxable-County	83,036,948	LIABILITIES, RESERVES, AND SURPLUS	
SCHOOL, COUNTY, SPECIAL DISTRICT TAXES	2,223,645.09	State Equalized Valuation	82,760,162	Cash Liabilities	110,454.68
RESERVE FOR UNCOLLECTED TAXES	139,000.00	State Equalization Ratio	47.08	Reserves for Receivables	302,787.89
EXPENDITURES TOTAL	3,500,294.45			Surplus Dec. 31, 1983	141,052.77
				Total	554,295.34

*Includes County Health Service Taxes or County Vocational School Taxes. See Table 13.

0121
Population 1980 10,330
Population 1983 10,279
S & P Rating
Moody Rating

General Tax Rate Per \$100. 3.33
State Equalized Tax Rate 2.18

SOMERS POINT CITY – ATLANTIC COUNTY
Form of Government:
City Charter Act (P.L. 1897 c. 30)
Number of Members on Governing Body – 7

PER CAPITA:
Gross Debt 144.30
Net Debt 72.67
Debt Service 45.91
Total Tax Levy 629.78
Municipal Expenditures 300.37

PER CENT:
Gross Debt .54
Net Debt .27
Tax Levy Collected 94.43
Tax Levy Cancelled, Abated or Adjusted .07

EXPENDITURES		REVENUES-REALIZED		1983 PROPERTY TAX	
GENERAL GOVERNMENT				STATE EQUALIZED TAX RATE	
Governing Body & Public Boards		1983 Property Taxes Collected	6,122,274.57	Local District School Taxes	.75 2,227,699.70
Municipal Clerk		1983 Payments in Lieu of Taxes		Regional & Consolidated School Tax	.43 1,263,333.44
Financial Administration	59,170.66	Delinquent Tax & Lien Collections	302,694.30	School Taxes in Municipal Budget	.05 136,907.10
Assessment of Taxes	16,745.00	Business Personalty Replacement Taxes	82,198.68	County Taxes	.44 * 1,315,345.13
Collection of Taxes	31,800.49	Taxes from Public Utilities	599,478.00	County Library Taxes	.02 69,922.45
Planning, Housing & Development	5,813.00	Other Miscellaneous Tax Revenues		Local Municipal Purpose Taxes	.48 1,425,786.19
Human Resources		State Aid Revenues	98,064.96	Veteran & Senior Citizen Taxes	
Elections	3,913.00	Federal Aid Revenues		Total Taxes for Rate Computation	2.17 6,580,344.01
General Administration (other)	233,894.24	State and Local Fiscal Assistance Act Utilized	81,298.57	Special District Taxes	
JUDICIARY		Sale of Acquired Property		Bank Corp. Taxes	7,342.21
Municipal Courts	37,871.55	Other Miscellaneous Revenues	378,596.86	Added and Omitted Taxes	27,121.45
PUBLIC SAFETY		Total	7,664,605.94	Total Taxes Levied - ABSTRACT	6,473,457.67
Fire Protection	86,608.80	Prior Years Surplus Appropriated	229,325.00	Total Taxes Billed	6,483,736.74
Police Protection	797,869.90	REVENUES TOTAL	7,893,930.94	1983 TAXES COLLECTED	6,122,274.57
Civil Defense & Disaster Control	290.51	Reserve For Uncollected Taxes	365,374.96	1983 Taxes Cancelled, Abated or Adjusted	4,700.00
Environmental Inspection & Control	40,066.15	CAPITAL OUTLAY TOTAL	232,853.50	Transfer to Tax Title Liens or Foreclosed	20,551.17
Other Public Safety				Balance Outstanding Dec. 31, 1983	336,211.00
PUBLIC WORKS				PRIOR YEARS TAXES OUTSTANDING	
Streets and Drainage	303,216.58	Public Enterprises		Balance January 1, 1983	297,171.16
Sewers and Sewage Processing		Recreation—Culture		Collected in 1983	276,782.44
Garbage and Trash Disposal	177,345.00	Public Works	94,318.31	Cancelled, Abated or Adjusted 1983	
Public Buildings and Grounds	41,850.00	Buildings and Grounds	138,535.19	Transfers to Tax Title Liens or Foreclosed	6,881.29
Other Public Works	35,800.00	Library and Education		Balance December 31, 1983	13,507.43
HEALTH and WELFARE		Conservation		TAX TITLE LIENS OUTSTANDING	
Health Services Except Environmental		All Other		Balance January 1, 1983	32,643.26
Welfare-Public Assistance	2,000.00	CAPITAL DEBT AUTHORIZED, DECEMBER 31, 1983		Transfer From Taxes	27,918.88
Hospitals, Clinics, First Aid		ISSUED AND UNISSUED		Redeemed in 1983	25,911.86
Animal, Insect, & Rodent Control	7,470.00	School	683,208	Cancelled, Abated or Adjusted (1983)	
Other Welfare Services		Self-liquidating	800,000	Transfers to Foreclosed Property	
RECREATION and CONSERVATION		Other	747,000	Balance December 31, 1983	34,650.28
Beaches and Boardwalks	6,500.00	Total	1,483,208	PROPERTY ACQUIRED BY DEED OR FORECLOSURE	
Parks, Playgrounds, Shade Trees	31,911.84	ISSUED AND OUTSTANDING		Balance January 1, 1983	13,412.50
Land Reclamation & Conservation	8,550.00	School	683,208.53	Transfers From Taxes or Liens	
Other Recreational Services		Self-Liquidating	800,000.00	Sale for Cash (1983)	
EDUCATION (excluding schools)		Other	1,483,208.53	Cancelled, Abated or Adjusted (1983)	
Libraries	32,814.00	Total		Balance December 31, 1983	13,412.50
Other Educational Services		EQUALIZED VALUATION BASIS		CURRENT FINANCES DECEMBER 31, 1983	
STATUTORY EXPENDITURES		FOR NET DEBT COMPUTATION	272,753,093	ASSETS	
Pensions & F. I. C. A.	139,769.00	REAL PROPERTY VALUATIONS		Cash Dec. 31, 1983	570,293.27
Employee Fringe Benefits	71,900.00	Code Class # of Parcels % VAL'N		Taxes Receivable	349,718.43
Other Statutory Expenditures	15,000.00	1 Vacant Land 472 2.35		Tax Title Liens	34,650.28
CETA And Other Public Employment Programs		2 Residential 3174 66.84		Foreclosed Property	13,412.50
MUNICIPAL FUNCTIONS TOTAL	2,188,169.72	3 Farm		Emergencies & Other Deferred Charges	28,342.39
CAPITAL IMPROVEMENTS *MEMO*	20,000.00	4a Commercial 197 19.92		State and Federal Aid Receivable	23,144.88
DEBT SERVICE		4b Industrial		Other Receivables	6,701.29
Principal Payments	361,000.00	4c Apartments 28 10.88		Total	1,026,263.04
Interest Payments	110,958.43	Total 3871		LIABILITIES, RESERVES, AND SURPLUS	
TYPE I SCHL DEBT *MEMO	147,438.00	Land Area 4.08 Sq. Miles		Cash Liabilities	165,366.34
DEFERRED CHARGES	62,027.24	Net Valuation Taxable-Municipal	193,685,410	Reserves for Receivables	404,482.50
SCHOOL, COUNTY, SPECIAL DISTRICT TAXES	5,013,207.82	Net Valuation Taxable-County	281,575,525	Surplus Dec. 31, 1983	456,414.20
RESERVE FOR UNCOLLECTED TAXES	365,374.96	State Equalized Valuation	293,973,882	Total	1,026,263.04
EXPENDITURES TOTAL	8,100,738.17	State Equalization Ratio	65.41		

1818

Population 1980 **11,973**
 Population 1983 **11,827**
 S & P Rating
 Moody Rating **A1**

General Tax Rate Per \$100.
5.34
 State Equalized Tax Rate
2.84

SOMERVILLE BOROUGH – SOMERSET CO.**Form of Government:****Borough Council****Number of Members on Governing Body – 6****PER CAPITA:**

Gross Debt **570.58**
 Net Debt **349.98**
 Debt Service **45.41**
 Total Tax Levy **762.54**
 Municipal Expenditures **418.93**

PER CENT:

Gross Debt **2.42**
 Net Debt **1.49**
 Tax Levy Collected **95.92**
 Tax Levy Cancelled, Abated
 or Adjusted **.10**

EXPENDITURES		REVENUES-REALIZED		1983 PROPERTY TAX	
GENERAL GOVERNMENT				STATE EQUALIZED TAX RATE 1.70	
Governing Body & Public Boards		1983 Property Taxes Collected	8,637,120.24	Local District School Taxes	5,385,619.61
Municipal Clerk		1983 Payments in Lieu of Taxes		Regional & Consolidated School Tax	
Financial Administration	52,765.00	Delinquent Tax & Lien Collections	405,737.23	School Taxes in Municipal Budget	
Assessment of Taxes	21,093.00	Business Personalty Replacement Taxes	252,385.28	County Taxes	1,443,647.96
Collection of Taxes	33,008.00	Taxes from Public Utilities	988,993.00	County Library Taxes	
Planning, Housing & Development	30,282.00	Other Miscellaneous Tax Revenues		Local Municipal Purpose Taxes	2,155,036.30
Human Resources		State Aid Revenues	185,414.33	Veteran & Senior Citizen Taxes	99,550.00
Elections	3,498.00	Federal Aid Revenues		Total Taxes for Rate Computation	9,083,853.87
General Administration (other)	539,337.00	State and Local Fiscal Assistance Act Utilized	115,437.60	Special District Taxes	
JUDICIARY		Sale of Acquired Property		Bank Corp. Taxes	34,235.37
Municipal Courts	32,568.00	Other Miscellaneous Revenues	850,449.01	Added and Omitted Taxes	
PUBLIC SAFETY		Total	11,435,536.69	Total Taxes Levied - ABSTRACT	9,018,539.24
Fire Protection	130,303.00	Prior Years Surplus Appropriated	250,000.00	Total Taxes Billed	9,004,243.40
Police Protection	1,211,657.00	REVENUES TOTAL	11,685,536.69	1983 TAXES COLLECTED	8,637,120.24
Civil Defense & Disaster Control	11,179.00	Reserve For Uncollected Taxes	545,400.00	1983 Taxes Cancelled, Abated or Adjusted	9,200.82
Environmental Inspection & Control	52,886.00	CAPITAL OUTLAY TOTAL	252,971.73	Transfer to Tax Title Liens or Foreclosed	25,500.30
Other Public Safety				Balance Outstanding Dec. 31, 1983	332,422.04
PUBLIC WORKS				PRIOR YEARS TAXES OUTSTANDING	
Streets and Drainage	430,106.00	Public Enterprises		Balance January 1, 1983	382,390.68
Sewers and Sewage Processing	29,350.00	Recreation—Culture		Collected in 1983	369,529.80
Garbage and Trash Disposal	205,420.00	Public Works	205,589.30	Cancelled, Abated or Adjusted 1983	187.96
Public Buildings and Grounds	135,452.00	Buildings and Grounds	47,382.43	Transfers to Tax Title Liens or Foreclosed	5,770.88
Other Public Works		Library and Education		Balance December 31, 1983	6,902.04
HEALTH and WELFARE		Conservation		TAX TITLE LIENS OUTSTANDING	
Health Services Except Environmental	115,029.00	All Other		Balance January 1, 1983	34,977.76
Welfare-Public Assistance	34,753.00	CAPITAL DEBT AUTHORIZED, DECEMBER 31, 1983		Transfer From Taxes	31,459.14
Hospitals, Clinics, First Aid		ISSUED AND UNISSUED		Redeemed in 1983	36,207.43
Animal, Insect, & Rodent Control	10,375.00	School	2,609,000	Cancelled, Abated or Adjusted (1983)	
Other Welfare Services		Self-Liquidating	4,139,250	Transfers to Foreclosed Property	
RECREATION and CONSERVATION		Other	6,748,250	Balance December 31, 1983	30,229.47
Beaches and Boardwalks	50,950.00	Total	4,139,250	PROPERTY ACQUIRED BY DEED OR FORECLOSURE	
Parks, Playgrounds, Shade Trees		ISSUED AND OUTSTANDING		Balance January 1, 1983	4,800.00
Land Reclamation & Conservation	71,976.60	School	2,609,000.00	Transfers From Taxes or Liens	
Other Recreational Services		Self-Liquidating	3,341,000.00	Sale for Cash (1983)	
EDUCATION (excluding schools)		Other	5,950,000.00	Cancelled, Abated or Adjusted (1983)	
Libraries	126,651.00	Total		Balance December 31, 1983	4,800.00
Other Educational Services		EQUALIZED VALUATION BASIS		CURRENT FINANCES DECEMBER 31, 1983	
STATUTORY EXPENDITURES		FOR NET DEBT COMPUTATION	278,318,835	ASSETS	
Pensions & F. I. C. A.	388,350.00	REAL PROPERTY VALUATIONS		Cash Dec. 31, 1983	828,477.16
Employee Fringe Benefits	130,980.00	Code Class # of Parcels % VAL'N		Taxes Receivable	339,324.08
Other Statutory Expenditures	5,375.00	1 Vacant Land 118 1.07	1,712,400.00	Tax Title Liens	30,229.47
CETA And Other Public Employment Programs	3,853,343.60	2 Residential 2640 61.99	99,526,100.00	Foreclosed Property	4,800.00
MUNICIPAL FUNCTIONS TOTAL	30,000.00	3 Farm 370 25.01	40,161,500.00	Emergencies & Other Deferred Charges	16,000.00
CAPITAL IMPROVEMENTS *MEMO*		4a Commercial 15 3.82	6,135,200.00	State and Federal Aid Receivable	
DEBT SERVICE		4b Industrial 28 8.11	13,021,600.00	Other Receivables	9,791.54
Principal Payments	300,000.00	Total 3171	160,556,800.00	Total	1,228,622.25
Interest Payments	237,107.00	Land Area 2.30 Sq. Miles		LIABILITIES, RESERVES, AND SURPLUS	
DEFERRED CHARGES	18,776.66	Net Valuation Taxable-Municipal	168,289,630	Cash Liabilities	150,647.62
SCHOOL, COUNTY, SPECIAL DISTRICT TAXES	6,829,267.57	Net Valuation Taxable-County	287,677,822	Reserves for Receivables	384,145.09
RESERVE FOR UNCOLLECTED TAXES	545,400.00	State Equalized Valuation	309,489,004	Surplus Dec. 31, 1983	693,829.54
EXPENDITURES TOTAL	11,783,894.83	State Equalization Ratio	53.22	Total	1,228,622.25

1220
Population 1980 8,322
Population 1983 8,144
S & P Rating
Moody Rating

General Tax Rate Per \$100. 3.31
State Equalized Tax Rate 2.16

SOUTH AMBOY CITY - MIDD. COUNTY
Form of Government:
Mayor-Council Plan D (OMCL 50)
Number of Members on Governing Body - 5

PER CAPITA:
Gross Debt 391.44
Net Debt 286.04
Debt Service 35.81
Total Tax Levy 396.19
Municipal Expenditures 642.35

PER CENT:
Gross Debt 2.20
Net Debt 1.61
Tax Levy Collected 93.14
Tax Levy Cancelled, Abated or Adjusted .03

EXPENDITURES		REVENUES-REALIZED		1983 PROPERTY TAX	
GENERAL GOVERNMENT				STATE EQUALIZED TAX RATE	
Governing Body & Public Boards		1983 Property Taxes Collected	2,995,771.65	Local District School Taxes	1.53
Municipal Clerk		1983 Payments in Lieu of Taxes		Regional & Consolidated School Tax	
Financial Administration	95,260.00	Delinquent Tax & Lien Collections	165,909.85	School Taxes in Municipal Budget	.01
Assessment of Taxes	18,266.00	Business Personalty Replacement Taxes	57,453.24	County Taxes	.61
Collection of Taxes	42,140.00	Taxes from Public Utilities	4,121,502.00	County Library Taxes	
Planning, Housing & Development	27,410.00	Other Miscellaneous Tax Revenues		Local Municipal Purpose Taxes	
Human Resources		State Aid Revenues	84,318.34	Veteron & Senior Citizen Taxes	
Elections	5,000.00	Federal Aid Revenues	500.00	Total Taxes for Rate Computation	2.15
General Administration (other)	606,250.00	State and Local Fiscal Assistance Act Utilized	81,187.28	Special District Taxes	
JUDICIARY		Sale of Acquired Property		Bank Corp. Taxes	19,147.41
Municipal Courts	43,435.00	Other Miscellaneous Revenues	231,403.72	Added and Omitted Taxes	3,065.35
PUBLIC SAFETY		Total	7,738,046.08	Total Taxes Levied - ABSTRACT	3,226,577.12
Fire Protection	150,200.00	Prior Years Surplus Appropriated	747,777.06	Total Taxes Billed	3,216,351.74
Police Protection	1,159,061.34	REVENUES TOTAL	8,485,823.14	1983 TAXES COLLECTED	2,995,771.65
Civil Defense & Disaster Control	2,400.00	Reserve For Uncollected Taxes	224,590.04	1983 Taxes Cancelled, Abated or Adjusted	1,059.98
Environmental Inspection & Control	43,140.00			Transfer to Tax Title Liens or Foreclosed	60,817.24
Other Public Safety				Balance Outstanding Dec. 31, 1983	158,702.87
PUBLIC WORKS		CAPITAL OUTLAY TOTAL	384,799.87	PRIOR YEARS TAXES OUTSTANDING	
Streets and Drainage	594,615.94	Public Enterprises	30,523.45	Balance January 1, 1983	178,836.90
Sewers and Sewage Processing	368,900.00	Recreation—Culture		Collected in 1983	131,802.81
Garbage and Trash Disposal	247,300.00	Public Works	148,757.11	Cancelled, Abated or Adjusted 1983	110.56
Public Buildings and Grounds	354,300.00	Buildings and Grounds	205,519.31	Transfers to Tax Title Liens or Foreclosed	23,311.24
Other Public Works		Library and Education		Balance December 31, 1983	23,612.29
HEALTH and WELFARE		Conservation		TAX TITLE LIENS OUTSTANDING	
Health Services Except Environmental	89,270.00	All Other		Balance January 1, 1983	106,733.67
Welfare-Public Assistance	18,000.00			Transfer From Taxes	85,907.12
Hospitals, Clinics, First Aid	6,000.00	CAPITAL DEBT AUTHORIZED, DECEMBER 31, 1983		Redeemed in 1983	34,107.04
Animal, Insect, & Rodent Control	3,000.00	ISSUED AND UNISSUED		Cancelled, Abated or Adjusted (1983)	
Other Welfare Services	7,100.00	School	148,000	Transfers to Foreclosed Property	
RECREATION and CONSERVATION		Self-liquidating	470,377	Balance December 31, 1983	158,533.75
Beaches and Boardwalks		Other	2,569,535	PROPERTY ACQUIRED BY DEED OR FORECLOSURE	
Parks, Playgrounds, Shade Trees	15,500.00	Total	3,187,912	Balance January 1, 1983	86,990.00
Land Reclamation & Conservation				Transfers From Taxes or Liens	
Other Recreational Services	169,690.00	ISSUED AND OUTSTANDING		Sale for Cash (1983)	
EDUCATION (excluding schools)		School	59,000.00	Cancelled, Abated or Adjusted (1983)	
Libraries	113,500.00	Self-Liquidating	40,000.00	Balance December 31, 1983	86,990.00
Other Educational Services		Other	1,462,799.80	CURRENT FINANCES DECEMBER 31, 1983	
STATUTORY EXPENDITURES		Total	1,561,799.80	ASSETS	
Pensions & F. I. C. A.	300,850.00	EQUALIZED VALUATION BASIS		Cash Dec. 31, 1983	1,893,958.07
Employee Fringe Benefits	196,999.10	FOR NET DEBT COMPUTATION	144,700,610	Taxes Receivable	182,315.16
Other Statutory Expenditures		REAL PROPERTY VALUATIONS		Tax Title Liens	158,533.75
CETA And Other Public Employment Programs	500.00	Code Class # of Parcels % VAL'N		Foreclosed Property	86,990.00
MUNICIPAL FUNCTIONS TOTAL	4,678,087.38	1 Vacant Land 148 2.92		Emergencies & Other Deferred Charges	60,000.00
CAPITAL IMPROVEMENTS *MEMO*		2 Residential 2117 74.36		State and Federal Aid Receivable	3,125.00
DEBT SERVICE		3 Farm		Other Receivables	60,064.43
Principal Payments	190,859.71	4a Commercial 167 11.76		Total	2,444,986.41
Interest Payments	100,766.85	4b Industrial 12 9.76		LIABILITIES, RESERVES, AND SURPLUS	
TYPE I SCHL DEBT *MEMO	22,208.00	4c Apartments 8 1.21		Cash Liabilities	1,051,343.64
	37,019.29	Total 2452		Reserves for Receivables	474,033.34
DEFERRED CHARGES		Land Area 1.45 Sq. Miles		Surplus Dec. 31, 1983	919,609.43
SCHOOL, COUNTY, SPECIAL DISTRICT TAXES	3,204,364.36	Net Valuation Taxable-Municipal	97,010,163	Total	2,444,986.41
RESERVE FOR UNCOLLECTED TAXES	224,590.04	Net Valuation Taxable-County	154,034,990		
EXPENDITURES' TOTAL	8,435,687.63	State Equalized Valuation	150,035,605		
		State Equalization Ratio	65.17		

1347
Population 1980 1,566
Population 1983 1,508
S & P Rating
Moody Rating

General Tax Rate Per \$100.
3.00
State Equalized Tax Rate
3.01

SOUTH BELMAR BORO. - MONMOUTH CO.
Form of Government:
Borough Council
Number of Members on Governing Body - 6

PER CAPITA:
Gross Debt 288.40
Net Debt 268.34
Debt Service 22.62
Total Tax Levy 752.18
Municipal Expenditures 434.84
PER CENT:
Gross Debt 1.28
Net Debt 1.19
Tax Levy Collected 92.48
Tax Levy Cancelled, Abated or Adjusted .24

EXPENDITURES		REVENUES-REALIZED		1983 PROPERTY TAX	
GENERAL GOVERNMENT				STATE EQUALIZED TAX RATE	
Governing Body & Public Boards				Local District School Taxes	1.40
Municipal Clerk				Regional & Consolidated School Tax	
Financial Administration	9,110.00	1983 Property Taxes Collected	1,048,679.62	School Taxes in Municipal Budget	
Assessment of Taxes	4,903.95	1983 Payments in Lieu of Taxes		County Taxes	.50 *
Collection of Taxes	8,331.47	Delinquent Tax & Lien Collections	69,705.85	County Library Taxes	.02
Planning, Housing & Development	1,937.43	Business Personalty Replacement Taxes	9,068.32	Local Municipal Purpose Taxes	1.09
Human Resources		Taxes from Public Utilities	78,075.00	Veteran & Senior Citizen Taxes	
Elections	429.91	Other Miscellaneous Tax Revenues		Total Taxes for Rate Computation	3.01
General Administration (other)	47,680.76	State Aid Revenues	17,581.53	Special District Taxes	
JUDICIARY		Federal Aid Revenues	26,824.18	Bank Corp. Taxes	334.75
Municipal Courts	11,365.00	State and Local Fiscal Assistance Act Utilized		Added and Omitted Taxes	3,142.77
PUBLIC SAFETY		Sale of Acquired Property	72,044.64	Total Taxes Levied - ABSTRACT	1,134,291.00
Fire Protection	4,788.00	Other Miscellaneous Revenues		Total Taxes Billed	1,133,956.25
Police Protection	265,569.18	Total	1,321,979.14	1983 TAXES COLLECTED	1,048,679.62
Civil Defense & Disaster Control	50.00	Prior Years Surplus Appropriated	35,960.94	1983 Taxes Cancelled, Abated or Adjusted	2,709.00
Environmental Inspection & Control	8,782.00	REVENUES TOTAL	1,357,940.08	Transfer to Tax Title Liens or Foreclosed	11,745.00
Other Public Safety		Reserve For Uncollected Taxes	79,032.37	Balance Outstanding Dec. 31, 1983	70,822.63
PUBLIC WORKS		CAPITAL OUTLAY TOTAL	6,483.47	PRIOR YEARS TAXES OUTSTANDING	
Streets and Drainage	46,443.76	Public Enterprises	1,988.47	Balance January 1, 1983	62,783.22
Sewers and Sewage Processing		Recreation—Culture		Collected in 1983	60,444.42
Garbage and Trash Disposal	41,349.37	Public Works	4,495.00	Cancelled, Abated or Adjusted 1983	
Public Buildings and Grounds	16,518.00	Buildings and Grounds		Transfers to Tax Title Liens or Foreclosed	
Other Public Works		Library and Education		Balance December 31, 1983	2,338.80
HEALTH and WELFARE		Conservation		TAX TITLE LIENS OUTSTANDING	
Health Services Except Environmental	165.00	All Other		Balance January 1, 1983	56,562.62
Welfare-Public Assistance	1,827.84	CAPITAL DEBT AUTHORIZED, DECEMBER 31, 1983		Transfer From Taxes	11,745.00
Hospitals, Clinics, First Aid		ISSUED AND UNISSUED		Redeemed in 1983	9,261.43
Animal, Insect, & Rodent Control	300.00	SCHOOL		Cancelled, Abated or Adjusted (1983)	2,962.35
Other Welfare Services		Self-liquidating	272,151	Transfers to Foreclosed Property	
RECREATION and CONSERVATION		Other	162,751	Balance December 31, 1983	56,083.84
Beaches and Boardwalks		Total	434,903	PROPERTY ACQUIRED BY DEED OR	
Parks, Playgrounds, Shade Trees		ISSUED AND OUTSTANDING		FORECLOSURE	
Land Reclamation & Conservation		School		Balance January 1, 1983	1,270.00
Other Recreational Services	1,530.00	Self-Liquidating	79,988.47	Transfers From Taxes or Liens	
EDUCATION (excluding schools)		Other	144,000.00	Sale for Cash (1983)	
Libraries		Total	223,988.47	Cancelled, Abated or Adjusted (1983)	
Other Educational Services		EQUALIZED VALUATION BASIS		Balance December 31, 1983	1,270.00
STATUTORY EXPENDITURES		FOR NET DEBT COMPUTATION	33,958,442	CURRENT FINANCES DECEMBER 31, 1983	
Pensions & F. I. C. A.	42,818.00	REAL PROPERTY VALUATIONS		ASSETS	
Employee Fringe Benefits	17,002.26	Code Class # of Parcels % VAL'N		Cash Dec. 31, 1983	144,660.89
Other Statutory Expenditures	3,000.00	1 Vacant Land 56 1.49	557,300.00	Taxes Receivable	73,161.43
CETA And Other Public Employment Programs		2 Residential 781 86.35	32,237,200.00	Tax Title Liens	56,083.84
MUNICIPAL FUNCTIONS TOTAL	533,901.93	3 Farm		Foreclosed Property	1,270.00
CAPITAL IMPROVEMENTS *MEMO*		4a Commercial 40 9.63	3,593,900.00	Emergencies & Other Deferred Charges	23,800.00
DEBT SERVICE		4b Industrial 2 .49	182,200.00	State and Federal Aid Receivable	
Principal Payments	20,000.00	4c Apartments 1 2.04	762,900.00	Other Receivables	2,788.52
Interest Payments	14,104.00	Total 880	37,333,500.00	Total	301,764.68
DEFERRED CHARGES	8,692.92	Land Area .20 Sq. Miles		LIABILITIES, RESERVES, AND SURPLUS	
SCHOOL, COUNTY, SPECIAL DISTRICT TAXES	720,860.48	Net Valuation Taxable-Municipal	37,663,379	Cash Liabilities	66,644.27
RESERVE FOR UNCOLLECTED TAXES	79,032.37	Net Valuation Taxable-County	33,932,434	Reserves for Receivables	133,303.79
EXPENDITURES TOTAL	1,376,591.70	State Equalized Valuation	37,522,049	Surplus Dec. 31, 1983	101,816.62
		State Equalization Ratio	100.38	Total	301,764.68

*Includes County Health Service Taxes or County Vocational School Taxes. See Table 13.

1819
Population 1980 4,331
Population 1983 4,303
S & P Rating
Moody Rating A

General Tax Rate Per \$100. 3.22
State Equalized Tax Rate 2.76

SOUTH BOUND BROOK BORO. – SOM. CO.

Form of Government:

Borough Council

Number of Members on Governing Body – 6

PER CAPITA:
Gross Debt 241.72
Net Debt 179.67
Debt Service 42.82
Total Tax Levy 534.45
Municipal Expenditures 270.09

PER CENT:
Gross Debt 1.33
Net Debt .99
Tax Levy Collected 95.69
Tax Levy Cancelled, Abated or Adjusted

EXPENDITURES		REVENUES-REALIZED		1983 PROPERTY TAX	
GENERAL GOVERNMENT				STATE EQUALIZED TAX RATE	
Governing Body & Public Boards		1983 Property Taxes Collected	2,199,515.86	Local District School Taxes	1.61
Municipal Clerk		1983 Payments in Lieu of Taxes		Regional & Consolidated School Tax	
Financial Administration	6,500.00	Delinquent Tax & Lien Collections	33,002.83	School Taxes in Municipal Budget	
Assessment of Taxes	4,090.90	Business Personalty Replacement Taxes	77,440.32	County Taxes	.48
Collection of Taxes	20,786.33	Taxes from Public Utilities	219,219.00	County Library Taxes	
Planning, Housing & Development	6,286.49	Other Miscellaneous Tax Revenues		Local Municipal Purpose Taxes	.67
Human Resources		State Aid Revenues	80,345.23	Veteran & Senior Citizen Taxes	
Elections	582.26	Federal Aid Revenues		Total Taxes for Rate Computation	2.76
General Administration (other)	65,462.95	State and Local Fiscal Assistance Act Utilized	30,929.48	Special District Taxes	
JUDICIARY		State and Local Fiscal Assistance Act Utilized		Bank Corp. Taxes	4,104.37
Municipal Courts	7,355.52	Sale of Acquired Property		Added and Omitted Taxes	7,806.60
PUBLIC SAFETY		Other Miscellaneous Revenues	125,804.70	Total Taxes Levied - ABSTRACT	2,299,747.94
Fire Protection	38,288.00	Total	2,766,257.42	Total Taxes Billed	2,298,690.74
Police Protection	281,263.43	Prior Years Surplus Appropriated	100,000.00	1983 TAXES COLLECTED	2,199,515.86
Civil Defense & Disaster Control	320.00	REVENUES TOTAL	2,866,257.42	1983 Taxes Cancelled, Abated or Adjusted	
Environmental Inspection & Control	4,771.00	REVENUES FOR Uncollected Taxes	114,580.00	Transfer to Tax Title Liens or Foreclosed	
Other Public Safety		CAPITAL OUTLAY TOTAL	36,844.58	Balance Outstanding Dec. 31, 1983	99,174.88
PUBLIC WORKS				PRIOR YEARS TAXES OUTSTANDING	
Streets and Drainage	73,625.03	Public Enterprises		Balance January 1, 1983	25,104.70
Sewers and Sewage Processing	103,375.06	Recreation—Culture		Collected in 1983	24,832.54
Garbage and Trash Disposal	79,117.90	Public Works	33,291.57	Cancelled, Abated or Adjusted 1983	
Public Buildings and Grounds	6,995.93	Buildings and Grounds	3,553.01	Transfers to Tax Title Liens or Foreclosed	
Other Public Works		Library and Education		Balance December 31, 1983	272.16
HEALTH and WELFARE		Conservation		TAX TITLE LIENS OUTSTANDING	
Health Services Except Environmental	16,156.79	All Other		Balance January 1, 1983	16,502.40
Welfare-Public Assistance	8,111.04	CAPITAL DEBT AUTHORIZED, DECEMBER 31, 1983		Transfer From Taxes	
Hospitals, Clinics, First Aid		ISSUED AND UNISSUED		Redeemed in 1983	8,170.29
Animal, Insect, & Rodent Control	400.00	GROSS DEBT	267,000	Cancelled, Abated or Adjusted (1983)	
Other Welfare Services		School		Transfers to Foreclosed Property	
RECREATION and CONSERVATION		Self-liquidating	773,118	Balance December 31, 1983	8,332.11
Beaches and Boardwalks		Other		PROPERTY ACQUIRED BY DEED OR	
Parks, Playgrounds, Shade Trees	2,701.68	Total	1,040,118	FORECLOSURE	
Land Reclamation & Conservation		ISSUED AND OUTSTANDING		Balance January 1, 1983	132,460.00
Other Recreational Services	5,749.04	School	267,000.00	Transfers From Taxes or Liens	
EDUCATION (excluding schools)		Self-Liquidating		Sale for Cash (1983)	86,800.00
Libraries	19,816.00	Other		Cancelled, Abated or Adjusted (1983)	
Other Educational Services		Total	1,035,750.00	Balance December 31, 1983	45,660.00
STATUTORY EXPENDITURES		EQUALIZED VALUATION BASIS		CURRENT FINANCES DECEMBER 31, 1983	
Pensions & F. I. C. A.	65,293.15	FOR NET DEBT COMPUTATION	78,476.087	ASSETS	
Employee Fringe Benefits	19,974.19	REAL PROPERTY VALUATIONS		Cash Dec. 31, 1983	318,744.25
Other Statutory Expenditures		Code Class # of Parcels % VAL'N		Taxes Receivable	99,447.04
CETA And Other Public Employment Programs		1 Vacant Land 52 .52		Tax Title Liens	8,332.11
MUNICIPAL FUNCTIONS TOTAL	837,022.69	2 Residential 1065 80.76		Foreclosed Property	45,660.00
CAPITAL IMPROVEMENTS *MEMO*	1,000.00	3 Farm		Emergencies & Other Deferred Charges	54,465.00
DEBT SERVICE		4a Commercial 45 5.66	3,968,900.00	State and Federal Aid Receivable	929.31
Principal Payments	75,000.00	4b Industrial 9 5.16	3,616,300.00	Other Receivables	2,466.38
Interest Payments	109,275.49	4c Apartments 7 7.90	5,539,800.00	Total	530,044.09
		Total 1178	70,103,500.00	LIABILITIES, RESERVES, AND SURPLUS	
DEFERRED CHARGES	26,311.50	Land Area .70 Sq. Miles		Cash Liabilities	151,780.00
SCHOOL, COUNTY, SPECIAL DISTRICT TAXES	1,733,738.82	Net Valuation Taxable-Municipal	71,145,470	Reserves for Receivables	155,905.53
RESERVE FOR UNCOLLECTED TAXES	114,580.00	Net Valuation Taxable-County	80,805,786	Surplus Dec. 31, 1983	222,358.56
EXPENDITURES TOTAL	2,895,928.50	State Equalized Valuation	82,710,961	Total	530,044.09
		State Equalization Ratio	85.84		

1221
Population 1980 17,127
Population 1983 17,773
S & P Rating AA
Moody Rating AA

General Tax Rate Per \$100. 4.93
State Equalized Tax Rate 2.71

SOUTH BRUNSWICK TWP. - MIDD. CO.

Form of Government:
Township Committee

Number of Members on Governing Body - 5

PER CAPITA:
Gross Debt 1,875.81
Net Debt 360.17
Debt Service 82.31
Total Tax Levy 1,090.33
Municipal Expenditures 461.89
PER CENT:
Gross Debt 5.31
Net Debt 1.02
Tax Levy Collected 97.34
Tax Levy Cancelled, Abated or Adjusted .26

EXPENDITURES		REVENUES-REALIZED		1983 PROPERTY TAX	
GENERAL GOVERNMENT				STATE EQUALIZED TAX RATE 2.71	
Governing Body & Public Boards	5,923.00	1983 Property Taxes Collected		Local District School Taxes	12,985,566.50
Municipal Clerk		18,885,329.67		Regional & Consolidated School Tax	
Financial Administration	94,703.00	1983 Payments in Lieu of Taxes		School Taxes in Municipal Budget	
Assessment of Taxes	61,325.00	Delinquent Tax & Lien Collections		County Taxes	4,309,629.19
Collection of Taxes	128,823.00	Business Personalty Replacement Taxes		County Library Taxes	
Planning, Housing & Development	115,639.00	Taxes from Public Utilities		Local Municipal Purpose Taxes	1,176,605.38
Human Resources		Other Miscellaneous Tax Revenues		Veteran & Senior Citizen Taxes	113,050.00
Elections	6,245.00	State Aid Revenues		Total Taxes for Rate Computation	18,584,851.07
General Administration (other)	653,324.00	Federal Aid Revenues		Special District Taxes	330,833.75
JUDICIARY		State and Local Fiscal Assistance Act Utilized		Bank Corp. Taxes	7,949.33
Municipal Courts	70,569.00	Sale of Acquired Property		Added and Omitted Taxes	567,922.53
PUBLIC SAFETY		Other Miscellaneous Revenues		Total Taxes Levied - ABSTRACT	19,378,506.68
Fire Protection	122,037.00	Prior Years Surplus Appropriated		Total Taxes Billed	19,402,394.03
Police Protection	1,609,842.00	REVENUES TOTAL		1983 TAXES COLLECTED	18,885,329.67
Civil Defense & Disaster Control	7,575.00	Reserve For Uncollected Taxes		1983 Taxes Cancelled, Abated or Adjusted	49,935.14
Environmental Inspection & Control	174,466.00	CAPITAL OUTLAY TOTAL		Transfer to Tax Title Liens or Foreclosed	5,800.39
Other Public Safety		1,543,190.70		Balance Outstanding Dec. 31, 1983	461,328.83
PUBLIC WORKS		Public Enterprises		PRIOR YEARS TAXES OUTSTANDING	
Streets and Drainage	670,918.99	Recreation--Culture		Balance January 1, 1983	540,354.28
Sewers and Sewage Processing		Public Works		Collected in 1983	490,658.38
Garbage and Trash Disposal	120,900.00	Buildings and Grounds		Cancelled, Abated or Adjusted 1983	1,924.81
Public Buildings and Grounds	266,631.00	Library and Education		Transfers to Tax Title Liens or Foreclosed	
Other Public Works	252,792.00	Conservation		Balance December 31, 1983	47,771.09
HEALTH and WELFARE		All Other		TAX TITLE LIENS OUTSTANDING	
Health Services Except Environmental	119,793.00	CAPITAL DEBT AUTHORIZED, DECEMBER 31, 1983		Balance January 1, 1983	48,441.14
Welfare-Public Assistance	52,197.00	ISSUED AND UNISSUED GROSS DEBT NET DEBT		Transfer From Taxes	5,800.39
Hospitals, Clinics, First Aid		SCHOOL 11,346,000		Redeemed in 1983	37,625.78
Animal, Insect, & Rodent Control	24,664.00	Self-liquidating 15,591,477		Cancelled, Abated or Adjusted (1983)	
Other Welfare Services		Other 6,401,300		Transfers to Foreclosed Property	
RECREATION and CONSERVATION		Total 33,338,777		Balance December 31, 1983	16,615.75
Beaches and Boardwalks		ISSUED AND OUTSTANDING		PROPERTY ACQUIRED BY DEED OR FORECLOSURE	
Parks, Playgrounds, Shade Trees	22,972.00	SCHOOL 11,346,000.00		Balance January 1, 1983	267,600.00
Land Reclamation & Conservation	2,495.00	Self-Liquidating 15,198,000.00		Transfers From Taxes or Liens	
Other Recreational Services	214,951.00	Other 6,373,000.00		Sale for Cash (1983)	
EDUCATION (excluding schools)		Total 32,917,000.00		Cancelled, Abated or Adjusted (1983)	
Libraries	363,810.00	EQUALIZED VALUATION BASIS		Balance December 31, 1983	267,600.00
Other Educational Services	13,695.00	FOR NET DEBT COMPUTATION		CURRENT FINANCES DECEMBER 31, 1983	
STATUTORY EXPENDITURES		REAL PROPERTY VALUATIONS		ASSETS	
Pensions & F. I. C. A.	434,074.00	Code Class # of Parcels % VAL'N		Cash Dec. 31, 1983	2,056,807.16
Employee Fringe Benefits	318,500.00	1 Vacant Land 900 4.75		Taxes Receivable	509,099.92
Other Statutory Expenditures	1,000.00	2 Residential 4501 49.46		Tax Title Liens	16,615.75
CETA And Other Public Employment Programs		3 Farm 419 3.84		Foreclosed Property	267,600.00
MUNICIPAL FUNCTIONS TOTAL	5,979,893.99	4a Commercial 198 5.77		Emergencies & Other Deferred Charges	74,800.00
CAPITAL IMPROVEMENTS *MEMO*		4b Industrial 108 34.44		State and Federal Aid Receivable	
DEBT SERVICE		4c Apartments 5 1.74		Other Receivables	487.49
Principal Payments	805,000.00	Total 6131		Total	2,925,410.32
Interest Payments	657,864.25	Land Area 41.00 Sq. Miles		LIABILITIES, RESERVES, AND SURPLUS	
DEFERRED CHARGES		Net Valuation Taxable-Municipal		Cash Liabilities	690,483.03
SCHOOL, COUNTY, SPECIAL DISTRICT TAXES	17,626,029.44	Net Valuation Taxable-County		Reserves for Receivables	793,803.16
RESERVE FOR UNCOLLECTED TAXES	563,620.11	State Equalized Valuation		Surplus Dec. 31, 1983	1,441,124.13
EXPENDITURES TOTAL	25,835,239.79	State Equalization Ratio		Total	2,925,410.32

0259
Population 1980 2,229
Population 1983 2,217
S & P Rating A
Moody Rating A

General Tax Rate Per \$100. 2.70
State Equalized Tax Rate 1.67

SOUTH HACKENSACK TWP. - BERGEN CO.
Form of Government:
Township Committee
Number of Members on Governing Body - 5

PER CAPITA:
Gross Debt 703.33
Net Debt 640.65
Debt Service 140.63
Total Tax Levy 1,395.71
Municipal Expenditures 1,080.57

PER CENT:
Gross Debt .93
Net Debt .85
Tax Levy Collected 98.83
Tax Levy Cancelled, Abated or Adjusted .03

EXPENDITURES		REVENUES-REALIZED		1983 PROPERTY TAX	
GENERAL GOVERNMENT				STATE EQUALIZED TAX RATE	
Governing Body & Public Boards		1983 Property Taxes Collected	3,026,789.43	Local District School Taxes .68	1,267,295.00
Municipal Clerk		1983 Payments in Lieu of Taxes		Regional & Consolidated School Tax	
Financial Administration	25,618.00	Delinquent Tax & Lien Collections	23,944.92	School Taxes in Municipal Budget	
Assessment of Taxes	25,370.00	Business Personalty Replacement Taxes	297,378.00	County Taxes .38	695,882.34
Collection of Taxes	59,431.00	Taxes from Public Utilities	330,793.00	County Library Taxes	
Planning, Housing & Development	5,700.00	Other Miscellaneous Tax Revenues		Local Municipal Purpose Taxes .61	1,129,030.00
Human Resources		State Aid Revenues	16,550.18	Veteran & Senior Citizen Taxes	37,850.00
Elections	1,492.00	Federal Aid Revenues		Total Taxes for Rate Computation 1.67	3,130,057.34
General Administration (other)	200,648.68	State and Local Fiscal Assistance Act Utilized	61,701.00	Special District Taxes	
JUDICIARY		Sale of Acquired Property		Bank Corp. Taxes	1,573.34
Municipal Courts	26,832.00	Other Miscellaneous Revenues	357,087.03	Added and Omitted Taxes	510.98
PUBLIC SAFETY		Total	4,114,243.56	Total Taxes Levied - ABSTRACT	3,094,291.66
Fire Protection	77,250.00	Prior Years Surplus Appropriated	320,000.00	Total Taxes Billed	3,062,568.08
Police Protection	611,405.25	REVENUES TOTAL	4,434,243.56	1983 TAXES COLLECTED	3,026,789.43
Civil Defense & Disaster Control	894.71	Reserve For Uncollected Taxes	97,134.26	1983 Taxes Cancelled, Abated or Adjusted	828.90
Environmental Inspection & Control	12,250.00	CAPITAL OUTLAY TOTAL	18,810.86	Transfer to Tax Title Liens or Foreclosed	18.90
Other Public Safety		Public Enterprises		Balance Outstanding Dec. 31, 1983	34,930.85
PUBLIC WORKS		Recreation—Culture	11,316.24	PRIOR YEARS TAXES OUTSTANDING	
Streets and Drainage	21,250.00	Public Works		Balance January 1, 1983	24,147.69
Sewers and Sewage Processing	378,259.14	Buildings and Grounds	7,494.62	Collected in 1983	23,944.92
Garbage and Trash Disposal	56,000.00	Library and Education		Cancelled, Abated or Adjusted 1983	
Public Buildings and Grounds	13,800.00	Conservation		Transfers to Tax Title Liens or Foreclosed	
Other Public Works	184,401.87	All Other		Balance December 31, 1983	202.77
HEALTH and WELFARE		CAPITAL DEBT AUTHORIZED, DECEMBER 31, 1983		TAX TITLE LIENS OUTSTANDING	
Health Services Except Environmental	7,850.00	ISSUED AND UNISSUED		Balance January 1, 1983	1,279.99
Welfare-Public Assistance	7,524.50	School	138,960	Transfer From Taxes	18.90
Hospitals, Clinics, First Aid		Self-liquidating	1,420,329	Redeemed in 1983	
Animal, Insect, & Rodent Control	2,890.00	Other	1,420,329	Cancelled, Abated or Adjusted (1983)	
Other Welfare Services		Total	1,559,289	Transfers to Foreclosed Property	
RECREATION and CONSERVATION		ISSUED AND OUTSTANDING		Balance December 31, 1983	1,298.89
Beaches and Boardwalks		School	111,000.00	PROPERTY ACQUIRED BY DEED OR FORECLOSURE	
Parks, Playgrounds, Shade Trees		Self-Liquidating	1,313,000.00	Balance January 1, 1983	2,875.00
Land Reclamation & Conservation		Other	1,424,000.00	Transfers From Taxes or Liens	
Other Recreational Services	24,980.00	Total		Sale for Cash (1983)	
EDUCATION (excluding schools)		EQUALIZED VALUATION BASIS		Cancelled, Abated or Adjusted (1983)	
Libraries		FOR NET DEBT COMPUTATION	166,886,504	Balance December 31, 1983	2,875.00
Other Educational Services		REAL PROPERTY VALUATIONS		CURRENT FINANCES DECEMBER 31, 1983	
STATUTORY EXPENDITURES		Code Class # of Parcels % VAL'N		ASSETS	
Pensions & F. I. C. A.	169,998.82	1 Vacant Land 79 3.74	4,265,000.00	Cash Dec. 31, 1983	282,772.38
Employee Fringe Benefits	68,189.43	2 Residential 491 23.42	26,739,800.00	Taxes Receivable	35,133.62
Other Statutory Expenditures	3,000.00	3 Farm		Tax Title Liens	1,298.89
CETA And Other Public Employment Programs		4a Commercial 46 11.29	12,889,430.00	Foreclosed Property	2,875.00
MUNICIPAL FUNCTIONS TOTAL	1,985,035.40	4b Industrial 135 61.55	70,274,400.00	Emergencies & Other Deferred Charges	12,000.00
CAPITAL IMPROVEMENTS *MEMO*	1,000.00	4c Apartments		State and Federal Aid Receivable	1,995.82
DEBT SERVICE		Total 751	114,168,630.00	Other Receivables	1,020.62
Principal Payments	85,000.00	Land Area .50 Sq. Miles		Total	337,096.33
Interest Payments	226,784.97	Net Valuation Taxable-Municipal	114,811,374	LIABILITIES, RESERVES, AND SURPLUS	
DEFERRED CHARGES		Net Valuation Taxable-County	188,871,060	Cash Liabilities	79,151.39
SCHOOL, COUNTY, SPECIAL DISTRICT TAXES	1,679.38	State Equalized Valuation	184,876,830	Reserves for Receivables	40,328.13
RESERVE FOR UNCOLLECTED TAXES	97,134.26	State Equalization Ratio	61.97	Surplus Dec. 31, 1983	217,616.81
EXPENDITURES TOTAL	4,358,811.35			Total	337,096.33

0816

Population 1980 1,486
 Population 1983 1,586
 S & P Rating
 Moody Rating

General Tax Rate Per \$100. 2.08
 State Equalized Tax Rate 2.31

SOUTH HARRISON TWP. - GLOUCESTER CO.
Form of Government:
Township Committee
Number of Members on Governing Body - 3

PER CAPITA:
 Gross Debt 124.83
 Net Debt
 Debt Service .79
 Total Tax Levy 505.39
 Municipal Expenditures 183.12

PER CENT:
 Gross Debt .62
 Net Debt
 Tax Levy Collected 89.31
 Tax Levy Cancelled, Abated or Adjusted

EXPENDITURES		REVENUES-REALIZED		1983 PROPERTY TAX	
GENERAL GOVERNMENT				STATE EQUALIZED TAX RATE →	
Governing Body & Public Boards		1983 Property Taxes Collected	715,872.91	Local District School Taxes .80	278,069.00
Municipal Clerk	6,600.00	1983 Payments in Lieu of Taxes		Regional & Consolidated School Tax .74	257,245.98
Financial Administration	3,400.00	Delinquent Tax & Lien Collections	72,043.08	School Taxes in Municipal Budget	
Assessment of Taxes	3,800.00	Business Personalty Replacement Taxes	20,756.92	County Taxes .63	218,115.48
Collection of Taxes	1,500.00	Taxes from Public Utilities	58,831.00	County Library Taxes .02	5,995.54
Planning, Housing & Development		Other Miscellaneous Tax Revenues .		Local Municipal Purpose Taxes .11	38,198.15
Human Resources		State Aid Revenues	8,730.13	Veteran & Senior Citizen Taxes	11,250.00
Elections	1,000.00	Federal Aid Revenues	6,566.72	Total Taxes for Rate Computation 2.30	808,874.15
General Administration (other)	30,575.00	State and Local Fiscal Assistance Act Utilized		Special District Taxes	
JUDICIARY		Sale of Acquired Property		Bank Corp. Taxes	3,930.85
Municipal Courts	5,050.00	Other Miscellaneous Revenues	77,643.08	Added and Omitted Taxes	
PUBLIC SAFETY		Total	960,443.84	Total Taxes Levied - ABSTRACT	801,555.00
Fire Protection	17,573.72	Prior Years Surplus Appropriated	60,000.00	Total Taxes Billed	801,555.00
Police Protection	48,600.00	REVENUES TOTAL	1,020,443.84	1983 TAXES COLLECTED	715,872.91
Civil Defense & Disaster Control	100.00	Reserve For Uncollected Taxes	76,488.10	1983 Taxes Cancelled, Abated or Adjusted	
Environmental Inspection & Control	15,700.00			Transfer to Tax Title Liens or Foreclosed	
Other Public Safety				Balance Outstanding Dec. 31, 1983	85,682.09
PUBLIC WORKS		CAPITAL OUTLAY TOTAL		PRIOR YEARS TAXES OUTSTANDING	
Streets and Drainage	43,800.00	Public Enterprises		Balance January 1, 1983	73,986.13
Sewers and Sewage Processing	7,800.00	Recreation—Culture		Collected in 1983	71,981.51
Gorbage and Trash Disposal		Public Works		Cancelled, Abated or Adjusted 1983	
Public Buildings and Grounds		Buildings and Grounds		Transfers to Tax Title Liens or Foreclosed	
Other Public Works		Library and Education		Balance December 31, 1983	2,004.62
HEALTH and WELFARE		Conservation		TAX TITLE LIENS OUTSTANDING	
Health Services Except Environmental	100.00	All Other		Balance January 1, 1983	2,528.23
Welfare-Public Assistance	1,000.00			Transfer From Taxes	
Hospitals, Clinics, First Aid				Redeemed in 1983	61.57
Animal, Insect, & Rodent Control	2,700.00			Cancelled, Abated or Adjusted (1983)	
Other Welfare Services				Transfers to Foreclosed Property	
RECREATION and CONSERVATION				Balance December 31, 1983	2,466.66
Beaches and Boardwalks	1,500.00			PROPERTY ACQUIRED BY DEED OR FORECLOSURE	
Parks, Playgrounds, Shade Trees				Balance January 1, 1983	
Land Reclamation & Conservation	1,500.00			Transfers From Taxes or Liens	
Other Recreational Services				Sale for Cash (1983)	
EDUCATION (excluding schools)				Cancelled, Abated or Adjusted (1983)	
Libraries				Balance December 31, 1983	
Other Educational Services				CURRENT FINANCES DECEMBER 31, 1983	
STATUTORY EXPENDITURES				ASSETS	
Pensions & F. I. C. A.	7,100.00			Cash Dec. 31, 1983	282,914.68
Employee Fringe Benefits	1,300.00			Taxes Receivable	87,686.71
Other Statutory Expenditures	6,000.00			Tax Title Liens	2,466.66
CETA And Other Public Employment Programs				Foreclosed Property	
MUNICIPAL FUNCTIONS TOTAL	206,698.72			Emergencies & Other Deferred Charges	12,320.00
CAPITAL IMPROVEMENTS *MEMO*				State and Federal Aid Receivable	7,725.73
DEBT SERVICE				Other Receivables	2,509.11
Principal Payments	1,255.10			Total	395,622.89
Interest Payments				LIABILITIES, RESERVES, AND SURPLUS	
DEFERRED CHARGES	5,980.00			Cash Liabilities	50,777.34
SCHOOL, COUNTY, SPECIAL DISTRICT TAXES	759,420.00			Reserves for Receivables	92,662.48
RESERVE FOR UNCOLLECTED TAXES	76,488.10			Surplus Dec. 31, 1983	252,183.07
EXPENDITURES TOTAL	1,049,847.92			Total	395,622.89

0719

Population 1980 15,864
 Population 1983 15,686
 S & P Rating
 Moody Rating AA

General Tax Rate Per \$100. 7.22
 State Equalized Tax Rate 3.99

SOUTH ORANGE VILLAGE TWP. - ESSEX CO.
Form of Government:
Special Charter (CH 183 - 1977)
Number of Members on Governing Body - 7

PER CAPITA:
 Gross Debt 877.85
 Net Debt 376.73
 Debt Service 57.58
 Total Tax Levy 1,160.43
 Municipal Expenditures 592.38

PER CENT:
 Gross Debt 3.31
 Net Debt 1.42
 Tax Levy Collected 96.93
 Tax Levy Cancelled, Abated or Adjusted .48

EXPENDITURES		REVENUES-REALIZED		1983 PROPERTY TAX	
GENERAL GOVERNMENT				STATE EQUALIZED TAX RATE	
Governing Body & Public Boards		1983 Property Taxes Collected	17,634,195.46	Local District School Taxes 1.69	7,729,913.00
Municipal Clerk		1983 Payments in Lieu of Taxes		Regional & Consolidated School Tax	
Financial Administration	182,294.00	Delinquent Tax & Lien Collections	520,297.78	School Taxes in Municipal Budget	
Assessment of Taxes		Business Personalty Replacement Taxes	164,009.44	County Taxes 1.07	4,886,088.69
Collection of Taxes	9,500.00	Taxes from Public Utilities	1,289,898.00	County Library Taxes	
Planning, Housing & Development		Other Miscellaneous Tax Revenues		Local Municipal Purpose Taxes 1.22	5,554,821.79
Human Resources	15,710.00	State Aid Revenues	149,192.22	Veteran & Senior Citizen Taxes	80,800.00
Elections		Federal Aid Revenues		Total Taxes for Rate Computation 3.98	18,251,623.48
General Administration (other)	696,968.62	State and Local Fiscal Assistance Act Utilized	111,389.00	Special District Taxes	
JUDICIARY	101,119.01	Sale of Acquired Property		Bank Corp. Taxes	18,182.20
Municipal Courts		Other Miscellaneous Revenues	1,105,983.01	Added and Omitted Taxes	13,536.84
PUBLIC SAFETY		Total	20,974,964.91	Total Taxes Levied - ABSTRACT	18,202,542.52
Fire Protection	1,018,382.00	Prior Years Surplus Appropriated	900,000.00	Total Taxes Billed	18,193,013.10
Police Protection	1,798,274.33	REVENUES TOTAL	21,874,964.91	1983 TAXES COLLECTED	17,634,195.46
Civil Defense & Disaster Control	12,650.00	Reserve For Uncollected Taxes	895,189.09	1983 Taxes Cancelled, Abated or Adjusted	87,108.27
Environmental Inspection & Control	60,485.00			Transfer to Tax Title Liens or Foreclosed	4,664.12
Other Public Safety		CAPITAL OUTLAY TOTAL	545,081.84	Balance Outstanding Dec. 31, 1983	467,045.25
PUBLIC WORKS				PRIOR YEARS TAXES OUTSTANDING	
Streets and Drainage	800,411.44	Public Enterprises	41,338.00	Balance January 1, 1983	499,474.90
Sewers and Sewage Processing	257,028.00	Recreation—Culture		Collected in 1983	490,208.57
Garbage and Trash Disposal	114,195.00	Public Works	75,574.41	Cancelled, Abated or Adjusted 1983	
Public Buildings and Grounds	85,385.05	Buildings and Grounds	428,169.43	Transfers to Tax Title Liens or Foreclosed	3,804.49
Other Public Works		Library and Education		Balance December 31, 1983	5,461.84
HEALTH and WELFARE		Conservation		TAX TITLE LIENS OUTSTANDING	
Health Services Except Environmental	104,707.00	All Other		Balance January 1, 1983	33,892.67
Welfare-Public Assistance	20,000.62			Transfer From Taxes	9,211.40
Hospitals, Clinics, First Aid		CAPITAL DEBT AUTHORIZED, DECEMBER 31, 1983		Redeemed in 1983	30,089.21
Animal, Insect, & Rodent Control	20,507.00	ISSUED AND UNISSUED		Cancelled, Abated or Adjusted (1983)	
Other Welfare Services		School	6,556,504	Transfers to Foreclosed Property	
RECREATION and CONSERVATION		Self-liquidating	729,032	Balance December 31, 1983	13,014.86
Beaches and Boardwalks		Other	6,484,367	PROPERTY ACQUIRED BY DEED OR FORECLOSURE	
Parks, Playgrounds, Shade Trees	538,902.00	Total	13,769,904	Balance January 1, 1983	69,500.00
Land Reclamation & Conservation				Transfers From Taxes or Liens	
Other Recreational Services	25,993.56	ISSUED AND OUTSTANDING		Sale for Cash (1983)	
EDUCATION (excluding schools)		School	3,344,001.25	Cancelled, Abated or Adjusted (1983)	43,700.00
Libraries	370,189.00	Self-Liquidating	710,000.00	Balance December 31, 1983	25,800.00
Other Educational Services		Other	5,983,000.00	CURRENT FINANCES DECEMBER 31, 1983	
STATUTORY EXPENDITURES		Total	10,037,001.25	ASSETS	
Pensions & F. I. C. A.	991,500.00	EQUALIZED VALUATION BASIS FOR NET DEBT COMPUTATION	416,502,984	Cash Dec. 31, 1983	2,525,338.17
Employee Fringe Benefits	255,694.26	REAL PROPERTY VALUATIONS		Taxes Receivable	472,507.09
Other Statutory Expenditures		Code Class # of Parcels % VAL'N		Tax Title Liens	13,014.86
CETA And Other Public Employment Programs		1 Vacant Land 90 .86		Foreclosed Property	25,800.00
MUNICIPAL FUNCTIONS		2 Residential 3983 83.70		Emergencies & Other Deferred Charges	5,505.09
CAPITAL IMPROVEMENTS *MEMO*		3 Farm		State and Federal Aid Receivable	742.97
DEBT SERVICE		4a Commercial 197 10.52		Other Receivables	30,643.11
Principal Payments	470,000.00	4b Industrial 19 .59		Total	3,073,551.29
Interest Payments	433,262.00	4c Apartments 28 4.33		LIABILITIES, RESERVES, AND SURPLUS	
		Total 4317		Cash Liabilities	1,000,942.25
DEFERRED CHARGES		Land Area 2.70 Sq. Miles		Reserves for Receivables	541,965.06
SCHOOL, COUNTY, SPECIAL DISTRICT TAXES	13,694.99	Net Valuation Taxable-Municipal	251,793,300	Surplus Dec. 31, 1983	1,530,643.98
RESERVE FOR UNCOLLECTED TAXES	12,616,001.69	Net Valuation Taxable-County	435,111,126		
EXPENDITURES TOTAL	895,189.09	State Equalized Valuation	451,171,016		
		State Equalization Ratio	55.21		

1222

Population 1980 20,521
 Population 1983 20,400
 S & P Rating AAA
 Moody Rating AAA

General Tax Rate Per \$100.
 3.56
 State Equalized Tax Rate
 2.70

SOUTH PLAINFIELD BORO. - MIDDLESEX CO.
Form of Government:
Borough Council
Number of Members on Governing Body - 6

PER CAPITA:

Gross Debt 1,022.46
 Net Debt 58.56
 Debt Service 75.83
 Total Tax Levy 1,024.53
 Municipal Expenditures 389.43

PER CENT:

Gross Debt 2.94
 Net Debt .17
 Tax Levy Collected 97.60
 Tax Levy Cancelled, Abated
 or Adjusted

EXPENDITURES		REVENUES-REALIZED		1983 PROPERTY TAX	
GENERAL GOVERNMENT				STATE EQUALIZED TAX RATE	1.59
Governing Body & Public Boards		1983 Property Taxes Collected	20,429,770.44	Local District School Taxes	12,227,570.00
Municipal Clerk	82,725.00	1983 Payments in Lieu of Taxes		Regional & Consolidated School Tax	
Financial Administration	92,114.00	Delinquent Tax & Lien Collections	523,091.93	School Taxes in Municipal Budget	
Assessment of Taxes	75,733.00	Business Personalty Replacement Taxes	583,461.08	County Taxes	5,033,453.17
Collection of Taxes	17,210.00	Taxes from Public Utilities	1,649,530.00	County Library Taxes	
Planning, Housing & Development	15,000.00	Other Miscellaneous Tax Revenues		Local Municipal Purpose Taxes	3,415,297.87
Human Resources		State Aid Revenues	159,584.34	Veteran & Senior Citizen Taxes	221,650.00
Elections		Federal Aid Revenues		Total Taxes for Rate Computation	2.70
General Administration (other)	691,138.00	State and Local Fiscal Assistance Act Utilized	141,494.00	Special District Taxes	
JUDICIARY		Sale of Acquired Property	164,000.00	Bank Corp. Taxes	11,406.67
Municipal Courts	66,852.00	Other Miscellaneous Revenues	1,202,726.74	Added and Omitted Taxes	212,727.37
PUBLIC SAFETY		Total	24,853,658.53	Total Taxes Levied - ABSTRACT	20,900,455.08
Fire Protection	382,368.00	Prior Years Surplus Appropriated	632,852.49	Total Taxes Billed	20,932,248.41
Police Protection	1,073,778.00	REVENUES	25,486,511.02	1983 TAXES COLLECTED	20,429,770.44
Civil Defense & Disaster Control	2,000.00	Reserve For Uncollected Taxes	788,724.71	1983 Taxes Cancelled, Abated or Adjusted	
Environmental Inspection & Control	113,500.00	CAPITAL OUTLAY	572,643.62	Transfer to Tax Title Liens or Foreclosed	
Other Public Safety		TOTAL		Balance Outstanding Dec. 31, 1983	502,477.97
PUBLIC WORKS				PRIOR YEARS TAXES OUTSTANDING	
Streets and Drainage	914,706.00	Public Enterprises		Balance January 1, 1983	512,546.52
Sewers and Sewage Processing		Recreation—Culture		Collected in 1983	467,141.58
Garbage and Trash Disposal	10,000.00	Public Works		Cancelled, Abated or Adjusted 1983	
Public Buildings and Grounds	243,111.00	Buildings and Grounds	59,678.04	Transfers to Tax Title Liens or Foreclosed	
Other Public Works	101,400.00	Library and Education	512,965.58	Balance December 31, 1983	45,404.94
HEALTH and WELFARE		Conservation		TAX TITLE LIENS OUTSTANDING	
Health Services Except Environmental	105,288.00	All Other		Balance January 1, 1983	199,779.94
Welfare-Public Assistance	16,160.00	CAPITAL DEBT AUTHORIZED, DECEMBER 31, 1983		Transfer From Taxes	
Hospitals, Clinics, First Aid		ISSUED AND UNISSUED		Redeemed in 1983	55,950.35
Animal, Insect, & Rodent Control	6,000.00	School	5,340,000	Cancelled, Abated or Adjusted (1983)	
Other Welfare Services		Self-Liquidating	3,510,000	Transfers to Foreclosed Property	
RECREATION and CONSERVATION		Other	12,008,193	Balance December 31, 1983	143,829.59
Beaches and Boardwalks		Total	20,858,193	PROPERTY ACQUIRED BY DEED OR	
Parks, Playgrounds, Shade Trees				FORECLOSURE	
Land Reclamation & Conservation	2,300.00	ISSUED AND OUTSTANDING		Balance January 1, 1983	6,248,622.40
Other Recreational Services	122,067.00	School	5,340,000.00	Transfers From Taxes or Liens	
EDUCATION (excluding schools)		Self-Liquidating	3,510,000.00	Sale for Cash (1983)	233,422.40
Libraries	197,290.00	Other	10,608,000.00	Cancelled, Abated or Adjusted (1983)	
Other Educational Services		Total	19,458,000.00	Balance December 31, 1983	6,015,200.00
STATUTORY EXPENDITURES		EQUALIZED VALUATION BASIS		CURRENT FINANCES DECEMBER 31, 1983	
Pensions & F. I. C. A.	256,942.29	FOR NET DEBT COMPUTATION	708,462,930	ASSETS	
Employee Fringe Benefits	278,200.00	REAL PROPERTY VALUATIONS		Cash Dec. 31, 1983	2,278,421.54
Other Statutory Expenditures	25,000.00	Code Class # of Parcels % VAL'N	ASSESSED VALUATION	Taxes Receivable	547,882.91
CETA And Other Public Employment Programs	600.00	1 Vacant Land 811 3.65	20,966,600.00	Tax Title Liens	143,829.59
MUNICIPAL FUNCTIONS	5,491,502.29	2 Residential 6012 48.58	279,417,800.00	Foreclosed Property	6,015,200.00
CAPITAL IMPROVEMENTS	20,000.00	3 Farm 2	41,000.00	Emergencies & Other Deferred Charges	2,000.00
DEBT SERVICE		4a Commercial 169 7.31	42,052,000.00	State and Federal Aid Receivable	
Principal Payments	835,000.00	4b Industrial 249 40.45	232,660,600.00	Other Receivables	592,805.09
Interest Payments	711,952.40	4c Apartments		Total	9,580,139.13
DEFERRED CHARGES	117,151.03	Total 7243	575,138,600.00	LIABILITIES, RESERVES, AND SURPLUS	
SCHOOL, COUNTY, SPECIAL DISTRICT TAXES	17,261,023.17	Land Area 8.20 Sq. Miles		Cash Liabilities	1,273,456.12
RESERVE FOR UNCOLLECTED TAXES	788,724.71	Net Valuation Taxable-Municipal	582,009,018	Reserves for Receivables	7,299,717.59
EXPENDITURES	25,200,353.60	Net Valuation Taxable-County	864,103,417	Surplus Dec. 31, 1983	1,006,965.42
		State Equalized Valuation	765,156,991	Total	9,580,139.13
		State Equalization Ratio	75.88		

1223

Population 1980 14,361
 Population 1983 14,054
 S & P Rating
 Moody Rating AAA

General Tax Rate Per \$100.
 5.09
 State Equalized Tax Rate
 2.98

SOUTH RIVER BOROUGH - MIDDLESEX CO.
Form of Government:
Borough Council
Number of Members on Governing Body - 6

PER CAPITA:

Gross Debt 473.15
 Net Debt 332.47
 Debt Service 24.50
 Total Tax Levy 596.69
 Municipal Expenditures 280.96

PER CENT:

Gross Debt 2.56
 Net Debt 1.78
 Tax Levy Collected 97.21
 Tax Levy Cancelled, Abated
 or Adjusted .09

EXPENDITURES		REVENUES-REALIZED		1983 PROPERTY TAX	
GENERAL GOVERNMENT				STATE EQUALIZED TAX RATE	
Governing Body & Public Boards	11,750.00	1983 Property Taxes Collected	8,134,803.51	Local District School Taxes	1.61
Municipal Clerk	42,675.00	1983 Payments in Lieu of Taxes		Regional & Consolidated School Tax	
Financial Administration	43,035.00	Delinquent Tax & Lien Collections	178,849.72	School Taxes in Municipal Budget	
Assessment of Taxes	32,450.00	Business Personalty Replacement Taxes	126,010.88	County Taxes	.58
Collection of Taxes	49,725.00	Taxes from Public Utilities	319,526.00	County Library Taxes	
Planning, Housing & Development	39,857.26	Other Miscellaneous Tax Revenues		Local Municipal Purpose Taxes	.79
Human Resources	6,520.00	State Aid Revenues	188,857.60	Veteran & Senior Citizen Taxes	
Elections		Federal Aid Revenues		Total Taxes for Rate Computation	2.98
General Administration (other)	410,120.00	State and Local Fiscal Assistance Act Utilized	119,678.00	Special District Taxes	
JUDICIARY		Sale of Acquired Property		Bank Corp. Taxes	17,572.48
Municipal Courts	29,020.00	Other Miscellaneous Revenues	756,644.45	Added and Omitted Taxes	13,081.77
PUBLIC SAFETY		Total	9,824,370.16	Total Taxes Levied - ABSTRACT	8,385,838.82
Fire Protection	42,565.00	Prior Years Surplus Appropriated	200,000.00	Total Taxes Billed	8,368,573.81
Police Protection	922,772.49	REVENUES TOTAL	10,024,370.16	1983 TAXES COLLECTED	8,134,803.51
Civil Defense & Disaster Control	4,000.00	Reserve For Uncollected Taxes	239,327.97	1983 Taxes Cancelled, Abated or Adjusted	7,757.16
Environmental Inspection & Control	42,810.00	CAPITAL OUTLAY	1,411,719.49	Transfer to Tax Title Liens or Foreclosed	14,811.06
Other Public Safety		TOTAL		Balance Outstanding Dec. 31, 1983	211,202.08
PUBLIC WORKS		Public Enterprises	552,151.85	PRIOR YEARS TAXES OUTSTANDING	
Streets and Drainage	274,245.00	Recreation—Culture	18,526.53	Balance January 1, 1983	175,604.28
Sewers and Sewage Processing	407,421.26	Public Works	676,812.70	Collected in 1983	174,464.82
Garbage and Trash Disposal	441,335.00	Buildings and Grounds	164,228.41	Cancelled, Abated or Adjusted 1983	
Public Buildings and Grounds	54,715.00	Library and Education		Transfers to Tax Title Liens or Foreclosed	766.92
Other Public Works		Conservation		Balance December 31, 1983	372.54
HEALTH and WELFARE		All Other		TAX TITLE LIENS OUTSTANDING	
Health Services Except Environmental	72,470.00	CAPITAL DEBT AUTHORIZED, DECEMBER 31, 1983		Balance January 1, 1983	31,309.27
Welfare-Public Assistance	13,655.00	ISSUED AND UNISSUED		Transfer From Taxes	15,673.70
Hospitals, Clinics, First Aid		GROSS DEBT		Redeemed in 1983	4,384.90
Animal, Insect, & Rodent Control	5,775.00	School	3,419,700	Cancelled, Abated or Adjusted (1983)	
Other Welfare Services		Self-Liquidating	3,300,168	Transfers to Foreclosed Property	
RECREATION and CONSERVATION		Other	6,719,868	Balance December 31, 1983	42,598.07
Beaches and Boardwalks	67,610.00	Total	6,719,868	PROPERTY ACQUIRED BY DEED OR	
Parks, Playgrounds, Shade Trees	200.00	ISSUED AND OUTSTANDING		FORECLOSURE	
Land Reclamation & Conservation	14,775.00	School	3,260,500.00	Balance January 1, 1983	192,220.00
Other Recreational Services		Self-Liquidating	2,988,900.00	Transfers From Taxes or Liens	
EDUCATION (excluding schools)		Other	6,249,400.00	Sale for Cash (1983)	
Libraries	105,100.00	Total	6,249,400.00	Cancelled, Abated or Adjusted (1983)	
Other Educational Services	400.00	EQUALIZED VALUATION BASIS		Balance December 31, 1983	192,220.00
STATUTORY EXPENDITURES		FOR NET DEBT COMPUTATION	262,960,380	CURRENT FINANCES DECEMBER 31, 1983	
Pensions & F. I. C. A.	278,325.22	REAL PROPERTY VALUATIONS		ASSETS	
Employee Fringe Benefits	3,000.00	Code Class # of Parcels % VAL'N	ASSESSED VALUATION	Cash Dec. 31, 1983	803,089.79
Other Statutory Expenditures		1 Vacant Land 397 2.42	3,941,600.00	Taxes Receivable	211,574.62
CETA And Other Public Employment Programs		2 Residential 3829 84.15	137,238,300.00	Tax Title Liens	42,598.07
MUNICIPAL FUNCTIONS	3,416,328.23	3 Farm 1 600.00	600.00	Foreclosed Property	192,220.00
CAPITAL IMPROVEMENTS	15,800.00	4a Commercial 254 8.16	13,313,500.00	Emergencies & Other Deferred Charges	8,975.00
DEBT SERVICE		4b Industrial 39 2.21	3,604,400.00	State and Federal Aid Receivable	10.65
Principal Payments	110,000.00	4c Apartments 9 3.06	4,984,300.00	Other Receivables	2,031.33
Interest Payments	235,148.61	Total 4529	163,082,700.00	Total	1,260,499.46
DEFERRED CHARGES	32,200.00	Land Area 2.80 Sq. Miles		LIABILITIES, RESERVES, AND SURPLUS	
SCHOOL, COUNTY, SPECIAL DISTRICT TAXES	6,133,923.61	Net Valuation Taxable-Municipal	164,155,050	Cash Liabilities	361,477.95
RESERVE FOR UNCOLLECTED TAXES	239,327.97	Net Valuation Taxable-County	275,485,419	Reserves for Receivables	448,424.02
EXPENDITURES	10,166,928.42	State Equalized Valuation	280,038,636	Surplus Dec. 31, 1983	450,597.49
TOTAL		State Equalization Ratio	58.46	Total	1,260,499.46

1529

Population 1980 3,954
 Population 1983 4,029
 S & P Rating
 Moody Rating

General Tax Rate Per \$100. 3.63
 State Equalized Tax Rate 2.44

SOUTH TOMS RIVER BORO. - OCEAN CO.
Form of Government:
Borough Council
Number of Members on Governing Body - 6

PER CAPITA:

Gross Debt 195.16
 Net Debt 80.99
 Debt Service 13.33
 Total Tax Levy 292.19
 Municipal Expenditures 197.05

PER CENT:

Gross Debt 1.76
 Net Debt .73
 Tax Levy Collected 91.69
 Tax Levy Cancelled, Abated or Adjusted

EXPENDITURES		REVENUES-REALIZED		1983 PROPERTY TAX	
GENERAL GOVERNMENT				STATE EQUALIZED TAX RATE →	
Governing Body & Public Boards	3,050.00	1983 Property Taxes Collected	1,077,999.85	Local District School Taxes	
Municipal Clerk		1983 Payments in Lieu of Taxes		Regional & Consolidated School Tax 1.53	736,592.98
Financial Administration	27,813.15	Delinquent Tax & Lien Collections	84,600.80	School Taxes in Municipal Budget	
Assessment of Taxes	3,424.98	Business Personalty Replacement Taxes	19,093.43	County Taxes .45	* 215,851.01
Collection of Taxes	13,150.00	Taxes from Public Utilities	172,033.21	County Library Taxes .03	13,865.99
Planning, Housing & Development	4,810.84	Other Miscellaneous Tax Revenues		Local Municipal Purpose Taxes .43	205,392.29
Human Resources		State Aid Revenues	44,700.46	Veteran & Senior Citizen Taxes	42,800.00
Elections		Federal Aid Revenues		Total Taxes for Rate Computation 2.44	1,214,502.27
General Administration (other)	154,587.98	State and Local Fiscal Assistance Act Utilized	30,147.00	Special District Taxes	
JUDICIARY		Sale of Acquired Property		Bank Corp. Taxes	1,572.93
Municipal Courts	16,800.00	Other Miscellaneous Revenues	128,127.34	Added and Omitted Taxes	3,938.69
PUBLIC SAFETY		Total	1,556,702.09	Total Taxes Levied - ABSTRACT	1,177,213.89
Fire Protection	19,403.57	Prior Years Surplus Appropriated	115,000.00	Total Taxes Billed	1,175,640.96
Police Protection	165,478.36	REVENUES TOTAL	1,671,702.09	1983 TAXES COLLECTED	1,077,999.85
Civil Defense & Disaster Control	500.00	Reserve For Uncollected Taxes	112,300.00	1983 Taxes Cancelled, Abated or Adjusted	
Environmental Inspection & Control	5,750.00			Transfer to Tax Title Liens or Foreclosed	
Other Public Safety		CAPITAL OUTLAY TOTAL	8,379.80	Balance Outstanding Dec. 31, 1983	97,641.11
PUBLIC WORKS				PRIOR YEARS TAXES OUTSTANDING	
Streets and Drainage	49,258.36	Public Enterprises		Balance January 1, 1983	74,307.33
Sewers and Sewage Processing	3,100.00	Recreation—Culture	5,426.40	Collected in 1983	60,936.64
Garbage and Trash Disposal	48,284.25	Public Works		Cancelled, Abated or Adjusted 1983	
Public Buildings and Grounds	7,070.00	Buildings and Grounds	2,953.40	Transfers to Tax Title Liens or Foreclosed	
Other Public Works	19,370.05	Library and Education		Balance December 31, 1983	13,370.69
HEALTH and WELFARE		Conservation		TAX TITLE LIENS OUTSTANDING	
Health Services Except Environmental	18,920.00	All Other		Balance January 1, 1983	174,740.44
Welfare-Public Assistance	14,300.00			Transfer From Taxes	
Hospitals, Clinics, First Aid		CAPITAL DEBT AUTHORIZED, DECEMBER 31, 1983		Redeemed in 1983	23,664.16
Animal, Insect, & Rodent Control		ISSUED AND UNISSUED		Cancelled, Abated or Adjusted (1983)	
Other Welfare Services		School	460,017	Transfers to Foreclosed Property	
RECREATION and CONSERVATION		Self-liquidating		Balance December 31, 1983	151,076.28
Beaches and Boardwalks		Other	326,300	PROPERTY ACQUIRED BY DEED OR	
Parks, Playgrounds, Shade Trees		Total	786,317	FORECLOSURE	
Land Reclamation & Conservation				Balance January 1, 1983	
Other Recreational Services	8,800.00	ISSUED AND OUTSTANDING		Transfers From Taxes or Liens	
EDUCATION (excluding schools)		School	460,017.14	Sale for Cash (1983)	
Libraries		Self-Liquidating		Cancelled, Abated or Adjusted (1983)	
Other Educational Services		Other	100,000.00	Balance December 31, 1983	
STATUTORY EXPENDITURES		Total	560,017.14	CURRENT FINANCES DECEMBER 31, 1983	
Pensions & F. I. C. A.	33,966.70	EQUALIZED VALUATION BASIS	44,655,715	ASSETS	
Employee Fringe Benefits		FOR NET DEBT COMPUTATION		Cash Dec. 31, 1983	160,922.29
Other Statutory Expenditures	4,000.00	REAL PROPERTY VALUATIONS		Taxes Receivable	111,011.80
CETA And Other Public Employment Programs		Code Class # of Parcels % VAL'N	ASSESSED VALUATION	Tax Title Liens	151,076.28
MUNICIPAL FUNCTIONS TOTAL	621,838.24	1 Vacant Land 93 4.48	1,424,250.00	Foreclosed Property	
CAPITAL IMPROVEMENTS *MEMO*		2 Residential 1057 77.34	24,608,250.00	Emergencies & Other Deferred Charges	16,281.94
DEBT SERVICE		3 Farm		State and Federal Aid Receivable	9,673.00
Principal Payments	45,700.00	4a Commercial 47 16.41	5,222,400.00	Other Receivables	19,144.47
Interest Payments	8,000.00	4b Industrial 2 1.15	365,800.00	Total	468,109.78
		4c Apartments 1 .62	196,100.00	LIABILITIES, RESERVES, AND SURPLUS	
		Total 1200	31,816,800.00	Cash Liabilities	100,875.60
DEFERRED CHARGES	6,085.04	Land Area 1.20 Sq. Miles		Reserves for Receivables	281,232.55
SCHOOL, COUNTY, SPECIAL DISTRICT TAXES	966,309.98	Net Valuation Taxable-Municipal	32,276,099	Surplus Dec. 31, 1983	86,001.63
RESERVE FOR UNCOLLECTED TAXES	112,300.00	Net Valuation Taxable-County	46,599,460	Total	468,109.78
EXPENDITURES TOTAL	1,760,233.26	State Equalized Valuation	47,821,601		
		State Equalization Ratio	67.18		

0333
Population 1980 8,808
Population 1983 8,999
S & P Rating
Moody Rating

General Tax Rate Per \$100. 1.83
State Equalized Tax Rate 1.77

SOUTHAMPTON TWP. - BURLINGTON CO.
Form of Government:
Township Committee
Number of Members on Governing Body - 5

PER CAPITA:
Gross Debt 128.11
Net Debt
Debt Service 6.33
Total Tax Levy 439.72
Municipal Expenditures 202.84
PER CENT:
Gross Debt .56
Net Debt
Tax Levy Collected 94.89
Tax Levy Cancelled, Abated or Adjusted .02

EXPENDITURES		REVENUES-REALIZED		1983 PROPERTY TAX	
GENERAL GOVERNMENT				STATE EQUALIZED TAX RATE	
Governing Body & Public Boards		1983 Property Taxes Collected	3,750,772.74	Local District School Taxes .71	1,560,673.50
Municipal Clerk		1983 Payments in Lieu of Taxes		Regional & Consolidated School Tax .45	1,006,553.87
Financial Administration	19,000.00	Delinquent Tax & Lien Collections	182,872.70	School Taxes in Municipal Budget	
Assessment of Taxes	41,500.00	Business Personalty Replacement Taxes	40,674.36	County Taxes .58	1,278,407.20
Collection of Taxes	36,700.00	Taxes from Public Utilities	764,456.00	County Library Taxes .03	71,330.66
Planning, Housing & Development	43,500.00	Other Miscellaneous Tax Revenues		Local Municipal Purpose Taxes	
Human Resources		State Aid Revenues	42,740.58	Veteran & Senior Citizen Taxes	173,950.00
Elections	4,000.00	Federal Aid Revenues		Total Taxes for Rate Computation 1.77	4,090,915.23
General Administration (other)	169,500.00	State and Local Fiscal Assistance Act Utilized	40,000.00	Special District Taxes	
JUDICIARY		Sale of Acquired Property		Bank Corp. Taxes	4,511.30
Municipal Courts	40,100.00	Other Miscellaneous Revenues	571,878.47	Added and Omitted Taxes	35,521.40
PUBLIC SAFETY		Total	5,393,394.85	Total Taxes Levied - ABSTRACT	3,956,997.93
Fire Protection	10,900.00	Prior Years Surplus Appropriated	1,000,000.00	Total Taxes Billed	3,952,902.32
Police Protection	91,500.00	REVENUES TOTAL	6,393,394.85	1983 TAXES COLLECTED	3,750,772.74
Civil Defense & Disaster Control	1,200.00	Reserve For Uncollected Taxes	353,599.15	1983 Taxes Cancelled, Abated or Adjusted	844.23
Environmental Inspection & Control	44,000.00			Transfer to Tax Title Liens or Foreclosed	23,024.38
Other Public Safety		CAPITAL OUTLAY TOTAL	98,357.00	Balance Outstanding Dec. 31, 1983	178,260.97
PUBLIC WORKS				PRIOR YEARS TAXES OUTSTANDING	
Streets and Drainage	438,000.00	Public Enterprises		Balance January 1, 1983	197,391.34
Sewers and Sewage Processing		Recreation—Culture		Collected in 1983	170,224.19
Garbage and Trash Disposal	135,000.00	Public Works	98,357.00	Cancelled, Abated or Adjusted 1983	289.79
Public Buildings and Grounds	85,000.00	Buildings and Grounds		Transfers to Tax Title Liens or Foreclosed	25,778.61
Other Public Works		Library and Education		Balance December 31, 1983	1,098.75
HEALTH and WELFARE		Conservation		TAX TITLE LIENS OUTSTANDING	
Health Services Except Environmental	6,200.00	All Other		Balance January 1, 1983	14,345.23
Welfare-Public Assistance	6,600.00			Transfer From Taxes	53,240.68
Hospitals, Clinics, First Aid		CAPITAL DEBT AUTHORIZED, DECEMBER 31, 1983		Redeemed in 1983	12,648.51
Animal, Insect, & Rodent Control	18,550.00	ISSUED AND UNISSUED		Cancelled, Abated or Adjusted (1983)	
Other Welfare Services		School	1,152,854	Transfers to Foreclosed Property	
RECREATION and CONSERVATION		Self-Liquidating		Balance December 31, 1983	54,937.40
Beaches and Boardwalks		Other		PROPERTY ACQUIRED BY DEED OR FORECLOSURE	
Parks, Playgrounds, Shade Trees	6,390.00	Total	1,152,854	Balance January 1, 1983	16,350.00
Land Reclamation & Conservation	1,200.00			Transfers From Taxes or Liens	
Other Recreational Services	66,000.00	ISSUED AND OUTSTANDING		Sale for Cash (1983)	
EDUCATION (excluding schools)		School	1,109,751.50	Cancelled, Abated or Adjusted (1983)	
Libraries		Self-Liquidating		Balance December 31, 1983	16,350.00
Other Educational Services	21,500.00	Other		CURRENT FINANCES DECEMBER 31, 1983	
STATUTORY EXPENDITURES		Total	1,109,751.50	ASSETS	
Pensions & F. I. C. A.	59,000.00	EQUALIZED VALUATION BASIS		Cash Dec. 31, 1983	2,055,910.79
Employee Fringe Benefits	60,000.00	FOR NET DEBT COMPUTATION	204,308,615	Taxes Receivable	179,359.72
Other Statutory Expenditures	4,000.00	REAL PROPERTY VALUATIONS		Tax Title Liens	54,937.40
CETA And Other Public Employment Programs		Code Class # of Parcels % VAL'N		Foreclosed Property	16,350.00
MUNICIPAL FUNCTIONS		1 Vacant Land 735 3.89	8,139,150.00	Emergencies & Other Deferred Charges	347.78
CAPITAL IMPROVEMENTS	*MEMO*	2 Residential 3197 81.85	171,341,200.00	State and Federal Aid Receivable	
DEBT SERVICE		3 Farm 512 6.36	13,324,750.00	Other Receivables	89,618.12
Principal Payments	57,000.00	4a Commercial 123 5.78	12,107,900.00	Total	2,396,523.81
Interest Payments		4b Industrial 19 2.11	4,423,800.00	LIABILITIES, RESERVES, AND SURPLUS	
		4c Apartments		Cash Liabilities	1,151,359.94
		Total 4586	209,336,800.00	Reserves for Receivables	325,466.33
DEFERRED CHARGES		Land Area 43.31 Sq. Miles		Surplus Dec. 31, 1983	919,697.54
SCHOOL, COUNTY, SPECIAL DISTRICT TAXES		Net Valuation Taxable-Municipal	214,181,502	Total	2,396,523.81
RESERVE FOR UNCOLLECTED TAXES		Net Valuation Taxable-County	213,432,183		
EXPENDITURES TOTAL	5,742,327.08	State Equalized Valuation	221,079,388		
		State Equalization Ratio	96.81		

1918

Population 1980 **13,333**
 Population 1983 **13,693**
 S. & P Rating
 Moody Rating **BAA1**

General Tax Rate Per \$100.
5.40
 State Equalized Tax Rate
2.63

SPARTA TOWNSHIP – SUSSEX COUNTY
Form of Government:
Council-Manager Plan B (OMCL 50)
Number of Members on Governing Body – 5

PER CAPITA:
 Gross Debt **350.62**
 Net Debt **185.03**
 Debt Service **37.86**
 Total Tax Levy **913.80**
 Municipal Expenditures **356.51**

PER CENT:
 Gross Debt **1.10**
 Net Debt **.58**
 Tax Levy Collected **94.87**
 Tax Levy Cancelled, Abated or Adjusted **.05**

EXPENDITURES		REVENUES-REALIZED		1983 PROPERTY TAX	
GENERAL GOVERNMENT				STATE EQUALIZED TAX RATE 1.62	
Governing Body & Public Boards	11,530.00	1983 Property Taxes Collected	11,859,307.64	Local District School Taxes	7,582,412.50
Municipal Clerk	43,460.00	1983 Payments in Lieu of Taxes	55,476.04	Regional & Consolidated School Tax	
Financial Administration		Delinquent Tax & Lien Collections	703,090.75	School Taxes in Municipal Budget	
Assessment of Taxes	60,255.00	Business Personalty Replacement Taxes	122,245.44	County Taxes	.56 *
Collection of Taxes	97,321.00	Taxes from Public Utilities	685,423.00	County Library Taxes	
Planning, Housing & Development	97,825.00	Other Miscellaneous Tax Revenues		Local Municipal Purpose Taxes	.45
Human Resources	500.00	State Aid Revenues	120,763.76	Veteran & Senior Citizen Taxes	
Elections	3,900.00	Federal Aid Revenues	27,131.00	Total Taxes for Rate Computation	2.63
General Administration (other)	304,880.00	State and Local Fiscal Assistance Act Utilized	101,703.83	Special District Taxes	
JUDICIARY		Sale of Acquired Property		Bank Corp. Taxes	
Municipal Courts	55,865.00	Other Miscellaneous Revenues	604,203.09	Added and Omitted Taxes	
PUBLIC SAFETY		Total	14,279,344.55	Total Taxes Levied - ABSTRACT	
Fire Protection	77,475.00	Prior Years Surplus Appropriated	710,000.00	Total Taxes Billed	
Police Protection	1,016,369.00	REVENUES	14,989,344.55	1983 TAXES COLLECTED	
Civil Defense & Disaster Control	200.00	Reserve For Uncollected Taxes	795,931.27	1983 Taxes Cancelled, Abated or Adjusted	
Environmental Inspection & Control	70,046.00	CAPITAL OUTLAY	744,163.31	Transfer to Tax Title Liens or Foreclosed	
Other Public Safety		TOTAL		Balance Outstanding Dec. 31, 1983	
PUBLIC WORKS					
Streets and Drainage	625,789.04	Public Enterprises		PRIOR YEARS TAXES OUTSTANDING	
Sewers and Sewage Processing	9,044.00	Recreation—Culture	197,937.45	Balance January 1, 1983	588,323.39
Garbage and Trash Disposal	67,125.00	Public Works	271,326.65	Collected in 1983	542,118.93
Public Buildings and Grounds	72,145.00	Buildings and Grounds	274,811.66	Cancelled, Abated or Adjusted 1983	11,802.64
Other Public Works	4,400.00	Library and Education	87.55	Transfers to Tax Title Liens or Foreclosed	30,138.92
HEALTH and WELFARE		Conservation		Balance December 31, 1983	4,262.90
Health Services Except Environmental	133,439.00	All Other		TAX TITLE LIENS OUTSTANDING	
Welfare-Public Assistance	600.00	CAPITAL DEBT AUTHORIZED, DECEMBER 31, 1983		Balance January 1, 1983	279,970.76
Hospitals, Clinics, First Aid		ISSUED AND UNISSUED		Transfer From Taxes	151,000.72
Animal, Insect, & Rodent Control	4,300.00	School	2,251,000	Redeemed in 1983	160,971.82
Other Welfare Services		Self-Liquidating	2,550,102	Cancelled, Abated or Adjusted (1983)	
RECREATION and CONSERVATION		Other	4,801,102	Transfers to Foreclosed Property	
Beaches and Boardwalks		Total		Balance December 31, 1983	269,999.66
Parks, Playgrounds, Shade Trees	22,655.00	ISSUED AND OUTSTANDING		PROPERTY ACQUIRED BY DEED OR FORECLOSURE	
Land Reclamation & Conservation	32,621.00	School	2,251,000.00	Balance January 1, 1983	239,185.00
Other Recreational Services	61,872.80	Self-Liquidating	2,384,552.00	Transfers From Taxes or Liens	
EDUCATION (excluding schools)		Other	4,635,552.00	Sale for Cash (1983)	
Libraries	190,765.00	Total		Cancelled, Abated or Adjusted (1983)	
Other Educational Services	6,500.00	EQUALIZED VALUATION BASIS	437,132,585	Balance December 31, 1983	239,185.00
STATUTORY EXPENDITURES		FOR NET DEBT COMPUTATION		CURRENT FINANCES DECEMBER 31, 1983	
Pensions & F. I. C. A.	315,283.05	REAL PROPERTY VALUATIONS		ASSETS	
Employee Fringe Benefits	157,100.00	Code Class # of Parcels % VAL'N	ASSESSED VALUATION	Cash Dec. 31, 1983	1,801,552.81
Other Statutory Expenditures	500.00	1 Vacant Land 1617 6.16	13,952,395.00	Taxes Receivable	522,986.52
CETA And Other Public Employment Programs		2 Residential 4395 83.62	189,504,905.00	Tax Title Liens	269,999.66
MUNICIPAL FUNCTIONS		3 Farm 250 2.21	4,995,255.00	Foreclosed Property	239,185.00
CAPITAL IMPROVEMENTS	14,900.00	4a Commercial 174 6.29	14,251,390.00	Emergencies & Other Deferred Charges	430,459.80
DEBT SERVICE		4b Industrial 21 1.56	3,531,800.00	State and Federal Aid Receivable	
Principal Payments	419,250.63	4c Apartments 2 .17	379,800.00	Other Receivables	
Interest Payments	99,110.25	Total 6459	226,615,245.00	Total	61,316.53
DEFERRED CHARGES		Land Area 38.50 Sq. Miles		LIABILITIES, RESERVES, AND SURPLUS	
SCHOOL, COUNTY, SPECIAL DISTRICT TAXES	10,219,091.46	Net Valuation Taxable-Municipal	227,960,254	Cash Liabilities	906,691.31
RESERVE FOR UNCOLLECTED TAXES	795,931.27	Net Valuation Taxable-County	454,762,471	Reserves for Receivables	1,032,280.29
EXPENDITURES		State Equalized Valuation	465,817,112	Surplus Dec. 31, 1983	1,386,530.72
TOTAL	15,100,847.35	State Equalization Ratio	48.79	Total	3,325,502.32

1224
Population 1980 7,840
Population 1983 8,423
S & P Rating
Moody Rating A

General Tax Rate Per \$100. 5.45
State Equalized Tax Rate 3.17

SPOTSWOOD BOROUGH - MIDDLESEX CO.
Form of Government:
Mayor-Council Plan B (OMCL 50)
Number of Members on Governing Body - 5

PER CAPITA:
Gross Debt 889.94
Net Debt 101.60
Debt Service 20.48
Total Tax Levy 592.68
Municipal Expenditures 253.11
PER CENT:
Gross Debt 5.18
Net Debt .59
Tax Levy Collected 97.23
Tax Levy Cancelled, Abated or Adjusted .26

EXPENDITURES		REVENUES-REALIZED		1983 PROPERTY TAX	
GENERAL GOVERNMENT				STATE EQUALIZED TAX RATE	
Governing Body & Public Boards	4,286.00	1983 Property Taxes Collected	4,851,515.82	Local District School Taxes 1.92	2,981,656.00
Municipal Clerk	33,011.00	1983 Payments in Lieu of Taxes	10,054.18	Regional & Consolidated School Tax	
Financial Administration	78,189.96	Delinquent Tax & Lien Collections	104,516.80	School Taxes in Municipal Budget	
Assessment of Taxes	8,042.00	Business Personalty Replacement Taxes	236,686.84	County Taxes	.64 987,790.70
Collection of Taxes		Taxes from Public Utilities	409,060.00	County Library Taxes	
Planning, Housing & Development	24,395.00	Other Miscellaneous Tax Revenues		Local Municipal Purpose Taxes	.62 964,673.27
Human Resources	18,631.00	State Aid Revenues	86,866.73	Veteran & Senior Citizen Taxes	65,650.00
Elections	3,355.00	Federal Aid Revenues		Total Taxes for Rate Computation	3.18 4,999,969.97
General Administration (other)	179,830.00	State and Local Fiscal Assistance Act Utilized	102,517.00	Special District Taxes	
JUDICIARY		Sale of Acquired Property		Bank Corp. Taxes	5,262.67
Municipal Courts	24,125.00	Other Miscellaneous Revenues	232,471.95	Added and Omitted Taxes	52,537.18
PUBLIC SAFETY		Total	6,033,689.32	Total Taxes Levied - ABSTRACT	4,992,119.82
Fire Protection	28,836.00	Prior Years Surplus Appropriated	50,800.00	Total Taxes Billed	4,989,909.04
Police Protection	641,703.00	REVENUES TOTAL	6,084,489.32	1983 TAXES COLLECTED	4,851,515.82
Civil Defense & Disaster Control	2,200.00	Reserve For Uncollected Taxes	127,786.71	1983 Taxes Cancelled, Abated or Adjusted	12,867.45
Environmental Inspection & Control	42,433.00			Transfer to Tax Title Liens or Foreclosed	17,374.60
Other Public Safety		CAPITAL OUTLAY TOTAL	73,477.61	Balance Outstanding Dec. 31, 1983	108,151.17
PUBLIC WORKS				PRIOR YEARS TAXES OUTSTANDING	
Streets and Drainage	209,532.45	Public Enterprises	1,385.48	Balance January 1, 1983	90,927.67
Sewers and Sewage Processing	90,021.16	Recreation—Culture		Collected in 1983	80,120.66
Garbage and Trash Disposal	22,430.00	Public Works	32,486.66	Cancelled, Abated or Adjusted 1983	
Public Buildings and Grounds	42,471.00	Buildings and Grounds	39,605.47	Transfers to Tax Title Liens or Foreclosed	5,323.20
Other Public Works		Library and Education		Balance December 31, 1983	5,483.81
HEALTH and WELFARE		Conservation		TAX TITLE LIENS OUTSTANDING	
Health Services Except Environmental	10,753.00	All Other		Balance January 1, 1983	103,318.89
Welfare-Public Assistance		CAPITAL DEBT AUTHORIZED, DECEMBER 31, 1983		Transfer From Taxes	23,912.28
Hospitals, Clinics, First Aid		ISSUED AND UNISSUED		Redeemed in 1983	24,396.14
Animal, Insect, & Rodent Control	7,492.04	School	4,786,000	Cancelled, Abated or Adjusted (1983)	
Other Welfare Services	2,695.00	Self-liquidating	1,775,300	Transfers to Foreclosed Property	
RECREATION and CONSERVATION		Other	934,679	Balance December 31, 1983	102,835.03
Beaches and Boardwalks		Total	7,495,979	PROPERTY ACQUIRED BY DEED OR	
Parks, Playgrounds, Shade Trees				FORECLOSURE	
Land Reclamation & Conservation	600.00	ISSUED AND OUTSTANDING		Balance January 1, 1983	42,730.00
Other Recreational Services	22,300.00	School	4,786,000.00	Transfers From Taxes or Liens	
EDUCATION (excluding schools)		Self-Liquidating	1,688,000.00	Sale for Cash (1983)	
Libraries	52,840.00	Other	888,000.00	Cancelled, Abated or Adjusted (1983)	
Other Educational Services	800.00	Total	7,362,000.00	Balance December 31, 1983	42,730.00
STATUTORY EXPENDITURES		EQUALIZED VALUATION BASIS		CURRENT FINANCES DECEMBER 31, 1983	
Pensions & F. I. C. A.	148,320.00	FOR NET DEBT COMPUTATION	144,772,367	ASSETS	
Employee Fringe Benefits	68,575.00	REAL PROPERTY VALUATIONS		Cash Dec. 31, 1983	368,303.36
Other Statutory Expenditures	6,250.00	Code Class # of Parcels % VAL'N		Taxes Receivable	113,634.98
CETA And Other Public Employment Programs		1 Vacant, Land 550 2.33	2,074,700.00	Tax Title Liens	102,835.03
MUNICIPAL FUNCTIONS TOTAL	1,774,116.61	2 Residential 1951 79.12	70,398,500.00	Foreclosed Property	42,730.00
CAPITAL IMPROVEMENTS *MEMU*	15,000.00	3 Farm 2 .05	46,000.00	Emergencies & Other Deferred Charges	62,900.00
DEBT SERVICE		4a Commercial 48 5.24	4,661,600.00	State and Federal Aid Receivable	89.45
Principal Payments	99,000.00	4b Industrial 7 8.90	7,918,700.00	Other Receivables	6,251.29
Interest Payments	73,494.20	4c Apartments 6 4.36	3,880,500.00	Total	690,744.11
DEFERRED CHARGES	57,560.00	Total 2564	88,980,000.00	LIABILITIES, RESERVES, AND SURPLUS	
SCHOOL, COUNTY, SPECIAL DISTRICT TAXES	3,969,446.70	Land Area 2.15 Sq. Miles		Cash Liabilities	221,073.03
RESERVE FOR UNCOLLECTED TAXES	127,786.71	Net Valuation Taxable-Municipal	90,593,979	Reserves for Receivables	265,451.30
EXPENDITURES TOTAL	6,101,404.22	Net Valuation Taxable-County	168,154,638	Surplus Dec. 31, 1983	210,219.78
		State Equalized Valuation	154,590,939	Total	696,744.11
		State Equalization Ratio	58.24		

1348
Population 1980 4,215
Population 1983 4,212
S & P Rating
Moody Rating A

General Tax Rate Per \$100. 1.42
State Equalized Tax Rate 1.51

SPRING LAKE BOROUGH – MONMOUTH CO.
Form of Government:
Borough Council
Number of Members on Governing Body – 6

PER CAPITA:
Gross Debt 634.93
Net Debt 445.55
Debt Service 54.95
Total Tax Levy 914.53
Municipal Expenditures 611.30
PER CENT:
Gross Debt 1.19
Net Debt .83
Tax Levy Collected 94.43
Tax Levy Cancelled, Abated or Adjusted .28

EXPENDITURES		REVENUES-REALIZED		1983 PROPERTY TAX	
GENERAL GOVERNMENT				STATE EQUALIZED TAX RATE — .57	
Governing Body & Public Boards		1983 Property Taxes Collected 3,627,847.55		Local District School Taxes	1,438,139.75
Municipal Clerk		1983 Payments in Lieu of Taxes		Regional & Consolidated School Tax	
Financial Administration	6,050.00	Delinquent Tax & Lien Collections 176,565.01		School Taxes in Municipal Budget	
Assessment of Taxes	7,815.00	Business Personality Replacement Taxes 26,136.64		County Taxes	1,278,071.02
Collection of Taxes	29,300.00	Taxes from Public Utilities 261,509.00		County Library Taxes	
Planning, Housing & Development	19,800.00	Other Miscellaneous Tax Revenues		Local Municipal Purpose Taxes	1,116,275.00
Human Resources		State Aid Revenues 28,715.95		Veteran & Senior Citizen Taxes	35,250.00
Elections		Federal Aid Revenues		Total Taxes for Rate Computation	1.51 3,867,735.77
General Administration (other)	291,511.00	State and Local Fiscal Assistance Act Utilized 29,552.32		Special District Taxes	
JUDICIARY		Sale of Acquired Property		Bank Corp. Taxes	10,156.81
Municipal Courts	14,613.00	Other Miscellaneous Revenues 817,912.89		Added and Omitted Taxes	9,366.70
PUBLIC SAFETY		Prior Years Surplus Appropriated 698,000.00		Total Taxes Levied - ABSTRACT	3,852,009.28
Fire Protection	37,840.00	REVENUES TOTAL 5,666,239.36		Total Taxes Billed	3,841,852.47
Police Protection	430,674.00	Reserve For Uncollected Taxes 219,602.45		1983 TAXES COLLECTED	3,627,847.55
Civil Defense & Disaster Control		CAPITAL OUTLAY TOTAL 337,046.74		1983 Taxes Cancelled, Abated or Adjusted	10,617.34
Environmental Inspection & Control	17,436.00	Public Enterprises 7,118.65		Transfer to Tax Title Liens or Foreclosed	3,148.05
Other Public Safety		Recreation—Culture 46,161.51		Balance Outstanding Dec. 31, 1983	200,239.53
PUBLIC WORKS		Public Works 265,987.64		PRIOR YEARS TAXES OUTSTANDING	
Streets and Drainage	223,764.00	Buildings and Grounds 17,778.94		Balance January 1, 1983	171,293.72
Sewers and Sewage Processing		Library and Education		Collected in 1983	169,943.41
Garbage and Trash Disposal	186,895.84	Conservation		Cancelled, Abated or Adjusted 1983	
Public Buildings and Grounds	55,928.00	All Other		Transfers to Tax Title Liens or Foreclosed	
Other Public Works		CAPITAL DEBT AUTHORIZED, DECEMBER 31, 1983		Balance December 31, 1983	1,350.31
HEALTH and WELFARE		ISSUED AND UNISSUED GROSS DEBT NET DEBT		TAX TITLE LIENS OUTSTANDING	
Health Services Except Environmental	10,322.00	School 297,000		Balance January 1, 1983	21,132.04
Welfare-Public Assistance	1,300.00	Self-liquidating 670,929		Transfer From Taxes	3,148.05
Hospitals, Clinics, First Aid		Other 1,706,405		Redeemed in 1983	6,621.60
Animal, Insect, & Rodent Control	1,000.00	Total 2,674,334		Cancelled, Abated or Adjusted (1983)	
Other Welfare Services		ISSUED AND OUTSTANDING		Transfers to Foreclosed Property	
RECREATION and CONSERVATION		School 297,000.00		Balance December 31, 1983	17,658.49
Beaches and Boardwalks	312,025.00	Self-Liquidating 218,000.00		PROPERTY ACQUIRED BY DEED OR FORECLOSURE	
Parks, Playgrounds, Shade Trees	90,160.00	Other 1,431,500.00		Balance January 1, 1983	9,700.00
Land Reclamation & Conservation		Total 1,946,500.00		Transfers From Taxes or Liens	
Other Recreational Services	11,350.00	EQUALIZED VALUATION BASIS FOR NET DEBT COMPUTATION 225,146,874		Sale for Cash (1983)	
EDUCATION (excluding schools)		REAL PROPERTY VALUATIONS		Cancelled, Abated or Adjusted (1983)	
Libraries	39,533.00	Code Class # of Parcels % VAL'N		Balance December 31, 1983	9,700.00
Other Educational Services		1 Vacant Land 117 2.95		CURRENT FINANCES DECEMBER 31, 1983	
STATUTORY EXPENDITURES		2 Residential 1567 88.68		ASSETS	
Pensions & F. I. C. A.	180,295.29	3 Farm 79 8.28		Cash Dec. 31, 1983	805,526.03
Employee Fringe Benefits	74,500.00	4a Commercial 79 8.28		Taxes Receivable	201,589.84
Other Statutory Expenditures	6,000.00	4b Industrial 1 .08		Tax Title Liens	17,658.49
CETA And Other Public Employment Programs		4c Apartments 1764		Foreclosed Property	9,700.00
MUNICIPAL FUNCTIONS TOTAL 2,048,112.13		Total 1764		Emergencies & Other Deferred Charges	80,800.00
CAPITAL IMPROVEMENTS *MEMO* 22,398.00		Land Area 1.30 Sq. Miles		State and Federal Aid Receivable	
DEBT SERVICE		Net Valuation Taxable-Municipal 270,323,726		Other Receivables	14.28
Principal Payments	145,000.00	Net Valuation Taxable-County 235,348,572		Total	1,115,288.64
Interest Payments	86,461.00	State Equalized Valuation 254,518,226		LIABILITIES, RESERVES, AND SURPLUS	
DEFERRED CHARGES	75,608.42	State Equalization Ratio 106.32		Cash Liabilities	161,258.73
SCHOOL, COUNTY, SPECIAL DISTRICT TAXES	2,716,210.77			Reserves for Receivables	228,962.61
RESERVE FOR UNCOLLECTED TAXES	219,602.45			Surplus Dec. 31, 1983	725,067.30
EXPENDITURES TOTAL 5,290,994.77				Total	1,115,288.64

1349
Population 1980 5,424
Population 1983 5,363
S & P Rating
Moody Rating A

General Tax Rate Per \$100. 3.92
State Equalized Tax Rate 2.15

SPRING LAKE HEIGHTS – MONMOUTH CO.

Form of Government:

Borough Council

Number of Members on Governing Body – 6

PER CAPITA:

Gross Debt 529.88
Net Debt 289.53
Debt Service 21.75
Total Tax Levy 623.68
Municipal Expenditures 289.57

PER CENT:

Gross Debt 1.98
Net Debt 1.08
Tax Levy Collected 96.03
Tax Levy Cancelled, Abated or Adjusted .01

EXPENDITURES		REVENUES-REALIZED		1983 PROPERTY TAX	
GENERAL GOVERNMENT				STATE EQUALIZED TAX RATE	
Governing Body & Public Boards		1983 Property Taxes Collected	3,201,182.88	Local District School Taxes 1.12	1,716,659.00
Municipal Clerk	6,040.00	1983 Payments in Lieu of Taxes		Regional & Consolidated School Tax	
Financial Administration	90,561.00	Delinquent Tax & Lien Collections	109,614.12	School Taxes in Municipal Budget	
Assessment of Taxes	16,000.00	Business Personalty Replacement Taxes	27,560.90	County Taxes .50	767,645.58
Collection of Taxes	14,520.00	Taxes from Public Utilities	285,936.00	County Library Taxes .02	29,012.62
Planning, Housing & Development		Other Miscellaneous Tax Revenues		Local Municipal Purpose Taxes .51	788,264.61
Human Resources		State Aid Revenues	39,690.95	Veteran & Senior Citizen Taxes	53,700.00
Elections	2,540.00	Federal Aid Revenues		Total Taxes for Rate Computation 2.15	3,355,281.81
General Administration (other)	158,914.17	State and Local Fiscal Assistance Act Utilized	27,142.00	Special District Taxes	
JUDICIARY		Sale of Acquired Property	182,942.76	Bank Corp. Taxes	11,121.44
Municipal Courts	17,868.82	Other Miscellaneous Revenues		Added and Omitted Taxes	32,104.62
PUBLIC SAFETY		Total	3,874,069.61	Total Taxes Levied - ABSTRACT	3,344,807.87
Fire Protection	19,090.00	Prior Years Surplus Appropriated	139,000.00	Total Taxes Billed	3,333,686.43
Police Protection	388,821.59	REVENUES TOTAL	4,013,069.61	1983 TAXES COLLECTED	3,201,182.88
Civil Defense & Disaster Control	100.00	Reserve For Uncollected Taxes	153,000.00	1983 Taxes Cancelled, Abated or Adjusted	323.57
Environmental Inspection & Control	22,994.50			Transfer to Tax Title Liens or Foreclosed	
Other Public Safety		CAPITAL OUTLAY TOTAL	773,368.89	Balance Outstanding Dec. 31, 1983	132,179.98
PUBLIC WORKS				PRIOR YEARS TAXES OUTSTANDING	
Streets and Drainage	177,700.00	Public Enterprises	18,775.80	Balance January 1, 1983	119,045.39
Sewers and Sewage Processing		Recreation—Culture		Collected in 1983	104,733.72
Garbage and Trash Disposal	107,694.87	Public Works	195,949.48	Cancelled, Abated or Adjusted 1983	
Public Buildings and Grounds	19,931.62	Buildings and Grounds	558,643.61	Transfers to Tax Title Liens or Foreclosed	
Other Public Works	45,711.97	Library and Education		Balance December 31, 1983	14,311.67
HEALTH and WELFARE		Conservation		TAX TITLE LIENS OUTSTANDING	
Health Services Except Environmental	12,440.00	All Other		Balance January 1, 1983	8,954.23
Welfare-Public Assistance	6,600.00			Transfer From Taxes	
Hospitals, Clinics, First Aid		CAPITAL DEBT AUTHORIZED, DECEMBER 31, 1983		Redeemed in 1983	4,880.40
Animal, Insect, & Rodent Control	500.00	ISSUED AND UNISSUED		Cancelled, Abated or Adjusted (1983)	
Other Welfare Services		School	360,000	Transfers to Foreclosed Property	
RECREATION and CONSERVATION		Self-Liquidating	842,000	Balance December 31, 1983	4,073.83
Beaches and Boardwalks		Other	1,639,730	PROPERTY ACQUIRED BY DEED OR	
Parks, Playgrounds, Shade Trees	9,094.67	Total	2,841,730	FORECLOSURE	
Land Reclamation & Conservation				Balance January 1, 1983	9,430.00
Other Recreational Services		ISSUED AND OUTSTANDING		Transfers From Taxes or Liens	
EDUCATION (excluding schools)		School	360,000.00	Sale for Cash (1983)	
Libraries		Self-Liquidating	749,000.00	Cancelled, Abated or Adjusted (1983)	
Other Educational Services		Other	1,539,300.00	Balance December 31, 1983	9,430.00
STATUTORY EXPENDITURES		Total	2,648,300.00	CURRENT FINANCES DECEMBER 31, 1983	
Pensions & F. I. C. A.	87,296.88	EQUALIZED VALUATION BASIS		ASSETS	
Employee Fringe Benefits	43,775.00	FOR NET DEBT COMPUTATION	143,499,069	Cash Dec. 31, 1983	698,256.20
Other Statutory Expenditures	5,403.12	REAL PROPERTY VALUATIONS		Taxes Receivable	146,491.65
CETA And Other Public Employment Programs		Code Class # of Parcels % VAL'N		Tax Title Liens	4,073.83
MUNICIPAL FUNCTIONS TOTAL	1,253,598.21	1 Vacant Land 245 2.11	1,764,300.00	Foreclosed Property	9,430.00
CAPITAL IMPROVEMENTS *MEMO*	25,000.00	2 Residential 1802 75.92	63,476,000.00	Emergencies & Other Deferred Charges	80,500.00
DEBT SERVICE		3 Farm		State and Federal Aid Receivable	
Principal Payments	40,000.00	4a Commercial 78 10.15	8,490,500.00	Other Receivables	5,964.76
Interest Payments	76,658.50	4b Industrial 1 .09	78,800.00	Total	944,716.44
		4c Apartments 10 11.72	9,803,300.00	LIABILITIES, RESERVES, AND SURPLUS	
		Total 2136	83,612,900.00	Cash Liabilities	596,631.30
DEFERRED CHARGES	29,712.79	Land Area 1.30 Sq. Miles		Reserves for Receivables	165,960.24
SCHOOL, COUNTY, SPECIAL DISTRICT TAXES	2,513,317.20	Net Valuation Taxable-Municipal	84,176,576	Surplus Dec. 31, 1983	182,124.90
RESERVE FOR UNCOLLECTED TAXES	153,000.00	Net Valuation Taxable-County	143,935,896	Total	944,716.44
EXPENDITURES TOTAL	4,066,286.70	State Equalized Valuation	153,171,227		
		State Equalization Ratio	54.79		

0334
Population 1980 2,691
Population 1983 2,770
S & P Rating
Moody Rating

General Tax Rate Per \$100. 2.59
State Equalized Tax Rate 2.11

SPRINGFIELD TWP. - BURLINGTON CO.
Form of Government:
Township Committee
Number of Members on Governing Body - 3

PER CAPITA:
Gross Debt 84.87
Net Debt 35.66
Debt Service 22.60
Total Tax Levy 529.70
Municipal Expenditures 287.79
PER CENT:
Gross Debt .37
Net Debt .16
Tax Levy Collected 91.70
Tax Levy Cancelled, Abated or Adjusted .46

EXPENDITURES		REVENUES-REALIZED		1983 PROPERTY TAX	
GENERAL GOVERNMENT				STATE EQUALIZED TAX RATE	
Governing Body & Public Boards		1983 Property Taxes Collected	1,343,638.54	Local District School Taxes .60	403,054.00
Municipal Clerk		1983 Payments in Lieu of Taxes		Regional & Consolidated School Tax .78	527,396.00
Financial Administration	14,580.00	Delinquent Tax & Lien Collections	118,393.35	School Taxes in Municipal Budget	
Assessment of Taxes	6,500.00	Business Personalty Replacement Taxes	40,111.00	County Taxes .60	405,467.64
Collection of Taxes	12,500.00	Taxes from Public Utilities	230,268.00	County Library Taxes .03	22,677.80
Planning, Housing & Development	7,260.00	Other Miscellaneous Tax Revenues		Local Municipal Purpose Taxes .09	63,044.91
Human Resources		State Aid Revenues	16,651.30	Veteran & Senior Citizen Taxes	26,675.00
Elections		Federal Aid Revenues		Total Taxes for Rate Computation 2.10	1,448,317.35
General Administration (other)	106,610.00	State and Local Fiscal Assistance Act Utilized	8,306.65	Special District Taxes	
JUDICIARY		Sale of Acquired Property		Bank Corp. Taxes	2,009.01
Municipal Courts	45,600.00	Other Miscellaneous Revenues	147,424.82	Added and Omitted Taxes	43,611.53
PUBLIC SAFETY		Total	1,904,793.66	Total Taxes Levied - ABSTRACT	1,467,262.89
Fire Protection	46,500.00	Prior Years Surplus Appropriated	300,000.00	Total Taxes Billed	1,465,292.80
Police Protection	64,000.00	REVENUES TOTAL	2,204,793.66	1983 TAXES COLLECTED	1,343,638.54
Civil Defense & Disaster Control	800.00	Reserve For Uncollected Taxes	180,512.97	1983 Taxes Cancelled, Abated or Adjusted	6,709.23
Environmental Inspection & Control	5,500.00			Transfer to Tax Title Liens or Foreclosed	4,403.03
Other Public Safety				Balance Outstanding Dec. 31, 1983	110,542.00
PUBLIC WORKS		CAPITAL OUTLAY TOTAL		PRIOR YEARS TAXES OUTSTANDING	
Streets and Drainage	131,650.00	Public Enterprises		Balance January 1, 1983	115,001.16
Sewers and Sewage Processing		Recreation - Culture		Collected in 1983	113,058.32
Gorbage and Trash Disposal	50,000.00	Public Works		Cancelled, Abated or Adjusted 1983	
Public Buildings and Grounds	23,800.00	Buildings and Grounds		Transfers to Tax Title Liens or Foreclosed	
Other Public Works		Library and Education		Balance December 31, 1983	1,942.84
HEALTH and WELFARE		Conservation		TAX TITLE LIENS OUTSTANDING	
Health Services Except Environmental	2,000.00	All Other		Balance January 1, 1983	11,850.46
Welfare-Public Assistance	3,350.00			Transfer From Taxes	4,403.03
Hospitals, Clinics, First Aid		CAPITAL DEBT AUTHORIZED, DECEMBER 31, 1983		Redeemed in 1983	5,335.03
Animal, Insect, & Rodent Control	7,800.00	ISSUED AND UNISSUED GROSS DEBT		Cancelled, Abated or Adjusted (1983)	
Other Welfare Services		School 136,321		Transfers to Foreclosed Property	
RECREATION and CONSERVATION		Self-liquidating 98,772	98,772	Balance December 31, 1983	10,918.46
Beaches and Boardwalks		Other 235,093	98,772	PROPERTY ACQUIRED BY DEED OR	
Parks, Playgrounds, Shade Trees	5,000.00	Total	235,093	FORECLOSURE	
Land Reclamation & Conservation				Balance January 1, 1983	73,415.36
Other Recreational Services	1,000.00	ISSUED AND OUTSTANDING		Transfers From Taxes or Liens	
EDUCATION (excluding schools)		School 136,321.33		Sale for Cash (1983)	
Libraries		Self-Liquidating 98,000.00		Cancelled, Abated or Adjusted (1983)	
Other Educational Services		Other 234,321.33		Balance December 31, 1983	73,415.36
STATUTORY EXPENDITURES		EQUALIZED VALUATION BASIS		CURRENT FINANCES DECEMBER 31, 1983	
Pensions & F. I. C. A.	14,000.00	FOR NET DEBT COMPUTATION	63,388,837	ASSETS	
Employee Fringe Benefits		REAL PROPERTY VALUATIONS		Cash Dec. 31, 1983	587,170.14
Other Statutory Expenditures	2,600.00	Code Class # of Parcels % VAL'N		Taxes Receivable	112,484.84
CETA And Other Public Employment Programs		1 Vacant Land 157 3.74	1,996,000.00	Tax Title Liens	10,918.46
MUNICIPAL FUNCTIONS TOTAL	551,050.00	2 Residential 620 59.71	31,841,250.00	Foreclosed Property	73,415.36
CAPITAL IMPROVEMENTS *MEMU*		3 Farm 428 25.40	13,546,450.00	Emergencies & Other Deferred Charges	
DEBT SERVICE		4a Commercial 64 11.14	5,942,560.00	State and Federal Aid Receivable	4,725.39
Principal Payments	49,000.00	4b Industrial		Other Receivables	6,607.08
Interest Payments	13,597.50	4c Apartments		Total	795,321.27
		Total 1269	53,326,260.00	LIABILITIES, RESERVES, AND SURPLUS	
DEFERRED CHARGES	3,013.20	Land Area 29.34 Sq. Miles		Cash Liabilities	202,506.67
SCHOOL, COUNTY, SPECIAL DISTRICT TAXES	1,358,597.44	Net Valuation Taxable-Municipal	54,869,958	Reserves for Receivables	203,411.04
RESERVE FOR UNCOLLECTED TAXES	180,512.97	Net Valuation Taxable-County	67,855,425	Surplus Dec. 31, 1983	369,403.56
EXPENDITURES TOTAL	2,155,771.11	State Equalized Valuation	66,934,575	Total	795,321.27
		State Equalization Ratio	81.55		

2017
 Population 1980 13,955
 Population 1983 13,886
 S & P Rating
 Moody Rating A1

General Tax Rate Per \$100.
 3.74
 State Equalized Tax Rate
 2.36

SPRINGFIELD TWP. — UNION CO.

Form of Government:

Township Council

Number of Members on Governing Body — 5

PER CAPITA:

Gross Debt 295.13
 Net Debt 199.38
 Debt Service 40.35
 Total Tax Levy 968.03
 Municipal Expenditures 451.18

PER CENT:

Gross Debt .77
 Net Debt .52
 Tax Levy Collected 96.47
 Tax Levy Cancelled, Abated or Adjusted .74

EXPENDITURES		REVENUES-REALIZED		1983 PROPERTY TAX	
GENERAL GOVERNMENT				STATE EQUALIZED TAX RATE	
Governing Body & Public Boards		1983 Property Taxes Collected	12,939,429.12	Local District School Taxes .75	4,244,269.00
Municipal Clerk	49,067.00	1983 Payments in Lieu of Taxes	52,501.49	Regional & Consolidated School Tax .59	3,302,768.68
Financial Administration	61,097.00	Delinquent Tax & Lien Collections	383,250.55	School Taxes in Municipal Budget	
Assessment of Taxes	40,445.00	Business Personalty Replacement Taxes	450,545.88	County Taxes .50	2,793,535.15
Collection of Taxes	13,970.00	Taxes from Public Utilities	1,202,766.00	County Library Taxes	
Planning, Housing & Development	2,700.00	Other Miscellaneous Tax Revenues		Local Municipal Purpose Taxes .53	2,994,419.84
Human Resources	368,786.00	State Aid Revenues	143,272.56	Veteran & Senior Citizen Taxes	150,400.00
Elections		Federal Aid Revenues	108,342.70	Total Taxes for Rate Computation 2.37	13,485,392.67
General Administration (other)	46,908.00	State and Local Fiscal Assistance Act Utilized		Special District Taxes	
JUDICIARY		Sale of Acquired Property	824,631.72	Bank Corp. Taxes	44,726.44
Municipal Courts	703,210.00	Other Miscellaneous Revenues	16,104,740.02	Added and Omitted Taxes	62,359.83
PUBLIC SAFETY		Total	16,779,740.02	Total Taxes Levied - ABSTRACT	13,442,078.94
Fire Protection	1,439,452.00	Prior Years Surplus Appropriated	675,000.00	Total Taxes Billed	13,413,280.17
Police Protection	16,650.00	REVENUES TOTAL	16,779,740.02	1983 TAXES COLLECTED	12,939,429.12
Civil Defense & Disaster Control	44,149.00	Reserve For Uncollected Taxes	665,382.99	1983 Taxes Cancelled, Abated or Adjusted	99,234.62
Environmental Inspection & Control		CAPITAL OUTLAY TOTAL	342,450.21	Transfer to Tax Title Liens or Foreclosed	4,605.48
Other Public Safety				Balance Outstanding Dec. 31, 1983	370,010.95
PUBLIC WORKS				PRIOR YEARS TAXES OUTSTANDING	
Streets and Drainage	270,443.00	Public Enterprises	2,385.00	Balance January 1, 1983	627,621.67
Sewers and Sewage Processing	292,116.00	Recreation—Culture	59,107.91	Collected in 1983	376,042.63
Garbage and Trash Disposal	290,500.00	Public Works	272,220.88	Cancelled, Abated or Adjusted 1983	
Public Buildings and Grounds	182,051.00	Buildings and Grounds	8,782.42	Transfers to Tax Title Liens or Foreclosed	
Other Public Works	98,223.00	Library and Education		Balance December 31, 1983	251,579.04
HEALTH and WELFARE		Conservation		TAX TITLE LIENS OUTSTANDING	
Health Services Except Environmental	54,329.00	All Other		Balance January 1, 1983	13,146.15
Welfare-Public Assistance	10,683.00	CAPITAL DEBT AUTHORIZED, DECEMBER 31, 1983		Transfer From Taxes	4,605.48
Hospitals, Clinics, First Aid	2,500.00	ISSUED AND UNISSUED		Redeemed in 1983	7,207.92
Animal, Insect, & Rodent Control	9,975.00	GROSS DEBT		Cancelled, Abated or Adjusted (1983)	
Other Welfare Services		School	1,214,742	Transfers to Foreclosed Property	
RECREATION and CONSERVATION		Self-Liquidating	114,000	Balance December 31, 1983	10,543.71
Beaches and Boardwalks	91,032.00	Other	2,769,467	PROPERTY ACQUIRED BY DEED OR FORECLOSURE	
Parks, Playgrounds, Shade Trees	1,500.00	Total	4,098,210	Balance January 1, 1983	26,290.00
Land Reclamation & Conservation	11,499.50	ISSUED AND OUTSTANDING		Transfers From Taxes or Liens	
Other Recreational Services		School	1,214,742.44	Sale for Cash (1983)	
EDUCATION (excluding schools)		Self-Liquidating	30,000.00	Cancelled, Abated or Adjusted (1983)	
Libraries	293,659.00	Other	2,506,000.00	Balance December 31, 1983	26,290.00
Other Educational Services		Total	3,750,742.44	CURRENT FINANCES DECEMBER 31, 1983	
STATUTORY EXPENDITURES		EQUALIZED VALUATION BASIS		ASSETS	
Pensions & F. I. C. A.	403,565.00	FOR NET DEBT COMPUTATION	529,365,418	Cash Dec. 31, 1983	4,962,935.24
Employee Fringe Benefits	212,500.00	REAL PROPERTY VALUATIONS		Taxes Receivable	621,589.99
Other Statutory Expenditures	13,000.00	Code Class # of Parcels % VAL'N		Tax Title Liens	10,543.71
CETA And Other Public Employment Programs	5,029,517.50	1 Vacant Land 155 .98	3,451,900.00	Foreclosed Property	26,290.00
MUNICIPAL FUNCTIONS		2 Residential 4316 62.28	220,465,100.00	Emergencies & Other Deferred Charges	
CAPITAL IMPROVEMENTS *MEMO*	30,000.00	3 Farm 13 .09	308,100.00	State and Federal Aid Receivable	
DEBT SERVICE		4a Commercial 224 22.07	78,117,200.00	Other Receivables	12,904.14
Principal Payments	350,000.00	4b Industrial 68 9.31	32,954,600.00	Total	5,634,263.08
Interest Payments	210,236.94	4c Apartments 14 5.29	18,719,400.00	LIABILITIES, RESERVES, AND SURPLUS	
		Total 4790	354,016,300.00	Cash Liabilities	3,985,899.97
DEFERRED CHARGES		Land Area 5.20 Sq. Miles		Reserves for Receivables	671,327.84
SCHOOL, COUNTY, SPECIAL DISTRICT TAXES	10,340,572.83	Net Valuation Taxable-Municipal	356,564,041	Surplus Dec. 31, 1983	977,035.27
RESERVE FOR UNCOLLECTED TAXES	665,382.99	Net Valuation Taxable-County	546,351,768	Total	5,634,263.08
EXPENDITURES		State Equalized Valuation	562,523,664		
TOTAL	16,605,710.26	State Equalization Ratio	63.22		

1530
Population 1980 10,385
Population 1983 11,489
S & P Rating
Moody Rating

General Tax Rate Per \$100. 4.07
State Equalized Tax Rate 1.69

STAFFORD TOWNSHIP – OCEAN COUNTY
Form of Government:
Small Municipality Plan A (OMCL 50)
Number of Members on Governing Body – 3

PER CAPITA:
Gross Debt 416.85
Net Debt 66.80
Debt Service
Total Tax Levy 753.99
Municipal Expenditures 453.42
PER CENT:
Gross Debt 1.05
Net Debt .17
Tax Levy Collected 88.61
Tax Levy Cancelled, Abated or Adjusted .55

EXPENDITURES		REVENUES-REALIZED		1983 PROPERTY TAX	
GENERAL GOVERNMENT				STATE EQUALIZED TAX RATE	
Governing Body & Public Boards	76,800.00	1983 Property Taxes Collected		Local District School Taxes .67	3,390,372.00
Municipal Clerk		1983 Payments in Lieu of Taxes		Regional & Consolidated School Tax .19	968,025.40
Financial Administration	44,400.00	Delinquent Tax & Lien Collections		School Taxes in Municipal Budget	
Assessment of Taxes	99,100.00	Business Personalty Replacement Taxes		County Taxes .44 *	2,225,256.74
Collection of Taxes	97,000.00	Taxes from Public Utilities		County Library Taxes .03	142,975.44
Planning, Housing & Development	43,900.00	Other Miscellaneous Tax Revenues		Local Municipal Purpose Taxes .36	1,797,400.00
Human Resources		State Aid Revenues		Veteran & Senior Citizen Taxes	230,900.00
Elections	8,000.00	Federal Aid Revenues		Total Taxes for Rate Computation 1.69	8,754,929.58
General Administration (other)	490,150.00	State and Local Fiscal Assistance Act Utilized		Special District Taxes	
JUDICIARY		Sale of Acquired Property		Bank Corp. Taxes	5,770.13
Municipal Courts	79,000.00	Other Miscellaneous Revenues		Added and Omitted Taxes	132,768.61
PUBLIC SAFETY		Total		Total Taxes Levied - ABSTRACT	8,662,568.32
Fire Protection	45,000.00	Prior Years Surplus Appropriated		Total Taxes Billed	8,658,148.04
Police Protection	1,227,590.00	REVENUES TOTAL		1983 TAXES COLLECTED	7,672,409.81
Civil Defense & Disaster Control	2,000.00	Reserve For Uncollected Taxes		1983 Taxes Cancelled, Abated or Adjusted	47,606.25
Environmental Inspection & Control	105,000.00	CAPITAL OUTLAY		Transfer to Tax Title Liens or Foreclosed	100,529.30
Other Public Safety		TOTAL		Balance Outstanding Dec. 31, 1983	837,602.68
PUBLIC WORKS		Public Enterprises		PRIOR YEARS TAXES OUTSTANDING	
Streets and Drainage	558,371.00	Recreation—Culture		Balance January 1, 1983	553,988.81
Sewers and Sewage Processing		Public Works		Collected in 1983	539,628.50
Garbage and Trash Disposal	536,600.00	Buildings and Grounds		Cancelled, Abated or Adjusted 1983	
Public Buildings and Grounds	90,000.00	Library and Education		Transfers to Tax Title Liens or Foreclosed	11,357.62
Other Public Works	2,500.00	Conservation		Balance December 31, 1983	3,002.69
HEALTH and WELFARE		All Other		TAX TITLE LIENS OUTSTANDING	
Health Services Except Environmental	6,200.00	CAPITAL DEBT AUTHORIZED, DECEMBER 31, 1983		Balance January 1, 1983	178,753.03
Welfare-Public Assistance	18,000.00	ISSUED AND UNISSUED		Transfer From Taxes	111,886.92
Hospitals, Clinics, First Aid	2,000.00	GROSS DEBT		Redeemed in 1983	33,913.87
Animal, Insect, & Rodent Control	66,400.00	NET DEBT		Cancelled, Abated or Adjusted (1983)	
Other Welfare Services		School		Transfers to Foreclosed Property	
RECREATION and CONSERVATION		Self-liquidating		Balance December 31, 1983	256,726.08
Beaches and Boardwalks		Other		PROPERTY ACQUIRED BY DEED OR FORECLOSURE	
Parks, Playgrounds, Shade Trees	52,000.00	Total		Balance January 1, 1983	205,455.00
Land Reclamation & Conservation		ISSUED AND OUTSTANDING		Transfers From Taxes or Liens	
Other Recreational Services	7,675.00	School		Sale for Cash (1983)	
EDUCATION (excluding schools)		Self-Liquidating		Cancelled, Abated or Adjusted (1983)	
Libraries	2,000.00	Other		Balance December 31, 1983	205,455.00
Other Educational Services	200.00	Total		CURRENT FINANCES DECEMBER 31, 1983	
STATUTORY EXPENDITURES		EQUALIZED VALUATION BASIS		ASSETS	
Pensions & F. I. C. A.	252,241.96	FOR NET DEBT COMPUTATION		Cash Dec. 31, 1983	3,697,565.79
Employee Fringe Benefits	221,000.00	REAL PROPERTY VALUATIONS		Taxes Receivable	840,605.37
Other Statutory Expenditures	19,999.60	Code Class # of Parcels % VAL'N		Tax Title Liens	256,726.08
CETA And Other Public Employment Programs		1 Vacant Land 6431 18.15		Foreclosed Property	205,455.00
MUNICIPAL FUNCTIONS		2 Residential 6781 72.70		Emergencies & Other Deferred Charges	69,490.00
CAPITAL IMPROVEMENTS	*MEMO*	3 Farm 25 .10		State and Federal Aid Receivable	15,348.95
DEBT SERVICE		4a Commercial 195 9.05		Other Receivables	21,070.90
Principal Payments		4b Industrial		Total	5,106,262.09
Interest Payments		4c Apartments		LIABILITIES, RESERVES, AND SURPLUS	
DEFERRED CHARGES		Total 13432		Cash Liabilities	2,920,449.38
SCHOOL, COUNTY, SPECIAL DISTRICT TAXES	150,233.04	Land Area 47.05 Sq. Miles		Reserves for Receivables	1,323,857.35
RESERVE FOR UNCOLLECTED TAXES	6,726,629.58	Net Valuation Taxable-Municipal		Surplus Dec. 31, 1983	861,955.36
EXPENDITURES		Net Valuation Taxable-County		Total	5,106,262.09
TOTAL	11,935,990.18	State Equalized Valuation			
		State Equalization Ratio			

*Includes County Health Service Taxes or County Vocational School Taxes. See Table 13.

1919
Population 1980 3,638
Population 1983 3,779
S & P Rating
Moody Rating

General Tax Rate Per \$100. 2.73
State Equalized Tax Rate 2.67

STANHOPE BOROUGH – SUSSEX COUNTY
Form of Government:
Borough Council
Number of Members on Governing Body – 6

PER CAPITA:
Gross Debt 818.70
Net Debt 250.26
Debt Service 6.80
Total Tax Levy 626.06
Municipal Expenditures 273.65
PER CENT:
Gross Debt 3.80
Net Debt 1.16
Tax Levy Collected 95.39
Tax Levy Cancelled, Abated or Adjusted .33

EXPENDITURES		REVENUES-REALIZED		1983 PROPERTY TAX	
GENERAL GOVERNMENT				STATE EQUALIZED TAX RATE	
Governing Body & Public Boards		1983 Property Taxes Collected	2,257,629.28	Local District School Taxes .84	746,103.37
Municipal Clerk		1983 Payments in Lieu of Taxes		Regional & Consolidated School Tax .66	587,036.27
Financial Administration	22,016.00	Delinquent Tax & Lien Collections	85,135.68	School Taxes in Municipal Budget	
Assessment of Taxes	11,103.00	Business Personalty Replacement Taxes	40,217.28	County Taxes .54	* 481,192.28
Collection of Taxes	13,869.00	Taxes from Public Utilities	96,359.00	County Library Taxes .03	28,233.73
Planning, Housing & Development	14,453.00	Other Miscellaneous Tax Revenues		Local Municipal Purpose Taxes .59	519,200.00
Human Resources		State Aid Revenues	44,467.38	Veteran & Senior Citizen Taxes	27,800.00
Elections		Federal Aid Revenues		Total Taxes for Rate Computation 2.66	2,389,565.65
General Administration (other)	166,505.00	State and Local Fiscal Assistance Act Utilized	24,576.00	Special District Taxes	
JUDICIARY		Sale of Acquired Property		Bank Corp. Taxes	1,933.69
Municipal Courts	12,214.00	Other Miscellaneous Revenues	114,775.83	Added and Omitted Taxes	2,189.00
PUBLIC SAFETY		Total	2,663,200.45	Total Taxes Levied - ABSTRACT	2,365,888.34
Fire Protection	22,560.00	Prior Years Surplus Appropriated	196,796.22	Total Taxes Billed	2,366,832.43
Police Protection	201,410.00	REVENUES TOTAL	2,859,996.67	1983 TAXES COLLECTED	2,257,629.28
Civil Defense & Disaster Control	1,075.00	Reserve For Uncollected Taxes	190,656.00	1983 Taxes Cancelled, Abated or Adjusted	7,710.88
Environmental Inspection & Control	10,786.00			Transfer to Tax Title Liens or Foreclosed	12,625.88
Other Public Safety		CAPITAL OUTLAY TOTAL	65,605.91	Balance Outstanding Dec. 31, 1983	88,866.39
PUBLIC WORKS				PRIOR YEARS TAXES OUTSTANDING	
Streets and Drainage	13,000.00	Public Enterprises	58,641.42	Balance January 1, 1983	77,239.02
Sewers and Sewage Processing		Recreation—Culture		Collected in 1983	71,464.37
Garbage and Trash Disposal	82,850.00	Public Works	4,300.00	Cancelled, Abated or Adjusted 1983	434.37
Public Buildings and Grounds	18,336.00	Buildings and Grounds	2,664.49	Transfers to Tax Title Liens or Foreclosed	5,335.49
Other Public Works	94,531.00	Library and Education		Balance December 31, 1983	4.79
HEALTH and WELFARE		Conservation		TAX TITLE LIENS OUTSTANDING	
Health Services Except Environmental	16,585.00	All Other		Balance January 1, 1983	16,294.65
Welfare-Public Assistance	5,228.00			Transfer From Taxes	18,534.02
Hospitals, Clinics, First Aid		CAPITAL DEBT AUTHORIZED, DECEMBER 31, 1983		Redeemed in 1983	13,671.31
Animal, Insect, & Rodent Control	6,205.00	ISSUED AND UNISSUED		Cancelled, Abated or Adjusted (1983)	257.89
Other Welfare Services		School	754,564	Transfers to Foreclosed Property	680.86
RECREATION and CONSERVATION		Self-liquidating	2,192,813	Balance December 31, 1983	20,218.61
Beaches and Boardwalks		Other	146,500	PROPERTY ACQUIRED BY DEED OR	
Parks, Playgrounds, Shade Trees	2,400.00	Total	3,093,877	FORECLOSURE	
Land Reclamation & Conservation	8,246.00			Balance January 1, 1983	390,019.14
Other Recreational Services	11,956.00	ISSUED AND OUTSTANDING		Transfers From Taxes or Liens	680.86
EDUCATION (excluding schools)		School	754,564.03	Sale for Cash (1983)	
Libraries	4,396.00	Self-liquidating	380,000.00	Cancelled, Abated or Adjusted (1983)	
Other Educational Services		Other	90,000.00	Balance December 31, 1983	390,700.00
STATUTORY EXPENDITURES		Total	1,224,564.03	CURRENT FINANCES DECEMBER 31, 1983	
Pensions & F. I. C. A.	40,900.00	EQUALIZED VALUATION BASIS		ASSETS	
Employee Fringe Benefits	23,100.00	FOR NET DEBT COMPUTATION	81,461,822	Cash Dec. 31, 1983	472,970.82
Other Statutory Expenditures	1,500.00	REAL PROPERTY VALUATIONS		Taxes Receivable	88,871.18
CETA And Other Public Employment Programs		Code Class # of Parcels % VAL'N		Tax Title Liens	20,218.61
MUNICIPAL FUNCTIONS TOTAL	805,224.00	1 Vacant Land 332 3.30	2,829,950.00	Foreclosed Property	390,700.00
CAPITAL IMPROVEMENTS *MEMO*		2 Residential 1226 87.81	75,410,050.00	Emergencies & Other Deferred Charges	30,000.00
DEBT SERVICE		3 Farm		State and Federal Aid Receivable	2,176.04
Principal Payments	15,000.00	4a Commercial 47 5.86	5,033,400.00	Other Receivables	26,567.49
Interest Payments	10,678.50	4b Industrial 4 2.64	2,263,200.00	Total	1,031,504.14
		4c Apartments 4 .40	341,400.00	LIABILITIES, RESERVES, AND SURPLUS	
		Total 1613	85,878,000.00	Cash Liabilities	115,350.94
DEFERRED CHARGES		Land Area 1.70 Sq. Miles		Reserves for Receivables	526,357.28
SCHOOL, COUNTY, SPECIAL DISTRICT TAXES	12,553.38	Net Valuation Taxable-Municipal	86,616,975	Surplus Dec. 31, 1983	389,795.92
RESERVE FOR UNCOLLECTED TAXES	1,842,565.65	Net Valuation Taxable-County	84,068,252	Total	1,031,504.14
EXPENDITURES TOTAL	2,876,677.53	State Equalized Valuation	88,611,886		
		State Equalization Ratio	97.73		

1920
Population 1980 3,887
Population 1983 4,027
S & P Rating
Moody Rating

General Tax Rate Per \$100.
2.61
State Equalized Tax Rate
2.37

STILLWATER TOWNSHIP – SUSSEX CO.
Form of Government:
Township Committee
Number of Members on Governing Body – 5

PER CAPITA:
Gross Debt 653.46
Net Debt 184.31
Debt Service 10.24
Total Tax Levy 620.02
Municipal Expenditures 251.96
PER CENT:
Gross Debt 2.77
Net Debt .78
Tax Levy Collected 88.65
Tax Levy Cancelled, Abated or Adjusted

EXPENDITURES	REVENUES-REALIZED	1983 PROPERTY TAX
GENERAL GOVERNMENT		STATE EQUALIZED TAX RATE .72
Governing Body & Public Boards		Local District School Taxes 744,942.50
Municipal Clerk		Regional & Consolidated School Tax .76 780,591.92
Financial Administration 15,000.00	1983 Property Taxes Collected 2,211,499.44	School Taxes in Municipal Budget
Assessment of Taxes 14,650.00	1983 Payments in Lieu of Taxes	County Taxes .55 * 567,701.86
Collection of Taxes 32,095.00	Delinquent Tax & Lien Collections 230,422.79	County Library Taxes .03 33,408.37
Planning, Housing & Development 27,305.00	Business Personalty Replacement Taxes 21,577.96	Local Municipal Purpose Taxes .30 308,500.00
Human Resources	Taxes from Public Utilities 186,480.00	Veteran & Senior Citizen Taxes 46,700.00
Elections	Other Miscellaneous Tax Revenues	Total Taxes for Rate Computation 2.36 2,481,844.65
General Administration (other) 104,757.00	State Aid Revenues 26,917.24	Special District Taxes 49,500.00
JUDICIARY	Federal Aid Revenues	Bank Corp. Taxes 2,098.71
Municipal Courts 21,800.00	State and Local Fiscal Assistance Act Utilized 23,681.00	Added and Omitted Taxes 10,079.80
PUBLIC SAFETY	Sale of Acquired Property	Total Taxes Levied - ABSTRACT 2,496,823.22
Fire Protection 32,500.00	Other Miscellaneous Revenues 147,006.69	Total Taxes Billed 2,494,724.51
Police Protection 43,450.00	Total 2,647,585.32	1983 TAXES COLLECTED
Civil Defense & Disaster Control 425.00	Prior Years Surplus Appropriated 195,000.00	1983 Taxes Cancelled, Abated or Adjusted
Environmental Inspection & Control 22,005.00	REVENUES TOTAL 3,042,585.32	Transfer to Tax Title Liens or Foreclosed
Other Public Safety	Reserve For Uncollected Taxes 283,499.20	Balance Outstanding Dec. 31, 1983 283,225.07
PUBLIC WORKS	CAPITAL OUTLAY TOTAL 318,024.87	PRIOR YEARS TAXES OUTSTANDING
Streets and Drainage 195,752.02	Public Enterprises	Balance January 1, 1983 260,723.58
Sewers and Sewage Processing	Recreation—Culture	Collected in 1983 201,633.77
Garbage and Trash Disposal 29,850.00	Public Works 307,524.87	Cancelled, Abated or Adjusted 1983
Public Buildings and Grounds 28,700.00	Buildings and Grounds 10,500.00	Transfers to Tax Title Liens or Foreclosed
Other Public Works	Library and Education	Balance December 31, 1983 59,089.81
HEALTH and WELFARE	Conservation	TAX TITLE LIENS OUTSTANDING
Health Services Except Environmental 15,399.00	All Other	Balance January 1, 1983 61,670.76
Welfare-Public Assistance 2,150.00	CAPITAL DEBT AUTHORIZED, DECEMBER 31, 1983	Transfer From Taxes
Hospitals, Clinics, First Aid	ISSUED AND UNISSUED GROSS DEBT NET DEBT	Redeemed in 1983 28,789.02
Animal, Insect, & Rodent Control	School 1,056,542	Cancelled, Abated or Adjusted (1983)
Other Welfare Services	Self-liquidating 1,574,955 742,205	Transfers to Foreclosed Property
RECREATION and CONSERVATION	Other 2,631,498 742,205	Balance December 31, 1983 32,681.74
Beaches and Boardwalks	Total	PROPERTY ACQUIRED BY DEED OR
Parks, Playgrounds, Shade Trees	ISSUED AND OUTSTANDING	FORECLOSURE
Land Reclamation & Conservation 1,550.00	School	Balance January 1, 1983 960,700.00
Other Recreational Services 5,700.00	Self-Liquidating	Transfers From Taxes or Liens
EDUCATION (excluding schools)	Other	Sale for Cash (1983)
Libraries	Total 1,380,750.00	Cancelled, Abated or Adjusted (1983)
Other Educational Services	EQUALIZED VALUATION BASIS 1,380,750.00	Balance December 31, 1983 960,700.00
STATUTORY EXPENDITURES	FOR NET DEBT COMPUTATION 94,900,710	CURRENT FINANCES DECEMBER 31, 1983
Pensions & F. I. C. A. 25,000.00	REAL PROPERTY VALUATIONS	ASSETS
Employee Fringe Benefits	Code Class # of Parcels % VAL'N ASSESSED VALUATION	Cash Dec. 31, 1983 338,085.50
Other Statutory Expenditures 4,000.00	1 Vacant Land 998 6.85 6,374,750.00	Taxes Receivable 342,314.88
CETA And Other Public Employment Programs	2 Residential 1449 78.80 73,405,550.00	Tax Title Liens 32,801.74
MUNICIPAL FUNCTIONS TOTAL 622,168.02	3 Farm 354 9.92 9,237,794.00	Foreclosed Property 960,700.00
CAPITAL IMPROVEMENTS *MEMO*	4a Commercial 37 4.29 3,996,200.00	Emergencies & Other Deferred Charges 72,101.00
DEBT SERVICE	4b Industrial	State and Federal Aid Receivable 176.78
Principal Payments 17,000.00	4c Apartments 1 .08 71,100.00	Other Receivables 109,623.43
Interest Payments 24,223.50	Total 2839 93,085,394.00	Total 1,855,883.83
DEFERRED CHARGES 67,763.50	Land Area 27.35 Sq. Miles	LIABILITIES, RESERVES, AND SURPLUS
SCHOOL, COUNTY, SPECIAL DISTRICT TAXES 2,170,144.65	Net Valuation Taxable-Municipal 93,638,762	Cash Liabilities 178,615.03
RESERVE FOR UNCOLLECTED TAXES 283,499.20	Net Valuation Taxable-County 98,602,547	Reserves for Receivables 1,435,520.55
EXPENDITURES TOTAL 3,190,798.67	State Equalized Valuation 103,149,416	Surplus Dec. 31, 1983 241,748.25
	State Equalization Ratio 90.73	Total 1,855,883.83

1023

Population 1980 643
 Population 1983 652
 S & P Rating
 Moody Rating

General Tax Rate Per \$100. 2.19
 State Equalized Tax Rate 2.20

STOCKTON BOROUGH - HUNTERDON CO.**Form of Government:****Borough Council****Number of Members on Governing Body - 6****PER CAPITA:**

Gross Debt 894.02
 Net Debt 395.24
 Debt Service
 Total Tax Levy 582.02
 Municipal Expenditures 260.79

PER CENT:

Gross Debt 3.61
 Net Debt 1.60
 Tax Levy Collected 88.82
 Tax Levy Cancelled, Abated or Adjusted .70

EXPENDITURES		REVENUES-REALIZED		1983 PROPERTY TAX	
GENERAL GOVERNMENT				STATE EQUALIZED TAX RATE	
Governing Body & Public Boards	2,380.00	1983 Property Taxes Collected	337,431.66	Local District School Taxes .61	104,304.00
Municipal Clerk	1,750.00	1983 Payments in Lieu of Taxes		Regional & Consolidated School Tax .94	161,026.71
Financial Administration	4,600.00	Delinquent Tax & Lien Collections	42,925.59	School Taxes in Municipal Budget	
Assessment of Taxes	2,400.00	Business Personalty Replacement Taxes	5,690.00	County Taxes .43	73,155.25
Collection of Taxes	3,150.00	Taxes from Public Utilities	33,842.00	County Library Taxes .03	4,383.71
Planning, Housing & Development	1,950.00	Other Miscellaneous Tax Revenues		Local Municipal Purpose Taxes .20	34,654.78
Human Resources		State Aid Revenues	4,179.68	Veteran & Senior Citizen Taxes	9,750.00
Elections	350.00	Federal Aid Revenues		Total Taxes for Rate Computation 2.21	387,274.45
General Administration (other)	17,900.00	State and Local Fiscal Assistance Act Utilized	3,632.00	Special District Taxes	
JUDICIARY		Sale of Acquired Property		Bank Corp. Taxes	847.53
Municipal Courts	4,379.45	Other Miscellaneous Revenues	25,926.79	Added and Omitted Taxes	1,106.12
PUBLIC SAFETY		Total	453,627.72	Total Taxes Levied - ABSTRACT	379,478.10
Fire Protection	9,025.00	Prior Years Surplus Appropriated	35,000.00	Total Taxes Billed	379,896.04
Police Protection	3,500.00	REVENUES TOTAL	488,627.72	1983 TAXES COLLECTED	337,431.66
Civil Defense & Disaster Control	25.00	Reserve For Uncollected Taxes	55,428.25	1983 Taxes Cancelled, Abated or Adjusted	2,643.33
Environmental Inspection & Control	2,625.00	CAPITAL OUTLAY TOTAL	820.00	Transfer to Tax Title Liens or Foreclosed	
Other Public Safety				Balance Outstanding Dec. 31, 1983	39,821.05
PUBLIC WORKS				PRIOR YEARS TAXES OUTSTANDING	
Streets and Drainage	17,766.59	Public Enterprises		Balance January 1, 1983	53,521.44
Sewers and Sewage Processing		Recreation—Culture	820.00	Collected in 1983	42,925.59
Garbage and Trash Disposal	13,500.00	Public Works		Cancelled, Abated or Adjusted 1983	2.44
Public Buildings and Grounds	4,900.00	Buildings and Grounds		Transfers to Tax Title Liens or Foreclosed	
Other Public Works		Library and Education		Balance December 31, 1983	10,593.41
HEALTH and WELFARE		Conservation		TAX TITLE LIENS OUTSTANDING	
Health Services Except Environmental	275.00	All Other		Balance January 1, 1983	
Welfare-Public Assistance	175.00	CAPITAL DEBT AUTHORIZED, DECEMBER 31, 1983		Transfer From Taxes	
Hospitals, Clinics, First Aid		ISSUED AND UNISSUED GROSS DEBT NET DEBT		Redeemed in 1983	
Animal, Insect, & Rodent Control	650.00	School		Cancelled, Abated or Adjusted (1983)	
Other Welfare Services		Self-liquidating	582,899	Transfers to Foreclosed Property	
RECREATION and CONSERVATION		Other		Balance December 31, 1983	
Beaches and Boardwalks		Total	582,899	PROPERTY ACQUIRED BY DEED OR	
Parks, Playgrounds, Shade Trees	200.00			FORECLOSURE	
Land Reclamation & Conservation		ISSUED AND OUTSTANDING		Balance January 1, 1983	
Other Recreational Services	2,500.00	School		Transfers From Taxes or Liens	
EDUCATION (excluding schools)		Self-Liquidating	581,875.75	Sale for Cash (1983)	
Libraries		Other		Cancelled, Abated or Adjusted (1983)	
Other Educational Services		Total	581,875.75	Balance December 31, 1983	
STATUTORY EXPENDITURES		EQUALIZED VALUATION BASIS		CURRENT FINANCES DECEMBER 31, 1983	
Pensions & F. I. C. A.	3,867.39	FOR NET DEBT COMPUTATION	16,135,562	ASSETS	
Employee Fringe Benefits		REAL PROPERTY VALUATIONS		Cash Dec. 31, 1983	110,647.54
Other Statutory Expenditures	247.10	Code Class # of Parcels % VAL'N		Taxes Receivable	50,414.46
CETA And Other Public Employment Programs		1 Vacant Land 27 1.74	297,300.00	Tax Title Liens	
MUNICIPAL FUNCTIONS TOTAL	98,115.53	2 Residential 198 81.93	14,037,200.00	Foreclosed Property	
CAPITAL IMPROVEMENTS *MEMO*	500.00	3 Farm 8 3.89	667,250.00	Emergencies & Other Deferred Charges	2,633.94
DEBT SERVICE		4a Commercial 21 12.01	2,057,250.00	State and Federal Aid Receivable	3,352.26
Principal Payments		4b Industrial 1 .44	74,900.00	Other Receivables	10,532.89
Interest Payments		4c Apartments		Total	177,581.09
DEFERRED CHARGES	16,493.79	Total 255	17,133,900.00	LIABILITIES, RESERVES, AND SURPLUS	
SCHOOL, COUNTY, SPECIAL DISTRICT TAXES	342,869.67	Land Area .55 Sq. Miles		Cash Liabilities	35,296.30
RESERVE FOR UNCOLLECTED TAXES	55,428.25	Net Valuation Taxable-Municipal	17,296,343	Reserves for Receivables	60,947.35
EXPENDITURES TOTAL	512,907.24	Net Valuation Taxable-County	16,087,445	Surplus Dec. 31, 1983	81,337.44
		State Equalized Valuation	17,204,317	Total	177,581.09
		State Equalization Ratio	100.54		

0510
Population 1980 1,187
Population 1983 1,257
S & P Rating
Moody Rating A

General Tax Rate Per \$100. .90
State Equalized Tax Rate .94

STONE HARBOR BORO. - CAPE MAY CO.
Form of Government:
Borough Council
Number of Members on Governing Body - 6

PER CAPITA:
Gross Debt 3,837.07
Net Debt 3,162.48
Debt Service 339.80
Total Tax Levy 3,183.68
Municipal Expenditures 2,239.09

PER CENT:
Gross Debt 1.28
Net Debt 1.05
Tax Levy Collected 96.96
Tax Levy Cancelled, Abated or Adjusted

EXPENDITURES		REVENUES-REALIZED		1983 PROPERTY TAX	
GENERAL GOVERNMENT				STATE EQUALIZED TAX RATE →	
Governing Body & Public Boards		1983 Property Taxes Collected	3,875,764.53	Local District School Taxes .09	400,000.00
Municipal Clerk		1983 Payments in Lieu of Taxes		Regional & Consolidated School Tax	
Financial Administration	34,900.00	Delinquent Tax & Lien Collections	89,714.54	School Taxes in Municipal Budget	
Assessment of Taxes	13,990.00	Business Personalty Replacement Taxes	20,603.92	County Taxes	.39 1,627,328.80
Collection of Taxes	13,900.00	Taxes from Public Utilities	219,710.00	County Library Taxes	.02 98,668.43
Planning, Housing & Development	17,645.00	Other Miscellaneous Tax Revenues		Local Municipal Purpose Taxes	.43 1,819,245.65
Human Resources		State Aid Revenues	27,701.93	Veteran & Senior Citizen Taxes	21,300.00
Elections	475.00	Federal Aid Revenues		Total Taxes for Rate Computation	.93 3,966,542.88
General Administration (other)	385,541.24	State and Local Fiscal Assistance Act Utilized	32,857.00	Special District Taxes	
JUDICIARY		Sale of Acquired Property		Bank Corp. Taxes	4,394.96
Municipal Courts	27,000.00	Other Miscellaneous Revenues	676,339.57	Added and Omitted Taxes	52,250.95
PUBLIC SAFETY		Total	4,942,691.49	Total Taxes Levied - ABSTRACT	4,001,888.79
Fire Protection	26,500.00	Prior Years Surplus Appropriated	250,000.00	Total Taxes Billed	3,997,406.12
Police Protection	587,157.76	REVENUES TOTAL	5,192,691.49	1983 TAXES COLLECTED	3,875,764.53
Civil Defense & Disaster Control	3,500.00	Reserve For Uncollected Taxes	91,356.10	1983 Taxes Cancelled, Abated or Adjusted	
Environmental Inspection & Control	23,700.00	CAPITAL OUTLAY TOTAL	122,709.13	Transfer to Tax Title Liens or Foreclosed	
Other Public Safety		Public Enterprises	22,264.30	Balance Outstanding Dec. 31, 1983	121,641.59
PUBLIC WORKS		Recreation—Culture	4,975.28	PRIOR YEARS TAXES OUTSTANDING	
Streets and Drainage	131,200.00	Public Works	75,438.00	Balance January 1, 1983	89,714.54
Sewers and Sewage Processing		Buildings and Grounds	20,031.55	Collected in 1983	89,714.54
Garbage and Trash Disposal	322,027.00	Library and Education		Cancelled, Abated or Adjusted 1983	
Public Buildings and Grounds	89,720.00	Conservation		Transfers to Tax Title Liens or Foreclosed	
Other Public Works	22,000.00	All Other		Balance December 31, 1983	
HEALTH and WELFARE		CAPITAL DEBT AUTHORIZED, DECEMBER 31, 1983		TAX TITLE LIENS OUTSTANDING	
Health Services Except Environmental	900.00	ISSUED AND UNISSUED		Balance January 1, 1983	
Welfare-Public Assistance	925.00	School		Transfer From Taxes	
Hospitals, Clinics, First Aid		Self-liquidating	840,700	Redeemed in 1983	
Animal, Insect, & Rodent Control	1,500.00	Other	3,982,500	Cancelled, Abated or Adjusted (1983)	
Other Welfare Services		Total	4,823,200	Transfers to Foreclosed Property	
RECREATION and CONSERVATION		ISSUED AND OUTSTANDING		Balance December 31, 1983	
Beaches and Boardwalks	241,773.74	School		PROPERTY ACQUIRED BY DEED OR	
Parks, Playgrounds, Shade Trees	64,200.00	Self-Liquidating	840,700.00	FORECLOSURE	
Land Reclamation & Conservation		Other	3,890,200.00	Balance January 1, 1983	121,521.00
Other Recreational Services	11,200.00	Total	4,730,900.00	Transfers From Taxes or Liens	
EDUCATION (excluding schools)		EQUALIZED VALUATION BASIS		Sale for Cash (1983)	
Libraries		FOR NET DEBT COMPUTATION	376,976,127	Cancelled, Abated or Adjusted (1983)	
Other Educational Services		REAL PROPERTY VALUATIONS		Balance December 31, 1983	121,521.00
STATUTORY EXPENDITURES		Code Class # of Parcels % VAL'N		CURRENT FINANCES DECEMBER 31, 1983	
Pensions & F. I. C. A.	150,000.00	1 Vacant Land 153 3.37		ASSETS	
Employee Fringe Benefits	97,800.00	2 Residential 2426 87.16		Cash Dec. 31, 1983	2,123,906.24
Other Statutory Expenditures	13,500.00	3 Farm		Taxes Receivable	121,641.59
CETA And Other Public Employment Programs		4a Commercial 102 8.90		Tax Title Liens	
MUNICIPAL FUNCTIONS		4b Industrial		Foreclosed Property	121,521.00
CAPITAL IMPROVEMENTS		4c Apartments 1 .07		Emergencies & Other Deferred Charges	45,000.00
MEMO		Total 2682		State and Federal Aid Receivable	394.32
DEBT SERVICE		Land Area 1.24 Sq. Miles		Other Receivables	3,319.38
Principal Payments	207,800.00	Net Valuation Taxable-Municipal	440,307,480	Total	2,415,782.53
Interest Payments	219,326.37	Net Valuation Taxable-County	392,253,761	LIABILITIES, RESERVES, AND SURPLUS	
		State Equalized Valuation	421,616,453	Cash Liabilities	338,738.85
		State Equalization Ratio	104.44	Reserves for Receivables	246,481.97
DEFERRED CHARGES				Surplus Dec. 31, 1983	1,830,561.71
SCHOOL, COUNTY, SPECIAL DISTRICT TAXES	15,000.00			Total	2,415,782.53
RESERVE FOR UNCOLLECTED TAXES	2,125,997.23				
EXPENDITURES TOTAL	4,940,534.44				

0612
Population 1980 1,365
Population 1983 1,369
S & P Rating
Moody Rating

General Tax Rate Per \$100.
3.16
State Equalized Tax Rate
2.71

STOW CREEK TWP. - CUMBERLAND CO.
Form of Government:
Township Committee
Number of Members on Governing Body - 3

PER CAPITA:
Gross Debt 346.07
Net Debt
Debt Service
Total Tax Levy 446.18
Municipal Expenditures 178.82
PER CENT:
Gross Debt 2.24
Net Debt
Tax Levy Collected 87.89
Tax Levy Cancelled, Abated or Adjusted

EXPENDITURES		REVENUES-REALIZED		1983 PROPERTY TAX	
GENERAL GOVERNMENT				STATE EQUALIZED TAX RATE	
Governing Body & Public Boards		1983 Property Taxes Collected	537,888.87	Local District School Taxes .87	195,745.60
Municipal Clerk		1983 Payments in Lieu of Taxes	52,817.30	Regional & Consolidated School Tax .61	135,792.32
Financial Administration	8,600.00	Delinquent Tax & Lien Collections	20,759.60	School Taxes in Municipal Budget	
Assessment of Taxes	5,200.00	Business Personalty Replacement Taxes	79,843.00	County Taxes 1.22 *	274,769.16
Collection of Taxes	4,950.00	Taxes from Public Utilities		County Library Taxes	
Planning, Housing & Development	6,700.00	Other Miscellaneous Tax Revenues	7,685.21	Local Municipal Purpose Taxes	
Human Resources		State Aid Revenues	4,000.00	Veteran & Senior Citizen Taxes	19,350.00
Elections		Federal Aid Revenues		Total Taxes for Rate Computation 2.70	625,657.08
General Administration (other)	30,700.00	State and Local Fiscal Assistance Act Utilized		Special District Taxes	
JUDICIARY		Sale of Acquired Property	67,836.01	Bank Corp. Taxes	
Municipal Courts	6,300.00	Other Miscellaneous Revenues	770,829.99	Added and Omitted Taxes	4,518.77
PUBLIC SAFETY		Total	102,355.04	Total Taxes Levied - ABSTRACT	610,825.85
Fire Protection	11,400.00	Prior Years Surplus Appropriated	873,185.03	Total Taxes Billed	611,999.76
Police Protection	3,000.00	REVENUES TOTAL	83,316.03	1983 TAXES COLLECTED	537,888.87
Civil Defense & Disaster Control	2,700.00			1983 Taxes Cancelled, Abated or Adjusted	
Environmental Inspection & Control	5,000.00			Transfer to Tax Title Liens or Foreclosed	3,006.39
Other Public Safety				Balance Outstanding Dec. 31, 1983	71,104.50
PUBLIC WORKS		CAPITAL OUTLAY TOTAL		PRIOR YEARS TAXES OUTSTANDING	
Streets and Drainage	14,200.00	Public Enterprises		Balance January 1, 1983	55,505.29
Sewers and Sewage Processing		Recreation—Culture		Collected in 1983	52,631.37
Garbage and Trash Disposal	24,750.00	Public Works		Cancelled, Abated or Adjusted 1983	275.00
Public Buildings and Grounds	20,000.00	Buildings and Grounds		Transfers to Tax Title Liens or Foreclosed	1,244.85
Other Public Works		Library and Education		Balance December 31, 1983	1,354.07
HEALTH and WELFARE		Conservation		TAX TITLE LIENS OUTSTANDING	
Health Services Except Environmental	100.00	All Other		Balance January 1, 1983	2,539.08
Welfare-Public Assistance	4,400.00			Transfer From Taxes	4,371.10
Hospitals, Clinics, First Aid	200.00			Redeemed in 1983	185.93
Animal, Insect, & Rodent Control	5,200.00			Cancelled, Abated or Adjusted (1983)	
Other Welfare Services				Transfers to Foreclosed Property	
RECREATION and CONSERVATION				Balance December 31, 1983	6,724.25
Beaches and Boardwalks				PROPERTY ACQUIRED BY DEED OR FORECLOSURE	
Parks, Playgrounds, Shade Trees				Balance January 1, 1983	
Land Reclamation & Conservation				Transfers From Taxes or Liens	
Other Recreational Services				Sale for Cash (1983)	
EDUCATION (excluding schools)				Cancelled, Abated or Adjusted (1983)	
Libraries				Balance December 31, 1983	
Other Educational Services				CURRENT FINANCES DECEMBER 31, 1983	
STATUTORY EXPENDITURES				ASSETS	
Pensions & F. I. C. A.	4,500.00			Cash Dec. 31, 1983	889,615.25
Employee Fringe Benefits				Taxes Receivable	72,458.57
Other Statutory Expenditures	1,000.00			Tax Title Liens	6,724.25
CETA And Other Public Employment Programs				Foreclosed Property	
MUNICIPAL FUNCTIONS TOTAL	158,900.00			Emergencies & Other Deferred Charges	
CAPITAL IMPROVEMENTS *MEMO*	10,000.00			State and Federal Aid Receivable	10,254.61
DEBT SERVICE				Other Receivables	7,378.95
Principal Payments				Total	986,431.63
Interest Payments				LIABILITIES, RESERVES, AND SURPLUS	
DEFERRED CHARGES				Cash Liabilities	428,724.90
SCHOOL, COUNTY, SPECIAL DISTRICT TAXES	2,583.84			Reserves for Receivables	86,561.77
RESERVE FOR UNCOLLECTED TAXES	606,307.08			Surplus Dec. 31, 1983	471,144.96
EXPENDITURES TOTAL	851,106.95			Total	986,431.63

0432
Population 1980 8,005
Population 1983 7,867
S & P Rating
Moody Rating BAA1

General Tax Rate Per \$100. 3.97
State Equalized Tax Rate 2.82

STRATFORD BOROUGH – CAMDEN COUNTY
Form of Government:
Borough Council
Number of Members on Governing Body – 6

PER CAPITA:
Gross Debt 101.18
Net Debt 44.50
Debt Service 8.52
Total Tax Levy 509.96
Municipal Expenditures 146.15

PER CENT:
Gross Debt .60
Net Debt .26
Tax Levy Collected 96.88
Tax Levy Cancelled, Abated or Adjusted .09

EXPENDITURES		REVENUES-REALIZED		1983 PROPERTY TAX	
GENERAL GOVERNMENT				STATE EQUALIZED TAX RATE →	
Governing Body & Public Boards		1983 Property Taxes Collected		Local District School Taxes .89	1,272,081.44
Municipal Clerk		1983 Payments in Lieu of Taxes		Regional & Consolidated School Tax .57	808,638.96
Financial Administration	11,727.54	Delinquent Tax & Lien Collections		School Taxes in Municipal Budget	
Assessment of Taxes	10,209.73	Business Personalty Replacement Taxes		County Taxes 1.14	* 1,618,273.59
Collection of Taxes	9,183.10	Taxes from Public Utilities		County Library Taxes	
Planning, Housing & Development	2,569.10	Other Miscellaneous Tax Revenues		Local Municipal Purpose Taxes .21	299,803.34
Human Resources		State Aid Revenues		Veteran & Senior Citizen Taxes	80,450.00
Elections	4,534.64	Federal Aid Revenues		Total Taxes for Rate Computation 2.81	4,079,247.33
General Administration (other)	124,682.33	State and Local Fiscal Assistance Act Utilized		Special District Taxes	
JUDICIARY		Sale of Acquired Property		Bank Corp. Taxes	3,016.20
Municipal Courts	22,490.32	Other Miscellaneous Revenues		Added and Omitted Taxes	10,016.65
PUBLIC SAFETY		Total		Total Taxes Levied - ABSTRACT	4,011,830.18
Fire Protection	43,540.16	Prior Years Surplus Appropriated		Total Taxes Billed	4,010,448.49
Police Protection	209,676.27	REVENUES TOTAL		1983 TAXES COLLECTED	3,885,238.03
Civil Defense & Disaster Control	25.00	Reserve For Uncollected Taxes		1983 Taxes Cancelled, Abated or Adjusted	3,754.86
Environmental Inspection & Control	6,483.49	CAPITAL OUTLAY TOTAL		Transfer to Tax Title Liens or Foreclosed	28,813.66
Other Public Safety				Balance Outstanding Dec. 31, 1983	92,641.94
PUBLIC WORKS				PRIOR YEARS TAXES OUTSTANDING	
Streets and Drainage	108,238.55	Public Enterprises		Balance January 1, 1983	155,684.44
Sewers and Sewage Processing		Recreation—Culture		Collected in 1983	119,777.90
Garbage and Trash Disposal	97,666.66	Public Works		Cancelled, Abated or Adjusted 1983	
Public Buildings and Grounds	16,840.00	Buildings and Grounds		Transfers to Tax Title Liens or Foreclosed	35,906.54
Other Public Works		Library and Education		Balance December 31, 1983	
HEALTH and WELFARE		Conservation		TAX TITLE LIENS OUTSTANDING	
Health Services Except Environmental	1,813.01	All Other		Balance January 1, 1983	45,106.99
Welfare-Public Assistance	8,920.00	CAPITAL DEBT AUTHORIZED, DECEMBER 31, 1983		Transfer From Taxes	64,978.03
Hospitals, Clinics, First Aid		ISSUED AND UNISSUED GROSS DEBT		Redeemed in 1983	9,674.30
Animal, Insect, & Rodent Control		NET DEBT		Cancelled, Abated or Adjusted (1983)	
Other Welfare Services				Transfers to Foreclosed Property	
RECREATION and CONSERVATION				Balance December 31, 1983	100,410.72
Beaches and Boardwalks				PROPERTY ACQUIRED BY DEED OR FORECLOSURE	
Parks, Playgrounds, Shade Trees	20,803.00			Balance January 1, 1983	30,763.00
Land Reclamation & Conservation				Transfers From Taxes or Liens	
Other Recreational Services	2,608.63			Sale for Cash (1983)	17,000.00
EDUCATION (excluding schools)				Cancelled, Abated or Adjusted (1983)	
Libraries	33,520.00			Balance December 31, 1983	13,763.00
Other Educational Services				CURRENT FINANCES DECEMBER 31, 1983	
STATUTORY EXPENDITURES				ASSETS	
Pensions & F. I. C. A.	57,590.84			Cash Dec. 31, 1983	373,527.63
Employee Fringe Benefits	34,283.70			Taxes Receivable	92,641.94
Other Statutory Expenditures	2,830.57			Tax Title Liens	100,410.72
CETA And Other Public Employment Programs				Foreclosed Property	13,763.00
MUNICIPAL FUNCTIONS				Emergencies & Other Deferred Charges	
CAPITAL IMPROVEMENTS				State and Federal Aid Receivable	
DEBT SERVICE				Other Receivables	27,311.21
Principal Payments	18,565.69			Total	607,654.50
Interest Payments	48,459.01			LIABILITIES, RESERVES, AND SURPLUS	
DEFERRED CHARGES				Cash Liabilities	74,552.35
SCHOOL, COUNTY, SPECIAL DISTRICT TAXES	3,698,993.99			Reserves for Receivables	234,126.87
RESERVE FOR UNCOLLECTED TAXES	190,438.38			Surplus Dec. 31, 1983	298,975.28
EXPENDITURES TOTAL	4,843,793.71			Total	607,654.50

2018
Population 1980 21,071
Population 1983 21,194
S & P Rating AA
Moody Rating AAI

General Tax Rate Per \$100. 1.92
State Equalized Tax Rate 1.85

SUMMIT CITY - UNION COUNTY
Form of Government:
City Charter Act (P.L. 1899 c. 52)
Number of Members on Governing Body - 7

PER CAPITA:
Gross Debt 656.49
Net Debt 353.26
Debt Service 74.94
Total Tax Levy 978.35
Municipal Expenditures 596.49

PER CENT:
Gross Debt 1.33
Net Debt .74
Tax Levy Collected 97.73
Tax Levy Cancelled, Abated or Adjusted .14

EXPENDITURES		REVENUES-REALIZED		1983 PROPERTY TAX	
GENERAL GOVERNMENT				STATE EQUALIZED TAX RATE → .93	
Governing Body & Public Boards	126,751.40	1983 Property Taxes Collected	20,240,922.35	Local District School Taxes	10,332,722.50
Municipal Clerk		1983 Payments in Lieu of Taxes		Regional & Consolidated School Tax	
Financial Administration	119,790.26	Delinquent Tax & Lien Collections	408,843.62	School Taxes in Municipal Budget	692,207.75
Assessment of Taxes	50,949.77	Business Personalty Replacement Taxes	429,229.96	County Taxes	5,392,457.16
Collection of Taxes	41,865.00	Taxes from Public Utilities	2,422,891.00	County Library Taxes	
Planning, Housing & Development	62,530.00	Other Miscellaneous Tax Revenues		Local Municipal Purpose Taxes	4,177,291.32
Human Resources	35,088.00	State Aid Revenues	248,121.83	Veteran & Senior Citizen Taxes	139,300.00
Elections		Federal Aid Revenues		Total Taxes for Rate Computation	20,733,978.73
General Administration (other)	1,282,384.07	State and Local Fiscal Assistance Act Utilized	110,414.45	Special District Taxes	
JUDICIARY		Sale of Acquired Property		Bank Corp. Taxes	71,615.33
Municipal Courts	147,918.00	Other Miscellaneous Revenues	2,860,947.09	Added and Omitted Taxes	68,950.26
PUBLIC SAFETY		Total	26,721,370.30	Total Taxes Levied - ABSTRACT	20,735,244.32
Fire Protection	1,151,799.00	Prior Years Surplus Appropriated	2,900,000.00	Total Taxes Billed	20,711,272.60
Police Protection	1,571,267.00	REVENUES TOTAL	29,621,370.30	1983 TAXES COLLECTED	20,240,922.35
Civil Defense & Disaster Control	10,380.00	Reserve For Uncollected Taxes	1,807,489.90	1983 Taxes Cancelled, Abated or Adjusted	28,647.22
Environmental Inspection & Control	110,685.00	CAPITAL OUTLAY TOTAL	494,639.59	Transfer to Tax Title Liens or Foreclosed	5,002.86
Other Public Safety				Balance Outstanding Dec. 31, 1983	436,700.17
PUBLIC WORKS				PRIOR YEARS TAXES OUTSTANDING	
Streets and Drainage	546,307.00	Public Enterprises	5,688.13	Balance January 1, 1983	622,585.43
Sewers and Sewage Processing	302,235.00	Recreation—Culture	19,988.09	Collected in 1983	406,628.70
Garbage and Trash Disposal	736,354.00	Public Works	16,297.52	Cancelled, Abated or Adjusted 1983	1,180.48
Public Buildings and Grounds	303,048.00	Buildings and Grounds	452,665.85	Transfers to Tax Title Liens or Foreclosed	
Other Public Works		Library and Education		Balance December 31, 1983	214,776.25
HEALTH and WELFARE		Conservation		TAX TITLE LIENS OUTSTANDING	
Health Services Except Environmental	175,247.00	All Other		Balance January 1, 1983	12,055.37
Welfare-Public Assistance	34,975.00	CAPITAL DEBT AUTHORIZED, DECEMBER 31, 1983		Transfer From Taxes	5,002.86
Hospitals, Clinics, First Aid		ISSUED AND UNISSUED GROSS DEBT		Redeemed in 1983	2,214.92
Animal, Insect, & Rodent Control	17,700.00	School	6,426,600	Cancelled, Abated or Adjusted (1983)	
Other Welfare Services		Self-liquidating		Transfers to Foreclosed Property	
RECREATION and CONSERVATION		Other	7,486,970	Balance December 31, 1983	14,843.31
Beaches and Boardwalks		Total	13,913,570	PROPERTY ACQUIRED BY DEED OR FORECLOSURE	
Parks, Playgrounds, Shade Trees	249,580.00	ISSUED AND OUTSTANDING		Balance January 1, 1983	47,700.00
Land Reclamation & Conservation	20,578.52	School	4,739,000.00	Transfers From Taxes or Liens	
Other Recreational Services	404,120.00	Self-Liquidating		Sale for Cash (1983)	30,450.00
EDUCATION (excluding schools)		Other	6,676,000.00	Cancelled, Abated or Adjusted (1983)	6,450.00
Libraries		Total	11,415,000.00	Balance December 31, 1983	4,800.00
Other Educational Services	384,922.00	EQUALIZED VALUATION BASIS FOR NET DEBT COMPUTATION	1,009,961,462	CURRENT FINANCES DECEMBER 31, 1983	
STATUTORY EXPENDITURES		REAL PROPERTY VALUATIONS		ASSETS	
Pensions & F. I. C. A.	945,522.98	Code Class # of Parcels % VAL'N		Cash Dec. 31, 1983	5,531,051.82
Employee Fringe Benefits		1 Vacant Land 240 1.30		Taxes Receivable	651,476.42
Other Statutory Expenditures	22,000.00	2 Residential 5438 76.46		Tax Title Liens	14,843.31
CETA And Other Public Employment Programs		3 Farm		Foreclosed Property	4,800.00
MUNICIPAL FUNCTIONS TOTAL	8,899,997.00	4a Commercial 308 10.36		Emergencies & Other Deferred Charges	59,250.00
CAPITAL IMPROVEMENTS *MEMO*	29,365.25	4b Industrial 15 6.39		State and Federal Aid Receivable	
DEBT SERVICE		4c Apartments 150 5.49		Other Receivables	35,262.68
Principal Payments	635,000.00	Total 6151	1,061,935,500.00	Total	6,296,684.23
Interest Payments	953,195.76	Land Area 6.00 Sq. Miles		LIABILITIES, RESERVES, AND SURPLUS	
TYPE I SCHL DEBT *MEMO	692,207.75	Net Valuation Taxable-Municipal	1,075,120,955	Cash Liabilities	1,630,664.06
DEFERRED CHARGES	346,406.99	Net Valuation Taxable-County	1,061,308,997	Reserves for Receivables	706,382.41
SCHOOL, COUNTY, SPECIAL DISTRICT TAXES	16,417,387.41	State Equalized Valuation	1,116,465,497	Surplus Dec. 31, 1983	3,959,637.76
RESERVE FOR UNCOLLECTED TAXES	1,807,489.90	State Equalization Ratio	96.28	Total	6,296,684.23
EXPENDITURES TOTAL	29,059,477.06				

1531
Population 1980 1,571
Population 1983 1,556
S & P Rating
Moody Rating

General Tax Rate Per \$100. .91
State Equalized Tax Rate .95

SURF CITY BOROUGH – OCEAN COUNTY
Form of Government:
Borough Council
Number of Members on Governing Body – 6

PER CAPITA:
Gross Debt 688.06
Net Debt 143.69
Debt Service
Total Tax Levy 1,376.73
Municipal Expenditures 881.09
PER CENT:
Gross Debt .54
Net Debt .11
Tax Levy Collected 93.87
Tax Levy Cancelled, Abated or Adjusted

EXPENDITURES		REVENUES-REALIZED		1983 PROPERTY TAX	
GENERAL GOVERNMENT				STATE EQUALIZED TAX RATE	
Governing Body & Public Boards		1983 Property Taxes Collected	2,010,086.78	Local District School Taxes .08	171,214.77
Municipal Clerk	19,700.00	1983 Payments in Lieu of Taxes		Regional & Consolidated School Tax .22	491,051.14
Financial Administration	11,950.00	Delinquent Tax & Lien Collections	103,941.46	School Taxes in Municipal Budget	
Assessment of Taxes	28,250.00	Business Personalty Replacement Taxes	10,951.68	County Taxes .43	* 959,912.90
Collection of Taxes	12,750.00	Taxes from Public Utilities	161,305.00	County Library Taxes .03	61,661.34
Planning, Housing & Development		Other Miscellaneous Tax Revenues		Local Municipal Purpose Taxes .20	446,000.00
Human Resources		State Aid Revenues	8,494.18	Veteran & Senior Citizen Taxes	36,950.00
Elections		Federal Aid Revenues		Total Taxes for Rate Computation .96	2,166,790.15
General Administration (other)	149,650.00	State and Local Fiscal Assistance Act Utilized	43,487.00	Special District Taxes	
JUDICIARY	16,800.00	Sale of Acquired Property		Bank Corp. Taxes	743.00
Municipal Courts		Other Miscellaneous Revenues	337,332.95	Added and Omitted Taxes	11,602.10
PUBLIC SAFETY		Total	2,675,599.05	Total Taxes Levied - ABSTRACT	2,142,185.25
Fire Protection	19,500.00	Prior Years Surplus Appropriated	495,000.00	Total Taxes Billed	2,141,442.25
Police Protection	271,163.00	REVENUES TOTAL	3,170,599.05	1983 TAXES COLLECTED	2,010,086.78
Civil Defense & Disaster Control	1,199.00	Reserve For Uncollected Taxes	212,600.00	1983 Taxes Cancelled, Abated or Adjusted	
Environmental Inspection & Control	14,700.00	CAPITAL OUTLAY TOTAL	299,654.79	Transfer to Tax Title Liens or Foreclosed	
Other Public Safety	27,650.00			Balance Outstanding Dec. 31, 1983	131,355.47
PUBLIC WORKS	140,424.00	Public Enterprises	154,043.98	PRIOR YEARS TAXES OUTSTANDING	
Streets and Drainage		Recreation—Culture		Balance January 1, 1983	108,353.16
Sewers and Sewage Processing	92,500.00	Public Works		Collected in 1983	103,941.46
Garbage and Trash Disposal	33,250.00	Buildings and Grounds	145,610.81	Cancelled, Abated or Adjusted 1983	
Public Buildings and Grounds		Library and Education		Transfers to Tax Title Liens or Foreclosed	
Other Public Works		Conservation		Balance December 31, 1983	4,411.70
HEALTH and WELFARE		All Other		TAX TITLE LIENS OUTSTANDING	
Health Services Except Environmental	3,701.00	CAPITAL DEBT AUTHORIZED, DECEMBER 31, 1983		Balance January 1, 1983	
Welfare-Public Assistance	11,000.00	ISSUED AND UNISSUED		Transfer From Taxes	
Hospitals, Clinics, First Aid	4,100.00	School	207,792	Redeemed in 1983	
Animal, Insect, & Rodent Control	3,400.00	Self-liquidating	639,250	Cancelled, Abated or Adjusted (1983)	
Other Welfare Services		Other	223,576	Transfers to Foreclosed Property	
RECREATION and CONSERVATION	126,800.00	Total	1,070,618	Balance December 31, 1983	
Beaches and Boardwalks	5,600.00	ISSUED AND OUTSTANDING		PROPERTY ACQUIRED BY DEED OR	
Parks, Playgrounds, Shade Trees		School	201,170.26	FORECLOSURE	
Land Reclamation & Conservation		Self-Liquidating	230,000.00	Balance January 1, 1983	4,725.00
Other Recreational Services		Other	135,000.00	Transfers From Taxes or Liens	
EDUCATION (excluding schools)	700.00	Total	566,170.26	Sale for Cash (1983)	
Libraries		EQUALIZED VALUATION BASIS		Cancelled, Abated or Adjusted (1983)	
Other Educational Services		FOR NET DEBT COMPUTATION	193,681,244	Balance December 31, 1983	4,725.00
STATUTORY EXPENDITURES	71,566.00	REAL PROPERTY VALUATIONS		CURRENT FINANCES DECEMBER 31, 1983	
Pensions & F. I. C. A.	36,500.00	Code Class # of Parcels % VAL'N		ASSETS	
Employee Fringe Benefits	7,500.00	1 Vacant Land 153 3.38	7,852,176.00	Cash Dec. 31, 1983	912,140.10
Other Statutory Expenditures		2 Residential 1923 89.69	208,069,900.00	Taxes Receivable	135,767.17
CETA And Other Public Employment Programs	1,116,353.00	3 Farm		Tax Title Liens	
MUNICIPAL FUNCTIONS TOTAL	20,000.00	4a Commercial 78 6.59	15,285,100.00	Foreclosed Property	4,725.00
CAPITAL IMPROVEMENTS *MEMO*		4b Industrial		Emergencies & Other Deferred Charges	48,000.00
DEBT SERVICE		4c Apartments 2 .34	780,800.00	State and Federal Aid Receivable	
Principal Payments		Total 2156	231,987,976.00	Other Receivables	64,723.21
Interest Payments		Land Area .65 Sq. Miles		Total	1,165,355.48
DEFERRED CHARGES	42,021.00	Net Valuation Taxable-Municipal	234,739,687	LIABILITIES, RESERVES, AND SURPLUS	
SCHOOL, COUNTY, SPECIAL DISTRICT TAXES	1,683,840.15	Net Valuation Taxable-County	207,170,906	Cash Liabilities	468,814.86
RESERVE FOR UNCOLLECTED TAXES	212,600.00	State Equalized Valuation	225,945,838	Reserves for Receivables	205,215.38
EXPENDITURES TOTAL	3,054,814.15	State Equalization Ratio	103.94	Surplus Dec. 31, 1983	491,325.24
				Total	1,165,355.48

1921
Population 1980 2,418
Population 1983 2,399
S & P Rating
Moody Rating

General Tax Rate Per \$100. 3.85
State Equalized Tax Rate 2.77

SUSSEX BOROUGH - SUSSEX COUNTY

Form of Government:

Borough Council

Number of Members on Governing Body - 6

PER CAPITA:

Gross Debt 1,294.13
Net Debt 79.18
Debt Service
Total Tax Levy 402.90
Municipal Expenditures 198.62

PER CENT:

Gross Debt 9.93
Net Debt .61
Tax Levy Collected 91.12
Tax Levy Cancelled, Abated or Adjusted

EXPENDITURES		REVENUES-REALIZED		1983 PROPERTY TAX	
GENERAL GOVERNMENT				STATE EQUALIZED TAX RATE →	
Governing Body & Public Boards		1983 Property Taxes Collected	873,129.13	Local District School Taxes	
Municipal Clerk		1983 Payments in Lieu of Taxes		Regional & Consolidated School Tax	1.73
Financial Administration	5,808.25	Delinquent Tax & Lien Collections	84,014.21	School Taxes in Municipal Budget	
Assessment of Taxes	4,760.00	Business Personalty Replacement Taxes	38,013.20	County Taxes	.59 *
Collection of Taxes	5,568.00	Taxes from Public Utilities	104,184.00	County Library Taxes	.03
Planning, Housing & Development	6,800.00	Other Miscellaneous Tax Revenues		Local Municipal Purpose Taxes	.42
Human Resources		State Aid Revenues	50,640.60	Veteran & Senior Citizen Taxes	
Elections		Federal Aid Revenues		Total Taxes for Rate Computation	2.77
General Administration (other)	45,327.66	State and Local Fiscal Assistance Act Utilized	12,348.00	Special District Taxes	
JUDICIARY		Sale of Acquired Property		Bank Corp. Taxes	8,291.61
Municipal Courts	12,761.87	Other Miscellaneous Revenues	38,228.62	Added and Omitted Taxes	1,350.70
PUBLIC SAFETY		Total	1,200,557.76	Total Taxes Levied - ABSTRACT	966,562.15
Fire Protection	17,941.00	Prior Years Surplus Appropriated	105,000.00	Total Taxes Billed	958,270.54
Police Protection	95,648.00	REVENUES TOTAL	1,305,557.76	1983 TAXES COLLECTED	873,129.13
Civil Defense & Disaster Control		Reserve For Uncollected Taxes	119,271.93	1983 Taxes Cancelled, Abated or Adjusted	
Environmental Inspection & Control	5,000.00	CAPITAL OUTLAY TOTAL	1,177,791.10	Transfer to Tax Title Liens or Foreclosed Balance Outstanding Dec. 31, 1983	85,141.41
Other Public Safety				PRIOR YEARS TAXES OUTSTANDING	
PUBLIC WORKS		Public Enterprises	1,018,071.57	Balance January 1, 1983	92,300.40
Streets and Drainage	79,900.07	Recreation—Culture		Collected in 1983	78,134.65
Sewers and Sewage Processing		Public Works	145,620.97	Cancelled, Abated or Adjusted 1983	
Garbage and Trash Disposal	4,057.73	Buildings and Grounds	14,098.56	Transfers to Tax Title Liens or Foreclosed Balance December 31, 1983	14,165.75
Public Buildings and Grounds	11,213.85	Library and Education		TAX TITLE LIENS OUTSTANDING	
Other Public Works		Conservation		Balance January 1, 1983	27,496.65
HEALTH and WELFARE		All Other		Transfer From Taxes	
Health Services Except Environmental	9,108.00	CAPITAL DEBT AUTHORIZED, DECEMBER 31, 1983		Redeemed in 1983	5,879.56
Welfare-Public Assistance	8,600.00	ISSUED AND UNISSUED		Cancelled, Abated or Adjusted (1983)	
Hospitals, Clinics, First Aid		School	503,509	Transfers to Foreclosed Property	
Animal, Insect, & Rodent Control		Self-Liquidating	2,411,149	Balance December 31, 1983	21,617.09
Other Welfare Services		Other	189,950	PROPERTY ACQUIRED BY DEED OR FORECLOSURE	
RECREATION and CONSERVATION		Total	3,104,608	Balance January 1, 1983	172,600.00
Beaches and Boardwalks		ISSUED AND OUTSTANDING		Transfers From Taxes or Liens	
Parks, Playgrounds, Shade Trees		School	503,509.54	Sale for Cash (1983)	
Land Reclamation & Conservation		Self-Liquidating	1,470,000.00	Cancelled, Abated or Adjusted (1983)	
Other Recreational Services	1,500.00	Other		Balance December 31, 1983	172,600.00
EDUCATION (excluding schools)		Total	1,973,509.54	CURRENT FINANCES DECEMBER 31, 1983	
Libraries	1,500.00	EQUALIZED VALUATION BASIS FOR NET DEBT COMPUTATION	31,280,539	ASSETS	
Other Educational Services		REAL PROPERTY VALUATIONS		Cash Dec. 31, 1983	133,498.54
STATUTORY EXPENDITURES		Code Class # of Parcels % VAL'N	ASSESSED VALUATION	Taxes Receivable	99,307.16
Pensions & F. I. C. A.	19,189.00	1 Vacant Land 39 1.14	257,425.00	Tax Title Liens	21,617.09
Employee Fringe Benefits	8,533.53	2 Residential 414 60.54	13,698,600.00	Foreclosed Property	172,600.00
Other Statutory Expenditures	1,800.00	3 Farm 7 .37	83,300.00	Emergencies & Other Deferred Charges	5,844.07
CETA And Other Public Employment Programs		4a Commercial 88 23.79	5,383,600.00	State and Federal Aid Receivable	
MUNICIPAL FUNCTIONS TOTAL	345,016.96	4b Industrial 3 .51	115,800.00	Other Receivables	160,970.43
CAPITAL IMPROVEMENTS *MEMO*	4,500.00	4c Apartments 4 13.65	3,087,500.00	Total	593,837.29
DEBT SERVICE		Total 555	22,626,225.00	LIABILITIES, RESERVES, AND SURPLUS	
Principal Payments		Land Area .75 Sq. Miles		Cash Liabilities	38,224.56
Interest Payments				Reserves for Receivables	454,494.68
DEFERRED CHARGES	12,209.73	Net Valuation Taxable-Municipal	24,914,765	Surplus Dec. 31, 1983	101,118.05
SCHOOL, COUNTY, SPECIAL DISTRICT TAXES	813,095.99	Net Valuation Taxable-County	35,164,456	Total	593,837.29
RESERVE FOR UNCOLLECTED TAXES	119,271.93	State Equalized Valuation	33,731,321		
EXPENDITURES TOTAL	1,289,594.61	State Equalization Ratio	71.96		

0817
Population 1980 2,031
Population 1983 2,045
S & P Rating
Moody Rating

General Tax Rate Per \$100. 2.74
State Equalized Tax Rate 2.51

SWEDESBORO BORO. - GLOUCESTER CO.
Form of Government:
Borough Council
Number of Members on Governing Body - 6

PER CAPITA:
Gross Debt 118.76
Net Debt 22.05
Debt Service 9.36
Total Tax Levy 414.49
Municipal Expenditures 267.65
PER CENT:
Gross Debt .91
Net Debt .17
Tax Levy Collected 85.52
Tax Levy Cancelled, Abated or Adjusted

EXPENDITURES		REVENUES-REALIZED		1983 PROPERTY TAX	
GENERAL GOVERNMENT		1983 Property Taxes Collected		STATE EQUALIZED TAX RATE	
Governing Body & Public Boards	7,150.00		722,691.48	Local District School Taxes .84	249,226.45
Municipal Clerk	16,000.00			Regional & Consolidated School Tax .77	229,064.88
Financial Administration	12,289.00	1983 Payments in Lieu of Taxes	111,271.86	School Taxes in Municipal Budget	
Assessment of Taxes	5,900.00	Delinquent Tax & Lien Collections	86,783.12	County Taxes .66	196,955.53
Collection of Taxes	6,089.00	Business Personalty Replacement Taxes	130,839.00	County Library Taxes .02	5,413.66
Planning, Housing & Development	2,152.00	Taxes from Public Utilities		Local Municipal Purpose Taxes .23	67,825.00
Human Resources		Other Miscellaneous Tax Revenues		Veteran & Senior Citizen Taxes	30,000.00
Elections	1,465.25	State Aid Revenues	44,233.00	Total Taxes for Rate Computation 2.52	778,485.52
General Administration (other)	47,755.50	Federal Aid Revenues		Special District Taxes	93,866.50
JUDICIARY		State and Local Fiscal Assistance Act Utilized	18,042.00	Bank Corp. Taxes	2,075.43
Municipal Courts	11,711.00	Sale of Acquired Property	250.00	Added and Omitted Taxes	3,210.34
PUBLIC SAFETY		Other Miscellaneous Revenues	79,597.46	Total Taxes Levied - ABSTRACT	847,637.79
Fire Protection	25,472.00	Total	1,193,707.92	Total Taxes Billed	845,022.36
Police Protection	101,854.62	Prior Years Surplus Appropriated	92,629.53	1983 TAXES COLLECTED	722,691.48
Civil Defense & Disaster Control	200.00	REVENUES TOTAL	1,286,337.45	1983 Taxes Cancelled, Abated or Adjusted	
Environmental Inspection & Control	18,057.00	Reserve For Uncollected Taxes	130,353.90	Transfer to Tax Title Liens or Foreclosed	12,417.52
Other Public Safety		CAPITAL OUTLAY TOTAL	2,028.52	Balance Outstanding Dec. 31, 1983	109,913.36
PUBLIC WORKS				PRIOR YEARS TAXES OUTSTANDING	
Streets and Drainage	56,223.75	Public Enterprises	1,835.00	Balance January 1, 1983	92,528.42
Sewers and Sewage Processing		Recreation—Culture		Collected in 1983	84,973.67
Garbage and Trash Disposal		Public Works		Cancelled, Abated or Adjusted 1983	.71
Public Buildings and Grounds	17,750.00	Buildings and Grounds	193.52	Transfers to Tax Title Liens or Foreclosed	6,480.06
Other Public Works	1,000.00	Library and Education		Balance December 31, 1983	1,073.98
HEALTH and WELFARE		Conservation		TAX TITLE LIENS OUTSTANDING	
Health Services Except Environmental	1,901.50	All Other		Balance January 1, 1983	31,190.51
Welfare-Public Assistance	5,131.00	CAPITAL DEBT AUTHORIZED, DECEMBER 31, 1983		Transfer From Taxes	19,844.20
Hospitals, Clinics, First Aid		ISSUED AND UNISSUED		Redeemed in 1983	26,298.19
Animal, Insect, & Rodent Control	2,220.00	School	100,870	Cancelled, Abated or Adjusted (1983)	225.02
Other Welfare Services		Self-liquidating	115,000	Transfers to Foreclosed Property	973.76
RECREATION and CONSERVATION		Other	27,000	Balance December 31, 1983	23,537.74
Beaches and Boardwalks		Total	242,870	PROPERTY ACQUIRED BY DEED OR FORECLOSURE	
Parks, Playgrounds, Shade Trees	2,300.00	ISSUED AND OUTSTANDING		Balance January 1, 1983	182,376.24
Land Reclamation & Conservation	200.00	School	100,870.20	Transfers From Taxes or Liens	973.76
Other Recreational Services	2,500.00	Self-Liquidating	115,000.00	Sale for Cash (1983)	250.00
EDUCATION (excluding schools)		Other	27,000.00	Cancelled, Abated or Adjusted (1983)	26,450.00
Libraries	5,000.00	Total	242,870.20	Balance December 31, 1983	156,650.00
Other Educational Services		EQUALIZED VALUATION BASIS		CURRENT FINANCES DECEMBER 31, 1983	
STATUTORY EXPENDITURES		FOR NET DEBT COMPUTATION	26,640,422	ASSETS	
Pensions & F. I. C. A.	23,500.00	REAL PROPERTY VALUATIONS		Cash Dec. 31, 1983	384,523.70
Employee Fringe Benefits	15,500.00	Code Class # of Parcels % VAL'N		Taxes Receivable	110,987.34
Other Statutory Expenditures	2,000.00	1 Vacant Land 63 .99		Tax Title Liens	23,537.74
CETA And Other Public Employment Programs		2 Residential 544 66.83		Foreclosed Property	156,050.00
MUNICIPAL FUNCTIONS		3 Farm 15 1.04		Emergencies & Other Deferred Charges	5,263.28
CAPITAL IMPROVEMENTS		4a Commercial 90 22.52		State and Federal Aid Receivable	2,213.61
DEBT SERVICE		4b Industrial 6 7.34		Other Receivables	51,076.25
Principal Payments	15,000.00	4c Apartments 8 1.28		Total	734,251.92
Interest Payments	4,140.00	Total 720		LIABILITIES, RESERVES, AND SURPLUS	
DEFERRED CHARGES		Land Area .77 Sq. Miles		Cash Liabilities	86,548.68
SCHOOL, COUNTY, SPECIAL DISTRICT TAXES		Net Valuation Taxable-Municipal	27,331,805	Reserves for Receivables	342,251.33
RESERVE FOR UNCOLLECTED TAXES		Net Valuation Taxable-County	31,806,531	Surplus Dec. 31, 1983	305,051.91
EXPENDITURES TOTAL	1,321,881.38	State Equalized Valuation	29,642,729	Total	734,251.92
		State Equalization Ratio	91.74		

0335
Population 1980 6,236
Population 1983 6,608
S & P Rating
Moody Rating BAA1

General Tax Rate Per \$100. 2.23
State Equalized Tax Rate 2.13

TABERNACLE TWP. — BURLINGTON CO.
Form of Government:
Township Committee
Number of Members on Governing Body — 3

PER CAPITA:
Gross Debt 981.42
Net Debt 282.58
Debt Service 7.26
Total Tax Levy 460.90
Municipal Expenditures 167.19

PER CENT:
Gross Debt 4.90
Net Debt 1.41
Tax Levy Collected 94.14
Tax Levy Cancelled, Abated or Adjusted .22

EXPENDITURES		REVENUES-REALIZED		1983 PROPERTY TAX	
GENERAL GOVERNMENT				STATE EQUALIZED TAX RATE	
Governing Body & Public Boards		1983 Property Taxes Collected	2,865,443.63	Local District School Taxes 1.00	1,412,134.00
Municipal Clerk		1983 Payments in Lieu of Taxes		Regional & Consolidated School Tax .41	578,555.81
Financial Administration	31,300.00	Delinquent Tax & Lien Collections	219,565.95	School Taxes in Municipal Budget	
Assessment of Taxes	13,814.00	Business Personalty Replacement Taxes	14,853.28	County Taxes	.58 810,888.70
Collection of Taxes	31,408.00	Taxes from Public Utilities	302,384.00	County Library Taxes	.03 45,408.00
Planning, Housing & Development	22,960.00	Other Miscellaneous Tax Revenues		Local Municipal Purpose Taxes	.10 147,778.01
Human Resources	950.00	State Aid Revenues	17,022.08	Veteran & Senior Citizen Taxes	33,113.00
Elections		Federal Aid Revenues		Total Taxes for Rate Computation	2.12 3,027,877.52
General Administration (other)	132,916.00	State and Local Fiscal Assistance Act Utilized	32,687.66	Special District Taxes	
JUDICIARY		Sale of Acquired Property	12,657.34	Bank Corp. Taxes	2,435.08
Municipal Courts	16,292.00	Other Miscellaneous Revenues	290,358.09	Added and Omitted Taxes	48,416.64
PUBLIC SAFETY		Total	3,754,972.03	Total Taxes Levied - ABSTRACT	3,045,616.24
Fire Protection	22,000.00	Prior Years Surplus Appropriated	392,326.00	Total Taxes Billed	3,043,822.99
Police Protection	23,760.00	REVENUES TOTAL	4,147,298.03	1983 TAXES COLLECTED	2,865,443.63
Civil Defense & Disaster Control	3,000.00	Reserve For Uncollected Taxes	401,733.36	1983 Taxes Cancelled, Abated or Adjusted	6,823.05
Environmental Inspection & Control	10,000.00			Transfer to Tax Title Liens or Foreclosed	20,106.22
Other Public Safety		CAPITAL OUTLAY TOTAL	873,948.97	Balance Outstanding Dec. 31, 1983	151,450.09
PUBLIC WORKS				PRIOR YEARS TAXES OUTSTANDING	
Streets and Drainage	230,813.66	Public Enterprises		Balance January 1, 1983	227,937.41
Sewers and Sewage Processing		Recreation—Culture		Collected in 1983	213,350.65
Garbage and Trash Disposal	37,000.00	Public Works	873,948.97	Cancelled, Abated or Adjusted 1983	1,384.61
Public Buildings and Grounds	22,000.00	Buildings and Grounds		Transfers to Tax Title Liens or Foreclosed	9,950.63
Other Public Works		Library and Education		Balance December 31, 1983	3,251.52
HEALTH and WELFARE		Conservation		TAX TITLE LIENS OUTSTANDING	
Health Services Except Environmental	890.00	All Other		Balance January 1, 1983	35,333.93
Welfare-Public Assistance	3,805.00	CAPITAL DEBT AUTHORIZED, DECEMBER 31, 1983		Transfer From Taxes	31,261.45
Hospitals, Clinics, First Aid		ISSUED AND UNISSUED		Redeemed in 1983	6,215.30
Animal, Insect, & Rodent Control	2,000.00	School	5,404,217	Cancelled, Abated or Adjusted (1983)	725.32
Other Welfare Services		Self-liquidating	1,081,000	Transfers to Foreclosed Property	
RECREATION and CONSERVATION		Other	6,485,217	Balance December 31, 1983	59,654.76
Beaches and Boardwalks		Total		PROPERTY ACQUIRED BY DEED OR FORECLOSURE	
Parks, Playgrounds, Shade Trees				Balance January 1, 1983	84,178.00
Land Reclamation & Conservation		ISSUED AND OUTSTANDING		Transfers From Taxes or Liens	
Other Recreational Services	7,700.00	School	5,376,301.22	Sale for Cash (1983)	
EDUCATION (excluding schools)		Self-Liquidating	1,081,000.00	Cancelled, Abated or Adjusted (1983)	
Libraries		Other	6,457,301.22	Balance December 31, 1983	84,178.00
Other Educational Services		Total		CURRENT FINANCES DECEMBER 31, 1983	
STATUTORY EXPENDITURES		EQUALIZED VALUATION BASIS FOR NET DEBT COMPUTATION	132,323,349	ASSETS	
Pensions & F. I. C. A.	26,000.00	REAL PROPERTY VALUATIONS		Cash Dec. 31, 1983	2,364,605.31
Employee Fringe Benefits	13,000.00	Code Class # of Parcels % VAL'N		Taxes Receivable	154,701.61
Other Statutory Expenditures	2,400.00	1 Vacant Land 606 6.21	8,273,750.00	Tax Title Liens	59,654.76
CETA And Other Public Employment Programs		2 Residential 1748 86.75	115,506,600.00	Foreclosed Property	84,178.00
MUNICIPAL FUNCTIONS		3 Farm 242 3.71	4,936,700.00	Emergencies & Other Deferred Charges	
CAPITAL IMPROVEMENTS	*MEMO*	4a Commercial 46 3.17	4,217,900.00	State and Federal Aid Receivable	3,802.14
DEBT SERVICE		4b Industrial 3 .16	211,800.00	Other Receivables	3,329.84
Principal Payments	48,000.00	4c Apartments		Total	2,670,271.66
Interest Payments		Total 2645	133,146,750.00	LIABILITIES, RESERVES, AND SURPLUS	
DEFERRED CHARGES		Land Area 47.64 Sq. Miles		Cash Liabilities	1,250,234.15
SCHOOL, COUNTY, SPECIAL DISTRICT TAXES	1,041.91	Net Valuation Taxable-Municipal	134,443,708	Reserves for Receivables	301,864.21
RESERVE FOR UNCOLLECTED TAXES	2,846,986.51	Net Valuation Taxable-County	135,867,640	Surplus Dec. 31, 1983	1,118,173.30
EXPENDITURES TOTAL	3,951,770.44	State Equalized Valuation	140,703,041	Total	2,670,271.66
		State Equalization Ratio	95.51		

0433

Population 1980

9

Population 1983

9

S & P Rating

Moody Rating

General Tax Rate Per \$100.

1.95

State Equalized Tax Rate

1.99

TAVISTOCK BOROUGH – CAMDEN COUNTY**Form of Government:****Commission (1911)****Number of Members on Governing Body – 3****PER CAPITA:**

Gross Debt

Net Debt

Debt Service

Total Tax Levy

1,967.45

Municipal Expenditures

1,286.67

PER CENT:

Gross Debt

Net Debt

Tax Levy Collected **100.00**Tax Levy Cancelled, Abated
or Adjusted

EXPENDITURES		REVENUES-REALIZED		1983 PROPERTY TAX	
GENERAL GOVERNMENT				STATE EQUALIZED TAX RATE →	
Governing Body & Public Boards		1983 Property Taxes Collected	17,719.75	Local District School Taxes	
Municipal Clerk		1983 Payments in Lieu of Taxes		Regional & Consolidated School Tax	
Financial Administration		Delinquent Tax & Lien Collections		School Taxes in Municipal Budget	
Assessment of Taxes	450.00	Business Personalty Replacement Taxes	2,316.40	County Taxes	1.33 *
Collection of Taxes	810.00	Taxes from Public Utilities	940.00	County Library Taxes	.03
Planning, Housing & Development		Other Miscellaneous Tax Revenues		Local Municipal Purpose Taxes	.63
Human Resources		State Aid Revenues	101.12	Veteran & Senior Citizen Taxes	
Elections	1,200.00	Federal Aid Revenues		Total Taxes for Rate Computation	1.99
General Administration (other)	3,024.94	State and Local Fiscal Assistance Act Utilized		Special District Taxes	
JUDICIARY		Sale of Acquired Property		Bank Corp. Taxes	
Municipal Courts		Other Miscellaneous Revenues	579.45	Added and Omitted Taxes	
PUBLIC SAFETY		Total	21,656.72	Total Taxes Levied - ABSTRACT	17,707.01
Fire Protection	650.00	Prior Years Surplus Appropriated	2,686.46	Total Taxes Billed	17,719.75
Police Protection	1,100.00	REVENUES TOTAL	24,343.18	1983 TAXES COLLECTED	17,719.75
Civil Defense & Disaster Control		Reserve For Uncollected Taxes		1983 Taxes Cancelled, Abated or Adjusted	
Environmental Inspection & Control				Transfer to Tax Title Liens or Foreclosed	
Other Public Safety				Balance Outstanding Dec. 31, 1983	
PUBLIC WORKS		CAPITAL OUTLAY TOTAL		PRIOR YEARS TAXES OUTSTANDING	
Streets and Drainage	4,000.00	Public Enterprises		Balance January 1, 1983	
Sewers and Sewage Processing		Recreation—Culture		Collected in 1983	
Garbage and Trash Disposal		Public Works		Cancelled, Abated or Adjusted 1983	
Public Buildings and Grounds		Buildings and Grounds		Transfers to Tax Title Liens or Foreclosed	
Other Public Works		Library and Education		Balance December 31, 1983	
HEALTH and WELFARE		Conservation		TAX TITLE LIENS OUTSTANDING	
Health Services Except Environmental		All Other		Balance January 1, 1983	
Welfare-Public Assistance				Transfer From Taxes	
Hospitals, Clinics, First Aid				Redeemed in 1983	
Animal, Insect, & Rodent Control				Cancelled, Abated or Adjusted (1983)	
Other Welfare Services				Transfers to Foreclosed Property	
RECREATION and CONSERVATION				Balance December 31, 1983	
Beaches and Boardwalks				PROPERTY ACQUIRED BY DEED OR	
Parks, Playgrounds, Shade Trees				FORECLOSURE	
Land Reclamation & Conservation				Balance January 1, 1983	
Other Recreational Services				Transfers From Taxes or Liens	
EDUCATION (excluding schools)				Sale for Cash (1983)	
Libraries				Cancelled, Abated or Adjusted (1983)	
Other Educational Services				Balance December 31, 1983	
STATUTORY EXPENDITURES				CURRENT FINANCES DECEMBER 31, 1983	
Pensions & F. I. C. A.	295.06			ASSETS	
Employee Fringe Benefits				Cash Dec. 31, 1983	5,007.01
Other Statutory Expenditures	50.00			Taxes Receivable	
CETA And Other Public Employment Programs				Tax Title Liens	
MUNICIPAL FUNCTIONS TOTAL	11,580.00			Foreclosed Property	
CAPITAL IMPROVEMENTS *MEMO*				Emergencies & Other Deferred Charges	
DEBT SERVICE				State and Federal Aid Receivable	
Principal Payments				Other Receivables	
Interest Payments				Total	5,007.01
DEFERRED CHARGES				LIABILITIES, RESERVES, AND SURPLUS	
SCHOOL, COUNTY, SPECIAL DISTRICT TAXES	12,071.01			Cash Liabilities	1,133.70
RESERVE FOR UNCOLLECTED TAXES				Reserves for Receivables	
EXPENDITURES TOTAL	23,651.01			Surplus Dec. 31, 1983	3,873.31
				Total	5,007.01

0260
Population 1980 39,007
Population 1983 38,926
S & P Rating
Moody Rating AA

General Tax Rate Per \$100. 4.82
State Equalized Tax Rate 3.17

TEANECK TOWNSHIP – BERGEN COUNTY
Form of Government:
Council-Manager (1923)
Number of Members on Governing Body – 5

PER CAPITA:
Gross Debt 229.43
Net Debt 124.16
Debt Service 18.53
Total Tax Levy 920.65
Municipal Expenditures 432.76

PER CENT:
Gross Debt .87
Net Debt .47
Tax Levy Collected 98.16
Tax Levy Cancelled, Abated or Adjusted .12

EXPENDITURES		REVENUES-REALIZED		1983 PROPERTY TAX	
GENERAL GOVERNMENT				STATE EQUALIZED TAX RATE	
Governing Body & Public Boards		1983 Property Taxes Collected	35,156,524.21	Local District School Taxes 1.85	20,791,536.38
Municipal Clerk		1983 Payments in Lieu of Taxes		Regional & Consolidated School Tax	
Financial Administration	187,170.00	Delinquent Tax & Lien Collections	647,539.43	School Taxes in Municipal Budget	
Assessment of Taxes	122,362.00	Business Personalty Replacement Taxes	373,333.32	County Taxes	3,924,107.58
Collection of Taxes	80,026.00	Taxes from Public Utilities	2,249,543.00	County Library Taxes	
Planning, Housing & Development	194,100.00	Other Miscellaneous Tax Revenues		Local Municipal Purpose Taxes	11,013,115.00
Human Resources	29,125.00	State Aid Revenues	399,654.12	Veteran & Senior Citizen Taxes	317,650.00
Elections	6,180.00	Federal Aid Revenues	81,070.00	Total Taxes for Rate Computation	36,046,408.96
General Administration (other)	1,639,165.00	State and Local Fiscal Assistance Act Utilized	374,428.00	Special District Taxes	
JUDICIARY		Sale of Acquired Property		Bank Corp. Taxes	57,622.26
Municipal Courts	141,156.00	Other Miscellaneous Revenues	1,457,640.65	Added and Omitted Taxes	50,706.67
PUBLIC SAFETY		Total	40,739,732.73	Total Taxes Levied - ABSTRACT	35,837,087.89
Fire Protection	2,526,420.00	Prior Years Surplus Appropriated	1,700,000.00	Total Taxes Billed	35,817,288.50
Police Protection	2,883,074.00	REVENUES TOTAL	42,439,732.73	1983 TAXES COLLECTED	35,156,524.21
Civil Defense & Disaster Control	2,670.00	Reserve For Uncollected Taxes	891,043.00	1983 Taxes Cancelled, Abated or Adjusted	42,702.92
Environmental Inspection & Control	153,956.00			Transfer to Tax Title Liens or Foreclosed	18,090.68
Other Public Safety		CAPITAL OUTLAY TOTAL	1,275,433.86	Balance Outstanding Dec. 31, 1983	599,970.69
PUBLIC WORKS				PRIOR YEARS TAXES OUTSTANDING	
Streets and Drainage	1,050,791.00	Public Enterprises		Balance January 1, 1983	608,198.83
Sewers and Sewage Processing	1,263,250.00	Recreation—Culture		Collected in 1983	594,572.96
Garbage and Trash Disposal	136,140.00	Public Works	951,098.85	Cancelled, Abated or Adjusted 1983	
Public Buildings and Grounds	757,804.00	Buildings and Grounds	319,363.14	Transfers to Tax Title Liens or Foreclosed	13,178.95
Other Public Works	173,700.00	Library and Education	4,971.87	Balance December 31, 1983	446.92
HEALTH and WELFARE		Conservation		TAX TITLE LIENS OUTSTANDING	
Health Services Except Environmental	255,195.00	All Other		Balance January 1, 1983	56,711.33
Welfare-Public Assistance	27,206.00			Transfer From Taxes	34,004.88
Hospitals, Clinics, First Aid		CAPITAL DEBT AUTHORIZED, DECEMBER 31, 1983		Redeemed in 1983	52,966.47
Animal, Insect, & Rodent Control	5,000.00	ISSUED AND UNISSUED		Cancelled, Abated or Adjusted (1983)	
Other Welfare Services		School	4,041,000	Transfers to Foreclosed Property	
RECREATION and CONSERVATION		Self-Liquidating	4,889,677	Balance December 31, 1983	37,749.74
Beaches and Boardwalks		Other	8,930,677	PROPERTY ACQUIRED BY DEED OR FORECLOSURE	
Parks, Playgrounds, Shade Trees	336,233.00	Total		Balance January 1, 1983	486,461.00
Land Reclamation & Conservation	320.00			Transfers From Taxes or Liens	
Other Recreational Services	411,238.00	ISSUED AND OUTSTANDING		Sale for Cash (1983)	
EDUCATION (excluding schools)		School	4,041,000.00	Cancelled, Abated or Adjusted (1983)	117,100.00
Libraries	602,659.00	Self-Liquidating	2,243,000.00	Balance December 31, 1983	369,361.00
Other Educational Services	81,070.00	Other	6,284,000.00	CURRENT FINANCES DECEMBER 31, 1983	
STATUTORY EXPENDITURES		Total		ASSETS	
Pensions & F. I. C. A.	1,556,406.00	EQUALIZED VALUATION BASIS		Cash Dec. 31, 1983	4,594,576.77
Employee Fringe Benefits	476,000.00	FOR NET DEBT COMPUTATION	1,021,658,681	Taxes Receivable	600,417.61
Other Statutory Expenditures		REAL PROPERTY VALUATIONS		Tax Title Liens	37,749.74
CETA And Other Public Employment Programs		Code Class # of Parcels % VAL'N		Foreclosed Property	369,361.00
MUNICIPAL FUNCTIONS TOTAL	15,098,416.00	1 Vacant Land 123 .66		Emergencies & Other Deferred Charges	
CAPITAL IMPROVEMENTS *MEMO*	278,590.00	2 Residential 10812 84.43		State and Federal Aid Receivable	
DEBT SERVICE		3 Farm		Other Receivables	545,593.42
Principal Payments	570,233.50	4a Commercial 341 9.13		Total	6,147,698.54
Interest Payments	150,906.50	4b Industrial 19 2.40		LIABILITIES, RESERVES, AND SURPLUS	
		4c Apartments 72 3.38		Cash Liabilities	1,895,347.22
		Total 11367		Reserves for Receivables	1,476,537.77
DEFERRED CHARGES	135,000.00	Land Area 5.90 Sq. Miles		Surplus Dec. 31, 1983	2,775,813.55
SCHOOL, COUNTY, SPECIAL DISTRICT TAXES	24,715,643.96	Net Valuation Taxable-Municipal	742,045,266	Total	6,147,698.54
RESERVE FOR UNCOLLECTED TAXES	891,043.00	Net Valuation Taxable-County	1,062,442,773		
EXPENDITURES TOTAL	41,561,242.96	State Equalized Valuation	1,123,987,954		
		State Equalization Ratio	65.85		

0261

Population 1980 13,552
 Population 1983 13,494
 S & P Rating
 Moody Rating A1

General Tax Rate Per \$100. 4.15
 State Equalized Tax Rate 2.34

TENAFLY BOROUGH - BERGEN COUNTY**Form of Government:****Borough Council****Number of Members on Governing Body - 6**

PER CAPITA:

Gross Debt 768.02
 Net Debt 528.73
 Debt Service 55.45
 Total Tax Levy 1,283.28
 Municipal Expenditures 556.68

PER CENT:

Gross Debt 1.54
 Net Debt 1.06
 Tax Levy Collected 98.64
 Tax Levy Cancelled, Abated or Adjusted .06

EXPENDITURES		REVENUES-REALIZED		1983 PROPERTY TAX	
GENERAL GOVERNMENT				STATE EQUALIZED TAX RATE 1.34	
Governing Body & Public Boards	71,000.00	1983 Property Taxes Collected	17,058,688.90	Local District School Taxes	9,842,800.00
Municipal Clerk	14,400.00	1983 Payments in Lieu of Taxes	205,707.17	Regional & Consolidated School Tax	
Financial Administration	68,360.00	Delinquent Tax & Lien Collections	146,394.24	School Taxes in Municipal Budget	
Assessment of Taxes	111,574.25	Business Personalty Replacement Taxes	1,037,097.00	County Taxes	2,576,240.02
Collection of Taxes	19,450.00	Taxes from Public Utilities		County Library Taxes	
Planning, Housing & Development	275.00	Other Miscellaneous Tax Revenues	145,001.73	Local Municipal Purpose Taxes	4,809,052.78
Human Resources	3,200.00	State Aid Revenues	93,058.47	Veteran & Senior Citizen Taxes	99,800.00
Elections	463,810.00	Federal Aid Revenues	713,138.93	Total Taxes for Rate Computation	17,327,892.80
General Administration (other)	25,405.00	State and Local Fiscal Assistance Act Utilized	19,399,086.44	Special District Taxes	
JUDICIARY		Sale of Acquired Property	600,000.00	Bank Corp. Taxes	35,466.90
Municipal Courts	179,568.00	Other Miscellaneous Revenues	509,686.02	Added and Omitted Taxes	53,014.36
PUBLIC SAFETY		Total	19,999,086.44	Total Taxes Levied - ABSTRACT	17,316,574.06
Fire Protection	1,238,929.00	Prior Years Surplus Appropriated	487,821.27	Total Taxes Billed	17,293,599.57
Police Protection	3,075.00	REVENUES TOTAL		1983 TAXES COLLECTED	17,058,688.90
Civil Defense & Disaster Control	84,525.00	Reserve For Uncollected Taxes		1983 Taxes Cancelled, Abated or Adjusted	9,763.40
Environmental Inspection & Control		CAPITAL OUTLAY TOTAL		Transfer to Tax Title Liens or Foreclosed	120.35
Other Public Safety				Balance Outstanding Dec. 31, 1983	225,026.92
PUBLIC WORKS				PRIOR YEARS TAXES OUTSTANDING	
Streets and Drainage	739,155.00	Public Enterprises	67,020.12	Balance January 1, 1983	222,914.92
Sewers and Sewage Processing	634,462.00	Recreation—Culture	253,333.86	Collected in 1983	205,707.17
Garbage and Trash Disposal	892,650.00	Public Works	166,132.60	Cancelled, Abated or Adjusted 1983	
Public Buildings and Grounds	63,835.00	Buildings and Grounds	1,334.69	Transfers to Tax Title Liens or Foreclosed	
Other Public Works	89,000.00	Library and Education		Balance December 31, 1983	17,207.75
HEALTH and WELFARE		Conservation		TAX TITLE LIENS OUTSTANDING	
Health Services Except Environmental	68,260.00	All Other		Balance January 1, 1983	1,529.75
Welfare-Public Assistance	19,490.00	CAPITAL DEBT AUTHORIZED, DECEMBER 31, 1983		Transfer From Taxes	120.35
Hospitals, Clinics, First Aid		ISSUED AND UNISSUED GROSS DEBT NET DEBT		Redeemed in 1983	
Animal, Insect, & Rodent Control	925.00	School 3,229,000		Cancelled, Abated or Adjusted (1983)	
Other Welfare Services		Self-liquidating 7,134,690	7,134,690	Transfers to Foreclosed Property	
RECREATION and CONSERVATION		Other 10,363,690	7,134,690	Balance December 31, 1983	1,650.10
Beaches and Boardwalks	283,834.00	ISSUED AND OUTSTANDING		PROPERTY ACQUIRED BY DEED OR FORECLOSURE	
Parks, Playgrounds, Shade Trees	325.00	School 3,229,000.00		Balance January 1, 1983	18,200.00
Land Reclamation & Conservation	135,493.71	Self-Liquidating 6,595,000.00		Transfers From Taxes or Liens	
Other Recreational Services		Other 9,824,000.00		Sale for Cash (1983)	
EDUCATION (excluding schools)		Total		Cancelled, Abated or Adjusted (1983)	
Libraries	215,318.00	EQUALIZED VALUATION BASIS FOR NET DEBT COMPUTATION	674,372,156	Balance December 31, 1983	18,200.00
Other Educational Services	32,690.00	REAL PROPERTY VALUATIONS		CURRENT FINANCES DECEMBER 31, 1983	
STATUTORY EXPENDITURES		Code Class # of Parcels % VAL'N ASSESSED VALUATION		ASSETS	
Pensions & F. I. C. A.	494,098.00	1 Vacant Land 121 .90 3,724,425.00		Cash Dec. 31, 1983	1,925,964.08
Employee Fringe Benefits	213,700.00	2 Residential 4133 87.70 363,136,650.00		Taxes Receivable	242,234.67
Other Statutory Expenditures		3 Farm 179 9.15 37,896,300.00		Tax Title Liens	1,650.10
CETA And Other Public Employment Programs		4a Commercial 15 1.01 4,178,300.00		Foreclosed Property	18,200.00
MUNICIPAL FUNCTIONS TOTAL	6,171,806.96	4b Industrial 10 1.24 5,139,200.00		Emergencies & Other Deferred Charges	146,262.85
CAPITAL IMPROVEMENTS *MEMO*		Total 4458 414,074,875.00		State and Federal Aid Receivable	
DEBT SERVICE				Other Receivables	14,657.41
Principal Payments	320,000.00			Total	2,348,969.11
Interest Payments	428,190.88			LIABILITIES, RESERVES, AND SURPLUS	
DEFERRED CHARGES				Cash Liabilities	1,159,743.03
SCHOOL, COUNTY, SPECIAL DISTRICT TAXES	82,178.64			Reserves for Receivables	276,742.18
RESERVE FOR UNCOLLECTED TAXES	12,419,040.02			Surplus Dec. 31, 1983	912,483.90
EXPENDITURES TOTAL	19,930,902.52			Total	2,348,969.11

0262
 Population 1980 19
 Population 1983 21
 S & P Rating
 Moody Rating
 General Tax Rate Per \$100. .90
 State Equalized Tax Rate 1.00

TETERBORO BOROUGH – BERGEN COUNTY
Form of Government:
Council-Manager (1923)
Number of Members on Governing Body – 5

PER CAPITA:
 Gross Debt 6,338.10
 Net Debt 6,338.10
 Debt Service 4,426.43
 Total Tax Levy 5,857.86
 Municipal Expenditures 7,876.52
 PER CENT:
 Gross Debt .12
 Net Debt .12
 Tax Levy Collected 99.23
 Tax Levy Cancelled, Abated or Adjusted .77

EXPENDITURES		REVENUES-REALIZED		1983 PROPERTY TAX	
GENERAL GOVERNMENT				STATE EQUALIZED TAX RATE	
Governing Body & Public Boards		1983 Property Taxes Collected	1,162,079.54	Local District School Taxes .01	6,000.00
Municipal Clerk		1983 Payments in Lieu of Taxes	13,471.81	Regional & Consolidated School Tax	
Financial Administration	20,650.47	Delinquent Tax & Lien Collections		School Taxes in Municipal Budget	
Assessment of Taxes	15,106.84	Business Personalty Replacement Taxes	161,253.68	County Taxes .42	495,769.25
Collection of Taxes	7,813.02	Taxes from Public Utilities	90,075.00	County Library Taxes	
Planning, Housing & Development	5,344.59	Other Miscellaneous Tax Revenues	142,758.99	Local Municipal Purpose Taxes .57	663,957.26
Human Resources		State Aid Revenues		Veteran & Senior Citizen Taxes	
Elections	300.00	Federal Aid Revenues		Total Taxes for Rate Computation 1.00	1,165,726.51
General Administration (other)	249,672.51	State and Local Fiscal Assistance Act Utilized		Special District Taxes	
JUDICIARY		Sale of Acquired Property		Bank Corp. Taxes	7,288.46
Municipal Courts	25,318.32	Other Miscellaneous Revenues	147,502.53	Added and Omitted Taxes	
PUBLIC SAFETY		Total	1,717,141.55	Total Taxes Levied - ABSTRACT	1,173,014.97
Fire Protection	38,056.80	Prior Years Surplus Appropriated	230,000.00	Total Taxes Billed	1,171,079.54
Police Protection	220,989.60	REVENUES TOTAL	1,947,141.55	1983 TAXES COLLECTED	1,162,079.54
Civil Defense & Disaster Control		Reserve For Uncollected Taxes		1983 Taxes Cancelled, Abated or Adjusted	9,000.00
Environmental Inspection & Control	24,791.72			Transfer to Tax Title Liens or Foreclosed	
Other Public Safety		CAPITAL OUTLAY TOTAL	74,774.61	Balance Outstanding Dec. 31, 1983	
PUBLIC WORKS				PRIOR YEARS TAXES OUTSTANDING	
Streets and Drainage	65,031.38	Public Enterprises		Balance January 1, 1983	
Sewers and Sewage Processing	155,924.25	Recreation—Culture		Collected in 1983	
Gorbage and Trash Disposal	2,400.00	Public Works	48,314.81	Cancelled, Abated or Adjusted 1983	
Public Buildings and Grounds	42,366.75	Buildings and Grounds	26,459.80	Transfers to Tax Title Liens or Foreclosed	
Other Public Works		Library and Education		Balance December 31, 1983	
HEALTH and WELFARE		Conservation		TAX TITLE LIENS OUTSTANDING	
Health Services Except Environmental	27,885.99	All Other		Balance January 1, 1983	
Welfare-Public Assistance				Transfer From Taxes	
Hospitals, Clinics, First Aid	47,500.00	CAPITAL DEBT AUTHORIZED, DECEMBER 31, 1983		Redeemed in 1983	
Animal, Insect, & Rodent Control		ISSUED AND UNISSUED GROSS DEBT NET DEBT		Cancelled, Abated or Adjusted (1983)	
Other Welfare Services		School		Transfers to Foreclosed Property	
RECREATION and CONSERVATION		Self-liquidating		Balance December 31, 1983	
Beaches and Boardwalks		Other	133,100	PROPERTY ACQUIRED BY DEED OR	
Parks, Playgrounds, Shade Trees		Total	133,100	FORECLOSURE	
Land Reclamation & Conservation				Balance January 1, 1983	
Other Recreational Services		ISSUED AND OUTSTANDING		Transfers From Taxes or Liens	
EDUCATION (excluding schools)		School		Sale for Cash (1983)	
Libraries		Self-Liquidating		Cancelled, Abated or Adjusted (1983)	
Other Educational Services		Other	115,000.00	Balance December 31, 1983	
STATUTORY EXPENDITURES		Total	115,000.00	CURRENT FINANCES DECEMBER 31, 1983	
Pensions & F. I. C. A.	74,406.00	EQUALIZED VALUATION BASIS		ASSETS	
Employee Fringe Benefits	82,693.60	FOR NET DEBT COMPUTATION	108,583,780	Cash Dec. 31, 1983	708,138.36
Other Statutory Expenditures		REAL PROPERTY VALUATIONS		Taxes Receivable	
CETA And Other Public Employment Programs		Code Class # of Parcels % VAL'N		Tax Title Liens	
MUNICIPAL FUNCTIONS TOTAL	1,106,251.84	1 Vacant Land 11 1.56	1,984,750.00	Foreclosed Property	
CAPITAL IMPROVEMENTS *MEMO*	1,000.00	2 Residential 7 .39	495,000.00	Emergencies & Other Deferred Charges	
DEBT SERVICE		3 Farm		State and Federal Aid Receivable	
Principal Payments	75,000.00	4a Commercial 3 .54	691,320.00	Other Receivables	3,805.57
Interest Payments	17,955.00	4b Industrial 63 97.51	124,394,128.00	Total	711,943.93
DEFERRED CHARGES	16,200.00	4c Apartments		LIABILITIES, RESERVES, AND SURPLUS	
SCHOOL, COUNTY, SPECIAL DISTRICT TAXES	501,769.25	Total 84	127,565,198.00	Cash Liabilities	89,590.58
RESERVE FOR UNCOLLECTED TAXES		Land Area 1.20 Sq. Miles		Reserves for Receivables	3,805.57
EXPENDITURES TOTAL	1,717,176.09	Net Valuation Taxable-Municipal	129,979,949	Surplus Dec. 31, 1983	618,547.78
		Net Valuation Taxable-County	133,826,859	Total	711,943.93
		State Equalized Valuation	117,132,289		
		State Equalization Ratio	111.25		

1024
Population 1980 4,094
Population 1983 4,178
S & P Rating
Moody Rating

General Tax Rate Per \$100. 2.53
State Equalized Tax Rate 2.09

TEWKSBURY TWP. — HUNTERDON COUNTY
Form of Government:
Township Committee
Number of Members on Governing Body — 3

PER CAPITA:
Gross Debt 552.76
Net Debt
Debt Service
Total Tax Levy 1,155.83
Municipal Expenditures 325.08

PER CENT:
Gross Debt 1.09
Net Debt
Tax Levy Collected 93.99
Tax Levy Cancelled, Abated or Adjusted .08

EXPENDITURES		REVENUES-REALIZED		1983 PROPERTY TAX	
GENERAL GOVERNMENT				STATE EQUALIZED TAX RATE	
Governing Body & Public Boards		1983 Property Taxes Collected	4,550,999.41	Local District School Taxes .74	1,702,958.50
Municipal Clerk	20,420.00	1983 Payments in Lieu of Taxes	295,651.23	Regional & Consolidated School Tax .80	1,829,642.76
Financial Administration	17,625.00	Delinquent Tax & Lien Collections	84,970.24	School Taxes in Municipal Budget	
Assessment of Taxes	22,400.00	Business Personalty Replacement Taxes	269,277.00	County Taxes .44	1,001,354.73
Collection of Taxes	26,450.00	Taxes from Public Utilities	21,909.60	County Library Taxes .03	60,007.65
Planning, Housing & Development		Other Miscellaneous Tax Revenues	15,631.00	Local Municipal Purpose Taxes .08	184,969.71
Human Resources		State Aid Revenues	372,025.64	Veteran & Senior Citizen Taxes	23,950.00
Elections		Federal Aid Revenues	5,610,464.12	Total Taxes for Rate Computation 2.09	4,802,883.35
General Administration (other)	143,211.00	State and Local Fiscal Assistance Act Utilized	435,000.00	Special District Taxes	3,726.34
JUDICIARY	8,123.90	Sale of Acquired Property	6,045,464.12	Bank Corp. Taxes	46,397.77
PUBLIC SAFETY		Other Miscellaneous Revenues	349,039.41	Added and Omitted Taxes	4,829,057.46
Fire Protection	74,691.88			Total Taxes Levied - ABSTRACT	4,842,134.92
Police Protection	187,026.87	Prior Years Surplus Appropriated	62,822.89	Total Taxes Billed	4,550,999.41
Civil Defense & Disaster Control	125.00	REVENUES	TOTAL	1983 TAXES COLLECTED	4,010.05
Environmental Inspection & Control	23,525.00	Reserve For Uncollected Taxes		1983 Taxes Cancelled, Abated or Adjusted	17,616.99
Other Public Safety		CAPITAL OUTLAY	TOTAL	Transfer to Tax Title Liens or Foreclosed	
PUBLIC WORKS	333,381.00			Balance Outstanding Dec. 31, 1983	269,508.47
Streets and Drainage		Public Enterprises		PRIOR YEARS TAXES OUTSTANDING	
Sewers and Sewage Processing	11,000.00	Recreation—Culture	62,822.89	Balance January 1, 1983	334,552.75
Garbage and Trash Disposal	41,300.00	Public Works		Collected in 1983	276,209.29
Public Buildings and Grounds		Buildings and Grounds		Cancelled, Abated or Adjusted 1983	3,825.05
Other Public Works		Library and Education		Transfers to Tax Title Liens or Foreclosed	11,224.44
HEALTH and WELFARE	7,200.00	Conservation		Balance December 31, 1983	43,293.97
Health Services Except Environmental	2,400.00	All Other		TAX TITLE LIENS OUTSTANDING	
Welfare-Public Assistance		CAPITAL DEBT AUTHORIZED, DECEMBER 31, 1983		Balance January 1, 1983	43,277.97
Hospitals, Clinics, First Aid	500.00	ISSUED AND UNISSUED	GROSS DEBT	Transfer From Taxes	30,083.46
Animal, Insect, & Rodent Control		School	1,903,006	Redeemed in 1983	19,441.94
Other Welfare Services		Self-liquidating	406,426	Cancelled, Abated or Adjusted (1983)	
RECREATION and CONSERVATION	2,000.00	Other	2,309,433	Transfers to Foreclosed Property	
Beaches and Boardwalks		ISSUED AND OUTSTANDING		Balance December 31, 1983	53,919.49
Parks, Playgrounds, Shade Trees		School	1,903,006.70	PROPERTY ACQUIRED BY DEED OR FORECLOSURE	
Land Reclamation & Conservation		Self-Liquidating	342,976.78	Balance January 1, 1983	
Other Recreational Services		Other	2,245,983.48	Transfers From Taxes or Liens	
EDUCATION (excluding schools)	2,100.00	Total		Sale for Cash (1983)	
Libraries		EQUALIZED VALUATION BASIS	211,117,014	Cancelled, Abated or Adjusted (1983)	
Other Educational Services		FOR NET DEBT COMPUTATION		Balance December 31, 1983	
STATUTORY EXPENDITURES	57,500.00	REAL PROPERTY VALUATIONS		CURRENT FINANCES DECEMBER 31, 1983	
Pensions & F. I. C. A.	24,000.00	Code Class # of Parcels % VAL'N	ASSESSED VALUATION	ASSETS	
Employee Fringe Benefits	3,500.00	1 Vacant Land 284 4.76	8,963,300.00	Cash Dec. 31, 1983	2,524,010.25
Other Statutory Expenditures		2 Residential 1079 68.15	128,207,900.00	Taxes Receivable	312,802.44
CETA And Other Public Employment Programs	1,008,479.65	3 Farm 757 21.27	40,018,700.00	Tax Title Liens	53,919.49
MUNICIPAL FUNCTIONS		4a Commercial 100 5.32	10,009,400.00	Foreclosed Property	
CAPITAL IMPROVEMENTS	92,000.00	4b Industrial 1 .50	934,900.00	Emergencies & Other Deferred Charges	10,000.00
DEBT SERVICE		4c Apartments		State and Federal Aid Receivable	10,187.70
Principal Payments		Total	188,134,200.00	Other Receivables	48,977.69
Interest Payments	658.88	Land Area 31.80 Sq. Miles		Total	2,959,897.57
DEFERRED CHARGES		Net Valuation Taxable-Municipal	189,554,828	LIABILITIES, RESERVES, AND SURPLUS	
SCHOOL, COUNTY, SPECIAL DISTRICT TAXES	4,593,963.64	Net Valuation Taxable-County	219,411,791	Cash Liabilities	228,276.63
RESERVE FOR UNCOLLECTED TAXES	349,039.41	State Equalized Valuation	229,379,189	Reserves for Receivables	415,699.62
EXPENDITURES	TOTAL	State Equalization Ratio	82.53	Surplus Dec. 31, 1983	2,315,921.32
				Total	2,959,897.57

1336
Population 1980 7,740
Population 1983 7,903
S & P Rating
Moody Rating AAA

General Tax Rate Per \$100. 4.10
State Equalized Tax Rate 3.03

TINTON FALLS BORO. - MONMOUTH CO.

Form of Government:

Borough Council

Number of Members on Governing Body - 6

PER CAPITA:

Gross Debt 812.98
Net Debt 288.92
Debt Service 60.09
Total Tax Levy 922.38
Municipal Expenditures 446.03

PER CENT:

Gross Debt 3.03
Net Debt 1.08
Tax Levy Collected 93.26
Tax Levy Cancelled, Abated or Adjusted

EXPENDITURES	REVENUES-REALIZED	1983 PROPERTY TAX
GENERAL GOVERNMENT		STATE EQUALIZED TAX RATE
Governing Body & Public Boards		Local District School Taxes
Municipal Clerk		Regional & Consolidated School Tax 1.92
Financial Administration 68,650.00	1983 Property Taxes Collected 6,797,726.46	School Taxes in Municipal Budget
Assessment of Taxes 67,100.00	1983 Payments in Lieu of Taxes	County Taxes .43
Collection of Taxes 60,100.00	Delinquent Tax & Lien Collections 534,279.43	County Library Taxes .02
Planning, Housing & Development 71,975.00	Business Personalty Replacement Taxes 178,040.40	Local Municipal Purpose Taxes .66
Human Resources 1,000.00	Taxes from Public Utilities 699,159.00	Veteran & Senior Citizen Taxes
Elections	Other Miscellaneous Tax Revenues	Total Taxes for Rate Computation 3.03
General Administration (other) 282,500.00	State Aid Revenues 73,926.99	Special District Taxes
JUDICIARY	Federal Aid Revenues	Bank Corp. Taxes 554.41
Municipal Courts 70,500.00	State and Local Fiscal Assistance Act Utilized 71,021.18	Added and Omitted Taxes
PUBLIC SAFETY	Sale of Acquired Property	Total Taxes Levied - ABSTRACT 7,289,577.01
Fire Protection 111,600.00	Other Miscellaneous Revenues	Total Taxes Billed 7,289,022.60
Police Protection 706,607.66	Total 8,982,277.63	1983 TAXES COLLECTED
Civil Defense & Disaster Control 500.00	Prior Years Surplus Appropriated 475,000.00	1983 Taxes Cancelled, Abated or Adjusted
Environmental Inspection & Control 70,650.00	REVENUES TOTAL 9,457,277.63	Transfer to Tax Title Liens or Foreclosed
Other Public Safety	Reserve For Uncollected Taxes 511,209.00	Balance Outstanding Dec. 31, 1983
PUBLIC WORKS	CAPITAL OUTLAY TOTAL 424,079.76	PRIOR YEARS TAXES OUTSTANDING
Streets and Drainage 322,007.61	Public Enterprises 488.55	Balance January 1, 1983
Sewers and Sewage Processing 30,000.00	Recreation—Culture	Collected in 1983
Garbage and Trash Disposal 193,825.00	Public Works 352,429.64	Cancelled, Abated or Adjusted 1983
Public Buildings and Grounds 42,500.00	Buildings and Grounds 71,161.57	Transfers to Tax Title Liens or Foreclosed
Other Public Works	Library and Education	Balance December 31, 1983
HEALTH and WELFARE	Conservation	TAX TITLE LIENS OUTSTANDING
Health Services Except Environmental 18,922.00	All Other	Balance January 1, 1983
Welfare-Public Assistance 13,050.00		Transfer From Taxes
Hospitals, Clinics, First Aid		Redeemed in 1983
Animal, Insect, & Rodent Control		Cancelled, Abated or Adjusted (1983)
Other Welfare Services		Transfers to Foreclosed Property
RECREATION and CONSERVATION		Balance December 31, 1983
Beaches and Boardwalks		PROPERTY ACQUIRED BY DEED OR
Parks, Playgrounds, Shade Trees 27,550.00		FORECLOSURE
Land Reclamation & Conservation 250.00		Balance January 1, 1983
Other Recreational Services 2,570.00		Transfers From Taxes or Liens
EDUCATION (excluding schools)		Sale for Cash (1983)
Libraries 4,500.00		Cancelled, Abated or Adjusted (1983)
Other Educational Services		Balance December 31, 1983
STATUTORY EXPENDITURES		CURRENT FINANCES DECEMBER 31, 1983
Pensions & F. I. C. A. 245,955.00		ASSETS
Employee Fringe Benefits 105,400.00		Cash Dec. 31, 1983
Other Statutory Expenditures 6,200.00		Taxes Receivable
CETA And Other Public Employment Programs		Tax Title Liens
MUNICIPAL FUNCTIONS		Foreclosed Property
CAPITAL IMPROVEMENTS *MEMO* 39,045.00		Emergencies & Other Deferred Charges
DEBT SERVICE		State and Federal Aid Receivable
Principal Payments 344,500.00		Other Receivables
Interest Payments 130,369.00		Total 3,336,636.16
DEFERRED CHARGES		LIABILITIES, RESERVES, AND SURPLUS
SCHOOL, COUNTY, SPECIAL DISTRICT TAXES 15,000.00		Cash Liabilities 1,991,938.73
RESERVE FOR UNCOLLECTED TAXES 5,613,939.20		Reserves for Receivables 740,437.76
EXPENDITURES TOTAL 9,138,929.47		Surplus Dec. 31, 1983 604,259.67
		Total 3,336,636.16

1612
Population 1980 11,448
Population 1983 11,392
S & P Rating
Moody Rating AAA

General Tax Rate Per \$100. 2.61
State Equalized Tax Rate 1.71

TOTOWA BOROUGH - PASSAIC COUNTY
Form of Government:
Borough Council
Number of Members on Governing Body - 6

PER CAPITA:
Gross Debt 434.76
Net Debt 358.57
Debt Service 42.20
Total Tax Levy 740.08
Municipal Expenditures 287.91
PER CENT:
Gross Debt 1.05
Net Debt .86
Tax Levy Collected 98.33
Tax Levy Cancelled, Abated or Adjusted .72

EXPENDITURES		REVENUES-REALIZED		1983 PROPERTY TAX	
GENERAL GOVERNMENT		1983 Payments in Lieu of Taxes		STATE EQUALIZED TAX RATE	
Governing Body & Public Boards	8,922.88	Delinquent Tax & Lien Collections		Local District School Taxes	.51 2,505,260.75
Municipal Clerk		Business Personalty Replacement Taxes		Regional & Consolidated School Tax	.40 1,946,754.72
Financial Administration	36,156.50	Taxes from Public Utilities		School Taxes in Municipal Budget	
Assessment of Taxes	42,342.92	Other Miscellaneous Tax Revenues		County Taxes	.62 3,009,287.77
Collection of Taxes	19,159.07	State Aid Revenues		County Library Taxes	
Planning, Housing & Development	10,794.00	Federal Aid Revenues		Local Municipal Purpose Taxes	.18 873,104.21
Human Resources		State and Local Fiscal Assistance Act Utilized		Veteran & Senior Citizen Taxes	
Elections	3,305.00	Sale of Acquired Property		Total Taxes for Rate Computation	1.71 8,520,357.45
General Administration (other)	307,803.39	Other Miscellaneous Revenues		Special District Taxes	
JUDICIARY		Total		Bank Corp. Taxes	85,842.32
Municipal Courts	35,420.07	Prior Years Surplus Appropriated		Added and Omitted Taxes	10,797.07
PUBLIC SAFETY		REVENUES TOTAL		Total Taxes Levied - ABSTRACT	8,431,046.84
Fire Protection	60,252.96	Reserve For Uncollected Taxes		Total Taxes Billed	8,359,366.28
Police Protection	659,673.00	CAPITAL OUTLAY TOTAL		1983 TAXES COLLECTED	8,219,357.36
Civil Defense & Disaster Control	1,203.00	Public Enterprises		1983 Taxes Cancelled, Abated or Adjusted	60,390.18
Environmental Inspection & Control	30,975.01	Recreation—Culture		Transfer to Tax Title Liens or Foreclosed	336.69
Other Public Safety		Public Works		Balance Outstanding Dec. 31, 1983	79,282.05
PUBLIC WORKS		Buildings and Grounds		PRIOR YEARS TAXES OUTSTANDING	
Streets and Drainage	277,079.88	Library and Education		Balance January 1, 1983	98,176.66
Sewers and Sewage Processing	306,270.36	Conservation		Collected in 1983	98,176.66
Garbage and Trash Disposal	94,291.06	All Other		Cancelled, Abated or Adjusted 1983	
Public Buildings and Grounds	95,366.60	CAPITAL DEBT AUTHORIZED, DECEMBER 31, 1983		Transfers to Tax Title Liens or Foreclosed	
Other Public Works	45,500.00	ISSUED AND UNISSUED GROSS DEBT NET DEBT		Balance December 31, 1983	
HEALTH and WELFARE		School 445,476		TAX TITLE LIENS OUTSTANDING	
Health Services Except Environmental	35,554.32	Self-Liquidating 418,584		Balance January 1, 1983	4,086.06
Welfare-Public Assistance	5,608.92	Other 4,088,674		Transfer From Taxes	336.69
Hospitals, Clinics, First Aid		Total 4,952,735		Redeemed in 1983	
Animal, Insect, & Rodent Control		ISSUED AND OUTSTANDING		Cancelled, Abated or Adjusted (1983)	
Other Welfare Services		School 445,476.32		Transfers to Foreclosed Property	
RECREATION and CONSERVATION		Self-Liquidating 265,000.00		Balance December 31, 1983	4,422.75
Beaches and Boardwalks	38,853.56	Other 3,020,000.00		PROPERTY ACQUIRED BY DEED OR FORECLOSURE	
Parks, Playgrounds, Shade Trees		Total 3,730,476.32		Balance January 1, 1983	168,700.00
Land Reclamation & Conservation	11,934.00	EQUALIZED VALUATION BASIS FOR NET DEBT COMPUTATION		Transfers From Taxes or Liens	
Other Recreational Services		REAL PROPERTY VALUATIONS		Sale for Cash (1983)	
EDUCATION (excluding schools)		Code Class # of Parcels % VAL'N ASSESSED VALUATION		Cancelled, Abated or Adjusted (1983)	
Libraries	110,000.00	1 Vacant Land 104 1.85 5,871,300.00		Balance December 31, 1983	168,700.00
Other Educational Services		2 Residential 2980 51.13 1,02,148,700.00		CURRENT FINANCES DECEMBER 31, 1983	
STATUTORY EXPENDITURES		3 Farm 2 .06 182,800.00		ASSETS	
Pensions & F. I. C. A.	195,559.52	4a Commercial 140 21.18 67,180,400.00		Cash Dec. 31, 1983	2,858,471.29
Employee Fringe Benefits	99,900.60	4b Industrial 61 25.78 81,776,100.00		Taxes Receivable	79,282.05
Other Statutory Expenditures	2,500.00	4c Apartments 3287 317,159,300.00		Tax Title Liens	4,422.75
CETA And Other Public Employment Programs		Total 4.00 Sq. Miles 319,868,552		Foreclosed Property	168,700.00
MUNICIPAL FUNCTIONS TOTAL	2,534,336.62	Net Valuation Taxable-Municipal 490,154,482		Emergencies & Other Deferred Charges	139,400.61
CAPITAL IMPROVEMENTS *MEMO*	12,000.00	Net Valuation Taxable-County 486,997,034		State and Federal Aid Receivable	777.37
DEBT SERVICE		State Equalized Valuation 65.49		Other Receivables	38,248.32
Principal Payments	232,000.00			Total	3,289,302.39
Interest Payments	248,755.25			LIABILITIES, RESERVES, AND SURPLUS	
DEFERRED CHARGES	149,867.86			Cash Liabilities	2,589,632.78
SCHOOL, COUNTY, SPECIAL DISTRICT TAXES	7,461,303.24			Reserves for Receivables	290,653.12
RESERVE FOR UNCOLLECTED TAXES	114,926.32			Surplus Dec. 31, 1983	409,016.49
EXPENDITURES TOTAL	10,741,189.29			Total	3,289,302.39

1111
Population 1980 92,124
Population 1983 92,362
S & P Rating A-
Moody Rating BAA1

General Tax Rate Per \$100. 12.62
State Equalized Tax Rate 5.34

TRENTON CITY – MERCER COUNTY

Form of Government:

Mayor–Council Plan C (OMCL 50)

Number of Members on Governing Body – 7

PER CAPITA:
Gross Debt 1,043.73
Net Debt 177.93
Debt Service 37.37
Total Tax Levy 449.09
Municipal Expenditures 635.44

PER CENT:
Gross Debt 14.15
Net Debt 2.41
Tax Levy Collected 87.03
Tax Levy Cancelled, Abated or Adjusted 1.26

EXPENDITURES		REVENUES-REALIZED		1983 PROPERTY TAX	
GENERAL GOVERNMENT				STATE EQUALIZED TAX RATE	
Governing Body & Public Boards	162,928.00	1983 Property Taxes Collected	36,008,247.82	Local District School Taxes 1.77	13,547,701.50
Municipal Clerk	174,915.00	1983 Payments in Lieu of Taxes	1,029,870.16	Regional & Consolidated School Tax	
Financial Administration	342,837.00	Delinquent Tax & Lien Collections	3,686,574.44	School Taxes in Municipal Budget .01	68,217.00
Assessment of Taxes	167,868.00	Business Personalty Replacement Taxes	3,282,238.08	County Taxes .76	5,821,655.06
Collection of Taxes	219,692.00	Taxes from Public Utilities	4,353,918.00	County Library Taxes	
Planning, Housing & Development	531,427.00	Other Miscellaneous Tax Revenues		Local Municipal Purpose Taxes 2.80	21,460,343.34
Human Resources	4,806,314.00	State Aid Revenues	12,230,700.07	Veteran & Senior Citizen Taxes	1,039,710.00
Elections	25,820.00	Federal Aid Revenues	4,096,326.07	Total Taxes for Rate Computation 5.34	41,937,626.90
General Administration (other)	4,442,141.75	State and Local Fiscal Assistance Act Utilized	1,539,504.57	Special District Taxes	
JUDICIARY		Sale of Acquired Property	206,786.50	Bank Corp. Taxes	204,181.38
Municipal Courts	571,488.00	Other Miscellaneous Revenues	6,677,791.59	Added and Omitted Taxes	376,807.08
PUBLIC SAFETY		Total	73,113,057.23	Total Taxes Levied - ABSTRACT	41,478,905.36
Fire Protection	8,094,735.00	Prior Years Surplus Appropriated	1,400,000.00	Total Taxes Billed	41,373,477.07
Police Protection	9,698,981.00	REVENUES TOTAL	74,513,057.23	1983 TAXES COLLECTED	36,008,247.82
Civil Defense & Disaster Control	30,542.00	Reserve For Uncollected Taxes	5,505,710.43	1983 Taxes Cancelled, Abated or Adjusted	522,269.51
Environmental Inspection & Control	103,445.00	CAPITAL OUTLAY TOTAL	8,120,919.13	Transfer to Tax Title Liens or Foreclosed	51,153.39
Other Public Safety	21,956.00			Balance Outstanding Dec. 31, 1983	4,791,806.35
PUBLIC WORKS				PRIOR YEARS TAXES OUTSTANDING	
Streets and Drainage	1,561,461.00	Public Enterprises	6,144,468.51	Balance January 1, 1983	3,493,478.13
Sewers and Sewage Processing		Recreation—Culture	29,537.86	Collected in 1983	2,702,375.25
Garbage and Trash Disposal	1,520,586.00	Public Works	690,109.91	Cancelled, Abated or Adjusted 1983	233,309.58
Public Buildings and Grounds	998,921.00	Buildings and Grounds	1,253,593.74	Transfers to Tax Title Liens or Foreclosed	127,347.26
Other Public Works	452,112.00	Library and Education	766.81	Balance December 31, 1983	430,446.04
HEALTH and WELFARE		Conservation	2,442.30	TAX TITLE LIENS OUTSTANDING	
Health Services Except Environmental	1,220,414.00	All Other		Balance January 1, 1983	3,497,201.05
Welfare-Public Assistance	1,022,829.00	CAPITAL DEBT AUTHORIZED, DECEMBER 31, 1983		Transfer From Taxes	128,679.41
Hospitals, Clinics, First Aid	2,268,920.00	ISSUED AND UNISSUED GROSS DEBT		Redeemed in 1983	984,199.19
Animal, Insect, & Rodent Control	42,617.00	School 29,534,000	NET DEBT	Cancelled, Abated or Adjusted (1983)	10,565.17
Other Welfare Services	416,392.00	Self-liquidating 44,556,049		Transfers to Foreclosed Property	99,113.83
RECREATION and CONSERVATION		Other 22,311,306	16,433,860	Balance December 31, 1983	2,532,002.27
Beaches and Boardwalks		Total 96,401,356	16,433,860	PROPERTY ACQUIRED BY DEED OR FORECLOSURE	
Parks, Playgrounds, Shade Trees	751,404.00			Balance January 1, 1983	9,737,365.43
Land Reclamation & Conservation				Transfers From Taxes or Liens	148,935.07
Other Recreational Services				Sale for Cash (1983)	206,786.50
EDUCATION (excluding schools)				Cancelled, Abated or Adjusted (1983)	1,047,175.50
Libraries	1,060,046.00			Balance December 31, 1983	8,632,338.50
Other Educational Services	163,711.00			CURRENT FINANCES DECEMBER 31, 1983	
STATUTORY EXPENDITURES				ASSETS	
Pensions & F. I. C. A.	4,919,901.44			Cash Dec. 31, 1983	14,466,659.45
Employee Fringe Benefits	1,589,831.00			Taxes Receivable	5,222,252.39
Other Statutory Expenditures	200,111.00			Tax Title Liens	2,532,002.27
CETA And Other Public Employment Programs	1,906,477.00			Foreclosed Property	8,632,338.50
MUNICIPAL FUNCTIONS TOTAL	49,489,923.19			Emergencies & Other Deferred Charges	110,510.70
CAPITAL IMPROVEMENTS *MEMO*	40,000.00			State and Federal Aid Receivable	94,390.60
DEBT SERVICE				Other Receivables	2,181,839.64
Principal Payments	1,310,000.00			Total	33,219,993.55
Interest Payments	2,141,467.04			LIABILITIES, RESERVES, AND SURPLUS	
TYPE I SCHL DEBT *MEMO	311,191.00			Cash Liabilities	13,677,319.70
DEFERRED CHARGES	243,677.27			Reserves for Receivables	16,549,490.97
SCHOOL, COUNTY, SPECIAL DISTRICT TAXES	19,437,573.56			Surplus Dec. 31, 1983	2,993,182.88
RESERVE FOR UNCOLLECTED TAXES	5,505,710.43			Total	33,219,993.55
EXPENDITURES TOTAL	78,128,351.49				

1532

Population 1980 2,472
 Population 1983 2,627
 S & P Rating
 Moody Rating

General Tax Rate Per \$100. 3.40
 State Equalized Tax Rate 2.67

TUCKERTON BOROUGH – OCEAN COUNTY
Form of Government:
Borough Council
Number of Members on Governing Body – 6

PER CAPITA:

Gross Debt 887.20
 Net Debt 242.42
 Debt Service 32.37
 Total Tax Levy 710.41
 Municipal Expenditures 361.17

PER CENT:

Gross Debt 3.64
 Net Debt .99
 Tax Levy Collected 89.87
 Tax Levy Cancelled, Abated or Adjusted

EXPENDITURES		REVENUES-REALIZED		1983 PROPERTY TAX	
GENERAL GOVERNMENT				STATE EQUALIZED TAX RATE	
Governing Body & Public Boards				Local District School Taxes .81	564,287.00
Municipal Clerk	7,437.50	1983 Property Taxes Collected 1,676,744.72		Regional & Consolidated School Tax .99	684,966.02
Financial Administration	7,585.00			School Taxes in Municipal Budget	
Assessment of Taxes	23,800.00	1983 Payments in Lieu of Taxes 271,429.17		County Taxes .46 *	321,425.67
Collection of Taxes	3,838.00	Delinquent Tax & Lien Collections 17,107.60		County Library Taxes .03	20,697.30
Planning, Housing & Development		Business Personalty Replacement Taxes 189,290.00		Local Municipal Purpose Taxes .37	259,200.00
Human Resources		Taxes from Public Utilities 65,447.48		Veteran & Senior Citizen Taxes 2.66	51,200.00
Elections		Other Miscellaneous Tax Revenues 15,168.19		Total Taxes for Rate Computation	1,901,775.99
General Administration (other)	69,095.45	State Aid Revenues		Special District Taxes	
JUDICIARY		Federal Aid Revenues 27,406.26		Bank Corp. Taxes	416.04
Municipal Courts	18,540.00	State and Local Fiscal Assistance Act Utilized		Added and Omitted Taxes	15,268.04
PUBLIC SAFETY		Sale of Acquired Property		Total Taxes Levied - ABSTRACT	1,866,260.07
Fire Protection	16,409.50	Other Miscellaneous Revenues 232,424.04		Total Taxes Billed	1,865,844.03
Police Protection	179,475.00	Total 2,495,017.46		1983 TAXES COLLECTED	1,676,744.72
Civil Defense & Disaster Control	250.00	Prior Years Surplus Appropriated 109,552.52		1983 Taxes Cancelled, Abated or Adjusted	
Environmental Inspection & Control	7,650.00	REVENUES TOTAL 2,604,569.98		Transfer to Tax Title Liens or Foreclosed	
Other Public Safety		Reserve For Uncollected Taxes 285,400.00		Balance Outstanding Dec. 31, 1983	189,102.31
PUBLIC WORKS		CAPITAL OUTLAY TOTAL 21,943.85		PRIOR YEARS TAXES OUTSTANDING	
Streets and Drainage	81,028.96	Public Enterprises		Balance January 1, 1983	209,291.31
Sewers and Sewage Processing		Recreation—Culture 2,940.00		Collected in 1983	182,002.01
Garbage and Trash Disposal	63,746.00	Public Works 19,003.85		Cancelled, Abated or Adjusted 1983	
Public Buildings and Grounds	14,100.00	Buildings and Grounds		Transfers to Tax Title Liens or Foreclosed	
Other Public Works		Library and Education		Balance December 31, 1983	27,289.30
HEALTH and WELFARE		Conservation		TAX TITLE LIENS OUTSTANDING	
Health Services Except Environmental	3,275.00	All Other		Balance January 1, 1983	137,805.03
Welfare-Public Assistance	2,600.00	CAPITAL DEBT AUTHORIZED, DECEMBER 31, 1983		Transfer From Taxes	
Hospitals, Clinics, First Aid		ISSUED AND UNISSUED GROSS DEBT NET DEBT		Redeemed in 1983	89,427.16
Animal, Insect, & Rodent Control	3,184.00	School 1,693,839		Cancelled, Abated or Adjusted (1983)	
Other Welfare Services		Self-liquidating 636,836 636,836		Transfers to Foreclosed Property	
RECREATION and CONSERVATION		Other 2,330,676 636,836		Balance December 31, 1983	48,377.87
Beaches and Boardwalks		ISSUED AND OUTSTANDING		PROPERTY ACQUIRED BY DEED OR	
Parks, Playgrounds, Shade Trees		School 1,693,839.19		FORECLOSURE	
Land Reclamation & Conservation	3,266.00	Self-Liquidating 464,000.00		Balance January 1, 1983	161,660.00
Other Recreational Services		Other 2,157,839.19		Transfers From Taxes or Liens	
EDUCATION (excluding schools)		EQUALIZED VALUATION BASIS		Sale for Cash (1983)	
Libraries	2,000.00	FOR NET DEBT COMPUTATION 64,049,781		Cancelled, Abated or Adjusted (1983)	
Other Educational Services		REAL PROPERTY VALUATIONS		Balance December 31, 1983	161,660.00
STATUTORY EXPENDITURES		Code Class # of Parcels % VAL'N ASSESSED VALUATION		CURRENT FINANCES DECEMBER 31, 1983	
Pensions & F. I. C. A.	34,000.00	1 Vacant Land 421 7.37 3,945,300.00		ASSETS	
Employee Fringe Benefits	18,105.85	2 Residential 1274 77.03 41,260,050.00		Cash Dec. 31, 1983	791,822.13
Other Statutory Expenditures	2,000.00	3 Farm 99 10.76 5,766,100.00		Taxes Receivable	216,391.61
CETA And Other Public Employment Programs		4a Commercial 4b Industrial 2 4.84 2,594,100.00		Tax Title Liens	48,377.87
MUNICIPAL FUNCTIONS TOTAL 561,386.26		Total 1796 53,565,550.00		Foreclosed Property	161,660.00
CAPITAL IMPROVEMENTS *MEMO* 1,000.00		Land Area 3.70 Sq. Miles		Emergencies & Other Deferred Charges	20,000.00
DEBT SERVICE		Net Valuation Taxable-Municipal 54,441,867		State and Federal Aid Receivable	
Principal Payments	20,000.00	Net Valuation Taxable-County 70,571,727		Other Receivables	8,380.97
Interest Payments	65,043.42	State Equalized Valuation 69,182,298		Total	1,246,632.58
DEFERRED CHARGES		State Equalization Ratio 78.42		LIABILITIES, RESERVES, AND SURPLUS	
SCHOOL, COUNTY, SPECIAL DISTRICT TAXES	16,953.64			Cash Liabilities	402,885.47
RESERVE FOR UNCOLLECTED TAXES	1,591,375.99			Reserves for Receivables	434,810.45
EXPENDITURES TOTAL 2,540,159.31				Surplus Dec. 31, 1983	408,936.66
				Total	1,246,632.58

0910
Population 1980 55,593
Population 1983 56,939
S & P Rating
Moody Rating BAA

General Tax Rate Per \$100. 8.52
State Equalized Tax Rate 5.75

UNION CITY CITY – HUDSON COUNTY

Form of Government:
Commission (1911)

Number of Members on Governing Body – 5

PER CAPITA:
Gross Debt 147.16
Net Debt 38.48
Debt Service 16.83
Total Tax Levy 430.08
Municipal Expenditures 445.71

PER CENT:
Gross Debt 2.20
Net Debt .58
Tax Levy Collected 92.37
Tax Levy Cancelled, Abated or Adjusted .42

EXPENDITURES		REVENUES-REALIZED		1983 PROPERTY TAX STATE EQUALIZED TAX RATE	
GENERAL GOVERNMENT					
Governing Body & Public Boards		1983 Property Taxes Collected	22,561,435.67	Local District School Taxes 1.70	7,208,621.00
Municipal Clerk	66,152.00	1983 Payments in Lieu of Taxes	237,169.68	Regional & Consolidated School Tax	
Financial Administration	179,074.00	Delinquent Tax & Lien Collections	1,684,623.75	School Taxes in Municipal Budget .01	61,510.50
Assessment of Taxes	119,075.00	Business Personalty Replacement Taxes	1,163,790.76	County Taxes 1.10 *	4,671,609.48
Collection of Taxes	115,393.00	Taxes from Public Utilities	1,547,513.00	County Library Taxes	
Planning, Housing & Development	23,500.00	Other Miscellaneous Tax Revenues	2,543.82	Local Municipal Purpose Taxes 2.93	12,418,686.94
Human Resources	1,840,545.95	State Aid Revenues	4,624,887.27	Veteran & Senior Citizen Taxes	171,247.72
Elections	22,319.00	Federal Aid Revenues		Total Taxes for Rate Computation 5.74	24,531,675.64
General Administration (other)	1,446,320.89	State and Local Fiscal Assistance Act Utilized	1,227,217.00	Special District Taxes	
JUDICIARY		Sale of Acquired Property	32,000.00	Bank Corp. Taxes	78,451.47
Municipal Courts	264,079.00	Other Miscellaneous Revenues	1,333,150.99	Added and Omitted Taxes	49,527.08
PUBLIC SAFETY		Total	34,414,331.94	Total Taxes Levied - ABSTRACT	24,488,406.47
Fire Protection	3,283,568.85	Prior Years Surplus Appropriated	1,500,000.00	Total Taxes Billed	24,424,626.27
Police Protection	4,173,509.12	REVENUES TOTAL	35,914,331.94	1983 TAXES COLLECTED	22,561,435.67
Civil Defense & Disaster Control	4,100.00	Reserve For Uncollected Taxes	2,002,330.89	1983 Taxes Cancelled, Abated or Adjusted	102,983.31
Environmental Inspection & Control	244,900.00	CAPITAL OUTLAY TOTAL	51,452.02	Transfer to Tax Title Liens or Foreclosed	229,065.88
Other Public Safety				Balance Outstanding Dec. 31, 1983	1,531,141.41
PUBLIC WORKS				PRIOR YEARS TAXES OUTSTANDING	
Streets and Drainage	1,363,431.35	Public Enterprises		Balance January 1, 1983	1,615,576.79
Sewers and Sewage Processing	387,895.32	Recreation—Culture		Collected in 1983	1,310,280.98
Garbage and Trash Disposal	1,482,000.00	Public Works	51,452.02	Cancelled, Abated or Adjusted 1983	4,922.58
Public Buildings and Grounds	334,833.00	Buildings and Grounds		Transfers to Tax Title Liens or Foreclosed	74,007.13
Other Public Works	443,500.00	Library and Education		Balance December 31, 1983	226,366.10
HEALTH and WELFARE		Conservation		TAX TITLE LIENS OUTSTANDING	
Health Services Except Environmental	562,461.00	All Other		Balance January 1, 1983	550,739.25
Welfare-Public Assistance	762,214.00	CAPITAL DEBT AUTHORIZED, DECEMBER 31, 1983		Transfer From Taxes	321,894.72
Hospitals, Clinics, First Aid		ISSUED AND UNISSUED		Redeemed in 1983	374,342.77
Animal, Insect, & Rodent Control		School	6,188,000	Cancelled, Abated or Adjusted (1983)	
Other Welfare Services	829,643.20	Self-Liquidating	2,191,000	Transfers to Foreclosed Property	
RECREATION and CONSERVATION		Other	8,379,000	Balance December 31, 1983	498,291.20
Beaches and Boardwalks		Total		PROPERTY ACQUIRED BY DEED OR FORECLOSURE	
Parks, Playgrounds, Shade Trees	300,000.00	ISSUED AND OUTSTANDING		Balance January 1, 1983	117,750.00
Land Reclamation & Conservation		School	6,026,912.62	Transfers From Taxes or Liens	
Other Recreational Services	9,436.30	Self-Liquidating	2,191,000.00	Sale for Cash (1983)	32,000.00
EDUCATION (excluding schools)		Other	8,217,912.62	Cancelled, Abated or Adjusted (1983)	10,600.00
Libraries	378,898.61	Total		Balance December 31, 1983	75,150.00
Other Educational Services		EQUALIZED VALUATION BASIS		CURRENT FINANCES DECEMBER 31, 1983	
STATUTORY EXPENDITURES		FOR NET DEBT COMPUTATION	380,035,252	ASSETS	
Pensions & F. I. C. A.	1,964,729.67	REAL PROPERTY VALUATIONS		Cash Dec. 31, 1983	3,539,254.03
Employee Fringe Benefits	1,057,217.00	Code Class # of Parcels % VAL'N		Taxes Receivable	1,757,507.51
Other Statutory Expenditures	70,000.00	1 Vacant Land 236 1.20	3,262,500.00	Tax Title Liens	498,291.20
CETA And Other Public Employment Programs		2 Residential 3577 39.33	107,190,350.00	Foreclosed Property	75,150.00
MUNICIPAL FUNCTIONS		3 Farm		Emergencies & Other Deferred Charges	568,016.35
CAPITAL IMPROVEMENTS	*MEMO*	4a Commercial 1537 32.35	88,146,100.00	State and Federal Aid Receivable	4,907.33
DEBT SERVICE		4b Industrial 148 4.38	11,933,100.00	Other Receivables	1,171,475.79
Principal Payments	689,000.00	4c Apartments 705 22.74	61,978,450.00	Total	7,614,602.21
Interest Payments	269,480.50	Total 6203	272,510,500.00	LIABILITIES, RESERVES, AND SURPLUS	
TYPE I SCHL DEBT	*MEMO*	Land Area 1.40 Sq. Miles		Cash Liabilities	2,501,690.71
DEFERRED CHARGES		Net Valuation Taxable-Municipal	286,067,912	Reserves for Receivables	2,676,946.23
SCHOOL, COUNTY, SPECIAL DISTRICT TAXES	11,941,740.98	Net Valuation Taxable-County	408,322,798	Surplus Dec. 31, 1983	2,435,965.27
RESERVE FOR UNCOLLECTED TAXES	2,002,330.89	State Equalized Valuation	417,714,538	Total	7,614,602.21
EXPENDITURES	TOTAL	State Equalization Ratio	67.43		
	37,320,209.77				

1025

Population 1980 3,971
 Population 1983 3,780
 S & P Rating
 Moody Rating

General Tax Rate Per \$100.
 2.00
 State Equalized Tax Rate
 2.05

UNION TOWNSHIP – HUNTERDON COUNTY
Form of Government:
Township Committee
Number of Members on Governing Body – 3

PER CAPITA:
 Gross Debt 274.26
 Net Debt
 Debt Service
 Total Tax Levy 666.99
 Municipal Expenditures 210.34

PER CENT:
 Gross Debt .94
 Net Debt
 Tax Levy Collected 92.78
 Tax Levy Cancelled, Abated or Adjusted .18

EXPENDITURES		REVENUES-REALIZED		1983 PROPERTY TAX	
GENERAL GOVERNMENT				STATE EQUALIZED TAX RATE → .83	
Governing Body & Public Boards		1983 Property Taxes Collected	2,342,907.29	Local District School Taxes	993,890.25
Municipal Clerk		1983 Payments in Lieu of Taxes	9,335.46	Regional & Consolidated School Tax	893,983.40
Financial Administration	14,770.76	Delinquent Tax & Lien Collections	195,399.67	School Taxes in Municipal Budget	
Assessment of Taxes	18,443.96	Business Personalty Replacement Taxes	49,485.36	County Taxes	518,200.53
Collection of Taxes	12,017.08	Taxes from Public Utilities	150,675.00	County Library Taxes	31,044.68
Planning, Housing & Development	28,740.20	Other Miscellaneous Tax Revenues		Local Municipal Purpose Taxes	
Human Resources		State Aid Revenues	18,033.29	Veteran & Senior Citizen Taxes	23,100.00
Elections		Federal Aid Revenues		Total Taxes for Rate Computation	2,460,218.66
General Administration (other)	103,003.00	State and Local Fiscal Assistance Act Utilized	16,700.00	Special District Taxes	
JUDICIARY		Sale of Acquired Property		Bank Corp. Taxes	1,851.53
Municipal Courts	27,614.80	Other Miscellaneous Revenues	272,544.23	Added and Omitted Taxes	82,260.02
PUBLIC SAFETY		Total	3,055,080.30	Total Taxes Levied - ABSTRACT	2,521,230.41
Fire Protection	30,500.00	Prior Years Surplus Appropriated	284,095.45	Total Taxes Billed	2,525,315.08
Police Protection	24,100.00	REVENUES TOTAL	3,339,175.75	1983 TAXES COLLECTED	2,342,907.29
Civil Defense & Disaster Control	3,600.00	Reserve For Uncollected Taxes	258,500.00	1983 Taxes Cancelled, Abated or Adjusted	4,503.54
Environmental Inspection & Control	27,343.00			Transfer to Tax Title Liens or Foreclosed	8,722.00
Other Public Safety				Balance Outstanding Dec. 31, 1983	169,182.25
PUBLIC WORKS		CAPITAL OUTLAY TOTAL		PRIOR YEARS TAXES OUTSTANDING	
Streets and Drainage	141,285.20	Public Enterprises		Balance January 1, 1983	207,598.75
Sewers and Sewage Processing	32,000.00	Recreation—Culture		Collected in 1983	180,149.73
Garbage and Trash Disposal	10,600.00	Public Works		Cancelled, Abated or Adjusted 1983	2,193.22
Public Buildings and Grounds	16,100.00	Buildings and Grounds		Transfers to Tax Title Liens or Foreclosed	654.55
Other Public Works		Library and Education		Balance December 31, 1983	24,601.25
HEALTH and WELFARE		Conservation		TAX TITLE LIENS OUTSTANDING	
Health Services Except Environmental	400.00	All Other		Balance January 1, 1983	73,710.09
Welfare-Public Assistance	1,780.00			Transfer From Taxes	9,574.37
Hospitals, Clinics, First Aid		CAPITAL DEBT AUTHORIZED, DECEMBER 31, 1983		Redeemed in 1983	15,249.94
Animal, Insect, & Rodent Control		ISSUED AND UNISSUED		Cancelled, Abated or Adjusted (1983)	
Other Welfare Services		School	1,036,705	Transfers to Foreclosed Property	
RECREATION and CONSERVATION		Self-Liquidating		Balance December 31, 1983	68,034.52
Beaches and Boardwalks		Other		PROPERTY ACQUIRED BY DEED OR FORECLOSURE	
Parks, Playgrounds, Shade Trees		Total	1,036,705	Balance January 1, 1983	
Land Reclamation & Conservation	500.00	ISSUED AND OUTSTANDING		Transfers From Taxes or Liens	
Other Recreational Services	2,250.00	School	761,705.67	Sale for Cash (1983)	
EDUCATION (excluding schools)		Self-Liquidating		Cancelled, Abated or Adjusted (1983)	
Libraries		Other		Balance December 31, 1983	
Other Educational Services		Total	761,705.67	CURRENT FINANCES DECEMBER 31, 1983	
STATUTORY EXPENDITURES		EQUALIZED VALUATION BASIS FOR NET DEBT COMPUTATION	110,517,133	ASSETS	
Pensions & F. I. C. A.	22,000.00	REAL PROPERTY VALUATIONS		Cash Dec. 31, 1983	1,579,457.94
Employee Fringe Benefits	11,850.00	Code Class # of Parcels % VAL'N		Taxes Receivable	195,783.50
Other Statutory Expenditures	3,700.00	1 Vacant Land 218 4.41	5,349,895.00	Tax Title Liens	68,034.52
CETA And Other Public Employment Programs		2 Residential 1030 73.58	89,257,760.00	Foreclosed Property	
MUNICIPAL FUNCTIONS TOTAL	532,598.00	3 Farm 297 9.77	11,857,785.00	Emergencies & Other Deferred Charges	
CAPITAL IMPROVEMENTS *MEMU*		4a Commercial 40 9.05	10,977,253.00	State and Federal Aid Receivable	425.39
DEBT SERVICE		4b Industrial 7 3.13	3,795,000.00	Other Receivables	3,459.64
Principal Payments		4c Apartments 1 .06	76,700.00	Total	1,845,160.99
Interest Payments		Total 1593	121,314,393.00	LIABILITIES, RESERVES, AND SURPLUS	
DEFERRED CHARGES	4,000.00	Land Area 18.10 Sq. Miles		Cash Liabilities	1,046,027.48
SCHOOL, COUNTY, SPECIAL DISTRICT TAXES	2,437,118.86	Net Valuation Taxable-Municipal	122,157,753	Reserves for Receivables	265,277.66
RESERVE FOR UNCOLLECTED TAXES	258,500.00	Net Valuation Taxable-County	115,367,936	Surplus Dec. 31, 1983	533,855.85
EXPENDITURES TOTAL	3,232,216.86	State Equalized Valuation	119,085,300	Total	1,845,160.99
		State Equalization Ratio	102.60		

2019

Population 1980 **50,184**
 Population 1983 **50,649**
 S & P Rating **AA**
 Moody Rating **AA**

General Tax Rate Per \$100. **3.62**
 State Equalized Tax Rate **2.23**

UNION TOWNSHIP – UNION COUNTY**Form of Government:****Township Committee****Number of Members on Governing Body – 5**

PER CAPITA:

Gross Debt **346.20**
 Net Debt **169.52**
 Debt Service **19.71**
 Total Tax Levy **705.00**
 Municipal Expenditures **405.28**

PER CENT:

Gross Debt **1.17**
 Net Debt **.57**
 Tax Levy Collected **97.96**
 Tax Levy Cancelled, Abated or Adjusted **.23**

EXPENDITURES		REVENUES-REALIZED		1983 PROPERTY TAX	
GENERAL GOVERNMENT				STATE EQUALIZED TAX RATE →	
Governing Body & Public Boards		1983 Property Taxes Collected	34,979,104.71	Local District School Taxes 1.10	17,583,609.00
Municipal Clerk		1983 Payments in Lieu of Taxes	91,998.11	Regional & Consolidated School Tax	
Financial Administration	131,126.00	Delinquent Tax & Lien Collections	574,228.88	School Taxes in Municipal Budget	
Assessment of Taxes	83,970.00	Business Personalty Replacement Taxes	1,419,561.84	County Taxes	.51
Collection of Taxes	148,332.00	Taxes from Public Utilities	3,900,507.33	County Library Taxes	
Planning, Housing & Development	106,085.00	Other Miscellaneous Tax Revenues		Local Municipal Purpose Taxes	.61
Human Resources	35,000.00	State Aid Revenues	730,665.51	Veteran & Senior Citizen Taxes	
Elections	10,000.00	Federal Aid Revenues		Total Taxes for Rate Computation	2.22
General Administration (other)	2,110,503.88	State and Local Fiscal Assistance Act Utilized	524,093.00	Special District Taxes	
JUDICIARY		Sale of Acquired Property		Bank Corp. Taxes	68,148.95
Municipal Courts	162,796.00	Other Miscellaneous Revenues	2,228,322.06	Added and Omitted Taxes	113,565.77
PUBLIC SAFETY		Total	44,448,481.44	Total Taxes Levied - ABSTRACT	35,707,442.27
Fire Protection	4,267,140.00	Prior Years Surplus Appropriated	1,200,000.00	Total Taxes Billed	35,707,605.54
Police Protection	4,783,819.00	REVENUES TOTAL	45,648,481.44	1983 TAXES COLLECTED	34,979,104.71
Civil Defense & Disaster Control	14,330.00	Reserve For Uncollected Taxes	1,074,549.75	1983 Taxes Cancelled, Abated or Adjusted	82,786.18
Environmental Inspection & Control	138,254.00	CAPITAL OUTLAY TOTAL	954,343.63	Transfer to Tax Title Liens or Foreclosed	79,856.98
Other Public Safety		Public Enterprises		Balance Outstanding Dec. 31, 1983	565,857.67
PUBLIC WORKS		Recreation—Culture	42,697.58	PRIOR YEARS TAXES OUTSTANDING	
Streets and Drainage	782,400.00	Public Works	426,398.45	Balance January 1, 1983	820,165.32
Sewers and Sewage Processing	1,574,000.00	Buildings and Grounds	435,146.05	Collected in 1983	566,360.16
Garbage and Trash Disposal	176,960.00	Library and Education	50,101.55	Cancelled, Abated or Adjusted 1983	
Public Buildings and Grounds		Conservation		Transfers to Tax Title Liens or Foreclosed	70,317.58
Other Public Works		All Other		Balance December 31, 1983	183,487.58
HEALTH and WELFARE		CAPITAL DEBT AUTHORIZED, DECEMBER 31, 1983		TAX TITLE LIENS OUTSTANDING	
Health Services Except Environmental	268,321.00	ISSUED AND UNISSUED		Balance January 1, 1983	12,206.37
Welfare-Public Assistance	56,690.00	School	2,093,000	Transfer From Taxes	150,174.56
Hospitals, Clinics, First Aid	18,000.00	Self-liquidating	5,855,600	Redeemed in 1983	7,868.72
Animal, Insect, & Rodent Control	23,110.00	Other	9,586,144	Cancelled, Abated or Adjusted (1983)	
Other Welfare Services		Total	17,534,744	Transfers to Foreclosed Property	
RECREATION and CONSERVATION		ISSUED AND OUTSTANDING		Balance December 31, 1983	154,512.21
Beaches and Boardwalks		School	2,093,000.00	PROPERTY ACQUIRED BY DEED OR	
Parks, Playgrounds, Shade Trees	109,000.00	Self-Liquidating	1,099,000.00	FORECLOSURE	
Land Reclamation & Conservation		Other	6,063,000.00	Balance January 1, 1983	440,240.00
Other Recreational Services	225,870.00	Total	9,255,000.00	Transfers From Taxes or Liens	
EDUCATION (excluding schools)		EQUALIZED VALUATION BASIS		Sale for Cash (1983)	
Libraries	540,000.00	FOR NET DEBT COMPUTATION	1,502,703,550	Cancelled, Abated or Adjusted (1983)	
Other Educational Services		REAL PROPERTY VALUATIONS		Balance December 31, 1983	440,240.00
STATUTORY EXPENDITURES		Code Class # of Parcels % VAL'N		CURRENT FINANCES DECEMBER 31, 1983	
Pensions & F. I. C. A.	1,770,518.00	1 Vacant Land 840 1.47		ASSETS	
Employee Fringe Benefits	907,400.00	2 Residential 14628 68.59		Cash Dec. 31, 1983	9,491,356.64
Other Statutory Expenditures	10,000.00	3 Farm 1		Taxes Receivable	749,345.25
CETA And Other Public Employment Programs		4a Commercial 703 12.82		Tax Title Liens	154,512.21
MUNICIPAL FUNCTIONS		4b Industrial 275 15.04		Foreclosed Property	440,240.00
CAPITAL IMPROVEMENTS	*MEMO*	4c Apartments 42 2.06		Emergencies & Other Deferred Charges	
DEBT SERVICE		Total 16489		State and Federal Aid Receivable	
Principal Payments	571,000.00	Land Area 9.00 Sq. Miles		Other Receivables	87,585.20
Interest Payments	427,260.80	Net Valuation Taxable-Municipal	983,324,767	Total	10,923,039.30
		Net Valuation Taxable-County	1,601,917,739	LIABILITIES, RESERVES, AND SURPLUS	
DEFERRED CHARGES		State Equalized Valuation	1,590,128,080	Cash Liabilities	8,700,946.04
SCHOOL, COUNTY, SPECIAL DISTRICT TAXES	25,712,540.96	State Equalization Ratio	61.48	Reserves for Receivables	1,431,682.66
RESERVE FOR UNCOLLECTED TAXES	1,074,549.75			Surplus Dec. 31, 1983	790,410.60
EXPENDITURES	TOTAL			Total	10,923,039.30
	46,239,579.53				

1350
Population 1980 6,354
Population 1983 6,341
S & P Rating
Moody Rating BAA

General Tax Rate Per \$100. 3.10
State Equalized Tax Rate 2.70

UNION BEACH BORO. - MONMOUTH CO.
Form of Government:
Borough Council
Number of Members on Governing Body - 6

PER CAPITA:
Gross Debt 420.77
Net Debt 372.69
Debt Service 50.13
Total Tax Levy 429.69
Municipal Expenditures 443.01
PER CENT:
Gross Debt 2.85
Net Debt 2.52
Tax Levy Collected 92.75
Tax Levy Cancelled, Abated or Adjusted

EXPENDITURES		REVENUES-REALIZED		1983 PROPERTY TAX	
GENERAL GOVERNMENT				STATE EQUALIZED TAX RATE →	
Governing Body & Public Boards	5,600.00	1983 Property Taxes Collected 2,527,536.52		Local District School Taxes 1.29	1,297,438.50
Municipal Clerk	14,832.00	1983 Payments in Lieu of Taxes		Regional & Consolidated School Tax	
Financial Administration	13,075.00	Delinquent Tax & Lien Collections 180,412.74		School Taxes in Municipal Budget	
Assessment of Taxes	14,220.00	Business Personalty Replacement Taxes 86,819.48		County Taxes .52	526,413.16
Collection of Taxes	28,973.44	Taxes from Public Utilities 334,922.00		County Library Taxes .02	19,883.76
Planning, Housing & Development	10,500.00	Other Miscellaneous Tax Revenues		Local Municipal Purpose Taxes .86	866,000.00
Human Resources		State Aid Revenues 89,493.03		Veteran & Senior Citizen Taxes	104,600.00
Elections	1,900.00	Federal Aid Revenues		Total Taxes for Rate Computation 2.69	2,814,335.42
General Administration (other)	209,304.02	State and Local Fiscal Assistance Act Utilized 59,317.00		Special District Taxes	
JUDICIARY		Sale of Acquired Property		Bank Corp. Taxes	4,856.24
Municipal Courts	21,403.80	Other Miscellaneous Revenues		Added and Omitted Taxes	10,054.78
PUBLIC SAFETY		Total 1,003,601.62		Total Taxes Levied - ABSTRACT	2,724,646.44
Fire Protection	81,078.00	Prior Years Surplus Appropriated 301,629.00		Total Taxes Billed	2,725,076.91
Police Protection	393,502.96	REVENUES TOTAL 4,583,731.39		1983 TAXES COLLECTED	2,527,536.52
Civil Defense & Disaster Control	3,500.00	Reserve For Uncollected Taxes 225,360.00		1983 Taxes Cancelled, Abated or Adjusted	
Environmental Inspection & Control	16,560.00	CAPITAL OUTLAY TOTAL 399,227.66		Transfer to Tax Title Liens or Foreclosed	
Other Public Safety		Public Enterprises 11,836.15		Balance Outstanding Dec. 31, 1983	197,540.39
PUBLIC WORKS		Recreation—Culture 236,400.14		PRIOR YEARS TAXES OUTSTANDING	
Streets and Drainage	238,879.94	Public Works 14,362.92		Balance January 1, 1983	186,645.62
Sewers and Sewage Processing	741,071.15	Buildings and Grounds 136,628.45		Collected in 1983	169,965.70
Garbage and Trash Disposal	157,951.50	CAPITAL DEBT AUTHORIZED, DECEMBER 31, 1983		Cancelled, Abated or Adjusted 1983	
Public Buildings and Grounds	60,801.88	ISSUED AND UNISSUED		Transfers to Tax Title Liens or Foreclosed	15,373.65
Other Public Works	9,448.00	SCHOOL 117,000		Balance December 31, 1983	1,306.27
HEALTH and WELFARE		SELF-LIQUIDATING 359,000		TAX TITLE LIENS OUTSTANDING	
Health Services Except Environmental	37,274.00	OTHER 2,192,113		Balance January 1, 1983	43,995.32
Welfare-Public Assistance	8,271.00	TOTAL 2,668,113		Transfer From Taxes	17,526.79
Hospitals, Clinics, First Aid		ISSUED AND OUTSTANDING		Redeemed in 1983	10,447.04
Animal, Insect, & Rodent Control	351.00	SCHOOL 117,000.00		Cancelled, Abated or Adjusted (1983)	
Other Welfare Services		SELF-LIQUIDATING 359,000.00		Transfers to Foreclosed Property	
RECREATION and CONSERVATION		OTHER 2,147,250.00		Balance December 31, 1983	51,075.07
Beaches and Boardwalks	6,335.00	TOTAL 2,623,250.00		PROPERTY ACQUIRED BY DEED OR FORECLOSURE	
Parks, Playgrounds, Shade Trees		EQUALIZED VALUATION BASIS		Balance January 1, 1983	1,333,490.00
Land Reclamation & Conservation	37,600.00	FOR NET DEBT COMPUTATION 93,628,469		Transfers From Taxes or Liens	
Other Recreational Services		REAL PROPERTY VALUATIONS		Sale for Cash (1983)	67,643.57
EDUCATION (excluding schools)		Code Class # of Parcels % VAL'N		Cancelled, Abated or Adjusted (1983)	
Libraries	12,500.00	1 Vacant Land 388 5.00		Balance December 31, 1983	1,265,846.43
Other Educational Services		2 Residential 1904 75.46		CURRENT FINANCES DECEMBER 31, 1983	
STATUTORY EXPENDITURES		3 Farm		ASSETS	
Pensions & F. I. C. A.	68,950.36	4a Commercial 45 4.02		Cash Dec. 31, 1983	318,041.00
Employee Fringe Benefits	52,651.35	4b Industrial 8 15.52		Taxes Receivable	198,846.66
Other Statutory Expenditures	5,000.00	4c Apartments		Tax Title Liens	51,075.07
CETA And Other Public Employment Programs		Total 2345		Foreclosed Property	1,265,846.43
MUNICIPAL FUNCTIONS TOTAL 2,251,534.40		Land Area 1.80 Sq. Miles		Emergencies & Other Deferred Charges	24,800.00
CAPITAL IMPROVEMENTS *MEMO* 20,000.00		Net Valuation Taxable-Municipal 87,495,414		State and Federal Aid Receivable	14,769.59
DEBT SERVICE		Net Valuation Taxable-County 96,972,101		Other Receivables	158,568.79
Principal Payments	150,000.00	State Equalized Valuation 100,259,477		Total	2,031,947.54
Interest Payments	167,853.76	State Equalization Ratio 87.20		LIABILITIES, RESERVES, AND SURPLUS	
DEFERRED CHARGES				Cash Liabilities	165,389.14
SCHOOL, COUNTY, SPECIAL DISTRICT TAXES	1,843,735.42			Reserves for Receivables	1,674,336.95
RESERVE FOR UNCOLLECTED TAXES	225,360.00			Surplus Dec. 31, 1983	192,221.45
EXPENDITURES TOTAL 4,652,851.58				Total	2,031,947.54

0511
Population 1980 6,713
Population 1983 7,560
S & P Rating AA
Moody Rating

General Tax Rate Per \$100. 1.07
State Equalized Tax Rate .59

UPPER TOWNSHIP – CAPE MAY COUNTY
Form of Government:
Township Committee
Number of Members on Governing Body – 3

PER CAPITA:
Gross Debt 264.45
Net Debt 10.08
Debt Service
Total Tax Levy 252.97
Municipal Expenditures 785.28
PER CENT:
Gross Debt .71
Net Debt .03
Tax Levy Collected 91.77
Tax Levy Cancelled, Abated or Adjusted 1.15

EXPENDITURES		REVENUES-REALIZED		1983 PROPERTY TAX	
GENERAL GOVERNMENT				STATE EQUALIZED TAX RATE .13	
Governing Body & Public Boards		1983 Property Taxes Collected		Local District School Taxes	369,533.00
Municipal Clerk		1983 Payments in Lieu of Taxes		Regional & Consolidated School Tax	
Financial Administration	31,750.00	Delinquent Tax & Lien Collections		School Taxes in Municipal Budget	
Assessment of Taxes	175,800.00	Business Personalty Replacement Taxes		County Taxes	1,263,817.73
Collection of Taxes	53,000.00	Taxes from Public Utilities		County Library Taxes	76,610.85
Planning, Housing & Development	32,000.00	Other Miscellaneous Tax Revenues		Local Municipal Purpose Taxes	
Human Resources		State Aid Revenues		Veteran & Senior Citizen Taxes	82,600.00
Elections		Federal Aid Revenues		Total Taxes for Rate Computation	1,792,561.58
General Administration (other)	395,525.00	State and Local Fiscal Assistance Act Utilized		Special District Taxes	144,100.00
JUDICIARY		Sale of Acquired Property		Bank Corp. Taxes	13,457.65
Municipal Courts	36,750.00	Other Miscellaneous Revenues		Added and Omitted Taxes	44,966.97
PUBLIC SAFETY		Total		Total Taxes Levied - ABSTRACT	1,912,486.20
Fire Protection	40,000.00	Prior Years Surplus Appropriated		Total Taxes Billed	1,917,503.64
Police Protection	30,000.00	REVENUES TOTAL		1983 TAXES COLLECTED	1,759,695.23
Civil Defense & Disaster Control	2,210.00	Reserve For Uncollected Taxes		1983 Taxes Cancelled, Abated or Adjusted	22,109.27
Environmental Inspection & Control	64,000.00	CAPITAL OUTLAY TOTAL		Transfer to Tax Title Liens or Foreclosed	8,427.50
Other Public Safety				Balance Outstanding Dec. 31, 1983	127,271.64
PUBLIC WORKS				PRIOR YEARS TAXES OUTSTANDING	
Streets and Drainage	692,000.00	Public Enterprises		Balance January 1, 1983	147,339.65
Sewers and Sewage Processing		Recreation—Culture		Collected in 1983	118,960.53
Garbage and Trash Disposal	198,250.00	Public Works		Cancelled, Abated or Adjusted 1983	7,776.56
Public Buildings and Grounds	44,000.00	Buildings and Grounds		Transfers to Tax Title Liens or Foreclosed	3,190.21
Other Public Works		Library and Education		Balance December 31, 1983	17,412.35
HEALTH and WELFARE		Conservation		TAX TITLE LIENS OUTSTANDING	
Health Services Except Environmental	750.00	All Other		Balance January 1, 1983	19,865.06
Welfare-Public Assistance	5,000.00	CAPITAL DEBT AUTHORIZED, DECEMBER 31, 1983		Transfer From Taxes	12,031.11
Hospitals, Clinics, First Aid		ISSUED AND UNISSUED GROSS DEBT		Redeemed in 1983	5,958.93
Animal, Insect, & Rodent Control	88,050.00	NET DEBT		Cancelled, Abated or Adjusted (1983)	372.72
Other Welfare Services		School		Transfers to Foreclosed Property	
RECREATION and CONSERVATION		Self-liquidating		Balance December 31, 1983	25,564.52
Beaches and Boardwalks	68,500.00	Other		PROPERTY ACQUIRED BY DEED OR	
Parks, Playgrounds, Shade Trees		Total		FORECLOSURE	
Land Reclamation & Conservation		ISSUED AND OUTSTANDING		Balance January 1, 1983	671,929.00
Other Recreational Services	91,800.00	School		Transfers From Taxes or Liens	
EDUCATION (excluding schools)		Self-Liquidating		Sale for Cash (1983)	
Libraries		Other		Cancelled, Abated or Adjusted (1983)	
Other Educational Services	3,450,000.00	Total		Balance December 31, 1983	671,929.00
STATUTORY EXPENDITURES		EQUALIZED VALUATION BASIS		CURRENT FINANCES DECEMBER 31, 1983	
Pensions & F. I. C. A.	63,000.00	FOR NET DEBT COMPUTATION		ASSETS	
Employee Fringe Benefits	53,650.00	REAL PROPERTY VALUATIONS		Cash Dec. 31, 1983	5,460,343.15
Other Statutory Expenditures	1,000.00	Code Class # of Parcels % VAL'N		Taxes Receivable	144,683.99
CETA And Other Public Employment Programs		1 Vacant Land 2311 13.39		Tax Title Liens	25,564.52
MUNICIPAL FUNCTIONS TOTAL	5,617,035.00	2 Residential 2779 72.50		Foreclosed Property	671,929.00
CAPITAL IMPROVEMENTS *MEMO*	150,000.00	3 Farm 82 1.10		Emergencies & Other Deferred Charges	12,000.00
DEBT SERVICE		4a Commercial 173 9.91		State and Federal Aid Receivable	780.51
Principal Payments		4b Industrial 1 3.09		Other Receivables	1,314.50
Interest Payments		4c Apartments		Total	6,316,615.67
DEFERRED CHARGES	133,387.12	Total 5346		LIABILITIES, RESERVES, AND SURPLUS	
SCHOOL, COUNTY, SPECIAL DISTRICT TAXES	1,854,061.58	Land Area 63.70 Sq. Miles		Cash Liabilities	2,544,285.73
RESERVE FOR UNCOLLECTED TAXES	186,322.54	Net Valuation Taxable-Municipal		Reserves for Receivables	843,492.01
EXPENDITURES TOTAL	7,790,806.24	Net Valuation Taxable-County		Surplus Dec. 31, 1983	2,928,837.93
		State Equalized Valuation		Total	6,316,615.67
		State Equalization Ratio			

0613
Population 1980 6,810
Population 1983 6,844
S & P Rating
Moody Rating

General Tax Rate Per \$100.
1.90
State Equalized Tax Rate
2.06

UPPER DEERFIELD TWP. - CUMB. CO.

Form of Government:
Township Committee

Number of Members on Governing Body - 5

PER CAPITA:
Gross Debt 571.05
Net Debt
Debt Service
Total Tax Levy 422.35
Municipal Expenditures 325.15
PER CENT:
Gross Debt 3.03
Net Debt
Tax Levy Collected 86.29
Tax Levy Cancelled, Abated or Adjusted

EXPENDITURES		REVENUES-REALIZED		1983 PROPERTY TAX	
GENERAL GOVERNMENT				STATE EQUALIZED TAX RATE	
Governing Body & Public Boards	36,650.00	1983 Property Taxes Collected		Local District School Taxes .41	
Municipal Clerk		1983 Payments in Lieu of Taxes		Regional & Consolidated School Tax .50	
Financial Administration	25,070.03	Delinquent Tax & Lien Collections		School Taxes in Municipal Budget	
Assessment of Taxes	23,676.50	Business Personalty Replacement Taxes		County Taxes 1.14 *	
Collection of Taxes	27,195.73	Taxes from Public Utilities		County Library Taxes	
Planning, Housing & Development	37,108.34	Other Miscellaneous Tax Revenues		Local Municipal Purpose Taxes	
Human Resources		State Aid Revenues		Veteran & Senior Citizen Taxes	
Elections		Federal Aid Revenues		Total Taxes for Rate Computation 2.05	
General Administration (other)	159,453.85	State and Local Fiscal Assistance Act Utilized		Special District Taxes	
JUDICIARY		Sale of Acquired Property		Bank Corp. Taxes	
Municipal Courts	35,565.40	Other Miscellaneous Revenues		Added and Omitted Taxes	
PUBLIC SAFETY		Total		Total Taxes Levied - ABSTRACT	
Fire Protection	29,747.90	Prior Years Surplus Appropriated		Total Taxes Billed	
Police Protection	179,207.57	REVENUES TOTAL		1983 TAXES COLLECTED	
Civil Defense & Disaster Control	125.00	Reserve For Uncollected Taxes		1983 Taxes Cancelled, Abated or Adjusted	
Environmental Inspection & Control	11,150.00	CAPITAL OUTLAY TOTAL		Transfer to Tax Title Liens or Foreclosed	
Other Public Safety				Balance Outstanding Dec. 31, 1983	
PUBLIC WORKS				PRIOR YEARS TAXES OUTSTANDING	
Streets and Drainage	229,746.05	Public Enterprises		Balance January 1, 1983	
Sewers and Sewage Processing	112,003.79	Recreation—Culture		Collected in 1983	
Garbage and Trash Disposal	45,098.50	Public Works		Cancelled, Abated or Adjusted 1983	
Public Buildings and Grounds	33,577.07	Buildings and Grounds		Transfers to Tax Title Liens or Foreclosed	
Other Public Works	22,310.55	Library and Education		Balance December 31, 1983	
HEALTH and WELFARE		Conservation		TAX TITLE LIENS OUTSTANDING	
Health Services Except Environmental	401.00	All Other		Balance January 1, 1983	
Welfare-Public Assistance	9,600.00	CAPITAL DEBT AUTHORIZED, DECEMBER 31, 1983		Transfer From Taxes	
Hospitals, Clinics, First Aid	5,000.00	ISSUED AND UNISSUED GROSS DEBT NET DEBT		Redeemed in 1983	
Animal, Insect, & Rodent Control	7,266.72	School 3,908,263		Cancelled, Abated or Adjusted (1983)	
Other Welfare Services		Self-liquidating		Transfers to Foreclosed Property	
RECREATION and CONSERVATION		Other		Balance December 31, 1983	
Beaches and Boardwalks		Total 3,908,263		PROPERTY ACQUIRED BY DEED OR	
Parks, Playgrounds, Shade Trees		ISSUED AND OUTSTANDING		FORECLOSURE	
Land Reclamation & Conservation		School		Balance January 1, 1983	
Other Recreational Services	43,524.13	Self-Liquidating		Transfers From Taxes or Liens	
EDUCATION (excluding schools)		Other		Sale for Cash (1983)	
Libraries		Total		Cancelled, Abated or Adjusted (1983)	
Other Educational Services	719,302.39	EQUALIZED VALUATION BASIS		Balance December 31, 1983	
STATUTORY EXPENDITURES		FOR NET DEBT COMPUTATION		CURRENT FINANCES DECEMBER 31, 1983	
Pensions & F. I. C. A.	44,550.21	REAL PROPERTY VALUATIONS		ASSETS	
Employee Fringe Benefits	37,273.05	Code Class # of Parcels % VAL'N		Cash Dec. 31, 1983	
Other Statutory Expenditures	4,888.54	ASSESSED VALUATION		Taxes Receivable	
CETA And Other Public Employment Programs		1 Vacant Land 495 3.13		Tax Title Liens	
MUNICIPAL FUNCTIONS TOTAL	1,879,492.32	2 Residential 1843 61.83		Foreclosed Property	
CAPITAL IMPROVEMENTS *MEMO*	100,000.00	3 Farm 544 8.22		Emergencies & Other Deferred Charges	
DEBT SERVICE		4a Commercial 93 14.24		State and Federal Aid Receivable	
Principal Payments		4b Industrial 9 10.74		Other Receivables	
Interest Payments		4c Apartments 7 1.83		Total	
DEFERRED CHARGES		Total 2991		LIABILITIES, RESERVES, AND SURPLUS	
SCHOOL, COUNTY, SPECIAL DISTRICT TAXES	2,874,054.42	Land Area 31.75 Sq. Miles		Cash Liabilities	
RESERVE FOR UNCOLLECTED TAXES	345,812.50	Net Valuation Taxable-Municipal		Reserves for Receivables	
EXPENDITURES TOTAL	5,099,359.24	Net Valuation Taxable-County		Surplus Dec. 31, 1983	
		State Equalized Valuation		Total	
		State Equalization Ratio			

*Includes County Health Service Taxes or County Vocational School Taxes. See Table 13.

1351
Population 1980 2,750
Population 1983 2,804
S & P Rating
Moody Rating

General Tax Rate Per \$100. 2.84
State Equalized Tax Rate 2.51

UPPER FREEHOLD TWP. - MON. COUNTY
Form of Government:
Township Committee
Number of Members on Governing Body - 3

PER CAPITA:
Gross Debt 193.52
Net Debt
Debt Service
Total Tax Levy 877.21
Municipal Expenditures 306.47
PER CENT:
Gross Debt .60
Net Debt
Tax Levy Collected 93.43
Tax Levy Cancelled, Abated or Adjusted .49

EXPENDITURES		REVENUES-REALIZED		1983 PROPERTY TAX	
GENERAL GOVERNMENT		1983 Property Taxes Collected		STATE EQUALIZED TAX RATE	
Governing Body & Public Boards		1983 Payments in Lieu of Taxes	2,298,865.17	Local District School Taxes	
Municipal Clerk	14,107.00	Delinquent Tax & Lien Collections	2,483.17	Regional & Consolidated School Tax 1.89	
Financial Administration	25,395.00	Business Personalty Replacement Taxes	163,466.83	School Taxes in Municipal Budget	
Assessment of Taxes	14,895.00	Taxes from Public Utilities	61,730.16	County Taxes .60	
Collection of Taxes	25,885.00	Other Miscellaneous Tax Revenues	266,176.00	County Library Taxes .02	
Planning, Housing & Development	400.00	State Aid Revenues	18,404.07	Local Municipal Purpose Taxes	
Human Resources	850.00	Federal Aid Revenues	10,164.13	Veteran & Senior Citizen Taxes	
Elections	99,294.00	State and Local Fiscal Assistance Act Utilized	10,164.13	Total Taxes for Rate Computation 2.51	
General Administration (other)		Sale of Acquired Property	146,196.88	Special District Taxes	
JUDICIARY	26,000.00	Other Miscellaneous Revenues	2,967,486.41	Bank Corp. Taxes	
Municipal Courts		Total	2,967,486.41	Added and Omitted Taxes	
PUBLIC SAFETY	30,000.00	Prior Years Surplus Appropriated	450,000.00	Total Taxes Levied - ABSTRACT	
Fire Protection	15,300.00	REVENUES TOTAL	3,417,486.41	Total Taxes Billed	
Police Protection	800.00	Reserve For Uncollected Taxes	233,097.43	1983 TAXES COLLECTED	
Civil Defense & Disaster Control	12,264.00			1983 Taxes Cancelled, Abated or Adjusted	
Environmental Inspection & Control				Transfer to Tax Title Liens or Foreclosed	
Other Public Safety				Balance Outstanding Dec. 31, 1983	
PUBLIC WORKS	268,491.00	CAPITAL OUTLAY TOTAL		PRIOR YEARS TAXES OUTSTANDING	
Streets and Drainage		Public Enterprises		Balance January 1, 1983	
Sewers and Sewage Processing	2,000.00	Recreation—Culture		Collected in 1983	
Garbage and Trash Disposal	21,167.45	Public Works		Cancelled, Abated or Adjusted 1983	
Public Buildings and Grounds		Buildings and Grounds		Transfers to Tax Title Liens or Foreclosed	
Other Public Works		Library and Education		Balance December 31, 1983	
HEALTH and WELFARE	16,044.00	Conservation		TAX TITLE LIENS OUTSTANDING	
Health Services Except Environmental	2,983.00	All Other		Balance January 1, 1983	
Welfare-Public Assistance		CAPITAL DEBT AUTHORIZED, DECEMBER 31, 1983		Transfer From Taxes	
Hospitals, Clinics, First Aid	8,598.00	ISSUED AND UNISSUED GROSS DEBT		Redeemed in 1983	
Animal, Insect, & Rodent Control		School	542,634	Cancelled, Abated or Adjusted (1983)	
Other Welfare Services		Self-liquidating		Transfers to Foreclosed Property	
RECREATION and CONSERVATION	150.00	Other	542,634	Balance December 31, 1983	
Beaches and Boardwalks	5,250.00	ISSUED AND OUTSTANDING		PROPERTY ACQUIRED BY DEED OR	
Parks, Playgrounds, Shade Trees		School	542,634.12	FORECLOSURE	
Land Reclamation & Conservation		Self-Liquidating		Balance January 1, 1983	
Other Recreational Services		Other	542,634.12	Transfers From Taxes or Liens	
EDUCATION (excluding schools)	5,300.00	Total	542,634.12	Sale for Cash (1983)	
Libraries	622.00	EQUALIZED VALUATION BASIS		Cancelled, Abated or Adjusted (1983)	
Other Educational Services		FOR NET DEBT COMPUTATION	90,757,633	Balance December 31, 1983	
STATUTORY EXPENDITURES	22,200.00	REAL PROPERTY VALUATIONS		CURRENT FINANCES DECEMBER 31, 1983	
Pensions & F. I. C. A.	4,500.00	Code Class # of Parcels % VAL'N		ASSETS	
Employee Fringe Benefits	500.00	1 Vacant Land 157 3.45	2,848,400.00	Cash Dec. 31, 1983	
Other Statutory Expenditures		2 Residential 570 41.07	33,877,500.00	Taxes Receivable	
CETA And Other Public Employment Programs		3 Farm 774 47.11	38,857,700.00	Tax Title Liens	
MUNICIPAL FUNCTIONS TOTAL	620,995.45	4a Commercial 57 6.92	5,708,600.00	Foreclosed Property	
CAPITAL IMPROVEMENTS *MEMO*	30,000.00	4b Industrial 15 1.18	970,900.00	Emergencies & Other Deferred Charges	
DEBT SERVICE		4c Apartments 4 .27	221,900.00	State and Federal Aid Receivable	
Principal Payments		Total 1577	82,485,000.00	Other Receivables	
Interest Payments		Land Area 47.45 Sq. Miles		Total	
DEFERRED CHARGES	5,240.34	Net Valuation Taxable-Municipal	85,182,413	LIABILITIES, RESERVES, AND SURPLUS	
SCHOOL, COUNTY, SPECIAL DISTRICT TAXES	2,417,000.10	Net Valuation Taxable-County	106,908,758	Cash Liabilities	
RESERVE FOR UNCOLLECTED TAXES	233,097.43	State Equalized Valuation	95,953,490	Reserves for Receivables	
EXPENDITURES TOTAL	3,276,333.32	State Equalization Ratio	88.45	Surplus Dec. 31, 1983	
				Total	

1714
Population 1980 3,139
Population 1983 3,241
S & P Rating
Moody Rating

General Tax Rate Per \$100.
3.07
State Equalized Tax Rate
2.05

UPPER PITTSBURGH TWP. - SALEM CO.
Form of Government:
Township Committee
Number of Members on Governing Body - 3

PER CAPITA:
Gross Debt
Net Debt
Debt Service
Total Tax Levy 390.59
Municipal Expenditures 184.24

PER CENT:
Gross Debt
Net Debt
Tax Levy Collected 89.13
Tax Levy Cancelled, Abated or Adjusted .13

EXPENDITURES		REVENUES-REALIZED		1983 PROPERTY TAX	
GENERAL GOVERNMENT				STATE EQUALIZED TAX RATE → 1.29	
Governing Body & Public Boards		1983 Property Taxes Collected	1,127,065.77	Local District School Taxes	798,479.00
Municipal Clerk		1983 Payments in Lieu of Taxes	116,511.02	Regional & Consolidated School Tax	
Financial Administration	9,500.00	Delinquent Tax & Lien Collections	52,123.88	School Taxes in Municipal Budget	
Assessment of Taxes	29,200.00	Business Personalty Replacement Taxes	322,429.00	County Taxes	465,811.96
Collection of Taxes	10,400.00	Taxes from Public Utilities		County Library Taxes	
Planning, Housing & Development	5,500.00	Other Miscellaneous Tax Revenues		Local Municipal Purpose Taxes	
Human Resources		State Aid Revenues	20,595.03	Veteran & Senior Citizen Taxes	26,600.00
Elections		Federal Aid Revenues		Total Taxes for Rate Computation	1,290,890.96
General Administration (other)	53,700.00	State and Local Fiscal Assistance Act Utilized	16,230.77	Special District Taxes	
JUDICIARY		Sale of Acquired Property		Bank Corp. Taxes	1,309.20
Municipal Courts	15,150.00	Other Miscellaneous Revenues	219,960.45	Added and Omitted Taxes	286.52
PUBLIC SAFETY		Total	1,874,915.92	Total Taxes Levied - ABSTRACT	1,265,886.68
Fire Protection	29,500.00	Prior Years Surplus Appropriated	127,705.34	Total Taxes Billed	1,264,577.48
Police Protection	2,800.00	REVENUES TOTAL	2,002,621.26	1983 TAXES COLLECTED	1,127,065.77
Civil Defense & Disaster Control	2,000.00	Reserve For Uncollected Taxes	129,000.00	1983 Taxes Cancelled, Abated or Adjusted	1,703.85
Environmental Inspection & Control	4,400.00			Transfer to Tax Title Liens or Foreclosed	321.02
Other Public Safety				Balance Outstanding Dec. 31, 1983	135,486.84
PUBLIC WORKS		CAPITAL OUTLAY TOTAL		PRIOR YEARS TAXES OUTSTANDING	
Streets and Drainage	157,430.77	Public Enterprises		Balance January 1, 1983	141,246.78
Sewers and Sewage Processing		Recreation—Culture		Collected in 1983	116,337.17
Garbage and Trash Disposal	33,500.00	Public Works		Cancelled, Abated or Adjusted 1983	
Public Buildings and Grounds	16,000.00	Buildings and Grounds		Transfers to Tax Title Liens or Foreclosed	428.40
Other Public Works	15,000.00	Library and Education		Balance December 31, 1983	24,481.21
HEALTH and WELFARE		Conservation		TAX TITLE LIENS OUTSTANDING	
Health Services Except Environmental	900.00	All Other		Balance January 1, 1983	1,089.16
Welfare-Public Assistance	11,075.00			Transfer From Taxes	749.42
Hospitals, Clinics, First Aid	5,500.00	CAPITAL DEBT AUTHORIZED, DECEMBER 31, 1983		Redeemed in 1983	173.85
Animal, Insect, & Rodent Control	23,000.00	ISSUED AND UNISSUED GROSS DEBT NET DEBT		Cancelled, Abated or Adjusted (1983)	
Other Welfare Services		School		Transfers to Foreclosed Property	
RECREATION and CONSERVATION		Self-liquidating		Balance December 31, 1983	1,664.73
Beaches and Boardwalks		Other		PROPERTY ACQUIRED BY DEED OR FORECLOSURE	
Parks, Playgrounds, Shade Trees		Total		Balance January 1, 1983	650.00
Land Reclamation & Conservation				Transfers From Taxes or Liens	
Other Recreational Services		ISSUED AND OUTSTANDING		Sale for Cash (1983)	
EDUCATION (excluding schools)		School		Cancelled, Abated or Adjusted (1983)	
Libraries		Self-Liquidating		Balance December 31, 1983	650.00
Other Educational Services	30,000.00	Other		CURRENT FINANCES DECEMBER 31, 1983	
STATUTORY EXPENDITURES		Total		ASSETS	
Pensions & F. I. C. A.	12,000.00	EQUALIZED VALUATION BASIS FOR NET DEBT COMPUTATION	55,460,255	Cash Dec. 31, 1983	1,854,267.36
Employee Fringe Benefits		REAL PROPERTY VALUATIONS		Taxes Receivable	159,968.05
Other Statutory Expenditures	1,400.00	Code Class # of Parcels % VAL'N		Tax Title Liens	1,664.73
CETA And Other Public Employment Programs		1 Vacant Land 168 2.35	939,300.00	Foreclosed Property	650.00
MUNICIPAL FUNCTIONS TOTAL	467,955.77	2 Residential 613 46.52	18,620,000.00	Emergencies & Other Deferred Charges	
CAPITAL IMPROVEMENTS *MEMO*	50,000.00	3 Farm 956 41.63	16,659,900.00	State and Federal Aid Receivable	
DEBT SERVICE		4a Commercial 62 9.50	3,802,700.00	Other Receivables	
Principal Payments		4b Industrial		Total	2,016,550.14
Interest Payments		4c Apartments		LIABILITIES, RESERVES, AND SURPLUS	
		Total 1799	40,021,900.00	Cash Liabilities	107,169.33
DEFERRED CHARGES	173.80	Land Area 40.10 Sq. Miles		Reserves for Receivables	162,282.78
SCHOOL, COUNTY, SPECIAL DISTRICT TAXES	1,264,290.96	Net Valuation Taxable-Municipal	41,355,965	Surplus Dec. 31, 1983	1,747,098.03
RESERVE FOR UNCOLLECTED TAXES	129,000.00	Net Valuation Taxable-County	56,668,918	Total	2,016,550.14
EXPENDITURES TOTAL	1,861,420.53	State Equalized Valuation	61,300,951		
		State Equalization Ratio	66.74		

0263
Population 1980 7,958
Population 1983 7,947
S & P Rating
Moody Rating

General Tax Rate Per \$100. 2.75
State Equalized Tax Rate 1.78

UPPER SADDLE RIVER – BERGEN COUNTY

Form of Government:

Borough Council

Number of Members on Governing Body – 6

PER CAPITA:
Gross Debt 280.05
Net Debt 63.35
Debt Service 5.86
Total Tax Levy 1,115.33
Municipal Expenditures 299.14

PER CENT:
Gross Debt .49
Net Debt .11
Tax Levy Collected 95.96
Tax Levy Cancelled, Abated or Adjusted .02

EXPENDITURES		REVENUES-REALIZED		1983 PROPERTY TAX	
GENERAL GOVERNMENT				STATE EQUALIZED TAX RATE	
Governing Body & Public Boards		1983 Property Taxes Collected	8,508,708.74	Local District School Taxes .70	3,455,036.78
Municipal Clerk		1983 Payments in Lieu of Taxes		Regional & Consolidated School Tax .63	3,096,845.13
Financial Administration	7,000.00	Delinquent Tax & Lien Collections	337,683.07	School Taxes in Municipal Budget	
Assessment of Taxes	18,955.00	Business Personalty Replacement Taxes	92,976.08	County Taxes .35	1,712,194.93
Collection of Taxes	49,698.00	Taxes from Public Utilities	819,969.00	County Library Taxes	
Planning, Housing & Development	9,390.00	Other Miscellaneous Tax Revenues	2,625.00	Local Municipal Purpose Taxes .11	552,245.60
Human Resources		State Aid Revenues	61,480.66	Veteran & Senior Citizen Taxes	42,950.00
Elections		Federal Aid Revenues		Total Taxes for Rate Computation 1.79	8,859,272.44
General Administration (other)	262,159.00	State and Local Fiscal Assistance Act Utilized	30,383.00	Special District Taxes	
JUDICIARY		Sole of Acquired Property		Bank Corp. Taxes	1,179.64
Municipal Courts	19,725.00	Other Miscellaneous Revenues	255,199.90	Added and Omitted Taxes	46,008.00
PUBLIC SAFETY		Total	10,109,025.45	Total Taxes Levied - ABSTRACT	8,863,510.08
Fire Protection	29,763.00	Prior Years Surplus Appropriated	300,000.00	Total Taxes Billed	8,866,820.60
Police Protection	573,119.23	REVENUES TOTAL	10,409,025.45	1983 TAXES COLLECTED	8,508,708.74
Civil Defense & Disaster Control	1,060.00	Reserve For Uncollected Taxes	440,037.17	1983 Taxes Cancelled, Abated or Adjusted	1,843.88
Environmental Inspection & Control	50,020.00			Transfer to Tax Title Liens or Foreclosed	899.25
Other Public Safety		CAPITAL OUTLAY TOTAL	116,492.96	Balance Outstanding Dec. 31, 1983	355,368.73
PUBLIC WORKS				PRIOR YEARS TAXES OUTSTANDING	
Streets and Drainage	172,083.00	Public Enterprises		Balance January 1, 1983	328,465.90
Sewers and Sewage Processing		Recreation—Culture		Collected in 1983	328,465.90
Garbage and Trash Disposal	332,819.00	Public Works	78,073.82	Cancelled, Abated or Adjusted 1983	
Public Buildings and Grounds	20,435.00	Buildings and Grounds	28,234.14	Transfers to Tax Title Liens or Foreclosed	
Other Public Works	34,000.00	Library and Education	10,185.00	Balance December 31, 1983	
HEALTH and WELFARE		Conservation		TAX TITLE LIENS OUTSTANDING	
Health Services Except Environmental	18,865.00	All Other		Balance January 1, 1983	11,368.41
Welfare-Public Assistance	1,040.00			Transfer From Taxes	1,004.03
Hospitals, Clinics, First Aid	6,105.00	CAPITAL DEBT AUTHORIZED, DECEMBER 31, 1983		Redeemed in 1983	9,217.17
Animal, Insect, & Rodent Control		ISSUED AND UNISSUED		Cancelled, Abated or Adjusted (1983)	
Other Welfare Services		School	1,720,096	Transfers to Foreclosed Property	
RECREATION and CONSERVATION		Self-liquidating	505,426	Balance December 31, 1983	3,155.27
Beaches and Boardwalks		Other	503,409	PROPERTY ACQUIRED BY DEED OR	
Parks, Playgrounds, Shade Trees	28,685.00	Total	503,409	FORECLOSURE	
Land Reclamation & Conservation		ISSUED AND OUTSTANDING		Balance January 1, 1983	
Other Recreational Services	1,750.00	School	1,720,096.52	Transfers From Taxes or Liens	
EDUCATION (excluding schools)		Self-Liquidating		Sale for Cash (1983)	
Libraries	105,067.00	Other	340,226.00	Cancelled, Abated or Adjusted (1983)	
Other Educational Services		Total	2,060,322.52	Balance December 31, 1983	
STATUTORY EXPENDITURES		EQUALIZED VALUATION BASIS		CURRENT FINANCES DECEMBER 31, 1983	
Pensions & F. I. C. A.	126,901.34	FOR NET DEBT COMPUTATION	450,367,944	ASSETS	
Employee Fringe Benefits		REAL PROPERTY VALUATIONS		Cash Dec. 31, 1983	741,234.22
Other Statutory Expenditures	6,672.00	Code Class # of Parcels % VAL'N		Taxes Receivable	355,368.73
CETA And Other Public Employment Programs		1 Vacant Land 148 2.17	6,904,850.00	Tax Title Liens	3,155.27
MUNICIPAL FUNCTIONS TOTAL	1,875,311.57	2 Residential 2282 91.78	292,341,400.00	Foreclosed Property	
CAPITAL IMPROVEMENTS *MEMO*	30,100.00	3 Farm 15 .15	502,800.00	Emergencies & Other Deferred Charges	9,600.00
DEBT SERVICE		4a Commercial 64 5.20	16,576,100.00	State and Federal Aid Receivable	
Principal Payments	25,000.00	4b Industrial 4 .69	2,207,300.00	Other Receivables	5,973.03
Interest Payments	21,577.97	4c Apartments		Total	1,115,331.25
		Total 2513	318,532,450.00	LIABILITIES, RESERVES, AND SURPLUS	
DEFERRED CHARGES	15,391.17	Land Area 5.10 Sq. Miles		Cash Liabilities	289,761.75
SCHOOL, COUNTY, SPECIAL DISTRICT TAXES	8,264,076.84	Net Valuation Taxable-Municipal	320,756,821	Reserves for Receivables	364,497.03
RESERVE FOR UNCOLLECTED TAXES	440,007.17	Net Valuation Taxable-County	462,425,721	Surplus Dec. 31, 1983	461,072.47
EXPENDITURES TOTAL	10,641,364.72	State Equalized Valuation	493,180,675	Total	1,115,331.25
		State Equalization Ratio	64.88		

0122

Population 1980 **11,704**
 Population 1983 **11,833**
 S & P Rating **BBB+**
 Moody Rating **AAA**

General Tax Rate Per \$100. **2.18**
 State Equalized Tax Rate **1.49**

VENTNOR CITY CITY - ATLANTIC CO.**Form of Government:****Commission (1911)****Number of Members on Governing Body - 3**

PER CAPITA:

Gross Debt **1,025.95**
 Net Debt **485.05**
 Debt Service **89.24**
 Total Tax Levy **758.36**
 Municipal Expenditures **516.04**

PER CENT:

Gross Debt **2.15**
 Net Debt **1.01**
 Tax Levy Collected **95.24**
 Tax Levy Cancelled, Abated or Adjusted **.72**

EXPENDITURES		REVENUES-REALIZED		1983 PROPERTY TAX	
GENERAL GOVERNMENT				STATE EQUALIZED TAX RATE → .40	
Governing Body & Public Boards		1983 Property Taxes Collected	8,572,260.62	Local District School Taxes	2,382,682.00
Municipal Clerk	60,898.74	1983 Payments in Lieu of Taxes		Regional & Consolidated School Tax	
Financial Administration	62,209.90	Delinquent Tax & Lien Collections	416,537.23	School Taxes in Municipal Budget	.06
Assessment of Taxes	28,005.00	Business Personalty Replacement Taxes	65,844.92	County Taxes	.45
Collection of Taxes	36,579.32	Taxes from Public Utilities	625,169.00	County Library Taxes	.02
Planning, Housing & Development	12,699.79	Other Miscellaneous Tax Revenues		Local Municipal Purpose Taxes	.55
Human Resources		State Aid Revenues	79,065.34	Veteran & Senior Citizen Taxes	
Elections	6,375.00	Federal Aid Revenues		Total Taxes for Rate Computation	1.48
General Administration (other)	667,531.21	State and Local Fiscal Assistance Act Utilized	111,071.00	Special District Taxes	
JUDICIARY		Sale of Acquired Property	9,000.00	Bank Corp. Taxes	8,261.76
Municipal Courts	70,412.48	Other Miscellaneous Revenues	1,021,897.88	Added and Omitted Taxes	16,404.68
PUBLIC SAFETY		Total	10,900,845.99	Total Taxes Levied - ABSTRACT	8,973,722.89
Fire Protection	785,236.00	Prior Years Surplus Appropriated	428,000.00	Total Taxes Billed	9,000,777.82
Police Protection	875,954.00	REVENUES TOTAL	11,328,845.99	1983 TAXES COLLECTED	8,572,260.62
Civil Defense & Disaster Control	1,192.22	Reserve For Uncollected Taxes	550,218.88	1983 Taxes Cancelled, Abated or Adjusted	64,514.50
Environmental Inspection & Control	73,186.76	CAPITAL OUTLAY TOTAL	2,670,328.45	Transfer to Tax Title Liens or Foreclosed	8,776.68
Other Public Safety		Public Enterprises	78,956.60	Balance Outstanding Dec. 31, 1983	355,226.02
PUBLIC WORKS		Recreation—Culture	48,267.53	PRIOR YEARS TAXES OUTSTANDING	
Streets and Drainage	155,354.96	Public Works	50,230.94	Balance January 1, 1983	473,878.19
Sewers and Sewage Processing	204,420.00	Buildings and Grounds	1,225,671.38	Collected in 1983	400,956.77
Garbage and Trash Disposal		Library and Education	1,267,200.00	Cancelled, Abated or Adjusted 1983	43,697.26
Public Buildings and Grounds	71,408.00	Conservation		Transfers to Tax Title Liens or Foreclosed	4,303.25
Other Public Works	289,332.81	All Other		Balance December 31, 1983	24,920.91
HEALTH and WELFARE		CAPITAL DEBT AUTHORIZED, DECEMBER 31, 1983		TAX TITLE LIENS OUTSTANDING	
Health Services Except Environmental	3,203.10	ISSUED AND UNISSUED		Balance January 1, 1983	24,511.04
Welfare-Public Assistance	8,850.00	School	5,372,000	Transfer From Taxes	13,638.08
Hospitals, Clinics, First Aid		Self-liquidating	1,028,400	Redeemed in 1983	15,580.46
Animal, Insect, & Rodent Control	5,170.00	Other	5,739,650	Cancelled, Abated or Adjusted (1983)	
Other Welfare Services		Total	12,140,050	Transfers to Foreclosed Property	
RECREATION and CONSERVATION		ISSUED AND OUTSTANDING		Balance December 31, 1983	22,568.66
Beaches and Boardwalks	298,591.71	School	5,372,000.00	PROPERTY ACQUIRED BY DEED OR FORECLOSURE	
Parks, Playgrounds, Shade Trees	116,365.01	Self-Liquidating	657,000.00	Balance January 1, 1983	136,760.00
Land Reclamation & Conservation		Other	5,096,000.00	Transfers From Taxes or Liens	
Other Recreational Services	28,038.56	Total	11,125,000.00	Sale for Cash (1983)	
EDUCATION (excluding schools)		EQUALIZED VALUATION BASIS		Cancelled, Abated or Adjusted (1983)	
Libraries		FOR NET DEBT COMPUTATION	565,664,852	Balance December 31, 1983	136,760.00
Other Educational Services		REAL PROPERTY VALUATIONS		CURRENT FINANCES DECEMBER 31, 1983	
STATUTORY EXPENDITURES		Code Class # of Parcels % VAL'N		ASSETS	
Pensions & F. I. C. A.	428,702.61	1 Vacant Land 352 1.65	6,748,700.00	Cash Dec. 31, 1983	1,376,066.06
Employee Fringe Benefits	131,997.69	2 Residential 5317 88.48	361,132,500.00	Taxes Receivable	380,146.93
Other Statutory Expenditures	2,000.00	3 Farm		Tax Title Liens	22,568.66
CETA And Other Public Employment Programs		4a Commercial 148 6.48	26,455,400.00	Foreclosed Property	136,760.00
MUNICIPAL FUNCTIONS TOTAL	4,423,714.87	4b Industrial 2 .26	1,068,500.00	Emergencies & Other Deferred Charges	20.00
CAPITAL IMPROVEMENTS *MEMO*	94,200.00	4c Apartments 37 3.12	12,734,200.00	State and Federal Aid Receivable	1,430.06
DEBT SERVICE		Total 5856	408,139,300.00	Other Receivables	15,197.19
Principal Payments	461,000.00	Land Area 2.10 Sq. Miles		Total	1,932,188.90
Interest Payments	595,023.72	Net Valuation Taxable-Municipal	412,128,355	LIABILITIES, RESERVES, AND SURPLUS	
TYPE I SCHL DEBT *MEMO	360,038.05	Net Valuation Taxable-County	585,778,995	Cash Liabilities	720,305.96
DEFERRED CHARGES	76,391.90	State Equalized Valuation	599,986,865	Reserves for Receivables	554,672.78
SCHOOL, COUNTY, SPECIAL DISTRICT TAXES	5,621,345.09	State Equalization Ratio	68.48	Surplus Dec. 31, 1983	657,210.16
RESERVE FOR UNCOLLECTED TAXES	550,218.88			Total	1,932,188.90
EXPENDITURES TOTAL	11,727,694.46				

1981/3000

* ABOVE DEBT SERVICE INCLUDES TYPE I SCHOOL DEBT

580

*Includes County Health Service Taxes or County Vocational School Taxes. See Table 13.

1922
Population 1980 16,302
Population 1983 17,283
S & P Rating
Moody Rating

General Tax Rate Per \$100. 4.81
State Equalized Tax Rate 2.39

VERNON TOWNSHIP - SUSSEX COUNTY
Form of Government:
Township Committee
Number of Members on Governing Body - 5

PER CAPITA:
Gross Debt 686.65
Net Debt 53.48
Debt Service
Total Tax Levy 720.07
Municipal Expenditures 261.23
PER CENT:
Gross Debt 2.52
Net Debt .20
Tax Levy Collected 94.79
Tax Levy Cancelled, Abated or Adjusted .04

EXPENDITURES		REVENUES-REALIZED		1983 PROPERTY TAX	
GENERAL GOVERNMENT				STATE EQUALIZED TAX RATE 1.60	
Governing Body & Public Boards		1983 Property Taxes Collected	11,794,111.06	Local District School Taxes	8,273,591.77
Municipal Clerk		1983 Payments in Lieu of Taxes		Regional & Consolidated School Tax	
Financial Administration	91,205.00	Delinquent Tax & Lien Collections	640,298.23	School Taxes in Municipal Budget	
Assessment of Taxes	44,595.00	Business Personalty Replacement Taxes	112,513.64	County Taxes	* 2,727,367.99
Collection of Taxes	78,536.00	Taxes from Public Utilities	1,049,934.00	County Library Taxes	.03 160,353.94
Planning, Housing & Development	72,125.00	Other Miscellaneous Tax Revenues		Local Municipal Purpose Taxes	.23 1,180,400.00
Human Resources	31,650.00	State Aid Revenues	117,186.30	Veteran & Senior Citizen Taxes	129,850.00
Elections	3,695.00	Federal Aid Revenues		Total Taxes for Rate Computation	2.39 12,471,563.70
General Administration (other)	412,346.52	State and Local Fiscal Assistance Act Utilized	168,515.67	Special District Taxes	
JUDICIARY		Sale of Acquired Property	40,200.00	Bank Corp. Taxes	7,424.64
Municipal Courts	32,428.00	Other Miscellaneous Revenues	640,870.32	Added and Omitted Taxes	95,828.22
PUBLIC SAFETY		Total	14,563,629.22	Total Taxes Levied - ABSTRACT	12,444,966.56
Fire Protection	68,759.00	Prior Years Surplus Appropriated	1,000,000.00	Total Taxes Billed	12,442,801.92
Police Protection	656,133.77	REVENUES	TOTAL	1983 TAXES COLLECTED	11,794,111.06
Civil Defense & Disaster Control	404.00	Reserve For Uncollected Taxes	1,220,685.23	1983 Taxes Cancelled, Abated or Adjusted	5,070.36
Environmental Inspection & Control	34,920.00	CAPITAL OUTLAY	TOTAL	Transfer to Tax Title Liens or Foreclosed	66,019.86
Other Public Safety			748,264.38	Balance Outstanding Dec. 31, 1983	577,600.64
PUBLIC WORKS				PRIOR YEARS TAXES OUTSTANDING	
Streets and Drainage	728,959.00	Public Enterprises		Balance January 1, 1983	645,029.02
Sewers and Sewage Processing		Recreation—Culture	87,075.75	Collected in 1983	567,998.32
Garbage and Trash Disposal	500.00	Public Works	438,831.16	Cancelled, Abated or Adjusted 1983	
Public Buildings and Grounds	108,972.00	Buildings and Grounds	222,357.47	Transfers to Tax Title Liens or Foreclosed	27,075.83
Other Public Works	59,881.00	Library and Education		Balance December 31, 1983	49,954.87
HEALTH and WELFARE		Conservation		TAX TITLE LIENS OUTSTANDING	
Health Services Except Environmental	87,639.00	All Other		Balance January 1, 1983	181,664.53
Welfare-Public Assistance	11,060.00	CAPITAL DEBT AUTHORIZED, DECEMBER 31, 1983		Transfer From Taxes	97,201.63
Hospitals, Clinics, First Aid	2,500.00	ISSUED AND UNISSUED	GROSS DEBT	Redeemed in 1983	72,299.91
Animal, Insect, & Rodent Control	31,250.00	School	10,943,172	Cancelled, Abated or Adjusted (1983)	
Other Welfare Services		Self-liquidating		Transfers to Foreclosed Property	
RECREATION and CONSERVATION		Other	924,250	Balance December 31, 1983	206,566.25
Beaches and Boardwalks		Total	11,867,422	PROPERTY ACQUIRED BY DEED OR FORECLOSURE	
Parks, Playgrounds, Shade Trees	3,500.00	ISSUED AND OUTSTANDING		Balance January 1, 1983	277,000.00
Land Reclamation & Conservation		School	10,943,172.75	Transfers From Taxes or Liens	
Other Recreational Services	51,005.00	Self-Liquidating		Sale for Cash (1983)	40,200.00
EDUCATION (excluding schools)		Other	380,000.00	Cancelled, Abated or Adjusted (1983)	64,500.00
Libraries		Total	11,323,172.75	Balance December 31, 1983	172,300.00
Other Educational Services		EQUALIZED VALUATION BASIS		CURRENT FINANCES DECEMBER 31, 1983	
STATUTORY EXPENDITURES		FOR NET DEBT COMPUTATION	470,318,973	ASSETS	
Pensions & F. I. C. A.	212,344.48	REAL PROPERTY VALUATIONS		Cash Dec. 31, 1983	2,356,809.53
Employee Fringe Benefits	84,261.00	Code Class # of Parcels % VAL'N	ASSESSED VALUATION	Taxes Receivable	627,555.51
Other Statutory Expenditures	12,900.00	1 Vacant Land 5071 11.88	30,055,200.00	Tax Title Liens	206,566.25
CETA And Other Public Employment Programs		2 Residential 6327 71.57	181,094,350.00	Foreclosed Property	172,300.00
MUNICIPAL FUNCTIONS		3 Farm 344 2.38	6,023,300.00	Emergencies & Other Deferred Charges	244,960.00
CAPITAL IMPROVEMENTS	*MEMO*	4a Commercial 137 13.73	34,741,200.00	State and Federal Aid Receivable	50,852.13
DEBT SERVICE		4b Industrial 9 .28	700,700.00	Other Receivables	51,060.72
Principal Payments		4c Apartments 3 .16	398,700.00	Total	3,710,104.14
Interest Payments		Total 11891	253,013,450.00	LIABILITIES, RESERVES, AND SURPLUS	
DEFERRED CHARGES		Land Area 67.25 Sq. Miles		Cash Liabilities	414,415.90
SCHOOL, COUNTY, SPECIAL DISTRICT TAXES	372,517.00	Net Valuation Taxable-Municipal	256,693,818	Reserves for Receivables	1,057,482.48
RESERVE FOR UNCOLLECTED TAXES	11,161,313.70	Net Valuation Taxable-County	481,317,474	Surplus Dec. 31, 1983	2,238,205.76
EXPENDITURES		State Equalized Valuation	512,046,587	Total	3,710,104.14
TOTAL	15,676,084.70	State Equalization Ratio	49.77		

0720

Population 1980 14,166
 Population 1983 14,157
 S & P Rating
 Moody Rating AAA

General Tax Rate Per \$100.
 8.00
 State Equalized Tax Rate
 3.05

VERONA TOWNSHIP - ESSEX COUNTY
Form of Government:
Borough Council
Number of Members on Governing Body - 6

PER CAPITA:
 Gross Debt 465.86
 Net Debt 270.07
 Debt Service 43.92
 Total Tax Levy 997.48
 Municipal Expenditures 359.48

PER CENT:
 Gross Debt 1.61
 Net Debt .93
 Tax Levy Collected 96.89
 Tax Levy Cancelled, Abated or Adjusted 1.99

EXPENDITURES		REVENUES-REALIZED		1983 PROPERTY TAX	
GENERAL GOVERNMENT				STATE EQUALIZED TAX RATE 1.45	
Governing Body & Public Boards		1983 Property Taxes Collected	13,680,850.91	Local District School Taxes	6,702,708.50
Municipal Clerk		1983 Payments in Lieu of Taxes	70,120.00	Regional & Consolidated School Tax	
Financial Administration	14,288.00	Delinquent Tax & Lien Collections	243,840.24	School Taxes in Municipal Budget	
Assessment of Taxes	32,411.00	Business Personalty Replacement Taxes	174,455.08	County Taxes	4,733,496.91
Collection of Taxes	105,158.00	Taxes from Public Utilities	758,347.00	County Library Taxes	
Planning, Housing & Development	2,581.00	Other Miscellaneous Tax Revenues		Local Municipal Purpose Taxes	2,642,979.00
Human Resources		State Aid Revenues	215,009.66	Veteran & Senior Citizen Taxes	132,000.00
Elections	3,312.00	Federal Aid Revenues		Total Taxes for Rate Computation	14,211,184.41
General Administration (other)	388,905.00	State and Local Fiscal Assistance Act Utilized	96,410.14	Special District Taxes	
JUDICIARY		Sale of Acquired Property		Bank Corp. Taxes	17,402.13
Municipal Courts	65,087.00	Other Miscellaneous Revenues	600,456.67	Added and Omitted Taxes	24,793.12
PUBLIC SAFETY		Total	15,840,089.70	Total Taxes Levied - ABSTRACT	14,121,379.66
Fire Protection	161,651.00	Prior Years Surplus Appropriated	442,500.00	Total Taxes Billed	14,120,681.12
Police Protection	1,039,926.00	REVENUES TOTAL	16,282,589.70	1983 TAXES COLLECTED	13,680,850.91
Civil Defense & Disaster Control	600.00	Reserve For Uncollected Taxes	411,550.74	1983 Taxes Cancelled, Abated or Adjusted	280,638.80
Environmental Inspection & Control	46,455.00	CAPITAL OUTLAY TOTAL	1,069,524.71	Transfer to Tax Title Liens or Foreclosed	1,576.00
Other Public Safety				Balance Outstanding Dec. 31, 1983	157,615.41
PUBLIC WORKS				PRIOR YEARS TAXES OUTSTANDING	
Streets and Drainage	319,037.00	Public Enterprises	251,942.83	Balance January 1, 1983	236,330.02
Sewers and Sewage Processing	178,652.52	Recreation—Culture	21,237.15	Collected in 1983	236,310.54
Garbage and Trash Disposal	571,045.00	Public Works	266,530.33	Cancelled, Abated or Adjusted 1983	19.48
Public Buildings and Grounds	40,750.00	Buildings and Grounds	529,814.40	Transfers to Tax Title Liens or Foreclosed	
Other Public Works		Library and Education		Balance December 31, 1983	
HEALTH and WELFARE		Conservation		TAX TITLE LIENS OUTSTANDING	
Health Services Except Environmental	186,715.00	All Other		Balance January 1, 1983	18,435.69
Welfare-Public Assistance	11,011.00	CAPITAL DEBT AUTHORIZED, DECEMBER 31, 1983		Transfer From Taxes	1,576.00
Hospitals, Clinics, First Aid		ISSUED AND UNISSUED		Redeemed in 1983	7,679.91
Animal, Insect, & Rodent Control		School	1,478,000	Cancelled, Abated or Adjusted (1983)	
Other Welfare Services		Self-liquidating	1,193,500	Transfers to Foreclosed Property	
RECREATION and CONSERVATION		Other	3,923,725	Balance December 31, 1983	12,331.78
Beaches and Boardwalks		Total	6,595,225	PROPERTY ACQUIRED BY DEED OR FORECLOSURE	
Parks, Playgrounds, Shade Trees	15,210.00	ISSUED AND OUTSTANDING		Balance January 1, 1983	287,350.00
Land Reclamation & Conservation		School	1,478,000.00	Transfers From Taxes or Liens	
Other Recreational Services	174,079.00	Self-Liquidating	995,000.00	Sale for Cash (1983)	
EDUCATION (excluding schools)		Other	2,992,000.00	Cancelled, Abated or Adjusted (1983)	
Libraries	164,636.00	Total	5,465,000.00	Balance December 31, 1983	287,350.00
Other Educational Services		EQUALIZED VALUATION BASIS		CURRENT FINANCES DECEMBER 31, 1983	
STATUTORY EXPENDITURES		FOR NET DEBT COMPUTATION	410,008,253	ASSETS	
Pensions & F. I. C. A.	333,796.25	REAL PROPERTY VALUATIONS		Cash Dec. 31, 1983	801,985.73
Employee Fringe Benefits	126,000.00	Code Class # of Parcels % VAL'N	ASSESSED VALUATION	Taxes Receivable	157,615.41
Other Statutory Expenditures	7,500.00	1 Vacant Land 117 1.44	2,525,200.00	Tax Title Liens	12,331.78
CETA And Other Public Employment Programs		2 Residential 3956 76.44	133,876,300.00	Foreclosed Property	287,350.00
MUNICIPAL FUNCTIONS TOTAL	3,988,805.77	3 Farm		Emergencies & Other Deferred Charges	30,034.52
CAPITAL IMPROVEMENTS *MEMO*	34,000.00	4a Commercial 148 11.60	20,311,300.00	State and Federal Aid Receivable	
DEBT SERVICE		4b Industrial 6 .64	1,117,800.00	Other Receivables	5,929.64
Principal Payments	205,000.00	4c Apartments 20 9.88	17,300,800.00	Total	1,295,247.08
Interest Payments	416,761.71	Total	175,131,400.00	LIABILITIES, RESERVES, AND SURPLUS	
DEFERRED CHARGES	67,097.95	Land Area 2.80 Sq. Miles		Cash Liabilities	593,307.00
SCHOOL, COUNTY, SPECIAL DISTRICT TAXES	11,436,205.41	Net Valuation Taxable-Municipal	176,198,600	Reserves for Receivables	463,226.83
RESERVE FOR UNCOLLECTED TAXES	411,550.74	Net Valuation Taxable-County	423,220,246	Surplus Dec. 31, 1983	238,713.25
EXPENDITURES TOTAL	16,525,421.58	State Equalized Valuation	460,247,588	Total	1,295,247.08
		State Equalization Ratio	38.14		

General Tax Rate Per \$100.	2.68
State Equalized Tax Rate	2.34

PER CAPITA:		PER CENT:	
Gross Debt		Gross Debt	
Net Debt		Net Debt	
Debt Service		Tax Levy Collected	95.18
Total Tax Levy	332.01	Tax Levy Cancelled, Abated	
Municipal Expenditures	207.07	or Adjusted	2.52

1981/3000

0614
Population 1980 53,753
Population 1983 53,514
S & P Rating AA
Moody Rating A

General Tax Rate Per \$100. 3.74
State Equalized Tax Rate 2.85

VINELAND CITY - CUMBERLAND COUNTY
Form of Government:
Mayor-Council Plan A (OMCL 50)
Number of Members on Governing Body - 5

PER CAPITA:
Gross Debt 776.59
Net Debt 84.39
Debt Service 48.27
Total Tax Levy 471.17
Municipal Expenditures 301.00
PER CENT:
Gross Debt 5.29
Net Debt .57
Tax Levy Collected 95.29
Tax Levy Cancelled, Abated or Adjusted .38

EXPENDITURES		REVENUES-REALIZED		1983 PROPERTY TAX	
GENERAL GOVERNMENT				STATE EQUALIZED TAX RATE	
Governing Body & Public Boards		1983 Property Taxes Collected	24,060,959.09	Local District School Taxes	1.25
Municipal Clerk		1983 Payments in Lieu of Taxes	52,944.26	Regional & Consolidated School Tax	
Financial Administration	262,200.00	Delinquent Tax & Lien Collections	1,120,492.01	School Taxes in Municipal Budget	.07
Assessment of Taxes	164,900.00	Business Personalty Replacement Taxes	867,622.92	County Taxes	1.04
Collection of Taxes	122,400.00	Taxes from Public Utilities	2,718,939.00	County Library Taxes	
Planning, Housing & Development	83,200.00	Other Miscellaneous Tax Revenues	3,810.05	Local Municipal Purpose Taxes	.49
Human Resources	635,473.00	State Aid Revenues	2,803,704.11	Veteran & Senior Citizen Taxes	
Elections	15,500.00	Federal Aid Revenues	143,900.00	Total Taxes for Rate Computation	2.85
General Administration (other)	1,714,900.00	State and Local Fiscal Assistance Act Utilized	627,919.49	Special District Taxes	
JUDICIARY		Sale of Acquired Property	70,625.00	Bank Corp. Taxes	
Municipal Courts	203,200.00	Other Miscellaneous Revenues	2,930,015.10	Added and Omitted Taxes	
PUBLIC SAFETY		Total	35,400,931.03	Total Taxes Levied - ABSTRACT	
Fire Protection	619,375.00	Prior Years Surplus Appropriated	1,400,000.00	Total Taxes Billed	
Police Protection	2,653,870.00	REVENUES TOTAL	36,800,931.03	1983 TAXES COLLECTED	
Civil Defense & Disaster Control	14,200.00	Reserve For Uncollected Taxes	1,410,989.37	1983 Taxes Cancelled, Abated or Adjusted	
Environmental Inspection & Control	52,200.00	CAPITAL OUTLAY TOTAL	3,070,366.16	Transfer to Tax Title Liens or Foreclosed	
Other Public Safety				Balance Outstanding Dec. 31, 1983	
PUBLIC WORKS					
Streets and Drainage	1,564,581.98	Public Enterprises	519,259.07	PRIOR YEARS TAXES OUTSTANDING	
Sewers and Sewage Processing		Recreation—Culture		Balance January 1, 1983	
Garbage and Trash Disposal	341,400.00	Public Works	83,270.07	Collected in 1983	
Public Buildings and Grounds	455,100.00	Buildings and Grounds	6,854.49	Cancelled, Abated or Adjusted 1983	
Other Public Works	5,165.00	Library and Education	2,460,982.53	Transfers to Tax Title Liens or Foreclosed	
HEALTH and WELFARE		Conservation		Balance December 31, 1983	
Health Services Except Environmental	870,812.00	All Other		TAX TITLE LIENS OUTSTANDING	
Welfare-Public Assistance	70,500.00	CAPITAL DEBT AUTHORIZED, DECEMBER 31, 1983		Balance January 1, 1983	
Hospitals, Clinics, First Aid	25,000.00	ISSUED AND UNISSUED		Transfer From Taxes	
Animal, Insect, & Rodent Control	59,015.61	GROSS DEBT		Redeemed in 1983	
Other Welfare Services		School	17,338,300	Cancelled, Abated or Adjusted (1983)	
RECREATION and CONSERVATION		Self-liquidating	19,704,000	Transfers to Foreclosed Property	
Beaches and Boardwalks		Other	4,516,000	Balance December 31, 1983	
Parks, Playgrounds, Shade Trees	191,200.00	Total	41,558,300	PROPERTY ACQUIRED BY DEED OR FORECLOSURE	
Land Reclamation & Conservation	2,100.00	ISSUED AND OUTSTANDING		Balance January 1, 1983	
Other Recreational Services	200,500.00	School	12,788,000.00	Transfers From Taxes or Liens	
EDUCATION (excluding schools)		Self-Liquidating	10,437,000.00	Sale for Cash (1983)	
Libraries	349,800.00	Other	3,675,000.00	Cancelled, Abated or Adjusted (1983)	
Other Educational Services		Total	26,900,000.00	Balance December 31, 1983	
STATUTORY EXPENDITURES		EQUALIZED VALUATION BASIS		CURRENT FINANCES DECEMBER 31, 1983	
Pensions & F. I. C. A.	930,939.50	FOR NET DEBT COMPUTATION	785,604,350	ASSETS	
Employee Fringe Benefits	491,100.00	REAL PROPERTY VALUATIONS		Cash Dec. 31, 1983	
Other Statutory Expenditures	15,000.00	Code Class # of Parcels % VAL'N		Taxes Receivable	
CETA And Other Public Employment Programs		1 Vacant Land 2398 3.13	20,171,600.00	Tax Title Liens	
MUNICIPAL FUNCTIONS TOTAL	12,113,632.09	2 Residential 11898 65.38	421,652,700.00	Foreclosed Property	
CAPITAL IMPROVEMENTS *MEMO*	100.00	3 Farm 1172 2.96	19,109,500.00	Emergencies & Other Deferred Charges	
DEBT SERVICE		4a Commercial 1070 19.16	123,590,900.00	State and Federal Aid Receivable	
Principal Payments	1,397,500.00	4b Industrial 113 5.65	36,464,900.00	Other Receivables	
Interest Payments	1,185,782.48	4c Apartments 55 3.71	23,916,300.00	Total	
TYPE I SCHL DEBT *MEMO	1,831,980.43	Total 16706	644,905,900.00	LIABILITIES, RESERVES, AND SURPLUS	
DEFERRED CHARGES		Land Area 69.50 Sq. Miles		Cash Liabilities	
SCHOOL, COUNTY, SPECIAL DISTRICT TAXES	20,842,591.82	Net Valuation Taxable-Municipal	661,499,984	Reserves for Receivables	
RESERVE FOR UNCOLLECTED TAXES	1,410,989.37	Net Valuation Taxable-County	819,516,214	Surplus Dec. 31, 1983	
EXPENDITURES TOTAL	36,950,495.76	State Equalized Valuation	864,012,329	Total	
		State Equalization Ratio	76.11		

0434

Population 1980 12,919

Population 1983 16,029

S & P Rating

Moody Rating AAA

General Tax Rate Per \$100.

4.13

State Equalized Tax Rate

2.69

VOORHEES TOWNSHIP – CAMDEN COUNTY**Form of Government:****Township Committee****Number of Members on Governing Body – 5****PER CAPITA:**

Gross Debt 1,148.04

Net Debt 155.96

Debt Service 27.45

Total Tax Levy 887.12

Municipal Expenditures 237.14

PER CENT:

Gross Debt 4.22

Net Debt .57

Tax Levy Collected 95.11

Tax Levy Cancelled, Abated
or Adjusted .61

EXPENDITURES		REVENUES-REALIZED		1983 PROPERTY TAX	
GENERAL GOVERNMENT				STATE EQUALIZED TAX RATE	
Governing Body & Public Boards	434.00	1983 Property Taxes Collected	13,520,601.46	Local District School Taxes	.65
Municipal Clerk		1983 Payments in Lieu of Taxes	107,089.47	Regional & Consolidated School Tax	.52
Financial Administration	38,857.42	Delinquent Tax & Lien Collections	596,872.99	School Taxes in Municipal Budget	
Assessment of Taxes	60,585.00	Business Personalty Replacement Taxes	150,478.32	County Taxes	1.14 *
Collection of Taxes	33,386.00	Taxes from Public Utilities	966,566.00	County Library Taxes	.02
Planning, Housing & Development	79,822.00	Other Miscellaneous Tax Revenues		Local Municipal Purpose Taxes	.16
Human Resources		State Aid Revenues	49,347.17	Veteran & Senior Citizen Taxes	
Elections	6,807.00	Federal Aid Revenues		Total Taxes for Rate Computation	2.69
General Administration (other)	215,755.00	State and Local Fiscal Assistance Act Utilized	59,846.00	Special District Taxes	
JUDICIARY		State and Local Fiscal Assistance Act Utilized		Bank Corp. Taxes	
Municipal Courts	43,430.00	Sale of Acquired Property		Added and Omitted Taxes	
PUBLIC SAFETY		Other Miscellaneous Revenues	640,642.94	Total Taxes Levied - ABSTRACT	
Fire Protection		Total	16,091,444.35	Total Taxes Billed	
Police Protection	910,168.67	Prior Years Surplus Appropriated	1,050,000.00	1983 TAXES COLLECTED	
Civil Defense & Disaster Control	129.00	REVENUES TOTAL	17,141,444.35	1983 Taxes Cancelled, Abated or Adjusted	
Environmental Inspection & Control	82,628.19	Reserve For Uncollected Taxes	761,494.42	Transfer to Tax Title Liens or Foreclosed	
Other Public Safety		CAPITAL OUTLAY TOTAL	1,349,053.03	Balance Outstanding Dec. 31, 1983	
PUBLIC WORKS				PRIOR YEARS TAXES OUTSTANDING	
Streets and Drainage	268,139.07	Public Enterprises	532,548.98	Balance January 1, 1983	659,703.28
Sewers and Sewage Processing		Recreation—Culture	329,645.38	Collected in 1983	591,300.19
Garbage and Trash Disposal	295,633.42	Public Works	486,858.67	Cancelled, Abated or Adjusted 1983	
Public Buildings and Grounds	92,469.00	Buildings and Grounds		Transfers to Tax Title Liens or Foreclosed	
Other Public Works	60,410.00	Library and Education		Balance December 31, 1983	21,287.03
HEALTH and WELFARE		Conservation		TAX TITLE LIENS OUTSTANDING	
Health Services Except Environmental	2,359.00	All Other		Balance January 1, 1983	21,137.79
Welfare-Public Assistance	15,958.00	CAPITAL DEBT AUTHORIZED, DECEMBER 31, 1983		Transfer From Taxes	
Hospitals, Clinics, First Aid		ISSUED AND UNISSUED GROSS DEBT		Redeemed in 1983	
Animal, Insect, & Rodent Control		School 11,858,594		Cancelled, Abated or Adjusted (1983)	
Other Welfare Services		Self-liquidating 3,911,095		Transfers to Foreclosed Property	
RECREATION and CONSERVATION		Other 2,632,214		Balance December 31, 1983	51,890.94
Beaches and Boardwalks		Total 18,401,903		PROPERTY ACQUIRED BY DEED OR	
Parks, Playgrounds, Shade Trees	42,506.00			FORECLOSURE	
Land Reclamation & Conservation		ISSUED AND OUTSTANDING		Balance January 1, 1983	16,765.00
Other Recreational Services	4,607.00	School 11,653,003.73		Transfers From Taxes or Liens	
EDUCATION (excluding schools)		Self-Liquidating 3,828,750.00		Sole for Cash (1983)	
Libraries		Other 2,501,000.00		Cancelled, Abated or Adjusted (1983)	
Other Educational Services	27,500.00	Total 17,982,753.73		Balance December 31, 1983	16,765.00
STATUTORY EXPENDITURES		EQUALIZED VALUATION BASIS		CURRENT FINANCES DECEMBER 31, 1983	
Pensions & F. I. C. A.	203,236.14	FOR NET DEBT COMPUTATION	435,562,806	ASSETS	
Employee Fringe Benefits	74,739.46	REAL PROPERTY VALUATIONS		Cash Dec. 31, 1983	2,937,056.83
Other Statutory Expenditures	100.00	Code Class # of Parcels % VAL'N		Taxes Receivable	631,561.92
CETA And Other Public Employment Programs		1 Vacant Land 1157 6.52		Tax Title Liens	51,890.94
MUNICIPAL FUNCTIONS TOTAL	2,559,659.37	2 Residential 3562 55.40		Foreclosed Property	16,765.00
CAPITAL IMPROVEMENTS *MEMO*	35,000.00	3 Farm 70 .41		Emergencies & Other Deferred Charges	99,121.37
DEBT SERVICE		4a Commercial 173 28.74		State and Federal Aid Receivable	
Principal Payments	246,804.35	4b Industrial 27 1.64		Other Receivables	20,586.15
Interest Payments	193,175.40	4c Apartments 14 7.30		Total	3,756,982.21
		Total 5003		LIABILITIES, RESERVES, AND SURPLUS	
DEFERRED CHARGES	39,942.58	Land Area 11.61 Sq. Miles		Cash Liabilities	1,546,977.00
SCHOOL, COUNTY, SPECIAL DISTRICT TAXES	13,033,892.69	Net Valuation Taxable-Municipal	321,972,772	Reserves for Receivables	720,804.01
RESERVE FOR UNCOLLECTED TAXES	761,494.42	Net Valuation Taxable-County	478,720,330	Surplus Dec. 31, 1983	1,489,201.20
EXPENDITURES TOTAL	16,834,968.81	State Equalized Valuation	492,076,169	Total	3,756,982.21
		State Equalization Ratio	65.20		

0264
Population 1980 10,802
Population 1983 10,635
S & P Rating
Moody Rating BAA1

General Tax Rate Per \$100. 4.32
State Equalized Tax Rate 2.54

WALDWICK BOROUGH - BERGEN COUNTY
Form of Government:
Borough Council
Number of Members on Governing Body - 6

PER CAPITA:
Gross Debt 362.68
Net Debt 329.09
Debt Service 78.45
Total Tax Levy 772.63
Municipal Expenditures 390.85
PER CENT:
Gross Debt 1.28
Net Debt 1.16
Tax Levy Collected 98.08
Tax Levy Cancelled, Abated or Adjusted .24

EXPENDITURES		REVENUES-REALIZED		1983 PROPERTY TAX	
GENERAL GOVERNMENT		1983 Property Taxes Collected		STATE EQUALIZED TAX RATE	
Governing Body & Public Boards			8,055,388.18	Local District School Taxes	1.74
Municipal Clerk	20,063.00	1983 Payments in Lieu of Taxes	151,140.73	Regional & Consolidated School Tax	
Financial Administration	24,895.00	Delinquent Tax & Lien Collections	87,999.72	School Taxes in Municipal Budget	
Assessment of Taxes	30,762.00	Business Personalty Replacement Taxes	1,868,490.00	County Taxes	.35
Collection of Taxes	16,072.00	Taxes from Public Utilities		County Library Taxes	
Planning, Housing & Development		Other Miscellaneous Tax Revenues	101,402.59	Local Municipal Purpose Taxes	.45
Human Resources	1,873.00	State Aid Revenues	86,802.00	Veteran & Senior Citizen Taxes	
Elections	283,073.00	Federal Aid Revenues		Total Taxes for Rate Computation	2.54
General Administration (other)		State and Local Fiscal Assistance Act Utilized	306,800.81	Special District Taxes	
JUDICIARY	18,100.00	Sale of Acquired Property	10,658,024.03	Bank Corp. Taxes	7,095.08
Municipal Courts		Other Miscellaneous Revenues	400,000.00	Added and Omitted Taxes	33,202.71
PUBLIC SAFETY		Total	11,058,024.03	Total Taxes Levied - ABSTRACT	8,216,902.55
Fire Protection	55,985.00	Prior Years Surplus Appropriated	204,644.70	Total Taxes Billed	8,212,915.96
Police Protection	801,677.73	REVENUES		1983 TAXES COLLECTED	8,055,388.18
Civil Defense & Disaster Control	100.00	Reserve For Uncollected Taxes	329,934.78	1983 Taxes Cancelled, Abated or Adjusted	20,103.12
Environmental Inspection & Control	32,230.00	CAPITAL OUTLAY		Transfer to Tax Title Liens or Foreclosed	1,499.04
Other Public Safety		Total	2,778.49	Balance Outstanding Dec. 31, 1983	135,925.62
PUBLIC WORKS		Public Enterprises	17,874.36	PRIOR YEARS TAXES OUTSTANDING	
Streets and Drainage	222,600.00	Recreation—Culture	231,619.55	Balance January 1, 1983	162,626.26
Sewers and Sewage Processing	673,601.00	Public Works	77,662.38	Collected in 1983	151,140.73
Garbage and Trash Disposal	356,080.00	Buildings and Grounds		Cancelled, Abated or Adjusted 1983	11,485.53
Public Buildings and Grounds	48,349.00	Library and Education		Transfers to Tax Title Liens or Foreclosed	
Other Public Works		Conservation		Balance December 31, 1983	
HEALTH and WELFARE		All Other		TAX TITLE LIENS OUTSTANDING	
Health Services Except Environmental	54,000.00	CAPITAL DEBT AUTHORIZED, DECEMBER 31, 1983		Balance January 1, 1983	3,601.14
Welfare-Public Assistance	2,750.60	ISSUED AND UNISSUED		Transfer From Taxes	1,499.04
Hospitals, Clinics, First Aid		School	310,000	Redeemed in 1983	
Animal, Insect, & Rodent Control		Self-liquidating	47,183	Cancelled, Abated or Adjusted (1983)	
Other Welfare Services		Other	3,499,912	Transfers to Foreclosed Property	
RECREATION and CONSERVATION		Total	3,857,095	Balance December 31, 1983	5,100.18
Beaches and Boardwalks		ISSUED AND OUTSTANDING		PROPERTY ACQUIRED BY DEED OR FORECLOSURE	
Parks, Playgrounds, Shade Trees	60,488.00	School	310,000.00	Balance January 1, 1983	13,610.00
Land Reclamation & Conservation		Self-Liquidating		Transfers From Taxes or Liens	
Other Recreational Services	800.00	Other	3,155,000.00	Sale for Cash (1983)	
EDUCATION (excluding schools)		Total	3,465,000.00	Cancelled, Abated or Adjusted (1983)	
Libraries	103,500.00	EQUALIZED VALUATION BASIS		Balance December 31, 1983	13,610.00
Other Educational Services	5,000.00	FOR NET DEBT COMPUTATION		CURRENT FINANCES DECEMBER 31, 1983	
STATUTORY EXPENDITURES		REAL PROPERTY VALUATIONS		ASSETS	
Pensions & F. I. C. A.	172,700.24	Code Class # of Parcels % VAL'N		Cash Dec. 31, 1983	883,472.23
Employee Fringe Benefits	49,600.00	1 Vacant Land 170 .98		Taxes Receivable	135,925.62
Other Statutory Expenditures		2 Residential 3157 86.05		Tax Title Liens	5,100.18
CETA And Other Public Employment Programs		3 Farm 4 .04		Foreclosed Property	13,610.00
MUNICIPAL FUNCTIONS	3,034,299.57	4a Commercial 106 7.94		Emergencies & Other Deferred Charges	56,000.00
CAPITAL IMPROVEMENTS	24,000.00	4b Industrial 23 4.98		State and Federal Aid Receivable	13,104.45
DEBT SERVICE		4c Apartments		Other Receivables	1,456.92
Principal Payments	605,000.00	Total	3460	Total	1,108,669.40
Interest Payments	229,320.73	Land Area 2.40 Sq. Miles		LIABILITIES, RESERVES, AND SURPLUS	
DEFERRED CHARGES	83,399.40	Net Valuation Taxable-Municipal	189,345,214	Cash Liabilities	242,604.50
SCHOOL, COUNTY, SPECIAL DISTRICT TAXES	6,729,586.99	Net Valuation Taxable-County	306,292,982	Reserves for Receivables	156,092.72
RESERVE FOR UNCOLLECTED TAXES	204,644.70	State Equalized Valuation	321,351,917	Surplus Dec. 31, 1983	709,972.18
EXPENDITURES	10,886,251.39	State Equalization Ratio	58.83	Total	1,108,669.40

1352

Population 1980 18,952
 Population 1983 19,271
 S & P Rating AAA
 Moody Rating AAA

General Tax Rate Per \$100. 2.01
 State Equalized Tax Rate 2.16

WALL TOWNSHIP – MONMOUTH COUNTY
Form of Government:
Township Committee
Number of Members on Governing Body – 5

PER CAPITA:
 Gross Debt 862.52
 Net Debt 111.25
 Debt Service 13.87
 Total Tax Levy 737.70
 Municipal Expenditures 346.29

PER CENT:
 Gross Debt 2.95
 Net Debt .38
 Tax Levy Collected 93.21
 Tax Levy Cancelled, Abated or Adjusted

EXPENDITURES		REVENUES-REALIZED		1983 PROPERTY TAX	
GENERAL GOVERNMENT				STATE EQUALIZED TAX RATE 1.37	
Governing Body & Public Boards		1983 Property Taxes Collected	13,577,974.84	Local District School Taxes	8,633,029.85
Municipal Clerk		1983 Payments in Lieu of Taxes	692,248.92	Regional & Consolidated School Tax	
Financial Administration	45,120.00	Delinquent Tax & Lien Collections	199,127.72	School Taxes in Municipal Budget	
Assessment of Taxes	97,000.00	Business Personality Replacement Taxes	2,407,161.00	County Taxes	* 3,210,906.15
Collection of Taxes	75,234.22	Taxes from Public Utilities		County Library Taxes	118,131.04
Planning, Housing & Development	158,340.67	Other Miscellaneous Tax Revenues	162,256.57	Local Municipal Purpose Taxes	1,672,766.01
Human Resources	17,456.00	State Aid Revenues	138,728.61	Veteran & Senior Citizen Taxes	203,500.00
Elections	8,500.00	Federal Aid Revenues		Total Taxes for Rate Computation	13,838,333.05
General Administration (other)	535,825.00	State and Local Fiscal Assistance Act Utilized	1,180,837.34	Special District Taxes	326,960.00
JUDICIARY	82,240.00	Sale of Acquired Property	1,158,000.00	Bank Corp. Taxes	19,865.89
Municipal Courts		Other Miscellaneous Revenues	18,358,335.00	Added and Omitted Taxes	234,601.76
PUBLIC SAFETY		Total	19,516,335.00	Total Taxes Levied - ABSTRACT	14,216,260.70
Fire Protection	1,741,652.00	Prior Years Surplus Appropriated	947,599.64	Total Taxes Billed	14,566,806.81
Police Protection		REVENUES	180,422.62	1983 TAXES COLLECTED	13,577,974.84
Civil Defense & Disaster Control	138,796.18	Reserve For Uncollected Taxes		1983 Taxes Cancelled, Abated or Adjusted	104,695.05
Environmental Inspection & Control		CAPITAL OUTLAY	172,547.62	Transfer to Tax Title Liens or Foreclosed	
Other Public Safety		Public Enterprises		Balance Outstanding Dec. 31, 1983	884,136.92
PUBLIC WORKS	666,672.83	Recreation—Culture	7,875.00	PRIOR YEARS TAXES OUTSTANDING	
Streets and Drainage	484,000.00	Public Works		Balance January 1, 1983	596,485.94
Sewers and Sewage Processing	429,600.00	Buildings and Grounds		Collected in 1983	538,256.51
Garbage and Trash Disposal	179,460.00	Library and Education		Cancelled, Abated or Adjusted 1983	
Public Buildings and Grounds		Conservation		Transfers to Tax Title Liens or Foreclosed	
Other Public Works		All Other		Balance December 31, 1983	58,229.43
HEALTH and WELFARE	23,000.00			TAX TITLE LIENS OUTSTANDING	
Health Services Except Environmental	16,560.00			Balance January 1, 1983	205,252.01
Welfare-Public Assistance				Transfer From Taxes	104,695.05
Hospitals, Clinics, First Aid				Redeemed in 1983	153,992.41
Animal, Insect, & Rodent Control				Cancelled, Abated or Adjusted (1983)	
Other Welfare Services				Transfers to Foreclosed Property	79,652.20
RECREATION and CONSERVATION	52,950.11			Balance December 31, 1983	76,302.45
Beaches and Boardwalks	2,500.00			PROPERTY ACQUIRED BY DEED OR FORECLOSURE	
Parks, Playgrounds, Shade Trees	22,200.00			Balance January 1, 1983	222,800.00
Land Reclamation & Conservation				Transfers From Taxes or Liens	79,652.00
Other Recreational Services				Sale for Cash (1983)	55,156.61
EDUCATION (excluding schools)	43,700.00			Cancelled, Abated or Adjusted (1983)	
Libraries	1,500.00			Balance December 31, 1983	247,295.39
Other Educational Services				CURRENT FINANCES DECEMBER 31, 1983	
STATUTORY EXPENDITURES	409,547.25			ASSETS	
Pensions & F. I. C. A.	185,750.00			Cash Dec. 31, 1983	2,867,710.17
Employee Fringe Benefits				Taxes Receivable	942,366.35
Other Statutory Expenditures				Tax Title Liens	76,302.45
CETA And Other Public Employment Programs	5,417,604.26			Foreclosed Property	247,295.59
MUNICIPAL FUNCTIONS	20,000.00			Emergencies & Other Deferred Charges	128,000.00
CAPITAL IMPROVEMENTS				State and Federal Aid Receivable	84.66
DEBT SERVICE	145,000.00			Other Receivables	751.32
Principal Payments	122,330.00			Total	4,262,510.54
Interest Payments				LIABILITIES, RESERVES, AND SURPLUS	
DEFERRED CHARGES	40,846.11			Cash Liabilities	1,269,023.23
SCHOOL, COUNTY, SPECIAL DISTRICT TAXES	12,289,027.04			Reserves for Receivables	1,266,715.71
RESERVE FOR UNCOLLECTED TAXES	947,599.64			Surplus Dec. 31, 1983	1,726,771.60
EXPENDITURES	18,962,407.05			Total	4,262,510.54

0265
Population 1980 10,741
Population 1983 10,590
S & P Rating
Moody Rating A

General Tax Rate Per \$100. 3.11
State Equalized Tax Rate 1.98

WALLINGTON BOROUGH – BERGEN CO.
Form of Government:
Borough Council
Number of Members on Governing Body – 6

PER CAPITA:
Gross Debt 362.35
Net Debt 197.65
Debt Service 35.15
Total Tax Levy 445.79
Municipal Expenditures 243.44
PER CENT:
Gross Debt 1.68
Net Debt .92
Tax Levy Collected 97.30
Tax Levy Cancelled, Abated or Adjusted .19

EXPENDITURES		REVENUES-REALIZED		1983 PROPERTY TAX	
GENERAL GOVERNMENT		1983 Property Taxes Collected		STATE EQUALIZED TAX RATE 1.02	
Governing Body & Public Boards		4,581,755.05		Local District School Taxes	2,417,843.25
Municipal Clerk	18,479.20	1983 Payments in Lieu of Taxes		Regional & Consolidated School Tax	
Financial Administration	5,233.00	Delinquent Tax & Lien Collections		School Taxes in Municipal Budget	
Assessment of Taxes	43,466.00	Business Personalty Replacement Taxes		County Taxes	833,776.51
Collection of Taxes	31,424.70	Taxes from Public Utilities		County Library Taxes	
Planning, Housing & Development	2,500.00	Other Miscellaneous Tax Revenues		Local Municipal Purpose Taxes	1,438,195.83
Human Resources	1,672.70	State Aid Revenues		Veteran & Senior Citizen Taxes	161,850.00
Elections	251,990.00	Federal Aid Revenues		Total Taxes for Rate Computation	4,851,665.59
General Administration (other)		State and Local Fiscal Assistance Act Utilized		Special District Taxes	
JUDICIARY	21,490.24	Sale of Acquired Property		Bank Corp. Taxes	19,945.56
Municipal Courts		Other Miscellaneous Revenues		Added and Omitted Taxes	11,144.62
PUBLIC SAFETY		Total		Total Taxes Levied - ABSTRACT	4,720,905.77
Fire Protection	52,803.00	Prior Years Surplus Appropriated		Total Taxes Billed	4,708,870.03
Police Protection	527,082.10	REVENUES TOTAL		1983 TAXES COLLECTED	4,581,755.05
Civil Defense & Disaster Control	122.80	REVENUE For Uncollected Taxes		1983 Taxes Cancelled, Abated or Adjusted	8,828.49
Environmental Inspection & Control	6,300.00	CAPITAL OUTLAY TOTAL		Transfer to Tax Title Liens or Foreclosed	6,333.87
Other Public Safety		634,561.28		Balance Outstanding Dec. 31, 1983	111,952.62
PUBLIC WORKS		Public Enterprises		PRIOR YEARS TAXES OUTSTANDING	
Streets and Drainage	185,960.22	Recreation—Culture		Balance January 1, 1983	80,621.01
Sewers and Sewage Processing	184,246.14	Public Works		Collected in 1983	80,620.80
Garbage and Trash Disposal	150,650.00	Buildings and Grounds		Cancelled, Abated or Adjusted 1983	.21
Public Buildings and Grounds	55,150.00	Library and Education		Transfers to Tax Title Liens or Foreclosed	
Other Public Works		Conservation		Balance December 31, 1983	
HEALTH and WELFARE		All Other		TAX TITLE LIENS OUTSTANDING	
Health Services Except Environmental	31,944.16	CAPITAL DEBT AUTHORIZED, DECEMBER 31, 1983		Balance January 1, 1983	105,345.23
Welfare-Public Assistance	9,178.82	ISSUED AND UNISSUED GROSS DEBT NET DEBT		Transfer From Taxes	6,333.87
Hospitals, Clinics, First Aid		School 977,000		Redeemed in 1983	43,506.24
Animal, Insect, & Rodent Control		Self-Liquidating 767,227		Cancelled, Abated or Adjusted (1983)	
Other Welfare Services		Other 2,093,072		Transfers to Foreclosed Property	
RECREATION and CONSERVATION		Total 3,837,300		Balance December 31, 1983	68,172.86
Beaches and Boardwalks		ISSUED AND OUTSTANDING		PROPERTY ACQUIRED BY DEED OR FORECLOSURE	
Parks, Playgrounds, Shade Trees	1,055.00	School 977,000.00		Balance January 1, 1983	13,950.00
Land Reclamation & Conservation		Self-Liquidating 396,000.00		Transfers From Taxes or Liens	
Other Recreational Services	2,400.00	Other 1,695,000.00		Sale for Cash (1983)	
EDUCATION (excluding schools)		Total 3,068,000.00		Cancelled, Abated or Adjusted (1983)	
Libraries	64,000.00	EQUALIZED VALUATION BASIS FOR NET DEBT COMPUTATION		Balance December 31, 1983	13,950.00
Other Educational Services		REAL PROPERTY VALUATIONS		CURRENT FINANCES DECEMBER 31, 1983	
STATUTORY EXPENDITURES		Code Class # of Parcels % VAL'N ASSESSED VALUATION		ASSETS	
Pensions & F. I. C. A.	130,638.53	1 Vacant Land 80 1.17 1,754,700.00		Cash Dec. 31, 1983	663,605.45
Employee Fringe Benefits	64,062.89	2 Residential 2035 64.55 96,914,420.00		Taxes Receivable	111,952.62
Other Statutory Expenditures	26,619.60	3 Farm 173 12.24 18,369,600.00		Tax Title Liens	68,172.86
CETA And Other Public Employment Programs		4a Commercial 38 10.20 15,310,200.00		Foreclosed Property	13,950.00
MUNICIPAL FUNCTIONS TOTAL	1,868,475.10	4c Apartments 26 11.85 17,784,700.00		Emergencies & Other Deferred Charges	33,514.37
CAPITAL IMPROVEMENTS *MEMO*	10,000.00	Total 2352 150,133,620.00		State and Federal Aid Receivable	402.41
DEBT SERVICE		Land Area 1.00 Sq. Miles		Other Receivables	21,188.08
Principal Payments	169,000.00	Net Valuation Taxable-Municipal 151,052,264		Total	912,785.79
Interest Payments	203,250.54	Net Valuation Taxable-County 233,455,412		LIABILITIES, RESERVES, AND SURPLUS	
DEFERRED CHARGES	71,477.25	State Equalized Valuation 236,904,169		Cash Liabilities	259,350.06
SCHOOL, COUNTY, SPECIAL DISTRICT TAXES	3,251,619.76	State Equalization Ratio 63.62		Reserves for Receivables	215,263.56
RESERVE FOR UNCOLLECTED TAXES	265,843.25			Surplus Dec. 31, 1983	438,172.17
EXPENDITURES TOTAL	5,829,665.90			Total	912,785.79

1923
 Population 1980 150
 Population 1983 148
 S & P Rating
 Moody Rating

General Tax Rate Per \$100. 1.66
 State Equalized Tax Rate .74

WALPACK TOWNSHIP – SUSSEX COUNTY
Form of Government:
Township Committee
Number of Members on Governing Body – 3

PER CAPITA:
 Gross Debt 82.63
 Net Debt
 Debt Service
 Total Tax Levy 60.38
 Municipal Expenditures 51.01

PER CENT:
 Gross Debt 1.11
 Net Debt
 Tax Levy Collected 90.29
 Tax Levy Cancelled, Abated or Adjusted

EXPENDITURES		REVENUES-REALIZED		1983 PROPERTY TAX	
GENERAL GOVERNMENT				STATE EQUALIZED TAX RATE	
Governing Body & Public Boards		1983 Property Taxes Collected	6,068.10	Local District School Taxes	
Municipal Clerk		1983 Payments in Lieu of Taxes	14,552.84	Regional & Consolidated School Tax	
Financial Administration	6,100.00	Delinquent Tax & Lien Collections		School Taxes in Municipal Budget	
Assessment of Taxes	2,600.00	Business Personalty Replacement Taxes	2,850.72	County Taxes	.69 *
Collection of Taxes	3,600.00	Taxes from Public Utilities	56,569.00	County Library Taxes	.04
Planning, Housing & Development		Other Miscellaneous Tax Revenues		Local Municipal Purpose Taxes	
Human Resources		State Aid Revenues	2,629.15	Veteran & Senior Citizen Taxes	
Elections		Federal Aid Revenues	1,165.00	Total Taxes for Rate Computation	.73
General Administration (other)	23,500.00	State and Local Fiscal Assistance Act Utilized		Special District Taxes	
JUDICIARY		Sale of Acquired Property		Bank Corp. Taxes	
Municipal Courts		Other Miscellaneous Revenues	84,856.54	Added and Omitted Taxes	
PUBLIC SAFETY		Total	170,691.35	Total Taxes Levied - ABSTRACT	8,935.91
Fire Protection		Prior Years Surplus Appropriated	58,870.13	Total Taxes Billed	8,935.91
Police Protection	400.00	REVENUES TOTAL	229,561.48	1983 TAXES COLLECTED	8,068.10
Civil Defense & Disaster Control		Reserve For Uncollected Taxes	3,000.00	1983 Taxes Cancelled, Abated or Adjusted	
Environmental Inspection & Control	386.00			Transfer to Tax Title Liens or Foreclosed	
Other Public Safety		CAPITAL OUTLAY TOTAL		Balance Outstanding Dec. 31, 1983	867.81
PUBLIC WORKS				PRIOR YEARS TAXES OUTSTANDING	
Streets and Drainage	35,939.25	Public Enterprises		Balance January 1, 1983	1,517.41
Sewers and Sewage Processing		Recreation—Culture		Collected in 1983	1,117.18
Garbage and Trash Disposal		Public Works		Cancelled, Abated or Adjusted 1983	
Public Buildings and Grounds	5,500.00	Buildings and Grounds		Transfers to Tax Title Liens or Foreclosed	
Other Public Works		Library and Education		Balance December 31, 1983	400.23
HEALTH and WELFARE		Conservation		TAX TITLE LIENS OUTSTANDING	
Health Services Except Environmental	400.00	All Other		Balance January 1, 1983	1,004.31
Welfare-Public Assistance	3,350.00	CAPITAL DEBT AUTHORIZED, DECEMBER 31, 1983		Transfer From Taxes	
Hospitals, Clinics, First Aid		ISSUED AND UNISSUED GROSS DEBT NET DEBT		Redeemed in 1983	490.10
Animal, Insect, & Rodent Control	324.75	School 12,229		Cancelled, Abated or Adjusted (1983)	
Other Welfare Services		Self-liquidating		Transfers to Foreclosed Property	
RECREATION and CONSERVATION		Other 12,229		Balance December 31, 1983	514.21
Beaches and Boardwalks		Total 12,229		PROPERTY ACQUIRED BY DEED OR FORECLOSURE	
Parks, Playgrounds, Shade Trees		ISSUED AND OUTSTANDING		Balance January 1, 1983	3,080.00
Land Reclamation & Conservation		School 12,229.15		Transfers From Taxes or Liens	
Other Recreational Services		Self-Liquidating		Sale for Cash (1983)	
EDUCATION (excluding schools)		Other 12,229.15		Cancelled, Abated or Adjusted (1983)	
Libraries		Total 12,229.15		Balance December 31, 1983	3,080.00
Other Educational Services		EQUALIZED VALUATION BASIS FOR NET DEBT COMPUTATION	1,098,446	CURRENT FINANCES DECEMBER 31, 1983	
STATUTORY EXPENDITURES		REAL PROPERTY VALUATIONS		ASSETS	
Pensions & F. I. C. A.	8,000.00	Code Class # of Parcels % VAL'N		Cash Dec. 31, 1983	870,628.26
Employee Fringe Benefits	3,000.00	1 Vacant Land 26 7.90	37,890.00	Taxes Receivable	1,268.04
Other Statutory Expenditures	250.00	2 Residential 20 33.57	161,040.00	Tax Title Liens	514.21
CETA And Other Public Employment Programs		3 Farm 3 26.34	126,350.00	Foreclosed Property	3,080.00
MUNICIPAL FUNCTIONS TOTAL	93,350.00	4a Commercial 2 32.20	154,470.00	Emergencies & Other Deferred Charges	
CAPITAL IMPROVEMENTS *MEMO*		4b Industrial		State and Federal Aid Receivable	
DEBT SERVICE		4c Apartments		Other Receivables	
Principal Payments		Total 51	479,750.00	Total	875,490.51
Interest Payments		Land Area 24.10 Sq. Miles		LIABILITIES, RESERVES, AND SURPLUS	
DEFERRED CHARGES		Net Valuation Taxable-Municipal	541,354	Cash Liabilities	85,686.56
SCHOOL, COUNTY, SPECIAL DISTRICT TAXES	8,935.91	Net Valuation Taxable-County	1,500,956	Reserves for Receivables	4,862.25
RESERVE FOR UNCOLLECTED TAXES	3,000.00	State Equalized Valuation	1,139,452	Surplus Dec. 31, 1983	784,941.70
EXPENDITURES TOTAL	105,285.91	State Equalization Ratio	44.51	Total	875,490.51

1613
Population 1980 10,025
Population 1983 10,325
S & P Rating
Moody Rating BAA1

General Tax Rate Per \$100. 7.16
State Equalized Tax Rate 2.64

WANAQUE BOROUGH - PASSAIC COUNTY
Form of Government:
Borough Council
Number of Members on Governing Body - 6

PER CAPITA:
Gross Debt 616.48
Net Debt 207.62
Debt Service 15.76
Total Tax Levy 581.08
Municipal Expenditures 240.11

PER CENT:
Gross Debt 3.04
Net Debt 1.02
Tax Levy Collected 96.27
Tax Levy Cancelled, Abated or Adjusted

EXPENDITURES		REVENUES-REALIZED		1983 PROPERTY TAX	
GENERAL GOVERNMENT		STATE EQUALIZED TAX RATE		Local District School Taxes .94	
Governing Body & Public Boards		1983 Property Taxes Collected	5,769,657.52	Regional & Consolidated School Tax .58	2,111,648.00
Municipal Clerk		1983 Payments in Lieu of Taxes	17,410.14	School Taxes in Municipal Budget	1,295,419.55
Financial Administration	69,725.00	Delinquent Tax & Lien Collections	206,746.87	County Taxes .60	1,350,908.77
Assessment of Taxes	8,687.00	Business Personalty Replacement Taxes	114,261.16	County Library Taxes	
Collection of Taxes	36,171.00	Taxes from Public Utilities	437,937.00	Local Municipal Purpose Taxes .52	1,174,824.00
Planning, Housing & Development	18,452.00	Other Miscellaneous Tax Revenues		Veteran & Senior Citizen Taxes	108,350.00
Human Resources	10,000.00	State Aid Revenues	84,007.35	Total Taxes for Rate Computation 2.64	6,041,150.32
Elections	4,180.00	Federal Aid Revenues		Special District Taxes	
General Administration (other)	270,830.00	State and Local Fiscal Assistance Act Utilized	63,117.36	Bank Corp. Taxes	7,722.54
JUDICIARY		Sale of Acquired Property	16,250.00	Added and Omitted Taxes	59,076.65
Municipal Courts	21,800.00	Other Miscellaneous Revenues	365,543.36	Total Taxes Levied - ABSTRACT	5,999,599.51
PUBLIC SAFETY		Total	7,074,930.76	Total Taxes Billed	5,993,112.81
Fire Protection	33,980.00	Prior Years Surplus Appropriated	140,700.00	1983 TAXES COLLECTED	5,769,657.52
Police Protection	568,428.46	REVENUES TOTAL	7,214,930.76	1983 Taxes Cancelled, Abated or Adjusted	229.12
Civil Defense & Disaster Control	3,150.00	Reserve For Uncollected Taxes	288,971.06	Transfer to Tax Title Liens or Foreclosed	6,321.14
Environmental Inspection & Control	18,668.00	CAPITAL OUTLAY TOTAL	640,344.37	Balance Outstanding Dec. 31, 1983	216,905.03
Other Public Safety		Public Enterprises	14,926.43	PRIOR YEARS TAXES OUTSTANDING	
PUBLIC WORKS		Recreation—Culture	3,318.89	Balance January 1, 1983	357,998.32
Streets and Drainage	218,095.00	Public Works	441,671.49	Collected in 1983	205,493.78
Sewers and Sewage Processing	306,750.00	Buildings and Grounds	180,427.56	Cancelled, Abated or Adjusted 1983	284.51
Garbage and Trash Disposal	42,770.00	Library and Education		Transfers to Tax Title Liens or Foreclosed	
Public Buildings and Grounds		Conservation		Balance December 31, 1983	152,220.03
Other Public Works		All Other		TAX TITLE LIENS OUTSTANDING	
HEALTH and WELFARE		CAPITAL DEBT AUTHORIZED, DECEMBER 31, 1983		Balance January 1, 1983	56,774.97
Health Services Except Environmental	57,215.00	ISSUED AND UNISSUED		Transfer From Taxes	6,321.14
Welfare-Public Assistance	3,525.00	School	3,465,337	Redeemed in 1983	1,253.09
Hospitals, Clinics, First Aid		Self-liquidating	755,000	Cancelled, Abated or Adjusted (1983)	
Animal, Insect, & Rodent Control		Other	2,144,827	Transfers to Foreclosed Property	
Other Welfare Services		Total	6,365,164	Balance December 31, 1983	61,843.02
RECREATION and CONSERVATION		ISSUED AND OUTSTANDING		PROPERTY ACQUIRED BY DEED OR FORECLOSURE	
Beaches and Boardwalks		School	3,190,150.40	Balance January 1, 1983	468,860.00
Parks, Playgrounds, Shade Trees	24,722.00	Self-Liquidating	755,000.00	Transfers From Taxes or Liens	
Land Reclamation & Conservation		Other	1,196,387.00	Sale for Cash (1983)	2,250.00
Other Recreational Services	4,120.00	Total	5,141,537.40	Cancelled, Abated or Adjusted (1983)	12,050.00
EDUCATION (excluding schools)		EQUALIZED VALUATION BASIS		Balance December 31, 1983	454,560.00
Libraries	78,200.00	FOR NET DEBT COMPUTATION	209,346,442	CURRENT FINANCES DECEMBER 31, 1983	
Other Educational Services		REAL PROPERTY VALUATIONS		ASSETS	
STATUTORY EXPENDITURES		Code Class # of Parcels % VAL'N	ASSESSED VALUATION	Cash Dec. 31, 1983	1,030,350.59
Pensions & F. I. C. A.	129,450.00	1 Vacant Land 300 6.54	5,376,900.00	Taxes Receivable	369,125.06
Employee Fringe Benefits	66,325.00	2 Residential 2638 79.67	65,471,200.00	Tax Title Liens	61,843.02
Other Statutory Expenditures		3 Farm 2 .07	61,900.00	Foreclosed Property	454,560.00
CETA And Other Public Employment Programs		4a Commercial 108 7.75	6,370,400.00	Emergencies & Other Deferred Charges	23,328.53
MUNICIPAL FUNCTIONS		4b Industrial 19 5.39	4,431,000.00	State and Federal Aid Receivable	6,800.16
CAPITAL IMPROVEMENTS		4c Apartments 6 .56	463,800.00	Other Receivables	42,217.62
DEBT SERVICE		Total 3073	82,175,200.00	Total	1,988,224.98
Principal Payments	50,000.00	Land Area 8.30 Sq. Miles		LIABILITIES, RESERVES, AND SURPLUS	
Interest Payments	112,676.43	Net Valuation Taxable-Municipal	82,877,600	Cash Liabilities	836,414.91
DEFERRED CHARGES		Net Valuation Taxable-County	220,065,753	Reserves for Receivables	927,745.70
SCHOOL, COUNTY, SPECIAL DISTRICT TAXES	32,281.52	State Equalized Valuation	223,762,118	Surplus Dec. 31, 1983	224,064.37
SCHOOL, COUNTY, SPECIAL DISTRICT TAXES		State Equalization Ratio	36.84	Total	1,988,224.98
RESERVE FOR UNCOLLECTED TAXES					
EXPENDITURES TOTAL	7,237,148.79				

1924
Population 1980 7,268
Population 1983 7,564
S & P Rating
Moody Rating BAA1

General Tax Rate Per \$100. 2.55
State Equalized Tax Rate 2.57

WANTAGE TOWNSHIP - SUSSEX COUNTY
Form of Government:
Township Committee
Number of Members on Governing Body - 3

PER CAPITA:
Gross Debt 813.57
Net Debt 372.62
Debt Service 30.50
Total Tax Levy 684.56
Municipal Expenditures 236.69
PER CENT:
Gross Debt 3.54
Net Debt 1.62
Tax Levy Collected 92.27
Tax Levy Cancelled, Abated or Adjusted

EXPENDITURES		REVENUES-REALIZED		1983 PROPERTY TAX	
GENERAL GOVERNMENT				STATE EQUALIZED TAX RATE →	
Governing Body & Public Boards		1983 Property Taxes Collected	4,772,429.03	Local District School Taxes	
Municipal Clerk		1983 Payments in Lieu of Taxes		Regional & Consolidated School Tax 1.64	3,272,331.85
Financial Administration	22,692.00	Delinquent Tax & Lien Collections	387,328.85	School Taxes in Municipal Budget	
Assessment of Taxes	41,407.00	Business Personalty Replacement Taxes	99,519.12	County Taxes	* 1,109,466.75
Collection of Taxes	46,613.00	Taxes from Public Utilities	341,752.00	County Library Taxes	.03 65,116.95
Planning, Housing & Development	6,184.00	Other Miscellaneous Tax Revenues		Local Municipal Purpose Taxes	.34 684,959.59
Human Resources		State Aid Revenues	37,933.56	Veteran & Senior Citizen Taxes	74,000.00
Elections	1,400.00	Federal Aid Revenues		Total Taxes for Rate Computation	2.56 5,205,875.14
General Administration (other)	137,762.00	State and Local Fiscal Assistance Act Utilized	49,177.00	Special District Taxes	
JUDICIARY		Sale of Acquired Property		Bank Corp. Taxes	6,038.75
Municipal Courts	18,816.00	Other Miscellaneous Revenues		Added and Omitted Taxes	40,122.09
PUBLIC SAFETY		Total	5,901,551.53	Total Taxes Levied - ABSTRACT	5,178,035.98
Fire Protection	74,900.00	Prior Years Surplus Appropriated	225,000.00	Total Taxes Billed	5,171,997.23
Police Protection	7,500.00	REVENUES TOTAL	6,126,551.53	1983 TAXES COLLECTED	4,772,429.03
Civil Defense & Disaster Control		Reserve For Uncollected Taxes	593,000.00	1983 Taxes Cancelled, Abated or Adjusted	
Environmental Inspection & Control	19,420.00	CAPITAL OUTLAY TOTAL	251,200.99	Transfer to Tax Title Liens or Foreclosed	
Other Public Safety				Balance Outstanding Dec. 31, 1983	399,568.20
PUBLIC WORKS				PRIOR YEARS TAXES OUTSTANDING	
Streets and Drainage	321,720.00	Public Enterprises		Balance January 1, 1983	364,878.37
Sewers and Sewage Processing		Recreation—Culture		Collected in 1983	340,874.37
Garbage and Trash Disposal		Public Works	244,142.99	Cancelled, Abated or Adjusted 1983	
Public Buildings and Grounds	30,600.00	Buildings and Grounds	7,058.00	Transfers to Tax Title Liens or Foreclosed	
Other Public Works		Library and Education		Balance December 31, 1983	24,004.00
HEALTH and WELFARE		Conservation		TAX TITLE LIENS OUTSTANDING	
Health Services Except Environmental	39,630.00	All Other		Balance January 1, 1983	278,933.35
Welfare-Public Assistance	4,250.00			Transfer From Taxes	
Hospitals, Clinics, First Aid	6,500.00			Redeemed in 1983	46,454.48
Animal, Insect, & Rodent Control	685.00			Cancelled, Abated or Adjusted (1983)	
Other Welfare Services				Transfers to Foreclosed Property	
RECREATION and CONSERVATION				Balance December 31, 1983	232,478.87
Beaches and Boardwalks				PROPERTY ACQUIRED BY DEED OR	
Parks, Playgrounds, Shade Trees				FORECLOSURE	
Land Reclamation & Conservation				Balance January 1, 1983	312,800.00
Other Recreational Services	7,470.00			Transfers From Taxes or Liens	
EDUCATION (excluding schools)				Sale for Cash (1983)	
Libraries	3,500.00			Cancelled, Abated or Adjusted (1983)	
Other Educational Services				Balance December 31, 1983	312,800.00
STATUTORY EXPENDITURES				CURRENT FINANCES DECEMBER 31, 1983	
Pensions & F. I. C. A.	54,350.00			ASSETS	
Employee Fringe Benefits	50,000.00			Cash Dec. 31, 1983	901,321.33
Other Statutory Expenditures	5,500.00			Taxes Receivable	423,572.20
CETA And Other Public Employment Programs				Tax Title Liens	232,478.87
MUNICIPAL FUNCTIONS				Foreclosed Property	312,800.00
CAPITAL IMPROVEMENTS				Emergencies & Other Deferred Charges	101,600.00
DEBT SERVICE				State and Federal Aid Receivable	6,005.55
Principal Payments	21,750.00			Other Receivables	134,799.36
Interest Payments	208,942.85			Total	2,112,577.31
DEFERRED CHARGES				LIABILITIES, RESERVES, AND SURPLUS	
SCHOOL, COUNTY, SPECIAL DISTRICT TAXES	65,760.00			Cash Liabilities	97,521.04
RESERVE FOR UNCOLLECTED TAXES	4,446,915.55			Reserves for Receivables	1,103,650.43
EXPENDITURES TOTAL	6,237,267.40			Surplus Dec. 31, 1983	911,405.84
				Total	2,112,577.31

1820
Population 1980 9,805
Population 1983 9,844
S & P Rating
Moody Rating A1

General Tax Rate Per \$100. 2.14
State Equalized Tax Rate 2.13

WARREN TOWNSHIP – SOMERSET COUNTY
Form of Government:
Township Committee
Number of Members on Governing Body – 5

PER CAPITA:
Gross Debt 1,014.26
Net Debt 704.10
Debt Service 42.96
Total Tax Levy 1,020.54
Municipal Expenditures 391.27

PER CENT:
Gross Debt 2.34
Net Debt 1.63
Tax Levy Collected 95.71
Tax Levy Cancelled, Abated or Adjusted .13

EXPENDITURES		REVENUES-REALIZED		1983 PROPERTY TAX	
GENERAL GOVERNMENT				STATE EQUALIZED TAX RATE	
Governing Body & Public Boards		1983 Property Taxes Collected	9,617,269.56	Local District School Taxes .76	3,437,990.20
Municipal Clerk	37,680.00	1983 Payments in Lieu of Taxes		Regional & Consolidated School Tax .51	2,335,804.61
Financial Administration	32,632.79	Delinquent Tax & Lien Collections	469,731.76	School Taxes in Municipal Budget	
Assessment of Taxes	38,273.70	Business Personalty Replacement Taxes	130,156.20	County Taxes .49	2,241,358.01
Collection of Taxes	62,744.00	Taxes from Public Utilities	859,770.00	County Library Taxes .04	174,475.22
Planning, Housing & Development	1,800.00	Other Miscellaneous Tax Revenues		Local Municipal Purpose Taxes .33	1,478,400.10
Human Resources	1,480.14	State Aid Revenues	70,607.73	Veteran & Senior Citizen Taxes	68,134.00
Elections	402,239.05	Federal Aid Revenues		Total Taxes for Rate Computation 2.13	9,736,162.14
General Administration (other)		State and Local Fiscal Assistance Act Utilized	44,304.57	Special District Taxes	
JUDICIARY	37,277.00	Sale of Acquired Property		Bank Corp. Taxes	12,945.81
Municipal Courts		Other Miscellaneous Revenues	572,224.66	Added and Omitted Taxes	365,188.52
PUBLIC SAFETY		Total	11,764,064.48	Total Taxes Levied - ABSTRACT	10,046,162.47
Fire Protection	187,043.00	Prior Years Surplus Appropriated	500,000.00	Total Taxes Billed	10,048,305.57
Police Protection	542,794.57	REVENUES TOTAL	12,264,004.48	1983 TAXES COLLECTED	9,617,269.56
Civil Defense & Disaster Control	500.00	Reserve For Uncollected Taxes	580,379.69	1983 Taxes Cancelled, Abated or Adjusted	12,810.24
Environmental Inspection & Control	43,493.00			Transfer to Tax Title Liens or Foreclosed	27,859.04
Other Public Safety		CAPITAL OUTLAY TOTAL	59,135.92	Balance Outstanding Dec. 31, 1983	390,366.73
PUBLIC WORKS				PRIOR YEARS TAXES OUTSTANDING	
Streets and Drainage	721,456.83	Public Enterprises		Balance January 1, 1983	531,980.04
Sewers and Sewage Processing	168,478.31	Recreation—Culture		Collected in 1983	429,518.80
Garbage and Trash Disposal		Public Works	59,135.92	Cancelled, Abated or Adjusted 1983	
Public Buildings and Grounds	142,388.87	Buildings and Grounds		Transfers to Tax Title Liens or Foreclosed	14,741.01
Other Public Works	60,000.00	Library and Education		Balance December 31, 1983	87,720.23
HEALTH and WELFARE		Conservation		TAX TITLE LIENS OUTSTANDING	
Health Services Except Environmental	44,172.00	All Other		Balance January 1, 1983	136,181.96
Welfare-Public Assistance	4,248.00			Transfer From Taxes	45,373.29
Hospitals, Clinics, First Aid		CAPITAL DEBT AUTHORIZED, DECEMBER 31, 1983		Redeemed in 1983	40,212.96
Animal, Insect, & Rodent Control		ISSUED AND UNISSUED		Cancelled, Abated or Adjusted (1983)	13,466.00
Other Welfare Services		School	2,652,176	Transfers to Foreclosed Property	58,463.89
RECREATION and CONSERVATION		Self-liquidating	7,332,183	Balance December 31, 1983	69,412.40
Beaches and Boardwalks		Other	6,931,183	PROPERTY ACQUIRED BY DEED OR FORECLOSURE	
Parks, Playgrounds, Shade Trees		Total	9,984,359	Balance January 1, 1983	226,686.11
Land Reclamation & Conservation	1,725.00			Transfers From Taxes or Liens	58,463.89
Other Recreational Services	21,395.00	ISSUED AND OUTSTANDING		Sale for Cash (1983)	230.00
EDUCATION (excluding schools)		School	2,652,176.87	Cancelled, Abated or Adjusted (1983)	2,070.00
Libraries		Self-Liquidating	7,301,000.00	Balance December 31, 1983	282,850.00
Other Educational Services	8,000.00	Other	9,953,176.87	CURRENT FINANCES DECEMBER 31, 1983	
STATUTORY EXPENDITURES		Total		ASSETS	
Pensions & F. I. C. A.	198,115.00	EQUALIZED VALUATION BASIS	426,160,853	Cash Dec. 31, 1983	1,365,809.27
Employee Fringe Benefits	70,081.31	FOR NET DEBT COMPUTATION		Taxes Receivable	478,086.96
Other Statutory Expenditures		REAL PROPERTY VALUATIONS		Tax Title Liens	69,412.40
CETA And Other Public Employment Programs		Code Class # of Parcels % VAL'N		Foreclosed Property	282,850.00
MUNICIPAL FUNCTIONS TOTAL	2,828,017.57	1 Vacant Land 771 5.45	24,522,800.00	Emergencies & Other Deferred Charges	16,450.43
CAPITAL IMPROVEMENTS *MEMO*		2 Residential 2873 79.86	359,660,000.00	State and Federal Aid Receivable	195.35
DEBT SERVICE		3 Farm 149 1.72	7,781,400.00	Other Receivables	196,028.24
Principal Payments	223,000.00	4a Commercial 77 8.22	37,025,200.00	Total	2,408,832.65
Interest Payments	199,938.80	4b Industrial 14 4.74	21,363,000.00	LIABILITIES, RESERVES, AND SURPLUS	
DEFERRED CHARGES	20,301.10	4c Apartments		Cash Liabilities	490,043.48
SCHOOL, COUNTY, SPECIAL DISTRICT TAXES	8,189,628.04	Total 3884	450,352,400.00	Reserves for Receivables	1,013,827.40
RESERVE FOR UNCOLLECTED TAXES	580,379.69	Land Area 19.60 Sq. Miles		Surplus Dec. 31, 1983	904,961.77
EXPENDITURES TOTAL	12,041,265.20	Net Valuation Taxable-Municipal	452,402,618	Total	2,408,832.65
		Net Valuation Taxable-County	445,178,416		
		State Equalized Valuation	453,984,388		
		State Equalization Ratio	99.65		

2121
Population 1980 6,429
Population 1983 6,388
S & P Rating
Moody Rating BAA

General Tax Rate Per \$100. 3.44
State Equalized Tax Rate 2.70

WASHINGTON BOROUGH - WARREN CO.
Form of Government:
Council-Manager Plan E (OMCL 50)
Number of Members on Governing Body - 7

PER CAPITA:
Gross Debt 347.44
Net Debt 248.89
Debt Service 28.20
Total Tax Levy 536.27
Municipal Expenditures 337.63

PER CENT:
Gross Debt 1.92
Net Debt 1.38
Tax Levy Collected 94.42
Tax Levy Cancelled, Abated or Adjusted .09

EXPENDITURES		REVENUES-REALIZED		1983 PROPERTY TAX	
GENERAL GOVERNMENT				STATE EQUALIZED TAX RATE	
Governing Body & Public Boards		1983 Property Taxes Collected	3,217,617.06	Local District School Taxes .75	941,159.00
Municipal Clerk		1983 Payments in Lieu of Taxes		Regional & Consolidated School Tax .73	915,289.44
Financial Administration	9,667.00	Delinquent Tax & Lien Collections	187,897.96	School Taxes in Municipal Budget	
Assessment of Taxes	18,565.20	Business Personalty Replacement Taxes	121,519.44	County Taxes .61	* 760,241.43
Collection of Taxes	23,938.46	Taxes from Public Utilities	317,979.00	County Library Taxes	
Planning, Housing & Development	12,854.96	Other Miscellaneous Tax Revenues		Local Municipal Purpose Taxes .62	770,863.41
Human Resources		State Aid Revenues	63,422.54	Veteran & Senior Citizen Taxes	72,900.00
Elections	2,976.02	Federal Aid Revenues		Total Taxes for Rate Computation	3,460,453.28
General Administration (other)	274,090.29	State and Local Fiscal Assistance Act Utilized	65,658.09	Special District Taxes	
JUDICIARY		Sale of Acquired Property		Bank Corp. Taxes	19,477.25
Municipal Courts	31,440.41	Other Miscellaneous Revenues	495,936.10	Added and Omitted Taxes	18,693.20
PUBLIC SAFETY		Total	4,470,030.19	Total Taxes Levied - ABSTRACT	3,425,723.73
Fire Protection	39,245.63	Prior Years Surplus Appropriated	200,100.00	Total Taxes Billed	3,407,794.15
Police Protection	327,872.64	REVENUES TOTAL	4,670,030.19	1983 TAXES COLLECTED	3,217,617.06
Civil Defense & Disaster Control	2,075.00	Reserve For Uncollected Taxes	340,426.34	1983 Taxes Cancelled, Abated or Adjusted	2,942.49
Environmental Inspection & Control		CAPITAL OUTLAY TOTAL	882,479.67	Transfer to Tax Title Liens or Foreclosed	7,278.40
Other Public Safety				Balance Outstanding Dec. 31, 1983	179,956.20
PUBLIC WORKS				PRIOR YEARS TAXES OUTSTANDING	
Streets and Drainage	209,436.01	Public Enterprises		Balance January 1, 1983	180,088.08
Sewers and Sewage Processing	137,610.69	Recreation—Culture	216,533.68	Collected in 1983	176,906.71
Garbage and Trash Disposal	213,300.00	Public Works	168,900.67	Cancelled, Abated or Adjusted 1983	
Public Buildings and Grounds	22,509.05	Buildings and Grounds	149,990.42	Transfers to Tax Title Liens or Foreclosed	3,181.37
Other Public Works		Library and Education	347,054.90	Balance December 31, 1983	
HEALTH and WELFARE		Conservation		TAX TITLE LIENS OUTSTANDING	
Health Services Except Environmental		All Other		Balance January 1, 1983	34,257.71
Welfare-Public Assistance	1,980.00	CAPITAL DEBT AUTHORIZED, DECEMBER 31, 1983		Transfer From Taxes	10,702.46
Hospitals, Clinics, First Aid	1,750.00	ISSUED AND UNISSUED GROSS DEBT		Redeemed in 1983	10,991.25
Animal, Insect, & Rodent Control	1,600.00	School	629,517	Cancelled, Abated or Adjusted (1983)	
Other Welfare Services		Self-liquidating	1,589,938	Transfers to Foreclosed Property	4,388.91
RECREATION and CONSERVATION		Other	2,219,455	Balance December 31, 1983	29,580.01
Beaches and Boardwalks		Total		PROPERTY ACQUIRED BY DEED OR	
Parks, Playgrounds, Shade Trees	26,296.60			FORECLOSURE	
Land Reclamation & Conservation		ISSUED AND OUTSTANDING		Balance January 1, 1983	23,011.09
Other Recreational Services	3,125.00	School	629,517.16	Transfers From Taxes or Liens	4,388.91
EDUCATION (excluding schools)		Self-Liquidating		Sale for Cash (1983)	
Libraries	57,210.55	Other	1,511,086.00	Cancelled, Abated or Adjusted (1983)	
Other Educational Services		Total	2,140,605.16	Balance December 31, 1983	27,400.00
STATUTORY EXPENDITURES		EQUALIZED VALUATION BASIS		CURRENT FINANCES DECEMBER 31, 1983	
Pensions & F. I. C. A.	97,902.59	FOR NET DEBT COMPUTATION	115,434,704	ASSETS	
Employee Fringe Benefits	35,200.00	REAL PROPERTY VALUATIONS		Cash Dec. 31, 1983	1,609,401.75
Other Statutory Expenditures	8,750.00	Code Class # of Parcels % VAL'N		Taxes Receivable	179,956.20
CETA And Other Public Employment Programs		1 Vacant Land 145 1.57	1,492,100.00	Tax Title Liens	29,580.01
MUNICIPAL FUNCTIONS		2 Residential 1603 64.95	61,640,400.00	Foreclosed Property	27,400.00
CAPITAL IMPROVEMENTS	*MEMO*	3 Farm 3 .03	30,200.00	Emergencies & Other Deferred Charges	6,108.47
DEBT SERVICE		4a Commercial 170 17.95	17,033,800.00	State and Federal Aid Receivable	
Principal Payments	143,000.00	4b Industrial 14 8.21	7,793,300.00	Other Receivables	19,911.69
Interest Payments	37,157.00	4c Apartments 13 7.28	6,913,700.00	Total	1,872,358.12
		Total 1948	94,903,500.00	LIABILITIES, RESERVES, AND SURPLUS	
DEFERRED CHARGES		Land Area 1.90 Sq. Miles		Cash Liabilities	1,181,385.05
SCHOOL, COUNTY, SPECIAL DISTRICT TAXES		Net Valuation Taxable-Municipal	98,520,388	Reserves for Receivables	256,847.90
RESERVE FOR UNCOLLECTED TAXES		Net Valuation Taxable-County	119,182,260	Surplus Dec. 31, 1983	434,125.17
EXPENDITURES TOTAL	4,773,492.87	State Equalized Valuation	124,368,252	Total	1,872,358.12
		State Equalization Ratio	78.63		

0266
Population 1980 9,550
Population 1983 9,708
S & P Rating AAA
Moody Rating BAA1

General Tax Rate Per \$100. 3.51
State Equalized Tax Rate 2.31

WASHINGTON TOWNSHIP - BERGEN CO.
Form of Government:
Mayor-Council Plan E (OMCL 50)
Number of Members on Governing Body - 5

PER CAPITA:
Gross Debt 1,016.88
Net Debt 864.97
Debt Service 103.07
Total Tax Levy 811.19
Municipal Expenditures 386.26
PER CENT:
Gross Debt 3.13
Net Debt 2.66
Tax Levy Collected 98.10
Tax Levy Cancelled, Abated or Adjusted .03

EXPENDITURES		REVENUES-REALIZED		1983 PROPERTY TAX	
GENERAL GOVERNMENT				STATE EQUALIZED TAX RATE →	
Governing Body & Public Boards	16,090.00	1983 Property Taxes Collected	7,735,707.10	Local District School Taxes	
Municipal Clerk	35,570.00	1983 Payments in Lieu of Taxes		Regional & Consolidated School Tax 1.31	4,438,583.06
Financial Administration	92,662.00	Delinquent Tax & Lien Collections	143,112.47	School Taxes in Municipal Budget	
Assessment of Taxes	3,660.40	Business Personalty Replacement Taxes	24,534.92	County Taxes .35	1,197,817.98
Collection of Taxes		Taxes from Public Utilities	589,477.00	County Library Taxes	
Planning, Housing & Development	10,560.00	Other Miscellaneous Tax Revenues		Local Municipal Purpose Taxes .65	2,198,642.06
Human Resources		State Aid Revenues	157,120.81	Veteran & Senior Citizen Taxes	77,600.00
Elections	1,950.00	Federal Aid Revenues		Total Taxes for Rate Computation 2.31	7,912,643.10
General Administration (other)	260,007.68	State and Local Fiscal Assistance Act Utilized	90,919.56	Special District Taxes	
JUDICIARY		Sale of Acquired Property		Bank Corp. Taxes	8,753.14
Municipal Courts	33,212.00	Other Miscellaneous Revenues	301,679.93	Added and Omitted Taxes	31,214.51
PUBLIC SAFETY		Total	9,042,551.79	Total Taxes Levied - ABSTRACT	7,875,010.75
Fire Protection	131,348.00	Prior Years Surplus Appropriated	281,500.00	Total Taxes Billed	7,885,901.06
Police Protection	776,155.00	REVENUES TOTAL	9,324,051.79	1983 TAXES COLLECTED	7,735,707.10
Civil Defense & Disaster Control	100.00	Reserve For Uncollected Taxes	188,360.88	1983 Taxes Cancelled, Abated or Adjusted	2,120.04
Environmental Inspection & Control	24,076.00	CAPITAL OUTLAY TOTAL	230,454.36	Transfer to Tax Title Liens or Foreclosed	14,647.23
Other Public Safety				Balance Outstanding Dec. 31, 1983	133,426.69
PUBLIC WORKS				PRIOR YEARS TAXES OUTSTANDING	
Streets and Drainage	41,000.00	Public Enterprises		Balance January 1, 1983	127,061.13
Sewers and Sewage Processing	198,197.00	Recreation—Culture		Collected in 1983	123,757.47
Garbage and Trash Disposal	3,990.00	Public Works	130,213.65	Cancelled, Abated or Adjusted 1983	
Public Buildings and Grounds	329,024.00	Buildings and Grounds	100,240.71	Transfers to Tax Title Liens or Foreclosed	3,270.92
Other Public Works		Library and Education		Balance December 31, 1983	32.74
HEALTH and WELFARE		Conservation		TAX TITLE LIENS OUTSTANDING	
Health Services Except Environmental	104,844.00	All Other		Balance January 1, 1983	30,226.88
Welfare-Public Assistance	850.00	CAPITAL DEBT AUTHORIZED, DECEMBER 31, 1983		Transfer From Taxes	18,255.49
Hospitals, Clinics, First Aid	1,400.00	ISSUED AND UNISSUED GROSS DEBT NET DEBT		Redeemed in 1983	19,355.00
Animal, Insect, & Rodent Control	3,400.00	School 1,310,917		Cancelled, Abated or Adjusted (1983)	
Other Welfare Services		Self-liquidating 8,560,939	8,397,098	Transfers to Foreclosed Property	
RECREATION and CONSERVATION		Other 9,871,857	8,397,098	Balance December 31, 1983	29,127.37
Beaches and Boardwalks	7,340.32	ISSUED AND OUTSTANDING		PROPERTY ACQUIRED BY DEED OR FORECLOSURE	
Parks, Playgrounds, Shade Trees		School 1,310,917.50		Balance January 1, 1983	49,550.00
Land Reclamation & Conservation	68,174.00	Self-Liquidating 8,458,200.00		Transfers From Taxes or Liens	
Other Recreational Services		Other 9,769,117.50		Sale for Cash (1983)	
EDUCATION (excluding schools)		Total		Cancelled, Abated or Adjusted (1983)	
Libraries	135,218.62	EQUALIZED VALUATION BASIS	315,293,106	Balance December 31, 1983	49,550.00
Other Educational Services		FOR NET DEBT COMPUTATION		CURRENT FINANCES DECEMBER 31, 1983	
STATUTORY EXPENDITURES		REAL PROPERTY VALUATIONS		ASSETS	
Pensions & F. I. C. A.	172,000.00	Code Class # of Parcels % VAL'N	ASSESSED VALUATION	Cash Dec. 31, 1983	666,312.35
Employee Fringe Benefits	71,000.00	1 Vacant Land 240 2.26	5,044,260.00	Taxes Receivable	133,459.43
Other Statutory Expenditures	6,000.00	2 Residential 2903 94.46	210,801,570.00	Tax Title Liens	29,127.37
CETA And Other Public Employment Programs		3 Farm 1 1,800.00		Foreclosed Property	49,550.00
MUNICIPAL FUNCTIONS TOTAL	2,527,829.02	4a Commercial 20 3.28	7,309,900.00	Emergencies & Other Deferred Charges	18,000.00
CAPITAL IMPROVEMENTS *MEMO*		4b Industrial		State and Federal Aid Receivable	1,545.55
DEBT SERVICE		4c Apartments		Other Receivables	3,357.35
Principal Payments	489,281.38	Total 3164	223,157,530.00	Total	901,352.05
Interest Payments	511,322.55	Land Area 2.87 Sq. Miles		LIABILITIES, RESERVES, AND SURPLUS	
DEFERRED CHARGES	33,023.68	Net Valuation Taxable-Municipal	223,780,243	Cash Liabilities	450,643.03
SCHOOL, COUNTY, SPECIAL DISTRICT TAXES	5,636,401.04	Net Valuation Taxable-County	323,638,498	Reserves for Receivables	215,494.15
RESERVE FOR UNCOLLECTED TAXES	188,360.88	State Equalized Valuation	339,047,842	Surplus Dec. 31, 1983	235,214.87
EXPENDITURES TOTAL	9,386,218.55	State Equalization Ratio	65.94	Total	901,352.05

0336
 Population 1980 808
 Population 1983 814
 S & P Rating 5.01
 Moody Rating State Equalized Tax Rate 1.71
 General Tax Rate Per \$100.

WASHINGTON TWP. - BURLINGTON CO.
Form of Government:
Township Committee
Number of Members on Governing Body - 3

PER CAPITA:
 Gross Debt 6.14
 Net Debt 6.14
 Debt Service
 Total Tax Levy 692.64
 Municipal Expenditures 270.10
 PER CENT:
 Gross Debt .02
 Net Debt .02
 Tax Levy Collected 84.38
 Tax Levy Cancelled, Abated or Adjusted 8.63

EXPENDITURES		REVENUES-REALIZED		1983 PROPERTY TAX	
GENERAL GOVERNMENT				STATE EQUALIZED TAX RATE	
Governing Body & Public Boards				Local District School Taxes 1.19	389,491.00
Municipal Clerk				Regional & Consolidated School Tax	
Financial Administration	4,400.00	1983 Property Taxes Collected	475,762.44	School Taxes in Municipal Budget	
Assessment of Taxes	8,500.00	1983 Payments in Lieu of Taxes		County Taxes .50	164,561.07
Collection of Taxes	5,150.00	Delinquent Tax & Lien Collections	52,635.06	County Library Taxes .03	9,180.21
Planning, Housing & Development	10,400.00	Business Personalty Replacement Taxes	23,295.00	Local Municipal Purpose Taxes	
Human Resources		Taxes from Public Utilities	41,833.23	Veteran & Senior Citizen Taxes	13,500.00
Elections		Other Miscellaneous Tax Revenues		Total Taxes for Rate Computation 1.72	576,732.28
General Administration (other)	24,325.00	State Aid Revenues	4,651.58	Special District Taxes	
JUDICIARY		Federal Aid Revenues		Bank Corp. Taxes	
Municipal Courts	4,886.00	State and Local Fiscal Assistance Act Utilized	5,220.00	Added and Omitted Taxes	574.78
PUBLIC SAFETY		Sale of Acquired Property		Total Taxes Levied - ABSTRACT	563,807.06
Fire Protection	14,000.00	Other Miscellaneous Revenues	62,122.48	Total Taxes Billed	563,807.06
Police Protection	7,500.00	Total	665,519.79	1983 TAXES COLLECTED	475,762.44
Civil Defense & Disaster Control	200.00	Prior Years Surplus Appropriated	115,000.00	1983 Taxes Cancelled, Abated or Adjusted	48,669.88
Environmental Inspection & Control	100.00	REVENUES TOTAL	780,519.79	Transfer to Tax Title Liens or Foreclosed	
Other Public Safety		Reserve For Uncollected Taxes	70,000.00	Balance Outstanding Dec. 31, 1983	39,374.74
PUBLIC WORKS		CAPITAL OUTLAY TOTAL	8,050.00	PRIOR YEARS TAXES OUTSTANDING	
Streets and Drainage	34,500.00			Balance January 1, 1983	55,225.31
Sewers and Sewage Processing		Public Enterprises		Collected in 1983	51,353.63
Garbage and Trash Disposal	23,000.00	Recreation—Culture		Cancelled, Abated or Adjusted 1983	
Public Buildings and Grounds	4,800.00	Public Works	8,050.00	Transfers to Tax Title Liens or Foreclosed	
Other Public Works		Buildings and Grounds		Balance December 31, 1983	3,871.68
HEALTH and WELFARE		Library and Education		TAX TITLE LIENS OUTSTANDING	
Health Services Except Environmental	200.00	Conservation		Balance January 1, 1983	9,345.51
Welfare-Public Assistance	1,000.00	All Other		Transfer From Taxes	
Hospitals, Clinics, First Aid		CAPITAL DEBT AUTHORIZED, DECEMBER 31, 1983		Redeemed in 1983	1,281.43
Animal, Insect, & Rodent Control	4,400.00	ISSUED AND UNISSUED		Cancelled, Abated or Adjusted (1983)	
Other Welfare Services		School		Transfers to Foreclosed Property	
RECREATION and CONSERVATION		Self-liquidating		Balance December 31, 1983	8,064.08
Beaches and Boardwalks		Other	5,000	PROPERTY ACQUIRED BY DEED OR	
Parks, Playgrounds, Shade Trees		Total	5,000	FORECLOSURE	
Land Reclamation & Conservation				Balance January 1, 1983	
Other Recreational Services				Transfers From Taxes or Liens	
EDUCATION (excluding schools)				Sale for Cash (1983)	
Libraries				Cancelled, Abated or Adjusted (1983)	
Other Educational Services				Balance December 31, 1983	
STATUTORY EXPENDITURES				CURRENT FINANCES DECEMBER 31, 1983	
Pensions & F. I. C. A.	2,300.00			ASSETS	
Employee Fringe Benefits				Cash Dec. 31, 1983	435,541.12
Other Statutory Expenditures	200.00			Taxes Receivable	43,246.42
CETA And Other Public Employment Programs				Tax Title Liens	8,064.08
MUNICIPAL FUNCTIONS TOTAL	149,861.00			Foreclosed Property	
CAPITAL IMPROVEMENTS *MEMO*				Emergencies & Other Deferred Charges	3,000.00
DEBT SERVICE				State and Federal Aid Receivable	1,083.85
Principal Payments				Other Receivables	2,420.29
Interest Payments				Total	493,355.76
DEFERRED CHARGES				LIABILITIES, RESERVES, AND SURPLUS	
SCHOOL, COUNTY, SPECIAL DISTRICT TAXES	563,232.28			Cash Liabilities	269,501.84
RESERVE FOR UNCOLLECTED TAXES	70,000.00			Reserves for Receivables	53,730.79
EXPENDITURES TOTAL	783,093.28			Surplus Dec. 31, 1983	170,123.13
				Total	493,355.76

0818

Population 1980 27,878
 Population 1983 29,974
 S & P Rating
 Moody Rating

General Tax Rate Per \$100. 3.05
 State Equalized Tax Rate 2.27

WASHINGTON TWP. — GLOUCESTER CO.
Form of Government:
Mayor-Council Plan E (OMCL 50)
Number of Members on Governing Body — 5

PER CAPITA:
 Gross Debt 412.93
 Net Debt 24.53
 Debt Service 10.77
 Total Tax Levy 502.95
 Municipal Expenditures 171.43

PER CENT:
 Gross Debt 2.17
 Net Debt .13
 Tax Levy Collected 95.66
 Tax Levy Cancelled, Abated or Adjusted .12

EXPENDITURES		REVENUES-REALIZED		1983 PROPERTY TAX	
GENERAL GOVERNMENT				STATE EQUALIZED TAX RATE 1.32	8,103,159.00
Governing Body & Public Boards		1983 Property Taxes Collected	14,411,627.61	Local District School Taxes	
Municipal Clerk		1983 Payments in Lieu of Taxes	12,017.03	Regional & Consolidated School Tax	
Financial Administration	49,232.50	Delinquent Tax & Lien Collections	535,972.60	School Taxes in Municipal Budget	
Assessment of Taxes	47,834.86	Business Personalty Replacement Taxes	106,319.84	County Taxes	.60 3,658,202.71
Collection of Taxes	58,770.27	Taxes from Public Utilities	1,713,214.00	County Library Taxes	.02 100,570.79
Planning, Housing & Development	34,569.15	Other Miscellaneous Tax Revenues		Local Municipal Purpose Taxes	.33 2,000,000.00
Human Resources		State Aid Revenues	175,086.84	Veteran & Senior Citizen Taxes	176,700.00
Elections		Federal Aid Revenues	165,279.00	Total Taxes for Rate Computation	2.27 14,038,632.50
General Administration (other)	551,269.05	State and Local Fiscal Assistance Act Utilized		Special District Taxes	904,260.00
JUDICIARY		Sale of Acquired Property		Bank Corp. Taxes	9,889.52
Municipal Courts	66,312.36	Other Miscellaneous Revenues	473,243.43	Added and Omitted Taxes	299,327.89
PUBLIC SAFETY		Total	17,592,760.35	Total Taxes Levied - ABSTRACT	15,075,409.91
Fire Protection	1,357,718.79	Prior Years Surplus Appropriated	163,332.06	Total Taxes Billed	15,065,520.39
Police Protection	1,250.57	REVENUES TOTAL	17,756,092.41	1983 TAXES COLLECTED	14,411,627.61
Civil Defense & Disaster Control	118,423.16	Reserve For Uncollected Taxes	770,354.48	1983 Taxes Cancelled, Abated or Adjusted	17,904.88
Environmental Inspection & Control		CAPITAL OUTLAY TOTAL	108,987.11	Transfer to Tax Title Liens or Foreclosed	91,720.25
Other Public Safety				Balance Outstanding Dec. 31, 1983	544,267.65
PUBLIC WORKS				PRIOR YEARS TAXES OUTSTANDING	
Streets and Drainage	652,250.20	Public Enterprises		Balance January 1, 1983	513,858.16
Sewers and Sewage Processing		Recreation—Culture		Collected in 1983	452,117.84
Garbage and Trash Disposal		Public Works	108,987.11	Cancelled, Abated or Adjusted 1983	3,121.68
Public Buildings and Grounds	121,524.57	Buildings and Grounds		Transfers to Tax Title Liens or Foreclosed	32,622.83
Other Public Works	109,696.00	Library and Education		Balance December 31, 1983	25,995.81
HEALTH and WELFARE		Conservation		TAX TITLE LIENS OUTSTANDING	
Health Services Except Environmental	10,853.05	All Other		Balance January 1, 1983	229,027.55
Welfare-Public Assistance	6,238.00	CAPITAL DEBT AUTHORIZED, DECEMBER 31, 1983		Transfer From Taxes	128,174.18
Hospitals, Clinics, First Aid		ISSUED AND UNISSUED GROSS DEBT NET DEBT		Redeemed in 1983	83,854.76
Animal, Insect, & Rodent Control	2,000.00	School 11,642,000		Cancelled, Abated or Adjusted (1983)	
Other Welfare Services		Self-liquidating 735,302	735,302	Transfers to Foreclosed Property	
RECREATION and CONSERVATION		Other 12,377,302	735,302	Balance December 31, 1983	273,346.97
Beaches and Boardwalks		Total		PROPERTY ACQUIRED BY DEED OR FORECLOSURE	
Parks, Playgrounds, Shade Trees	121,122.22	ISSUED AND OUTSTANDING		Balance January 1, 1983	2,606,800.00
Land Reclamation & Conservation		School 11,642,000.00		Transfers From Taxes or Liens	
Other Recreational Services	31,179.78	Self-Liquidating 731,802.00		Sale for Cash (1983)	
EDUCATION (excluding schools)		Other 12,373,802.00		Cancelled, Abated or Adjusted (1983)	
Libraries	43,520.08	Total		Balance December 31, 1983	2,606,800.00
Other Educational Services		EQUALIZED VALUATION BASIS		CURRENT FINANCES DECEMBER 31, 1983	
STATUTORY EXPENDITURES		FOR NET DEBT COMPUTATION	569,767,900	ASSETS	
Pensions & F. I. C. A.	260,955.85	REAL PROPERTY VALUATIONS		Cash Dec. 31, 1983	962,513.36
Employee Fringe Benefits	187,798.11	Code Class # of Parcels % VAL'N		Taxes Receivable	570,263.46
Other Statutory Expenditures		1 Vacant Land 1565 4.00	18,038,150.00	Tax Title Liens	273,346.97
CETA And Other Public Employment Programs		2 Residential 7818 80.55	362,998,750.00	Foreclosed Property	2,606,800.00
MUNICIPAL FUNCTIONS TOTAL	3,832,518.57	3 Farm 308 1.56	7,017,500.00	Emergencies & Other Deferred Charges	
CAPITAL IMPROVEMENTS *MEMO*	17,000.00	4a Commercial 258 10.87	49,007,800.00	State and Federal Aid Receivable	51,966.81
DEBT SERVICE		4b Industrial 12 .55	2,461,200.00	Other Receivables	
Principal Payments	273,777.00	4c Apartments 5 2.47	11,145,000.00	Total	4,464,890.60
Interest Payments	48,905.00	Total 9966	450,668,400.00	LIABILITIES, RESERVES, AND SURPLUS	
DEFERRED CHARGES	213,000.00	Land Area 21.65 Sq. Miles		Cash Liabilities	248,125.26
SCHOOL, COUNTY, SPECIAL DISTRICT TAXES	12,766,192.50	Net Valuation Taxable-Municipal	454,858,943	Reserves for Receivables	3,450,410.43
RESERVE FOR UNCOLLECTED TAXES	770,354.48	Net Valuation Taxable-County	591,932,920	Surplus Dec. 31, 1983	766,354.91
EXPENDITURES TOTAL	17,904,747.55	State Equalized Valuation	610,579,671	Total	4,464,890.60
		State Equalization Ratio	74.32		

1112
Population 1980 3,487
Population 1983 3,537
S & P Rating
Moody Rating

General Tax Rate Per \$100. 4.07
State Equalized Tax Rate 2.16

WASHINGTON TOWNSHIP – MERCER CO.
Form of Government:
Township Committee
Number of Members on Governing Body – 3

PER CAPITA:
Gross Debt 191.12
Net Debt 174.16
Debt Service 10.52
Total Tax Levy 683.41
Municipal Expenditures 478.85
PER CENT:
Gross Debt .67
Net Debt .61
Tax Levy Collected 92.07
Tax Levy Cancelled, Abated or Adjusted

EXPENDITURES		REVENUES-REALIZED		1983 PROPERTY TAX	
GENERAL GOVERNMENT				STATE EQUALIZED TAX RATE → 1.34	
Governing Body & Public Boards		1983 Property Taxes Collected	2,221,505.94	Local District School Taxes	1,409,520.80
Municipal Clerk		1983 Payments in Lieu of Taxes	4,543.20	Regional & Consolidated School Tax	
Financial Administration	14,225.00	Delinquent Tax & Lien Collections	222,031.74	School Taxes in Municipal Budget	
Assessment of Taxes	13,037.00	Business Personalty Replacement Taxes	63,682.36	County Taxes	809,927.64
Collection of Taxes	11,410.00	Taxes from Public Utilities	890,715.00	County Library Taxes	49,350.29
Planning, Housing & Development	72,620.00	Other Miscellaneous Tax Revenues		Local Municipal Purpose Taxes	
Human Resources	2,800.00	State Aid Revenues	23,594.96	Veteran & Senior Citizen Taxes	26,900.00
Elections	1,400.00	Federal Aid Revenues		Total Taxes for Rate Computation	2,295,698.73
General Administration (other)	281,075.00	State and Local Fiscal Assistance Act Utilized	21,431.00	Special District Taxes	
JUDICIARY		Sale of Acquired Property		Bank Corp. Taxes	4,354.44
Municipal Courts	53,875.00	Other Miscellaneous Revenues	354,704.83	Added and Omitted Taxes	144,067.62
PUBLIC SAFETY		Total	3,802,208.33	Total Taxes Levied - ABSTRACT	2,417,220.79
Fire Protection	78,850.00	Prior Years Surplus Appropriated	368,731.46	Total Taxes Billed	2,412,866.35
Police Protection	358,325.00	REVENUES TOTAL	4,170,939.79	1983 TAXES COLLECTED	2,221,505.94
Civil Defense & Disaster Control	1,100.00	Reserve For Uncollected Taxes	260,000.00	1983 Taxes Cancelled, Abated or Adjusted	170.94
Environmental Inspection & Control	14,800.00	CAPITAL OUTLAY TOTAL	108,341.13	Transfer to Tax Title Liens or Foreclosed	
Other Public Safety				Balance Outstanding Dec. 31, 1983	191,169.47
PUBLIC WORKS				PRIOR YEARS TAXES OUTSTANDING	
Streets and Drainage	187,985.00	Public Enterprises		Balance January 1, 1983	233,873.56
Sewers and Sewage Processing		Recreation—Culture		Collected in 1983	222,031.04
Garbage and Trash Disposal	129,700.00	Public Works	34,400.04	Cancelled, Abated or Adjusted 1983	1,000.00
Public Buildings and Grounds	29,760.00	Buildings and Grounds	73,941.09	Transfers to Tax Title Liens or Foreclosed	
Other Public Works		Library and Education		Balance December 31, 1983	10,842.52
HEALTH and WELFARE		Conservation		TAX TITLE LIENS OUTSTANDING	
Health Services Except Environmental	31,311.00	All Other		Balance January 1, 1983	4,590.57
Welfare-Public Assistance	3,553.00			Transfer From Taxes	170.94
Hospitals, Clinics, First Aid				Redeemed in 1983	
Animal, Insect, & Rodent Control	4,000.00			Cancelled, Abated or Adjusted (1983)	
Other Welfare Services				Transfers to Foreclosed Property	
RECREATION and CONSERVATION				Balance December 31, 1983	4,761.51
Beaches and Boardwalks				PROPERTY ACQUIRED BY DEED OR FORECLOSURE	
Parks, Playgrounds, Shade Trees	4,650.00			Balance January 1, 1983	21,125.00
Land Reclamation & Conservation	23,550.00			Transfers From Taxes or Liens	
Other Recreational Services				Sale for Cash (1983)	
EDUCATION (excluding schools)				Cancelled, Abated or Adjusted (1983)	
Libraries	350.00			Balance December 31, 1983	21,125.00
Other Educational Services				CURRENT FINANCES DECEMBER 31, 1983	
STATUTORY EXPENDITURES				ASSETS	
Pensions & F. I. C. A.	62,960.19			Cash Dec. 31, 1983	1,019,244.58
Employee Fringe Benefits				Taxes Receivable	202,031.99
Other Statutory Expenditures	4,000.00			Tax Title Liens	4,761.51
CETA And Other Public Employment Programs				Foreclosed Property	21,125.00
MUNICIPAL FUNCTIONS				Emergencies & Other Deferred Charges	9,000.00
CAPITAL IMPROVEMENTS				State and Federal Aid Receivable	912.84
MEMO				Other Receivables	17,110.30
DEBT SERVICE				Total	1,274,186.22
Principal Payments	37,207.40			LIABILITIES, RESERVES, AND SURPLUS	
Interest Payments				Cash Liabilities	298,847.71
DEFERRED CHARGES				Reserves for Receivables	245,028.80
SCHOOL, COUNTY, SPECIAL DISTRICT TAXES				Surplus Dec. 31, 1983	730,309.71
RESERVE FOR UNCOLLECTED TAXES				Total	1,274,186.22
EXPENDITURES TOTAL					
	3,962,500.13				

1438

Population 1980 **11,402**
 Population 1983 **12,699**
 S & P Rating
 Moody Rating **AAA**

General Tax Rate Per \$100.
2.51
 State Equalized Tax Rate
2.31

WASHINGTON TOWNSHIP – MORRIS CO.**Form of Government:****Township Committee****Number of Members on Governing Body – 5****PER CAPITA:**

Gross Debt **651.12**
 Net Debt **293.67**
 Debt Service **77.01**
 Total Tax Levy **800.85**
 Municipal Expenditures **350.81**

PER CENT:

Gross Debt **2.10**
 Net Debt **.94**
 Tax Levy Collected **96.42**
 Tax Levy Cancelled, Abated
 or Adjusted **.16**

EXPENDITURES		REVENUES-REALIZED		1983 PROPERTY TAX	
GENERAL GOVERNMENT				STATE EQUALIZED TAX RATE →	
Governing Body & Public Boards		1983 Property Taxes Collected	9,816,414.65	Local District School Taxes	.96
Municipal Clerk		1983 Payments in Lieu of Taxes		Regional & Consolidated School Tax	.48
Financial Administration	29,203.39	Delinquent Tax & Lien Collections	429,875.57	School Taxes in Municipal Budget	
Assessment of Taxes	54,530.07	Business Personalty Replacement Taxes	107,998.32	County Taxes	.37
Collection of Taxes	60,023.00	Taxes from Public Utilities	711,518.00	County Library Taxes	.01
Planning, Housing & Development	78,400.00	Other Miscellaneous Tax Revenues		Local Municipal Purpose Taxes	.48
Human Resources	36,500.00	State Aid Revenues	108,400.69	Veteran & Senior Citizen Taxes	
Elections	2,450.00	Federal Aid Revenues		Total Taxes for Rate Computation	2.30
General Administration (other)	432,162.15	State and Local Fiscal Assistance Act Utilized	107,452.11	Special District Taxes	
JUDICIARY		Sale of Acquired Property		Bank Corp. Taxes	
Municipal Courts	27,112.00	Other Miscellaneous Revenues	615,652.72	Added and Omitted Taxes	
PUBLIC SAFETY		Total	11,897,312.06	Total Taxes Levied - ABSTRACT	
Fire Protection	56,127.00	Prior Years Surplus Appropriated	700,000.00	Total Taxes Billed	
Police Protection	721,347.00	REVENUES TOTAL	12,597,312.06	1983 TAXES COLLECTED	
Civil Defense & Disaster Control	500.00	Reserve For Uncollected Taxes	590,987.83	1983 Taxes Cancelled, Abated or Adjusted	
Environmental Inspection & Control	110,622.00	CAPITAL OUTLAY TOTAL	510,597.97	Transfer to Tax Title Liens or Foreclosed	
Other Public Safety	39,219.00	Public Enterprises		Balance Outstanding Dec. 31, 1983	
PUBLIC WORKS		Recreation—Culture		PRIOR YEARS TAXES OUTSTANDING	
Streets and Drainage	721,553.92	Public Works	337,224.35	Balance January 1, 1983	426,285.13
Sewers and Sewage Processing	162.00	Buildings and Grounds	173,373.62	Collected in 1983	398,455.29
Garbage and Trash Disposal	18,500.00	Library and Education		Cancelled, Abated or Adjusted 1983	885.06
Public Buildings and Grounds	37,549.00	Conservation		Transfers to Tax Title Liens or Foreclosed	4,436.76
Other Public Works	7,321.00	All Other		Balance December 31, 1983	22,508.02
HEALTH and WELFARE		CAPITAL DEBT AUTHORIZED, DECEMBER 31, 1983		TAX TITLE LIENS OUTSTANDING	
Health Services Except Environmental	101,301.22	ISSUED AND UNISSUED		Balance January 1, 1983	114,556.35
Welfare-Public Assistance	9,000.00	School	4,539,249	Transfer From Taxes	
Hospitals, Clinics, First Aid		Self-liquidating	3,729,312	Redeemed in 1983	31,420.28
Animal, Insect, & Rodent Control		Other	8,268,561	Cancelled, Abated or Adjusted (1983)	
Other Welfare Services		Total	3,729,312	Transfers to Foreclosed Property	23,934.17
RECREATION and CONSERVATION		ISSUED AND OUTSTANDING		Balance December 31, 1983	87,283.40
Beaches and Boardwalks	945.00	School	4,539,249.35	PROPERTY ACQUIRED BY DEED OR	
Parks, Playgrounds, Shade Trees	210.00	Self-Liquidating	3,729,312.00	FORECLOSURE	
Land Reclamation & Conservation	20,696.62	Other	8,268,561.35	Balance January 1, 1983	359,015.83
Other Recreational Services		Total		Transfers From Taxes or Liens	23,934.17
EDUCATION (excluding schools)		EQUALIZED VALUATION BASIS		Sale for Cash (1983)	
Libraries	23,000.00	FOR NET DEBT COMPUTATION	394,661,371	Cancelled, Abated or Adjusted (1983)	
Other Educational Services	3,251.00	REAL PROPERTY VALUATIONS		Balance December 31, 1983	382,950.00
STATUTORY EXPENDITURES		Code Class # of Parcels % VAL'N		CURRENT FINANCES DECEMBER 31, 1983	
Pensions & F. I. C. A.	180,619.17	1 Vacant Land 1112 6.87	26,845,900.00	ASSETS	
Employee Fringe Benefits	76,334.63	2 Residential 3352 80.56	314,695,700.00	Cash Dec. 31, 1983	2,392,918.91
Other Statutory Expenditures	14,080.00	3 Farm 664 5.70	22,241,400.00	Taxes Receivable	347,396.55
CETA And Other Public Employment Programs		4a Commercial 74 2.47	9,632,300.00	Tax Title Liens	87,283.40
MUNICIPAL FUNCTIONS		4b Industrial 24 3.47	13,542,400.00	Foreclosed Property	382,950.00
CAPITAL IMPROVEMENTS	*MEMO* 3,000.00	4c Apartments 3 .95	3,694,100.00	Emergencies & Other Deferred Charges	7,200.00
DEBT SERVICE		Total 5229	390,651,800.00	State and Federal Aid Receivable	19,213.45
Principal Payments	715,533.00	Land Area 45.12 Sq. Miles		Other Receivables	80,891.93
Interest Payments	262,385.68	Net Valuation Taxable-Municipal	393,814,648	Total	3,317,854.24
DEFERRED CHARGES		Net Valuation Taxable-County	441,726,331	LIABILITIES, RESERVES, AND SURPLUS	
SCHOOL, COUNTY, SPECIAL DISTRICT TAXES	7,800,009.00	State Equalized Valuation	427,047,180	Cash Liabilities	745,909.90
RESERVE FOR UNCOLLECTED TAXES	590,987.83	State Equalization Ratio	92.16	Reserves for Receivables	898,521.88
EXPENDITURES				Surplus Dec. 31, 1983	1,673,422.40
TOTAL	12,260,924.68			Total	3,317,854.24

2122
Population 1980 4,243
Population 1983 4,245
S & P Rating
Moody Rating

General Tax Rate Per \$100. 2.33
State Equalized Tax Rate 2.42

WASHINGTON TOWNSHIP - WARREN CO.
Form of Government:
Township Committee
Number of Members on Governing Body - 5

PER CAPITA:
Gross Debt 111.64
Net Debt 14.13
Debt Service 5.53
Total Tax Levy 610.23
Municipal Expenditures 244.22

PER CENT:
Gross Debt .48
Net Debt .06
Tax Levy Collected 91.89
Tax Levy Cancelled, Abated or Adjusted .55

EXPENDITURES		REVENUES-REALIZED		1983 PROPERTY TAX	
GENERAL GOVERNMENT				STATE EQUALIZED TAX RATE	
Governing Body & Public Boards		1983 Property Taxes Collected	2,382,724.28	Local District School Taxes .67	711,097.00
Municipal Clerk		1983 Payments in Lieu of Taxes		Regional & Consolidated School Tax .86	914,643.34
Financial Administration	10,250.00	Delinquent Tax & Lien Collections	187,004.84	School Taxes in Municipal Budget	
Assessment of Taxes	9,500.00	Business Personalty Replacement Taxes	63,024.32	County Taxes .62	* 664,269.54
Collection of Taxes	12,586.23	Taxes from Public Utilities	253,901.00	County Library Taxes .03	36,273.78
Planning, Housing & Development	13,602.43	Other Miscellaneous Tax Revenues		Local Municipal Purpose Taxes .23	244,651.01
Human Resources		State Aid Revenues	25,617.38	Veteran & Senior Citizen Taxes	53,850.00
Elections		Federal Aid Revenues		Total Taxes for Rate Computation 2.41	2,624,784.67
General Administration (other)	179,735.33	State and Local Fiscal Assistance Act Utilized	16,287.98	Special District Taxes	
JUDICIARY		Sale of Acquired Property		Bank Corp. Taxes	1,712.24
Municipal Courts	12,250.00	Other Miscellaneous Revenues	199,604.68	Added and Omitted Taxes	17,799.50
PUBLIC SAFETY		Total	3,128,164.48	Total Taxes Levied - ABSTRACT	2,590,446.41
Fire Protection	34,500.00	Prior Years Surplus Appropriated	300,000.00	Total Taxes Billed	2,592,927.62
Police Protection	190,794.00	REVENUES TOTAL	3,428,164.48	1983 TAXES COLLECTED	2,382,724.28
Civil Defense & Disaster Control	1,000.00	Reserve For Uncollected Taxes	220,018.59	1983 Taxes Cancelled, Abated or Adjusted	14,350.06
Environmental Inspection & Control				Transfer to Tax Title Liens or Foreclosed	9,237.34
Other Public Safety				Balance Outstanding Dec. 31, 1983	186,615.94
PUBLIC WORKS		CAPITAL OUTLAY TOTAL		PRIOR YEARS TAXES OUTSTANDING	
Streets and Drainage	174,715.75	Public Enterprises		Balance January 1, 1983	169,152.00
Sewers and Sewage Processing	8,500.00	Recreation—Culture		Collected in 1983	155,917.31
Garbage and Trash Disposal	12,000.00	Public Works		Cancelled, Abated or Adjusted 1983	764.65
Public Buildings and Grounds	23,228.80	Buildings and Grounds		Transfers to Tax Title Liens or Foreclosed	9,517.91
Other Public Works		Library and Education		Balance December 31, 1983	2,952.13
HEALTH and WELFARE		Conservation		TAX TITLE LIENS OUTSTANDING	
Health Services Except Environmental	6,898.00	All Other		Balance January 1, 1983	43,298.21
Welfare-Public Assistance	1,100.00			Transfer From Taxes	22,961.84
Hospitals, Clinics, First Aid	2,000.00			Redeemed in 1983	31,087.53
Animal, Insect, & Rodent Control	3,360.00			Cancelled, Abated or Adjusted (1983)	
Other Welfare Services				Transfers to Foreclosed Property	
RECREATION and CONSERVATION				Balance December 31, 1983	35,192.52
Beaches and Boardwalks				PROPERTY ACQUIRED BY DEED OR FORECLOSURE	
Parks, Playgrounds, Shade Trees				Balance January 1, 1983	7,375.00
Land Reclamation & Conservation	1,000.00			Transfers From Taxes or Liens	
Other Recreational Services	12,000.00			Sale for Cash (1983)	
EDUCATION (excluding schools)				Cancelled, Abated or Adjusted (1983)	
Libraries				Balance December 31, 1983	7,375.00
Other Educational Services				CURRENT FINANCES DECEMBER 31, 1983	
STATUTORY EXPENDITURES				ASSETS	
Pensions & F. I. C. A.	41,000.00			Cash Dec. 31, 1983	1,462,574.15
Employee Fringe Benefits	20,000.00			Taxes Receivable	189,568.07
Other Statutory Expenditures	4,000.00			Tax Title Liens	35,192.52
CETA And Other Public Employment Programs				Foreclosed Property	7,375.00
MUNICIPAL FUNCTIONS				Emergencies & Other Deferred Charges	439.26
CAPITAL IMPROVEMENTS				State and Federal Aid Receivable	
DEBT SERVICE				Other Receivables	27,248.27
Principal Payments	20,000.00			Total	1,722,397.27
Interest Payments	3,492.00			LIABILITIES, RESERVES, AND SURPLUS	
				Cash Liabilities	989,467.77
DEFERRED CHARGES				Reserves for Receivables	259,383.86
SCHOOL, COUNTY, SPECIAL DISTRICT TAXES				Surplus Dec. 31, 1983	473,545.64
RESERVE FOR UNCOLLECTED TAXES				Total	1,722,397.27
EXPENDITURES TOTAL	774,022.54				
		REAL PROPERTY VALUATIONS			
		Code Class # of Parcels % VAL'N	ASSESSED VALUATION		
		1 Vacant Land 431 5.71	6,234,610.00		
		2 Residential 1253 75.79	82,719,270.00		
		3 Farm 219 6.64	7,252,992.00		
		4a Commercial 76 9.14	9,980,300.00		
		4b Industrial 8 2.51	2,734,200.00		
		4c Apartments 2 .20	220,600.00		
		Total 1989	109,141,972.00		
		Land Area 18.15 Sq. Miles			
		Net Valuation Taxable-Municipal	110,483,731		
		Net Valuation Taxable-County	103,855,993		
		State Equalized Valuation	106,559,588		
		State Equalization Ratio	103.73		

1821
Population 1980 5,290
Population, 1983 5,268
S & P Rating
Moody Rating AA

General Tax Rate Per \$100. 2.02
State Equalized Tax Rate 1.93

WATCHUNG BOROUGH - SOMERSET CO.
Form of Government:
Borough Council
Number of Members on Governing Body - 6

PER CAPITA:
Gross Debt 1,190.73
Net Debt 873.06
Debt Service 89.94
Total Tax Levy 1,310.32
Municipal Expenditures 520.66
PER CENT:
Gross Debt 1.86
Net Debt 1.37
Tax Levy Collected 97.81
Tax Levy Cancelled, Abated or Adjusted .21

EXPENDITURES		REVENUES-REALIZED		1983 PROPERTY TAX	
GENERAL GOVERNMENT				STATE EQUALIZED TAX RATE →	
Governing Body & Public Boards		1983 Property Taxes Collected	6,775,996.55	Local District School Taxes .56	2,013,034.00
Municipal Clerk		1983 Payments in Lieu of Taxes		Regional & Consolidated School Tax .49	1,731,607.78
Financial Administration	33,100.00	Delinquent Tax & Lien Collections	138,181.00	School Taxes in Municipal Budget	
Assessment of Taxes	19,500.00	Business Personalty Replacement Taxes	229,597.08	County Taxes .50	1,766,850.80
Collection of Taxes	28,925.00	Taxes from Public Utilities	541,068.00	County Library Taxes .04	137,568.78
Planning, Housing & Development	16,155.00	Other Miscellaneous Tax Revenues		Local Municipal Purpose Taxes .34	1,195,645.90
Human Resources		State Aid Revenues	33,235.18	Veteran & Senior Citizen Taxes	32,400.00
Elections	1,000.00	Federal Aid Revenues		Total Taxes for Rate Computation 1.93	6,877,107.26
General Administration (other)	352,854.88	State and Local Fiscal Assistance Act Utilized	22,928.88	Special District Taxes	
JUDICIARY		Sale of Acquired Property		Bank Corp. Taxes	5,288.96
Municipal Courts	40,870.00	Other Miscellaneous Revenues	538,189.80	Added and Omitted Taxes	52,754.15
PUBLIC SAFETY		Total	8,279,196.49	Total Taxes Levied - ABSTRACT	6,902,750.37
Fire Protection	143,895.84	Prior Years Surplus Appropriated	335,000.00	Total Taxes Billed	6,927,748.99
Police Protection	679,001.56	REVENUES TOTAL	8,614,196.49	1983 TAXES COLLECTED	6,775,996.55
Civil Defense & Disaster Control	500.00	Reserve For Uncollected Taxes	199,600.14	1983 Taxes Cancelled, Abated or Adjusted	14,352.61
Environmental Inspection & Control	15,396.00	CAPITAL OUTLAY TOTAL	313,337.77	Transfer to Tax Title Liens or Foreclosed	53,033.08
Other Public Safety				Balance Outstanding Dec. 31, 1983	84,366.75
PUBLIC WORKS				PRIOR YEARS TAXES OUTSTANDING	
Streets and Drainage	142,213.27	Public Enterprises		Balance January 1, 1983	140,003.58
Sewers and Sewage Processing	125,338.29	Recreation—Culture	27,587.04	Collected in 1983	115,674.96
Garbage and Trash Disposal		Public Works	285,750.73	Cancelled, Abated or Adjusted 1983	257.99
Public Buildings and Grounds	54,126.21	Buildings and Grounds		Transfers to Tax Title Liens or Foreclosed	23,946.32
Other Public Works	1,590.00	Library and Education		Balance December 31, 1983	124.31
HEALTH and WELFARE		Conservation		TAX TITLE LIENS OUTSTANDING	
Health Services Except Environmental	21,028.00	All Other		Balance January 1, 1983	56,389.86
Welfare-Public Assistance	3,200.00	CAPITAL DEBT AUTHORIZED, DECEMBER 31, 1983		Transfer From Taxes	81,929.60
Hospitals, Clinics, First Aid	3,000.00	ISSUED AND UNISSUED GROSS DEBT NET DEBT		Redeemed in 1983	22,506.04
Animal, Insect, & Rodent Control	2,900.00	School 1,124,865		Cancelled, Abated or Adjusted (1983)	
Other Welfare Services		Self-liquidating 5,147,894	4,599,285	Transfers to Foreclosed Property	
RECREATION and CONSERVATION		Other 6,272,759	4,599,285	Balance December 31, 1983	115,813.42
Beaches and Boardwalks		Total		PROPERTY ACQUIRED BY DEED OR FORECLOSURE	
Parks, Playgrounds, Shade Trees		ISSUED AND OUTSTANDING		Balance January 1, 1983	
Land Reclamation & Conservation		School 1,124,865.07		Transfers From Taxes or Liens	
Other Recreational Services	25,390.00	Self-liquidating 3,557,380.00		Sale for Cash (1983)	
EDUCATION (excluding schools)		Other 4,682,245.07		Cancelled, Abated or Adjusted (1983)	
Libraries	2,236.45	Total		Balance December 31, 1983	
Other Educational Services		EQUALIZED VALUATION BASIS		CURRENT FINANCES DECEMBER 31, 1983	
STATUTORY EXPENDITURES		FOR NET DEBT COMPUTATION		ASSETS	
Pensions & F. I. C. A.	156,835.00	REAL PROPERTY VALUATIONS		Cash Dec. 31, 1983	1,019,684.74
Employee Fringe Benefits	62,866.84	Code Class # of Parcels % VAL'N		Taxes Receivable	84,491.06
Other Statutory Expenditures	1,000.00	1 Vacant Land 222 4.32	14,626,250.00	Tax Title Liens	115,813.42
CETA and Other Public Employment Programs		2 Residential 1619 74.05	250,580,100.00	Foreclosed Property	
MUNICIPAL FUNCTIONS		3 Farm 6 .17	571,280.00	Emergencies & Other Deferred Charges	15,505.00
TOTAL	1,933,422.34	4a Commercial 97 13.90	47,047,800.00	State and Federal Aid Receivable	75.14
CAPITAL IMPROVEMENTS		4b Industrial 30 7.55	25,563,800.00	Other Receivables	38,182.95
DEBT SERVICE		4c Apartments		Total	1,273,752.31
Principal Payments	170,000.00	Total 1974	338,389,230.00	LIABILITIES, RESERVES, AND SURPLUS	
Interest Payments	303,798.33	Land Area 6.00 Sq. Miles		Cash Liabilities	397,573.34
DEFERRED CHARGES		Net Valuation Taxable-Municipal	340,346,279	Reserves for Receivables	238,487.43
SCHOOL, COUNTY, SPECIAL DISTRICT TAXES	5,649,061.36	Net Valuation Taxable-County	351,691,955	Surplus Dec. 31, 1983	637,691.54
RESERVE FOR UNCOLLECTED TAXES	199,600.14	State Equalized Valuation	356,328,428	Total	1,273,752.31
EXPENDITURES		State Equalization Ratio	95.49		
TOTAL	8,391,882.17				

0435

Population 1980 8,126
 Population 1983 8,787
 S & P Rating
 Moody Rating AAA

General Tax Rate Per \$100. 3.54
 State Equalized Tax Rate 2.81

WATERFORD TOWNSHIP – CAMDEN CO.**Form of Government:****Township Committee****Number of Members on Governing Body – 5**

PER CAPITA:

Gross Debt 432.36
 Net Debt 183.30
 Debt Service 19.47
 Total Tax Levy 544.67
 Municipal Expenditures 252.54

PER CENT:

Gross Debt 2.46
 Net Debt 1.04
 Tax Levy Collected 95.75
 Tax Levy Cancelled, Abated or Adjusted .19

EXPENDITURES		REVENUES-REALIZED		1983 PROPERTY TAX	
GENERAL GOVERNMENT				STATE EQUALIZED TAX RATE	
Governing Body & Public Boards		1983 Property Taxes Collected	4,585,286.79	Local District School Taxes .75	1,249,873.00
Municipal Clerk		1983 Payments in Lieu of Taxes		Regional & Consolidated School Tax .70	1,180,599.65
Financial Administration	22,861.48	Delinquent Tax & Lien Collections	281,127.51	School Taxes in Municipal Budget	
Assessment of Taxes	35,067.86	Business Personalty Replacement Taxes	28,736.24	County Taxes 1.14 *	1,908,679.68
Collection of Taxes	69,119.34	Taxes from Public Utilities	778,812.00	County Library Taxes	
Planning, Housing & Development	14,550.00	Other Miscellaneous Tax Revenues		Local Municipal Purpose Taxes .22	373,500.00
Human Resources		State Aid Revenues	45,427.32	Veteran & Senior Citizen Taxes	92,500.00
Elections	5,500.00	Federal Aid Revenues		Total Taxes for Rate Computation 2.81	4,805,152.33
General Administration (other)	213,202.42	State and Local Fiscal Assistance Act Utilized	66,271.65	Special District Taxes	
JUDICIARY		State and Local Fiscal Assistance Act Utilized		Bank Corp. Taxes	906.00
Municipal Courts	46,980.68	Sale of Acquired Property		Added and Omitted Taxes	72,467.21
PUBLIC SAFETY		Other Miscellaneous Revenues	414,615.16	Total Taxes Levied - ABSTRACT	4,786,025.54
Fire Protection	46,900.00	Total	6,200,276.67	Total Taxes Billed	4,788,722.15
Police Protection	444,753.47	Prior Years Surplus Appropriated	296,000.00	1983 TAXES COLLECTED	4,585,286.79
Civil Defense & Disaster Control	859.00	REVENUES TOTAL	6,496,276.67	1983 Taxes Cancelled, Abated or Adjusted	8,950.26
Environmental Inspection & Control	59,579.44	Reserve For Uncollected Taxes	325,965.74	Transfer to Tax Title Liens or Foreclosed	1,764.96
Other Public Safety		CAPITAL OUTLAY TOTAL	399,431.57	Balance Outstanding Dec. 31, 1983	192,720.14
PUBLIC WORKS				PRIOR YEARS TAXES OUTSTANDING	
Streets and Drainage	199,848.45	Public Enterprises		Balance January 1, 1983	296,993.15
Sewers and Sewage Processing		Recreation—Culture	105,581.29	Collected in 1983	273,329.59
Garbage and Trash Disposal	142,149.36	Public Works	145,817.28	Cancelled, Abated or Adjusted 1983	530.58
Public Buildings and Grounds	96,736.38	Buildings and Grounds	148,033.00	Transfers to Tax Title Liens or Foreclosed	1,037.10
Other Public Works	60,500.00	Library and Education		Balance December 31, 1983	22,095.88
HEALTH and WELFARE		Conservation		TAX TITLE LIENS OUTSTANDING	
Health Services Except Environmental	1,550.00	All Other		Balance January 1, 1983	13,196.38
Welfare-Public Assistance	8,000.00			Transfer From Taxes	2,904.36
Hospitals, Clinics, First Aid		CAPITAL DEBT AUTHORIZED, DECEMBER 31, 1983		Redeemed in 1983	7,797.92
Animal, Insect, & Rodent Control	5,400.00	ISSUED AND UNISSUED		Cancelled, Abated or Adjusted (1983)	
Other Welfare Services		School	2,171,000	Transfers to Foreclosed Property	
RECREATION and CONSERVATION		Self-liquidating	1,628,184	Balance December 31, 1983	8,302.82
Beaches and Boardwalks		Other	1,610,684	PROPERTY ACQUIRED BY DEED OR FORECLOSURE	
Parks, Playgrounds, Shade Trees	16,900.00	Total	3,799,184	Balance January 1, 1983	62,896.25
Land Reclamation & Conservation	525.00	ISSUED AND OUTSTANDING		Transfers From Taxes or Liens	
Other Recreational Services	2,100.00	School	1,952,089.03	Sale for Cash (1983)	16,405.25
EDUCATION (excluding schools)		Self-Liquidating	1,396,550.00	Cancelled, Abated or Adjusted (1983)	
Libraries	48,435.00	Other	3,348,639.03	Balance December 31, 1983	46,491.00
Other Educational Services		Total		CURRENT FINANCES DECEMBER 31, 1983	
STATUTORY EXPENDITURES		EQUALIZED VALUATION BASIS		ASSETS	
Pensions & F. I. C. A.	103,425.00	FOR NET DEBT COMPUTATION	154,264,880	Cash Dec. 31, 1983	1,133,086.40
Employee Fringe Benefits	51,900.00	REAL PROPERTY VALUATIONS		Taxes Receivable	214,816.02
Other Statutory Expenditures	10,500.00	Code Class # of Parcels % VAL'N		Tax Title Liens	8,302.82
CETA And Other Public Employment Programs		1 Vacant Land 730 6.57	8,633,315.00	Foreclosed Property	46,491.00
MUNICIPAL FUNCTIONS		2 Residential 2466 81.72	107,348,840.00	Emergencies & Other Deferred Charges	37,326.38
CAPITAL IMPROVEMENTS *MEMO*	10,000.00	3 Farm 230 2.68	3,527,850.00	State and Federal Aid Receivable	13,063.71
DEBT SERVICE		4a Commercial 113 8.43	11,078,950.00	Other Receivables	218,954.35
Principal Payments	66,000.00	4b Industrial 9 .54	712,100.00	Total	1,672,040.68
Interest Payments	105,125.76	4c Apartments 1 .05	64,000.00	LIABILITIES, RESERVES, AND SURPLUS	
		Total 3549	131,365,055.00	Cash Liabilities	852,192.91
DEFERRED CHARGES		Land Area 36.11 Sq. Miles		Reserves for Receivables	488,564.19
SCHOOL, COUNTY, SPECIAL DISTRICT TAXES	14,624.26	Net Valuation Taxable-Municipal	133,340,489	Surplus Dec. 31, 1983	331,283.58
SCHOOL, COUNTY, SPECIAL DISTRICT TAXES	4,339,152.33	Net Valuation Taxable-County	163,118,579	Total	1,672,040.68
RESERVE FOR UNCOLLECTED TAXES	325,965.74	State Equalized Valuation	167,194,075		
EXPENDITURES		State Equalization Ratio	79.51		
TOTAL	6,558,210.97				

1614
 Population 1980 46,474
 Population 1983 47,607
 S & P Rating AA
 Moody Rating AA

General Tax Rate Per \$100. 4.09
 State Equalized Tax Rate 2.33

WAYNE TOWNSHIP – PASSAIC COUNTY
Form of Government:
Mayor–Council Plan F (OMCL 50)
Number of Members on Governing Body – 9

PER CAPITA:
 Gross Debt 1,976.60
 Net Debt 671.89
 Debt Service 58.06
 Total Tax Levy 985.90
 Municipal Expenditures 381.45
 PER CENT:
 Gross Debt 5.03
 Net Debt 1.71
 Tax Levy Collected 96.37
 Tax Levy Cancelled, Abated or Adjusted 2.46

EXPENDITURES		REVENUES-REALIZED		1983 PROPERTY TAX	
GENERAL GOVERNMENT		1983 Property Taxes Collected		STATE EQUALIZED TAX RATE	
Governing Body & Public Boards	131,987.00	45,146,106.28		Local District School Taxes	1.25 25,065,276.28
Municipal Clerk	170,315.00	1983 Payments in Lieu of Taxes		Regional & Consolidated School Tax	
Financial Administration	187,439.00	Delinquent Tax & Lien Collections		School Taxes in Municipal Budget	
Assessment of Taxes	103,900.00	763,312.55		County Taxes	.59 11,734,996.68
Collection of Taxes	123,450.00	Business Personalty Replacement Taxes		County Library Taxes	
Planning, Housing & Development	179,991.00	862,875.32		Local Municipal Purpose Taxes	.49 9,854,972.54
Human Resources	57,256.49	Taxes from Public Utilities		Veteran & Senior Citizen Taxes	344,200.00
Elections		3,069,636.00		Total Taxes for Rate Computation	2.33 46,999,445.50
General Administration (other)	1,823,869.68	Other Miscellaneous Tax Revenues		Special District Taxes	
JUDICIARY		State Aid Revenues		Bank Corp. Taxes	99,706.42
Municipal Courts	142,108.00	Federal Aid Revenues		Added and Omitted Taxes	180,664.20
PUBLIC SAFETY		State and Local Fiscal Assistance Act Utilized		Total Taxes Levied - ABSTRACT	46,935,616.12
Fire Protection	129,475.00	Sole of Acquired Property		Total Taxes Billed	46,847,779.13
Police Protection	3,288,270.70	Other Miscellaneous Revenues		1983 TAXES COLLECTED	45,146,106.28
Civil Defense & Disaster Control	2,600.00	Prior Years Surplus Appropriated		1983 Taxes Cancelled, Abated or Adjusted	1,151,027.32
Environmental Inspection & Control	219,800.00	REVENUES TOTAL		Transfer to Tax Title Liens or Foreclosed	16,429.53
Other Public Safety		Reserve For Uncollected Taxes		Balance Outstanding Dec. 31, 1983	534,216.00
PUBLIC WORKS		CAPITAL OUTLAY TOTAL		PRIOR YEARS TAXES OUTSTANDING	
Streets and Drainage	1,498,908.00	Public Enterprises		Balance January 1, 1983	771,837.99
Sewers and Sewage Processing		Recreation—Culture		Collected in 1983	726,787.92
Garbage and Trash Disposal	1,863,800.00	Public Works		Cancelled, Abated or Adjusted 1983	1,571.51
Public Buildings and Grounds	276,562.00	Buildings and Grounds		Transfers to Tax Title Liens or Foreclosed	1,533.43
Other Public Works	332,482.00	Library and Education		Balance December 31, 1983	41,945.13
HEALTH and WELFARE		Conservation		TAX TITLE LIENS OUTSTANDING	
Health Services Except Environmental	428,800.00	All Other		Balance January 1, 1983	33,335.27
Welfare-Public Assistance	14,390.00	CAPITAL DEBT AUTHORIZED, DECEMBER 31, 1983		Transfer From Taxes	18,198.42
Hospitals, Clinics, First Aid	10,000.00	ISSUED AND UNISSUED GROSS DEBT		Redeemed in 1983	29,212.13
Animal, Insect, & Rodent Control	25,800.00	NET DEBT		Cancelled, Abated or Adjusted (1983)	
Other Welfare Services		31,986,752		Transfers to Foreclosed Property	16,942.67
RECREATION and CONSERVATION		31,986,752		Balance December 31, 1983	5,378.89
Beaches and Boardwalks	493,800.00	ISSUED AND OUTSTANDING		PROPERTY ACQUIRED BY DEED OR FORECLOSURE	
Parks, Playgrounds, Shade Trees	4,600.00	School		Balance January 1, 1983	662,313.33
Land Reclamation & Conservation	206,300.00	Self-Liquidating		Transfers From Taxes or Liens	16,942.67
Other Recreational Services		Other		Sale for Cash (1983)	4,200.00
EDUCATION (excluding schools)		Total		Cancelled, Abated or Adjusted (1983)	2,300.00
Libraries	641,900.00	55,798,000.00		Balance December 31, 1983	672,756.00
Other Educational Services	11,581.00	EQUALIZED VALUATION BASIS		CURRENT FINANCES DECEMBER 31, 1983	
STATUTORY EXPENDITURES		FOR NET DEBT COMPUTATION		ASSETS	
Pensions & F. I. C. A.	1,078,928.00	REAL PROPERTY VALUATIONS		Cash Dec. 31, 1983	1,856,365.81
Employee Fringe Benefits	689,700.00	Code Class # of Parcels % VAL'N		Taxes Receivable	576,161.13
Other Statutory Expenditures	2,000.00	ASSESSED VALUATION		Tax Title Liens	5,378.89
CETA And Other Public Employment Programs		1 Vacant Land 1115 4.76		Foreclosed Property	672,756.00
MUNICIPAL FUNCTIONS		2 Residential 12459 63.84		Emergencies & Other Deferred Charges	
CAPITAL IMPROVEMENTS		3 Farm 69 .16		State and Federal Aid Receivable	21,065.38
DEBT SERVICE		4a Commercial 366 22.84		Other Receivables	46,810.20
Principal Payments	1,665,000.00	4b Industrial 82 6.04		Total	3,178,537.41
Interest Payments	1,098,859.85	4c Apartments 11 2.35		LIABILITIES, RESERVES, AND SURPLUS	
		Total 14102		Cash Liabilities	1,777,721.25
DEFERRED CHARGES		Land Area 24.89 Sq. Miles		Reserves for Receivables	1,254,296.02
SCHOOL, COUNTY, SPECIAL DISTRICT TAXES	89,457.29	Net Valuation Taxable-Municipal		Surplus Dec. 31, 1983	146,520.14
SCHOOL, COUNTY, SPECIAL DISTRICT TAXES	36,800,272.96	Net Valuation Taxable-County		Total	3,178,537.41
RESERVE FOR UNCOLLECTED TAXES	1,166,381.14	State Equalized Valuation			
EXPENDITURES	TOTAL	State Equalization Ratio			
		57.02			

0911

Population 1980 13,168

Population 1983 13,473

S & P Rating

Moody Rating

General Tax Rate Per \$100.

7.35

State Equalized Tax Rate

4.41

WEEHAWKEN TOWNSHIP – HUDSON CO.**Form of Government:****Council-Manager Plan C (OMCL 50)****Number of Members on Governing Body – 7****PER CAPITA:**

Gross Debt 195.56

Net Debt 140.26

Debt Service 56.33

Total Tax Levy 673.92

Municipal Expenditures 498.19

PER CENT:

Gross Debt 1.47

Net Debt 1.06

Tax Levy Collected 96.88

Tax Levy Cancelled, Abated

or Adjusted .87

EXPENDITURES		REVENUES-REALIZED		1983 PROPERTY TAX	
GENERAL GOVERNMENT				STATE EQUALIZED TAX RATE	
Governing Body & Public Boards	57,499.28	1983 Property Taxes Collected	8,787,667.77	Local District School Taxes	1.39
Municipal Clerk	55,393.39	1983 Payments in Lieu of Taxes	27,016.00	Regional & Consolidated School Tax	
Financial Administration	72,296.06	Delinquent Tax & Lien Collections	597,808.50	School Taxes in Municipal Budget	
Assessment of Taxes	30,785.00	Business Personalty Replacement Taxes	504,136.08	County Taxes	1.13 *
Collection of Taxes	19,738.30	Taxes from Public Utilities	409,302.00	County Library Taxes	
Planning, Housing & Development	148,380.00	Other Miscellaneous Tax Revenues		Local Municipal Purpose Taxes	1.89
Human Resources	177,333.50	State Aid Revenues	514,398.44	Veteran & Senior Citizen Taxes	
Elections	6,700.00	Federal Aid Revenues		Total Taxes for Rate Computation	4.41
General Administration (other)	655,031.14	State and Local Fiscal Assistance Act Utilized	265,547.00	Special District Taxes	
JUDICIARY		Sale of Acquired Property		Bank Corp. Taxes	
Municipal Courts	79,724.38	Other Miscellaneous Revenues	833,852.58	Added and Omitted Taxes	
PUBLIC SAFETY		Total	11,939,728.37	Total Taxes Levied - ABSTRACT	
Fire Protection	1,300,886.06	Prior Years Surplus Appropriated	847,485.55	Total Taxes Billed	9,079,725.92
Police Protection	989,199.98	REVENUES	12,787,213.92	1983 TAXES COLLECTED	8,787,667.77
Civil Defense & Disaster Control		Reserve For Uncollected Taxes	647,944.36	1983 Taxes Cancelled, Abated or Adjusted	78,926.08
Environmental Inspection & Control	40,587.37			Transfer to Tax Title Liens or Foreclosed	8,334.70
Other Public Safety				Balance Outstanding Dec. 31, 1983	195,887.37
PUBLIC WORKS		CAPITAL OUTLAY	TOTAL	PRIOR YEARS TAXES OUTSTANDING	
Streets and Drainage	365,606.96	Public Enterprises		Balance January 1, 1983	567,411.39
Sewers and Sewage Processing	92,082.98	Recreation—Culture		Collected in 1983	547,733.24
Garbage and Trash Disposal		Public Works	68,779.56	Cancelled, Abated or Adjusted 1983	
Public Buildings and Grounds	65,901.50	Buildings and Grounds		Transfers to Tax Title Liens or Foreclosed	
Other Public Works	64,800.00	Library and Education		Balance December 31, 1983	19,678.15
HEALTH and WELFARE		Conservation		TAX TITLE LIENS OUTSTANDING	
Health Services Except Environmental	25,950.74	All Other		Balance January 1, 1983	66,395.24
Welfare-Public Assistance	30,632.50			Transfer From Taxes	8,334.70
Hospitals, Clinics, First Aid				Redeemed in 1983	50,075.26
Animal, Insect, & Rodent Control				Cancelled, Abated or Adjusted (1983)	
Other Welfare Services				Transfers to Foreclosed Property	
RECREATION and CONSERVATION				Balance December 31, 1983	24,654.68
Beaches and Boardwalks				PROPERTY ACQUIRED BY DEED OR FORECLOSURE	
Parks, Playgrounds, Shade Trees				Balance January 1, 1983	40,200.00
Land Reclamation & Conservation				Transfers From Taxes or Liens	
Other Recreational Services	29,950.00			Sale for Cash (1983)	
EDUCATION (excluding schools)				Cancelled, Abated or Adjusted (1983)	
Libraries	50,000.00			Balance December 31, 1983	40,200.00
Other Educational Services				CURRENT FINANCES DECEMBER 31, 1983	
STATUTORY EXPENDITURES				ASSETS	
Pensions & F. I. C. A.	671,744.78			Cash Dec. 31, 1983	4,562,146.25
Employee Fringe Benefits	196,223.46			Taxes Receivable	215,565.52
Other Statutory Expenditures	17,000.00			Tax Title Liens	24,654.68
CETA And Other Public Employment Programs				Foreclosed Property	40,200.00
MUNICIPAL FUNCTIONS				Emergencies & Other Deferred Charges	3,800.00
CAPITAL IMPROVEMENTS	*MEMO*			State and Federal Aid Receivable	9,890.32
DEBT SERVICE				Other Receivables	287,820.88
Principal Payments	389,560.00			Total	5,144,077.65
Interest Payments	369,319.00			LIABILITIES, RESERVES, AND SURPLUS	
TYPE I SCHL DEBT	*MEMO*			Cash Liabilities	1,217,403.96
	13,605.00			Reserves for Receivables	409,718.08
DEFERRED CHARGES				Surplus Dec. 31, 1983	3,516,955.61
SCHOOL, COUNTY, SPECIAL DISTRICT TAXES	61,887.46			Total	5,144,077.65
RESERVE FOR UNCOLLECTED TAXES	5,360,438.68				
EXPENDITURES	TOTAL				
	12,072,596.88				

1981 3000

* ABOVE DEBT SERVICE INCLUDES TYPE I SCHOOL DEBT

*Includes County Health Service Taxes or County Vocational School Taxes. See Table 13.

0819
Population 1980 2,303
Population 1983 2,280
S & P Rating
Moody Rating

General Tax Rate Per \$100. 2.56
State Equalized Tax Rate 2.54

WENONAH BOROUGH - GLOUCESTER CO.
Form of Government:
Borough Council
Number of Members on Governing Body - 6

PER CAPITA:
Gross Debt 411.45
Net Debt 79.93
Debt Service
Total Tax Levy 620.55
Municipal Expenditures 232.42

PER CENT:
Gross Debt 1.82
Net Debt .35
Tax Levy Collected 95.18
Tax Levy Cancelled, Abated or Adjusted .70

EXPENDITURES		REVENUES-REALIZED		1983 PROPERTY TAX	
GENERAL GOVERNMENT				STATE EQUALIZED TAX RATE → .56	
Governing Body & Public Boards	10,238.00	1983 Property Taxes Collected	1,350,932.99	Local District School Taxes	308,801.54
Municipal Clerk	3,800.00	1983 Payments in Lieu of Taxes		Regional & Consolidated School Tax	509,939.32
Financial Administration	4,728.00	Delinquent Tax & Lien Collections	68,039.14	School Taxes in Municipal Budget	
Assessment of Taxes	24,300.00	Business Personalty Replacement Taxes	3,976.40	County Taxes	319,404.11
Collection of Taxes	925.13	Taxes from Public Utilities	121,683.00	County Library Taxes	
Planning, Housing & Development		Other Miscellaneous Tax Revenues		Local Municipal Purpose Taxes	271,183.17
Human Resources	744.65	State Aid Revenues	20,702.55	Veteran & Senior Citizen Taxes	20,500.00
Elections	36,707.00	Federal Aid Revenues	9,072.00	Total Taxes for Rate Computation	1,429,828.14
General Administration (other)		State and Local Fiscal Assistance Act Utilized		Special District Taxes	
JUDICIARY	9,108.00	Sale of Acquired Property	77,814.44	Bank Corp. Taxes	189.11
Municipal Courts		Other Miscellaneous Revenues	1,652,220.52	Added and Omitted Taxes	5,341.95
PUBLIC SAFETY	19,177.00	Total	5,504.00	Total Taxes Levied - ABSTRACT	1,414,859.20
Fire Protection	129,987.00	Prior Years Surplus Appropriated	1,657,724.52	Total Taxes Billed	1,419,334.61
Police Protection		REVENUES TOTAL	69,056.80	1983 TAXES COLLECTED	1,350,932.99
Civil Defense & Disaster Control	7,269.61	Reserve For Uncollected Taxes	36,937.34	1983 Taxes Cancelled, Abated or Adjusted	9,954.38
Environmental Inspection & Control		CAPITAL OUTLAY TOTAL	20,523.17	Transfer to Tax Title Liens or Foreclosed	1,336.32
Other Public Safety				Balance Outstanding Dec. 31, 1983	57,110.92
PUBLIC WORKS	108,525.90	Public Enterprises	16,414.17	PRIOR YEARS TAXES OUTSTANDING	
Streets and Drainage		Recreation—Culture		Balance January 1, 1983	61,294.00
Sewers and Sewage Processing	10,700.00	Public Works		Collected in 1983	59,378.55
Garbage and Trash Disposal	15,175.00	Buildings and Grounds		Cancelled, Abated or Adjusted 1983	281.48
Public Buildings and Grounds		Library and Education		Transfers to Tax Title Liens or Foreclosed	735.34
Other Public Works		Conservation		Balance December 31, 1983	898.63
HEALTH and WELFARE	288.00	All Other		TAX TITLE LIENS OUTSTANDING	
Health Services Except Environmental	466.00			Balance January 1, 1983	9,801.93
Welfare-Public Assistance		CAPITAL DEBT AUTHORIZED, DECEMBER 31, 1983		Transfer From Taxes	2,118.82
Hospitals, Clinics, First Aid	300.00	ISSUED AND UNISSUED GROSS DEBT NET DEBT		Redeemed in 1983	8,660.59
Animal, Insect, & Rodent Control		School 732,854		Cancelled, Abated or Adjusted (1983)	1,229.94
Other Welfare Services		Self-liquidating 23,000		Transfers to Foreclosed Property	
RECREATION and CONSERVATION	4,650.00	Other 182,250	182,250	Balance December 31, 1983	2,030.22
Beaches and Boardwalks		Total 938,104	182,250	PROPERTY ACQUIRED BY DEED OR FORECLOSURE	
Parks, Playgrounds, Shade Trees				Balance January 1, 1983	41,600.00
Land Reclamation & Conservation	200.00	ISSUED AND OUTSTANDING		Transfers From Taxes or Liens	
Other Recreational Services		School 732,854.54		Sale for Cash (1983)	
EDUCATION (excluding schools)	7,300.00	Self-Liquidating 23,000.00		Cancelled, Abated or Adjusted (1983)	
Libraries		Other 170,000.00		Balance December 31, 1983	41,600.00
Other Educational Services		Total 925,854.54		CURRENT FINANCES DECEMBER 31, 1983	
STATUTORY EXPENDITURES	29,119.42	EQUALIZED VALUATION BASIS FOR NET DEBT COMPUTATION	51,618,739	ASSETS	
Pensions & F. I. C. A.	16,659.39	REAL PROPERTY VALUATIONS		Cash Dec. 31, 1983	393,097.25
Employee Fringe Benefits	1,500.00	Code Class # of Parcels % VAL'N		Taxes Receivable	58,009.55
Other Statutory Expenditures		1 Vacant Land 186 4.33		Tax Title Liens	2,030.22
CETA And Other Public Employment Programs		2 Residential 735 92.95		Foreclosed Property	41,600.00
MUNICIPAL FUNCTIONS TOTAL 441,868.10		3 Farm 12 2.56		Emergencies & Other Deferred Charges	21,600.00
CAPITAL IMPROVEMENTS *MEMO*		4a Commercial 12 2.56		State and Federal Aid Receivable	
DEBT SERVICE		4b Industrial 1 .16		Other Receivables	3,398.52
Principal Payments		4c Apartments 1 .16		Total	519,735.54
Interest Payments		Total 934		LIABILITIES, RESERVES, AND SURPLUS	
DEFERRED CHARGES	18,400.00	Land Area .99 Sq. Miles		Cash Liabilities	291,847.73
SCHOOL, COUNTY, SPECIAL DISTRICT TAXES	1,138,144.97	Net Valuation Taxable-Municipal	55,232,264	Reserves for Receivables	105,038.29
RESERVE FOR UNCOLLECTED TAXES	69,656.80	Net Valuation Taxable-County	51,572,796	Surplus Dec. 31, 1983	122,849.52
EXPENDITURES TOTAL 1,668,069.87		State Equalized Valuation	55,629,173	Total	519,735.54
		State Equalization Ratio	99.28		

1026
Population 1980 2,299
Population 1983 2,303
S & P Rating
Moody Rating

General Tax Rate Per \$100. 3.37
State Equalized Tax Rate 2.36

WEST AMWELL TWP. - HUNTERDON CO.
Form of Government:
Township Committee
Number of Members on Governing Body - 3

PER CAPITA:
Gross Debt
Net Debt
Debt Service
Total Tax Levy 843.46
Municipal Expenditures 315.64

PER CENT:
Gross Debt
Net Debt
Tax Levy Collected 90.46
Tax Levy Cancelled, Abated or Adjusted .21

EXPENDITURES		REVENUES-REALIZED		1983 PROPERTY TAX	
GENERAL GOVERNMENT				STATE EQUALIZED TAX RATE \rightarrow	
Governing Body & Public Boards		1983 Property Taxes Collected		Local District School Taxes .70	566,817.00
Municipal Clerk		1983 Payments in Lieu of Taxes		Regional & Consolidated School Tax .93	752,855.33
Financial Administration	10,756.94	Delinquent Tax & Lien Collections		School Taxes in Municipal Budget	
Assessment of Taxes	7,164.40	Business Personalty Replacement Taxes		County Taxes .44	356,198.49
Collection of Taxes	12,758.92	Taxes from Public Utilities		County Library Taxes .03	21,347.64
Planning, Housing & Development	1,975.72	Other Miscellaneous Tax Revenues		Local Municipal Purpose Taxes .27	220,115.28
Human Resources	200.00	State Aid Revenues		Veteran & Senior Citizen Taxes	22,950.00
Elections		Federal Aid Revenues		Total Taxes for Rate Computation 2.37	1,940,283.74
General Administration (other)	72,172.47	State and Local Fiscal Assistance Act Utilized		Special District Taxes	
JUDICIARY		Sale of Acquired Property		Bank Corp. Taxes	25,148.20
Municipal Courts	8,925.00	Other Miscellaneous Revenues		Added and Omitted Taxes	
PUBLIC SAFETY		Total		Total Taxes Levied - ABSTRACT	1,942,481.94
Fire Protection	23,725.55	Prior Years Surplus Appropriated		Total Taxes Billed	1,942,481.94
Police Protection	64,500.00	REVENUES TOTAL		1983 TAXES COLLECTED	1,757,149.86
Civil Defense & Disaster Control	500.00	Reserve For Uncollected Taxes		1983 Taxes Cancelled, Abated or Adjusted	4,073.99
Environmental Inspection & Control	9,550.00	CAPITAL OUTLAY TOTAL		Transfer to Tax Title Liens or Foreclosed	30,919.34
Other Public Safety				Balance Outstanding Dec. 31, 1983	150,338.75
PUBLIC WORKS				PRIOR YEARS TAXES OUTSTANDING	
Streets and Drainage	206,214.78	Public Enterprises		Balance January 1, 1983	176,273.61
Sewers and Sewage Processing		Recreation—Culture		Collected in 1983	163,463.12
Garbage and Trash Disposal	17,625.00	Public Works		Cancelled, Abated or Adjusted 1983	90.98
Public Buildings and Grounds	22,283.95	Buildings and Grounds		Transfers to Tax Title Liens or Foreclosed	12,245.44
Other Public Works		Library and Education		Balance December 31, 1983	474.07
HEALTH and WELFARE		Conservation		TAX TITLE LIENS OUTSTANDING	
Health Services Except Environmental	1,250.00	All Other		Balance January 1, 1983	38,260.53
Welfare-Public Assistance	838.00	CAPITAL DEBT AUTHORIZED, DECEMBER 31, 1983		Transfer From Taxes	44,739.23
Hospitals, Clinics, First Aid		ISSUED AND UNISSUED GROSS DEBT NET DEBT		Redeemed in 1983	31,142.06
Animal, Insect, & Rodent Control		School		Cancelled, Abated or Adjusted (1983)	
Other Welfare Services		Self-liquidating		Transfers to Foreclosed Property	
RECREATION and CONSERVATION		Other		Balance December 31, 1983	51,657.70
Beaches and Boardwalks		Total		PROPERTY ACQUIRED BY DEED OR FORECLOSURE	
Parks, Playgrounds, Shade Trees	6,500.00	ISSUED AND OUTSTANDING		Balance January 1, 1983	6,400.00
Land Reclamation & Conservation	600.00	School		Transfers From Taxes or Liens	
Other Recreational Services	1,500.00	Self-Liquidating		Sale for Cash (1983)	
EDUCATION (excluding schools)		Other		Cancelled, Abated or Adjusted (1983)	
Libraries		Total		Balance December 31, 1983	6,400.00
Other Educational Services		EQUALIZED VALUATION BASIS		CURRENT FINANCES DECEMBER 31, 1983	
STATUTORY EXPENDITURES		FOR NET DEBT COMPUTATION		ASSETS	
Pensions & F. I. C. A.	22,500.00	REAL PROPERTY VALUATIONS		Cash Dec. 31, 1983	765,748.51
Employee Fringe Benefits	5,600.00	Code Class # of Parcels % VAL'N		Taxes Receivable	150,812.82
Other Statutory Expenditures	1,400.00	1 Vacant Land 233 5.46		Tax Title Liens	51,857.70
CETA And Other Public Employment Programs		2 Residential 600 60.39		Foreclosed Property	6,400.00
MUNICIPAL FUNCTIONS		3 Farm 349 21.87		Emergencies & Other Deferred Charges	747.78
CAPITAL IMPROVEMENTS		4a Commercial 33 5.23		State and Federal Aid Receivable	
DEBT SERVICE		4b Industrial 10 6.22		Other Receivables	51.48
Principal Payments		4c Apartments 5 .83		Total	975,618.29
Interest Payments		Total 1230		LIABILITIES, RESERVES, AND SURPLUS	
DEFERRED CHARGES		Land Area 21.60 Sq. Miles		Cash Liabilities	140,118.98
SCHOOL, COUNTY, SPECIAL DISTRICT TAXES		Net Valuation Taxable-Municipal		Reserves for Receivables	209,122.00
RESERVE FOR UNCOLLECTED TAXES		Net Valuation Taxable-County		Surplus Dec. 31, 1983	626,377.31
EXPENDITURES		State Equalized Valuation		Total	975,618.29
TOTAL		State Equalization Ratio			

0721

Population 1980 **11,407**
 Population 1983 **11,356**
 S & P Rating
 Moody Rating **AAA**

General Tax Rate Per \$100. **4.94**
 State Equalized Tax Rate **3.01**

WEST CALDWELL TOWNSHIP - ESSEX CO.
Form of Government:
Borough Council
Number of Members on Governing Body - 6

PER CAPITA:
 Gross Debt **552.49**
 Net Debt **312.57**
 Debt Service **36.98**
 Total Tax Levy **1,247.37**
 Municipal Expenditures **434.36**

PER CENT:
 Gross Debt **1.42**
 Net Debt **.80**
 Tax Levy Collected **98.28**
 Tax Levy Cancelled, Abated or Adjusted

EXPENDITURES		REVENUES-REALIZED		1983 PROPERTY TAX	
GENERAL GOVERNMENT				STATE EQUALIZED TAX RATE 1.46	
Governing Body & Public Boards		1983 Property Taxes Collected	13,920,398.52	Local District School Taxes	6,871,037.42
Municipal Clerk		1983 Payments in Lieu of Taxes		Regional & Consolidated School Tax	
Financial Administration	44,717.52	Delinquent Tax & Lien Collections	246,307.51	School Taxes in Municipal Budget	
Assessment of Taxes	53,805.60	Business Personalty Replacement Taxes	242,160.08	County Taxes	5,187,864.08
Collection of Taxes	36,110.35	Taxes from Public Utilities	1,091,948.00	County Library Taxes	
Planning, Housing & Development	37,639.12	Other Miscellaneous Tax Revenues		Local Municipal Purpose Taxes	2,061,232.43
Human Resources	11,385.47	State Aid Revenues	96,443.61	Veteran & Senior Citizen Taxes	85,850.00
Elections	2,427.37	Federal Aid Revenues		Total Taxes for Rate Computation	14,205,983.93
General Administration (other)	488,951.16	State and Local Fiscal Assistance Act Utilized	88,529.00	Special District Taxes	
JUDICIARY		Sale of Acquired Property	22,500.00	Bank Corp. Taxes	19,099.99
Municipal Courts	48,153.32	Other Miscellaneous Revenues	759,607.08	Added and Omitted Taxes	25,921.53
PUBLIC SAFETY		Total	16,467,893.80	Total Taxes Levied - ABSTRACT	14,165,155.45
Fire Protection	34,738.28	Prior Years Surplus Appropriated	715,000.00	Total Taxes Billed	14,164,092.85
Police Protection	873,415.32	REVENUES TOTAL	17,182,893.80	1983 TAXES COLLECTED	13,920,398.52
Civil Defense & Disaster Control	3,090.02	Reserve For Uncollected Taxes	770,806.45	1983 Taxes Cancelled, Abated or Adjusted	
Environmental Inspection & Control	80,503.31	CAPITAL OUTLAY TOTAL	344,662.07	Transfer to Tax Title Liens or Foreclosed	7,518.68
Other Public Safety		Public Enterprises	51,159.68	Balance Outstanding Dec. 31, 1983	236,175.65
PUBLIC WORKS		Recreation—Culture	16,365.59	PRIOR YEARS TAXES OUTSTANDING	
Streets and Drainage	310,043.95	Public Works	108,199.76	Balance January 1, 1983	296,863.97
Sewers and Sewage Processing	630,002.01	Buildings and Grounds	168,876.19	Collected in 1983	213,038.21
Garbage and Trash Disposal		Library and Education	60.85	Cancelled, Abated or Adjusted 1983	.44
Public Buildings and Grounds	55,845.28	Conservation		Transfers to Tax Title Liens or Foreclosed	
Other Public Works	40,800.00	All Other		Balance December 31, 1983	83,825.32
HEALTH and WELFARE		CAPITAL DEBT AUTHORIZED, DECEMBER 31, 1983		TAX TITLE LIENS OUTSTANDING	
Health Services Except Environmental	45,736.77	ISSUED AND UNISSUED		Balance January 1, 1983	71,481.76
Welfare-Public Assistance	10,830.00	School	1,497,249	Transfer From Taxes	7,518.68
Hospitals, Clinics, First Aid		Self-liquidating	932,300	Redeemed in 1983	33,269.30
Animal, Insect, & Rodent Control		Other	3,844,576	Cancelled, Abated or Adjusted (1983)	
Other Welfare Services		Total	6,274,126	Transfers to Foreclosed Property	
RECREATION and CONSERVATION		ISSUED AND OUTSTANDING		Balance December 31, 1983	45,731.14
Beaches and Boardwalks		School	1,497,249.31	PROPERTY ACQUIRED BY DEED OR FORECLOSURE	
Parks, Playgrounds, Shade Trees	231,108.88	Self-Liquidating	856,300.00	Balance January 1, 1983	224,700.00
Land Reclamation & Conservation	652.40	Other	3,720,250.00	Transfers From Taxes or Liens	
Other Recreational Services	8,145.36	Total	6,073,799.31	Sale for Cash (1983)	22,500.00
EDUCATION (excluding schools)		EQUALIZED VALUATION BASIS		Cancelled, Abated or Adjusted (1983)	180,000.00
Libraries	204,000.00	FOR NET DEBT COMPUTATION	443,343,992	Balance December 31, 1983	22,200.00
Other Educational Services		REAL PROPERTY VALUATIONS		CURRENT FINANCES DECEMBER 31, 1983	
STATUTORY EXPENDITURES		Code Class # of Parcels % VAL'N		ASSETS	
Pensions & F. I. C. A.	262,896.42	1 Vacant Land 135 1.82	5,161,600.00	Cash Dec. 31, 1983	1,019,075.89
Employee Fringe Benefits	156,370.97	2 Residential 3317 64.88	184,274,000.00	Taxes Receivable	320,000.97
Other Statutory Expenditures	5,500.00	3 Farm 7 .03	72,700.00	Tax Title Liens	45,731.14
CETA And Other Public Employment Programs		4a Commercial 81 10.29	29,223,700.00	Foreclosed Property	22,200.00
MUNICIPAL FUNCTIONS TOTAL	3,676,874.88	4b Industrial 60 21.60	61,356,300.00	Emergencies & Other Deferred Charges	324,400.00
CAPITAL IMPROVEMENTS *MEMO*	15,000.00	4c Apartments 7 1.39	3,934,000.00	State and Federal Aid Receivable	1,788.95
DEBT SERVICE		Total 3607	284,022,300.00	Other Receivables	3,220.47
Principal Payments	149,685.00	Land Area 5.04 Sq. Miles		Total	1,736,417.42
Interest Payments	270,237.92	Net Valuation Taxable-Municipal	286,197,800	LIABILITIES, RESERVES, AND SURPLUS	
DEFERRED CHARGES	65,025.33	Net Valuation Taxable-County	459,703,219	Cash Liabilities	175,313.99
SCHOOL, COUNTY, SPECIAL DISTRICT TAXES	12,058,901.50	State Equalized Valuation	468,780,231	Reserves for Receivables	701,152.58
RESERVE FOR UNCOLLECTED TAXES	770,806.45	State Equalization Ratio	60.87	Surplus Dec. 31, 1983	859,950.85
EXPENDITURES TOTAL	16,991,531.08			Total	1,736,417.42

0512
Population 1980 1,091
Population 1983 1,176
S & P Rating
Moody Rating

General Tax Rate Per \$100. 1.64
State Equalized Tax Rate 1.78

WEST CAPE MAY BORO. – CAPE MAY CO.
Form of Government:
Commission (1911)
Number of Members on Governing Body – 3

PER CAPITA:
Gross Debt 121.31
Net Debt 61.73
Debt Service 10.29
Total Tax Levy 492.11
Municipal Expenditures 299.44

PER CENT:
Gross Debt .47
Net Debt .24
Tax Levy Collected 85.99
Tax Levy Cancelled, Abated or Adjusted

EXPENDITURES		REVENUES-REALIZED		1983 PROPERTY TAX	
GENERAL GOVERNMENT				STATE EQUALIZED TAX RATE	
Governing Body & Public Boards				Local District School Taxes .40	127,822.00
Municipal Clerk				Regional & Consolidated School Tax .62	198,589.07
Financial Administration	13,400.00	1983 Property Taxes Collected	497,181.53	School Taxes in Municipal Budget	
Assessment of Taxes	5,440.00	1983 Payments in Lieu of Taxes		County Taxes .44	138,382.38
Collection of Taxes	10,976.87	Delinquent Tax & Lien Collections	76,849.32	County Library Taxes .03	8,388.06
Planning, Housing & Development	390.00	Business Personalty Replacement Taxes	4,803.48	Local Municipal Purpose Taxes .29	92,256.00
Human Resources		Taxes from Public Utilities	75,917.00	Veteran & Senior Citizen Taxes	19,850.00
Elections	140.00	Other Miscellaneous Tax Revenues		Total Taxes for Rate Computation 1.78	585,287.51
General Administration (other)	51,419.70	State Aid Revenues	6,909.95	Special District Taxes	
JUDICIARY		Federal Aid Revenues		Bank Corp. Taxes	1,811.34
Municipal Courts	3,984.52	State and Local Fiscal Assistance Act Utilized	10,465.90	Added and Omitted Taxes	11,469.45
PUBLIC SAFETY		Sale of Acquired Property		Total Taxes Levied - ABSTRACT	578,718.30
Fire Protection	2,850.00	Other Miscellaneous Revenues	77,349.15	Total Taxes Billed	578,208.01
Police Protection	75,435.31	Total	749,476.33	1983 TAXES COLLECTED	497,181.53
Civil Defense & Disaster Control	260.00	Prior Years Surplus Appropriated	60,000.00	1983 Taxes Cancelled, Abated or Adjusted	
Environmental Inspection & Control	9,610.00	REVENUES TOTAL	809,476.33	Transfer to Tax Title Liens or Foreclosed	18,231.39
Other Public Safety		Reserve For Uncollected Taxes	84,361.00	Balance Outstanding Dec. 31, 1983	62,795.09
PUBLIC WORKS		CAPITAL OUTLAY TOTAL	40,641.24	PRIOR YEARS TAXES OUTSTANDING	
Streets and Drainage	27,364.69	Public Enterprises		Balance January 1, 1983	71,719.74
Sewers and Sewage Processing		Recreation—Culture		Collected in 1983	59,344.31
Garbage and Trash Disposal	170.00	Public Works	40,641.24	Cancelled, Abated or Adjusted 1983	3,598.50
Public Buildings and Grounds	17,700.00	Buildings and Grounds		Transfers to Tax Title Liens or Foreclosed	7,389.05
Other Public Works		Library and Education		Balance December 31, 1983	1,387.88
HEALTH and WELFARE		Conservation		TAX TITLE LIENS OUTSTANDING	
Health Services Except Environmental	130.00	All Other		Balance January 1, 1983	29,745.55
Welfare-Public Assistance	2,109.88	CAPITAL DEBT AUTHORIZED, DECEMBER 31, 1983		Transfer From Taxes	27,003.62
Hospitals, Clinics, First Aid		ISSUED AND UNISSUED		Redeemed in 1983	17,505.01
Animal, Insect, & Rodent Control		School	70,057	Cancelled, Abated or Adjusted (1983)	
Other Welfare Services		Self-liquidating	72,600	Transfers to Foreclosed Property	
RECREATION and CONSERVATION		Other	72,600	Balance December 31, 1983	39,244.16
Beaches and Boardwalks		Total	142,657	PROPERTY ACQUIRED BY DEED OR FORECLOSURE	
Parks, Playgrounds, Shade Trees	60.00	ISSUED AND OUTSTANDING		Balance January 1, 1983	8,582.00
Land Reclamation & Conservation		School	70,057.03	Transfers From Taxes or Liens	
Other Recreational Services	243.87	Self-Liquidating	59,600.00	Sale for Cash (1983)	
EDUCATION (excluding schools)		Other	129,657.03	Cancelled, Abated or Adjusted (1983)	
Libraries		Total		Balance December 31, 1983	8,582.00
Other Educational Services		EQUALIZED VALUATION BASIS		CURRENT FINANCES DECEMBER 31, 1983	
STATUTORY EXPENDITURES		FOR NET DEBT COMPUTATION	30,134,477	ASSETS	
Pensions & F. I. C. A.	11,013.10	REAL PROPERTY VALUATIONS		Cash Dec. 31, 1983	336,727.31
Employee Fringe Benefits	7,298.19	Code Class # of Parcels % VAL'N		Taxes Receivable	64,182.97
Other Statutory Expenditures	1,000.00	1 Vacant Land 193 5.37	1,827,950.00	Tax Title Liens	39,244.16
CETA And Other Public Employment Programs		2 Residential 637 83.42	28,417,450.00	Foreclosed Property	8,582.00
MUNICIPAL FUNCTIONS TOTAL	240,996.13	3 Farm 25 1.43	486,600.00	Emergencies & Other Deferred Charges	42,912.02
CAPITAL IMPROVEMENTS *MEMO*	2,000.00	4a Commercial 91 9.57	3,258,700.00	State and Federal Aid Receivable	
DEBT SERVICE		4b Industrial		Other Receivables	66,430.59
Principal Payments	10,000.00	4c Apartments 1 .22	73,800.00	Total	558,079.05
Interest Payments	2,097.50	Total 947	34,064,500.00	LIABILITIES, RESERVES, AND SURPLUS	
DEFERRED CHARGES	14,685.44	Land Area 1.30 Sq. Miles		Cash Liabilities	231,152.58
SCHOOL, COUNTY, SPECIAL DISTRICT TAXES	473,181.51	Net Valuation Taxable-Municipal	34,447,351	Reserves for Receivables	178,439.72
RESERVE FOR UNCOLLECTED TAXES	84,361.00	Net Valuation Taxable-County	33,559,034	Surplus Dec. 31, 1983	148,486.75
EXPENDITURES TOTAL	825,321.58	State Equalized Valuation	31,825,070	Total	558,079.05
		State Equalization Ratio	108.34		

0820

Population 1980 **18,002**
 Population 1983 **18,180**
 S & P Rating
 Moody Rating **AAA**

General Tax Rate Per \$100. **2.27**
 State Equalized Tax Rate **1.99**

WEST DEPTFORD TWP. - GLOUCESTER CO.
Form of Government:
Township Committee
Number of Members on Governing Body - 5

PER CAPITA:

Gross Debt **549.48**
 Net Debt **408.60**
 Debt Service **31.91**
 Total Tax Levy **661.05**
 Municipal Expenditures **225.10**

PER CENT:

Gross Debt **1.92**
 Net Debt **1.43**
 Tax Levy Collected **95.38**
 Tax Levy Cancelled, Abated or Adjusted **1.78**

EXPENDITURES		REVENUES-REALIZED		1983 PROPERTY TAX	
GENERAL GOVERNMENT				STATE EQUALIZED TAX RATE 1.30	
Governing Body & Public Boards		1983 Property Taxes Collected 11,456,248.06		Local District School Taxes	7,602,279.00
Municipal Clerk		1983 Payments in Lieu of Taxes		Regional & Consolidated School Tax	
Financial Administration	49,422.00	Delinquent Tax & Lien Collections 292,346.32		School Taxes in Municipal Budget	
Assessment of Taxes	52,055.00	Business Personalty Replacement Taxes 407,630.36		County Taxes	3,499,881.61
Collection of Taxes	45,850.00	Taxes from Public Utilities 1,003,733.00		County Library Taxes	
Planning, Housing & Development	40,556.00	Other Miscellaneous Tax Revenues		Local Municipal Purpose Taxes	509,495.00
Human Resources		State Aid Revenues 118,991.13		Veteran & Senior Citizen Taxes	160,950.00
Elections		Federal Aid Revenues		Total Taxes for Rate Computation	11,772,605.61
General Administration (other)	451,166.00	State and Local Fiscal Assistance Act Utilized 70,505.00		Special District Taxes	
JUDICIARY		Sale of Acquired Property		Bank Corp. Taxes	19,927.08
Municipal Courts	41,908.00	Other Miscellaneous Revenues		Added and Omitted Taxes	386,354.57
PUBLIC SAFETY		Total 14,246,194.27		Total Taxes Levied - ABSTRACT	12,017,937.26
Fire Protection	42,500.00	Prior Years Surplus Appropriated 855,002.96		Total Taxes Billed	12,010,789.70
Police Protection	890,668.00	REVENUES TOTAL 15,101,197.23		1983 TAXES COLLECTED	11,456,248.06
Civil Defense & Disaster Control	750.00	Reserve For Uncollected Taxes 373,613.84		1983 Taxes Cancelled, Abated or Adjusted	213,965.44
Environmental Inspection & Control	74,815.00	CAPITAL OUTLAY TOTAL 485,358.14		Transfer to Tax Title Liens or Foreclosed	30,482.80
Other Public Safety				Balance Outstanding Dec. 31, 1983	310,093.40
PUBLIC WORKS				PRIOR YEARS TAXES OUTSTANDING	
Streets and Drainage	435,708.00	Public Enterprises		Balance January 1, 1983	264,416.83
Sewers and Sewage Processing		Recreation—Culture		Collected in 1983	260,832.50
Garbage and Trash Disposal	358,250.00	Public Works		Cancelled, Abated or Adjusted 1983	568.18
Public Buildings and Grounds	88,995.00	Buildings and Grounds		Transfers to Tax Title Liens or Foreclosed	616.91
Other Public Works	16,016.00	Library and Education		Balance December 31, 1983	2,399.24
HEALTH and WELFARE		Conservation		TAX TITLE LIENS OUTSTANDING	
Health Services Except Environmental	13,190.00	All Other		Balance January 1, 1983	62,162.72
Welfare-Public Assistance	18,532.00	CAPITAL DEBT AUTHORIZED, DECEMBER 31, 1983		Transfer From Taxes	31,254.11
Hospitals, Clinics, First Aid		ISSUED AND UNISSUED GROSS DEBT NET DEBT		Redeemed in 1983	31,513.82
Animal, Insect, & Rodent Control	19,000.00	School 2,188,000		Cancelled, Abated or Adjusted (1983)	
Other Welfare Services		Self-liquidating 4,015,400		Transfers to Foreclosed Property	
RECREATION and CONSERVATION		Other 3,786,100		Balance December 31, 1983	61,903.01
Beaches and Boardwalks		Total 9,989,500		PROPERTY ACQUIRED BY DEED OR	
Parks, Playgrounds, Shade Trees	1,375.00	ISSUED AND OUTSTANDING		FORECLOSURE	
Land Reclamation & Conservation	55,695.00	School 2,188,000.00		Balance January 1, 1983	128,109.32
Other Recreational Services		Self-Liquidating 4,015,400.00		Transfers From Taxes or Liens	
EDUCATION (excluding schools)		Other 3,786,100.00		Sale for Cash (1983)	
Libraries	168,100.00	Total 9,989,500.00		Cancelled, Abated or Adjusted (1983)	
Other Educational Services		EQUALIZED VALUATION BASIS		Balance December 31, 1983	128,109.32
STATUTORY EXPENDITURES		FOR NET DEBT COMPUTATION		CURRENT FINANCES DECEMBER 31, 1983	
Pensions & F. I. C. A.	267,000.00	REAL PROPERTY VALUATIONS		ASSETS	
Employee Fringe Benefits		Code Class # of Parcels % VAL'N		Cash Dec. 31, 1983	4,577,031.57
Other Statutory Expenditures	5,000.00	1 Vacant Land 594 7.71		Taxes Receivable	312,492.64
CETA And Other Public Employment Programs		2 Residential 4448 41.79		Tax Title Liens	61,903.01
MUNICIPAL FUNCTIONS TOTAL	3,136,551.00	3 Farm 128 1.58		Foreclosed Property	128,109.32
CAPITAL IMPROVEMENTS *MEMO*	30,000.00	4a Commercial 227 22.16		Emergencies & Other Deferred Charges	1,100,000.00
DEBT SERVICE		4b Industrial 7 21.81		State and Federal Aid Receivable	21,369.66
Principal Payments	235,000.00	4c Apartments 8 4.95		Other Receivables	27,508.09
Interest Payments	345,079.10	Total 5412		Total	6,228,414.29
DEFERRED CHARGES	2,114.44	Land Area 16.18 Sq. Miles		LIABILITIES, RESERVES, AND SURPLUS	
SCHOOL, COUNTY, SPECIAL DISTRICT TAXES	11,102,160.61	Net Valuation Taxable-Municipal		Cash Liabilities	3,466,429.12
RESERVE FOR UNCOLLECTED TAXES	373,613.84	Net Valuation Taxable-County		Reserves for Receivables	1,630,013.06
EXPENDITURES TOTAL	15,194,518.99	State Equalized Valuation		Surplus Dec. 31, 1983	1,131,972.11
		State Equalization Ratio		Total	6,228,414.29

1353
Population 1980 7,380
Population 1983 7,587
S & P Rating
Moody Rating A1

General Tax Rate Per \$100. 4.68
State Equalized Tax Rate 2.44

WEST LONG BRANCH BORO. - MON. CO.
Form of Government:
Borough Council
Number of Members on Governing Body - 6

PER CAPITA:
Gross Debt 312.15
Net Debt 194.85
Debt Service 25.75
Total Tax Levy 732.78
Municipal Expenditures 248.95

PER CENT:
Gross Debt 1.15
Net Debt .72
Tax Levy Collected 97.27
Tax Levy Cancelled, Abated or Adjusted

EXPENDITURES		REVENUES-REALIZED		1983 PROPERTY TAX	
GENERAL GOVERNMENT				STATE EQUALIZED TAX RATE	
Governing Body & Public Boards		1983 Property Taxes Collected	5,403,520.11	Local District School Taxes .83	1,868,540.50
Municipal Clerk		1983 Payments in Lieu of Taxes	114,990.60	Regional & Consolidated School Tax .69	1,553,648.84
Financial Administration	8,000.00	Delinquent Tax & Lien Collections	125,630.92	School Taxes in Municipal Budget	
Assessment of Taxes	17,111.90	Business Personality Replacement Taxes	465,997.00	County Taxes .53	1,198,085.88
Collection of Taxes	33,889.40	Taxes from Public Utilities	57,896.32	County Library Taxes .02	45,253.74
Planning, Housing & Development	9,787.80	Other Miscellaneous Tax Revenues	30,594.71	Local Municipal Purpose Taxes .37	829,800.00
Human Resources		State Aid Revenues	331,946.24	Veteran & Senior Citizen Taxes	53,800.00
Elections		Federal Aid Revenues	6,530,575.90	Total Taxes for Rate Computation 2.44	5,549,134.96
General Administration (other)	181,403.25	State and Local Fiscal Assistance Act Utilized	32,000.00	Special District Taxes	
JUDICIARY		Sale of Acquired Property	6,562,575.90	Bank Corp. Taxes	4,413.44
Municipal Courts	23,275.00	Other Miscellaneous Revenues	161,424.00	Added and Omitted Taxes	59,820.42
PUBLIC SAFETY		Total	199,707.35	Total Taxes Levied - ABSTRACT	5,559,568.82
Fire Protection	82,412.00	Prior Years Surplus Appropriated		Total Taxes Billed	5,555,155.38
Police Protection	500,241.00	REVENUES TOTAL	6,562,575.90	1983 TAXES COLLECTED	5,403,520.11
Civil Defense & Disaster Control	174.75	Reserve For Uncollected Taxes		1983 Taxes Cancelled, Abated or Adjusted	
Environmental Inspection & Control	9,400.00			Transfer to Tax Title Liens or Foreclosed	2,885.71
Other Public Safety				Balance Outstanding Dec. 31, 1983	148,749.56
PUBLIC WORKS		CAPITAL OUTLAY TOTAL		PRIOR YEARS TAXES OUTSTANDING	
Streets and Drainage	184,143.46	Public Enterprises		Balance January 1, 1983	155,425.14
Sewers and Sewage Processing		Recreation—Culture	7,628.17	Collected in 1983	114,390.60
Garbage and Trash Disposal	181,700.00	Public Works	192,079.18	Cancelled, Abated or Adjusted 1983	
Public Buildings and Grounds	32,588.27	Buildings and Grounds		Transfers to Tax Title Liens or Foreclosed	
Other Public Works		Library and Education		Balance December 31, 1983	41,034.54
HEALTH and WELFARE		Conservation		TAX TITLE LIENS OUTSTANDING	
Health Services Except Environmental	20,106.00	All Other		Balance January 1, 1983	5,960.95
Welfare-Public Assistance	3,189.98			Transfer From Taxes	2,885.71
Hospitals, Clinics, First Aid				Redeemed in 1983	600.00
Animal, Insect, & Rodent Control				Cancelled, Abated or Adjusted (1983)	
Other Welfare Services				Transfers to Foreclosed Property	
RECREATION and CONSERVATION				Balance December 31, 1983	8,246.66
Beaches and Boardwalks				PROPERTY ACQUIRED BY DEED OR FORECLOSURE	
Parks, Playgrounds, Shade Trees	400.00			Balance January 1, 1983	44,275.00
Land Reclamation & Conservation	500.00			Transfers From Taxes or Liens	
Other Recreational Services	21,500.00			Sale for Cash (1983)	
EDUCATION (excluding schools)				Cancelled, Abated or Adjusted (1983)	
Libraries	43,409.00			Balance December 31, 1983	44,275.00
Other Educational Services	225.00			CURRENT FINANCES DECEMBER 31, 1983	
STATUTORY EXPENDITURES				ASSETS	
Pensions & F. I. C. A.	103,007.79			Cash Dec. 31, 1983	259,807.91
Employee Fringe Benefits	33,535.33			Taxes Receivable	189,784.10
Other Statutory Expenditures	5,000.00			Tax Title Liens	8,246.66
CETA And Other Public Employment Programs				Foreclosed Property	44,275.00
MUNICIPAL FUNCTIONS				Emergencies & Other Deferred Charges	80,657.02
CAPITAL IMPROVEMENTS				State and Federal Aid Receivable	2,865.91
DEBT SERVICE				Other Receivables	169,509.57
Principal Payments	96,881.70			Total	755,146.17
Interest Payments	98,452.98			LIABILITIES, RESERVES, AND SURPLUS	
DEFERRED CHARGES				Cash Liabilities	172,400.14
SCHOOL, COUNTY, SPECIAL DISTRICT TAXES	31,020.92			Reserves for Receivables	411,815.33
RESERVE FOR UNCOLLECTED TAXES				Surplus Dec. 31, 1983	170,930.70
EXPENDITURES TOTAL	6,554,314.49			Total	755,146.17

1615
Population 1980 22,750
Population 1983 23,464
S & P Rating
Moody Rating AAA

General Tax Rate Per \$100.
6.11
State Equalized Tax Rate
2.74

WEST MILFORD TWP. - PASSAIC COUNTY
Form of Government:
Council-Manager Plan D (OMCL 50)
Number of Members on Governing Body - 5

PER CAPITA:
Gross Debt 545.38
Net Debt 207.79
Debt Service 38.82
Total Tax Levy 747.52
Municipal Expenditures 358.64
PER CENT:
Gross Debt 2.15
Net Debt .82
Tax Levy Collected 96.07
Tax Levy Cancelled, Abated or Adjusted .36

EXPENDITURES		REVENUES-REALIZED		1983 PROPERTY TAX	
GENERAL GOVERNMENT				STATE EQUALIZED TAX RATE →	
Governing Body & Public Boards	26,930.00	1983 Property Taxes Collected	16,837,090.11	Local District School Taxes 1.53	9,731,917.42
Municipal Clerk	158,427.00	1983 Payments in Lieu of Taxes		Regional & Consolidated School Tax	
Financial Administration	100,061.00	Delinquent Tax & Lien Collections	492,977.80	School Taxes in Municipal Budget	
Assessment of Taxes	85,093.00	Business Personalty Replacement Taxes	126,110.88	County Taxes .59	3,775,187.41
Collection of Taxes	141,178.00	Taxes from Public Utilities	1,440,939.00	County Library Taxes	
Planning, Housing & Development	72,389.00	Other Miscellaneous Tax Revenues		Local Municipal Purpose Taxes .62	3,937,000.00
Human Resources	30,570.00	State Aid Revenues	223,490.30	Veteran & Senior Citizen Taxes	185,350.00
Elections	18,365.00	Federal Aid Revenues		Total Taxes for Rate Computation 2.74	17,629,454.83
General Administration (other)	396,592.00	State and Local Fiscal Assistance Act Utilized	436,324.00	Special District Taxes	
JUDICIARY	80,502.00	Sale of Acquired Property	126,717.00	Bank Corp. Taxes	17,020.89
Municipal Courts		Other Miscellaneous Revenues	812,254.77	Added and Omitted Taxes	78,738.82
PUBLIC SAFETY		Total	20,495,909.86	Total Taxes Levied - ABSTRACT	17,539,864.54
Fire Protection	226,341.00	Prior Years Surplus Appropriated	1,200,000.00	Total Taxes Billed	17,526,537.30
Police Protection	1,443,330.00	REVENUES TOTAL	21,695,909.86	1983 TAXES COLLECTED	16,837,090.11
Civil Defense & Disaster Control		Reserve For Uncollected Taxes	665,022.40	1983 Taxes Cancelled, Abated or Adjusted	63,238.68
Environmental Inspection & Control	96,486.00	CAPITAL OUTLAY TOTAL	801,725.29	Transfer to Tax Title Liens or Foreclosed	51,252.53
Other Public Safety		Public Enterprises		Balance Outstanding Dec. 31, 1983	574,955.98
PUBLIC WORKS	1,538,450.00	Recreation—Culture	67,892.25	PRIOR YEARS TAXES OUTSTANDING	
Streets and Drainage		Public Works	571,595.07	Balance January 1, 1983	477,352.07
Sewers and Sewage Processing		Buildings and Grounds	162,237.97	Collected in 1983	446,407.21
Garbage and Trash Disposal	788,000.00	Library and Education		Cancelled, Abated or Adjusted 1983	5,530.48
Public Buildings and Grounds	142,827.00	Conservation		Transfers to Tax Title Liens or Foreclosed	20,676.57
Other Public Works	47,620.00	All Other		Balance December 31, 1983	4,737.81
HEALTH and WELFARE		CAPITAL DEBT AUTHORIZED, DECEMBER 31, 1983		TAX TITLE LIENS OUTSTANDING	
Health Services Except Environmental	172,386.00	ISSUED AND UNISSUED		Balance January 1, 1983	106,296.47
Welfare-Public Assistance	20,718.00	School	7,408,000	Transfer From Taxes	75,323.09
Hospitals, Clinics, First Aid	400.00	Self-liquidating	5,388,845	Redeemed in 1983	46,570.59
Animal, Insect, & Rodent Control	17,091.00	Other	12,796,845	Cancelled, Abated or Adjusted (1983)	1,643.10
Other Welfare Services		Total		Transfers to Foreclosed Property	7,990.31
RECREATION and CONSERVATION		ISSUED AND OUTSTANDING		Balance December 31, 1983	125,415.56
Beaches and Boardwalks		School	7,408,000.00	PROPERTY ACQUIRED BY DEED OR FORECLOSURE	
Parks, Playgrounds, Shade Trees	1,100.00	Self-Liquidating		Balance January 1, 1983	968,696.89
Land Reclamation & Conservation	342,125.00	Other	5,384,050.00	Transfers From Taxes or Liens	9,303.11
Other Recreational Services		Total	12,792,050.00	Sale for Cash (1983)	126,717.00
EDUCATION (excluding schools)		EQUALIZED VALUATION BASIS		Cancelled, Abated or Adjusted (1983)	78,383.00
Libraries	77,000.00	FOR NET DEBT COMPUTATION	594,897,364	Balance December 31, 1983	772,900.00
Other Educational Services		REAL PROPERTY VALUATIONS		CURRENT FINANCES DECEMBER 31, 1983	
STATUTORY EXPENDITURES		Code Class # of Parcels % VAL'N		ASSETS	
Pensions & F. I. C. A.	419,840.00	1 Vacant Land 3982 13.84		Cash Dec. 31, 1983	1,241,557.12
Employee Fringe Benefits	316,650.00	2 Residential 7806 76.85		Taxes Receivable	579,693.79
Other Statutory Expenditures		3 Farm 137 .85		Tax Title Liens	125,415.56
CETA And Other Public Employment Programs		4a Commercial 265 7.00		Foreclosed Property	772,900.00
MUNICIPAL FUNCTIONS	6,760,479.00	4b Industrial 26 1.35		Emergencies & Other Deferred Charges	79,000.00
CAPITAL IMPROVEMENTS *MEMO*	27,000.00	4c Apartments 2 .10		State and Federal Aid Receivable	21,938.19
DEBT SERVICE		Total 12218		Other Receivables	227,558.97
Principal Payments	160,000.00	Land Area 78.30 Sq. Miles		Total	3,048,063.63
Interest Payments	750,934.70	Net Valuation Taxable-Municipal	285,561,350	LIABILITIES, RESERVES, AND SURPLUS	
DEFERRED CHARGES	78,685.04	Net Valuation Taxable-County	615,169,789	Cash Liabilities	693,735.43
SCHOOL, COUNTY, SPECIAL DISTRICT TAXES	13,507,104.83	State Equalized Valuation	632,114,241	Reserves for Receivables	1,686,382.08
RESERVE FOR UNCOLLECTED TAXES	665,022.40	State Equalization Ratio	44.77	Surplus Dec. 31, 1983	667,946.12
EXPENDITURES TOTAL	21,922,225.97			Total	3,048,063.63

0912

Population 1980 39,194
 Population 1983 41,106
 S & P Rating BBB+
 Moody Rating AAA

General Tax Rate Per \$100.
 10.01
 State Equalized Tax Rate
 5.19

WEST NEW YORK TOWN – HUDSON CO.

Form of Government:
Commission (1911)

Number of Members on Governing Body – 5**PER CAPITA:**

Gross Debt 304.78
 Net Debt 143.35
 Debt Service 34.11
 Total Tax Levy 432.01
 Municipal Expenditures 430.28

PER CENT:

Gross Debt 3.86
 Net Debt 1.82
 Tax Levy Collected 93.77
 Tax Levy Cancelled, Abated or Adjusted .59

EXPENDITURES		REVENUES-REALIZED		1983 PROPERTY TAX	
GENERAL GOVERNMENT				STATE EQUALIZED TAX RATE	
Governing Body & Public Boards				Local District School Taxes	1.67
Municipal Clerk	70,360.00	1983 Property Taxes Collected	16,599,811.85	Regional & Consolidated School Tax	
Financial Administration	165,485.95	1983 Payments in Lieu of Taxes	976,479.64	School Taxes in Municipal Budget	.02
Assessment of Taxes	66,945.00	Delinquent Tax & Lien Collections	1,240,144.68	County Taxes	1.08
Collection of Taxes	40,757.64	Business Personalty Replacement Taxes	963,046.20	County Library Taxes	
Planning, Housing & Development	46,393.04	Taxes from Public Utilities	1,144,005.00	Local Municipal Purpose Taxes	2.41
Human Resources	710,728.00	Other Miscellaneous Tax Revenues	6,780.41	Veteran & Senior Citizen Taxes	
Elections	41,000.00	State Aid Revenues	2,083,110.82	Total Taxes for Rate Computation	5.18
General Administration (other)	1,560,273.83	Federal Aid Revenues		Special District Taxes	
JUDICIARY		State and Local Fiscal Assistance Act Utilized	621,189.00	Bank Corp. Taxes	59,910.04
Municipal Courts	52,425.00	Sale of Acquired Property		Added and Omitted Taxes	54,873.19
PUBLIC SAFETY		Other Miscellaneous Revenues	1,225,560.84	Total Taxes Levied - ABSTRACT	17,758,291.76
Fire Protection	3,074,821.77	Total	24,860,128.44	Total Taxes Billed	17,702,024.34
Police Protection	2,600,222.47	Prior Years Surplus Appropriated	1,725,000.00	1983 TAXES COLLECTED	16,599,811.85
Civil Defense & Disaster Control	10,800.00	REVENUES TOTAL	26,585,128.44	1983 Taxes Cancelled, Abated or Adjusted	105,312.82
Environmental Inspection & Control	117,577.00	Reserve For Uncollected Taxes	1,544,000.00	Transfer to Tax Title Liens or Foreclosed	162,955.31
Other Public Safety				Balance Outstanding Dec. 31, 1983	833,944.36
PUBLIC WORKS		CAPITAL OUTLAY TOTAL	1,479,589.32	PRIOR YEARS TAXES OUTSTANDING	
Streets and Drainage	1,176,139.46	Public Enterprises		Balance January 1, 1983	1,066,133.83
Sewers and Sewage Processing	370,000.00	Recreation—Culture	680,248.57	Collected in 1983	970,622.14
Garbage and Trash Disposal	498,000.00	Public Works	213,627.22	Cancelled, Abated or Adjusted 1983	1,468.07
Public Buildings and Grounds	321,627.31	Buildings and Grounds	80,929.49	Transfers to Tax Title Liens or Foreclosed	34,251.95
Other Public Works	62,500.00	Library and Education	504,784.04	Balance December 31, 1983	59,791.67
HEALTH and WELFARE		Conservation		TAX TITLE LIENS OUTSTANDING	
Health Services Except Environmental	299,075.18	All Other		Balance January 1, 1983	545,873.81
Welfare-Public Assistance	60,667.00			Transfer From Taxes	206,611.92
Hospitals, Clinics, First Aid		CAPITAL DEBT AUTHORIZED, DECEMBER 31, 1983		Redeemed in 1983	269,522.54
Animal, Insect, & Rodent Control		ISSUED AND UNISSUED	GROSS DEBT	Cancelled, Abated or Adjusted (1983)	
Other Welfare Services		School	6,636,000	Transfers to Foreclosed Property	
RECREATION and CONSERVATION		Self-liquidating	5,892,374	Balance December 31, 1983	482,963.19
Beaches and Boardwalks		Other	5,892,374	PROPERTY ACQUIRED BY DEED OR FORECLOSURE	
Parks, Playgrounds, Shade Trees	392,000.00	Total	12,528,374	Balance January 1, 1983	178,200.00
Land Reclamation & Conservation				Transfers From Taxes or Liens	
Other Recreational Services	298,300.00	ISSUED AND OUTSTANDING	6,636,000.00	Sale for Cash (1983)	
EDUCATION (excluding schools)		School		Cancelled, Abated or Adjusted (1983)	
Libraries	173,500.00	Self-Liquidating	5,716,000.00	Balance December 31, 1983	178,200.00
Other Educational Services		Other	12,352,000.00	CURRENT FINANCES DECEMBER 31, 1983	
STATUTORY EXPENDITURES		Total		ASSETS	
Pensions & F. I. C. A.	1,543,245.60	EQUALIZED VALUATION BASIS	324,222,370	Cash Dec. 31, 1983	2,519,345.20
Employee Fringe Benefits	981,000.00	FOR NET DEBT COMPUTATION		Taxes Receivable	893,736.03
Other Statutory Expenditures		REAL PROPERTY VALUATIONS		Tax Title Liens	482,963.19
CETA And Other Public Employment Programs		Code Class # of Parcels % VAL'N	ASSESSED VALUATION	Foreclosed Property	178,200.00
MUNICIPAL FUNCTIONS TOTAL	14,733,844.25	1 Vacant Land 80 1.14	1,996,650.00	Emergencies & Other Deferred Charges	103,076.60
CAPITAL IMPROVEMENTS *MEMO*	20,000.00	2 Residential 2632 35.76	62,444,254.00	State and Federal Aid Receivable	5,740.00
DEBT SERVICE		3 Farm		Other Receivables	890,149.28
Principal Payments	831,000.00	4a Commercial 756 23.42	40,905,560.00	Total	5,073,210.30
Interest Payments	571,190.00	4b Industrial 247 10.80	18,868,850.00	LIABILITIES, RESERVES, AND SURPLUS	
TYPE I SCHL DEBT *MEMO	576,660.00	4c Apartments 462 28.87	50,425,050.00	Cash Liabilities	1,248,800.84
		Total	174,640,364.00	Reserves for Receivables	2,397,570.37
DEFERRED CHARGES		Land Area .90 Sq. Miles		Surplus Dec. 31, 1983	1,426,839.09
SCHOOL, COUNTY, SPECIAL DISTRICT TAXES	7,202.70			Total	5,073,210.30
SCHOOL, COUNTY, SPECIAL DISTRICT TAXES	9,446,543.81	Net Valuation Taxable-Municipal	176,238,125		
RESERVE FOR UNCOLLECTED TAXES	1,544,000.00	Net Valuation Taxable-County	335,406,416		
EXPENDITURES TOTAL	27,133,780.76	State Equalized Valuation	338,451,276		
		State Equalization Ratio	51.85		

1981/3000

* ABOVE DEBT SERVICE INCLUDES TYPE I SCHOOL DEBT

*Includes County Health Service Taxes or County Vocational School Taxes. See Table 13.

0722

Population 1980 **39,510**
 Population 1983 **39,959**
 S & P Rating
 Moody Rating **A1**

General Tax Rate Per \$100. **8.79**
 State Equalized Tax Rate **3.80**

WEST ORANGE TOWNSHIP - ESSEX CO.**Form of Government:****Mayor-Council Plan B (OMCL 50)****Number of Members on Governing Body - 5****PER CAPITA:**

Gross Debt **314.85**
 Net Debt **230.11**
 Debt Service **32.29**
 Total Tax Levy **998.19**
 Municipal Expenditures **449.62**

PER CENT:

Gross Debt **1.27**
 Net Debt **.93**
 Tax Levy Collected **98.18**
 Tax Levy Cancelled, Abated or Adjusted **.10**

EXPENDITURES		REVENUES-REALIZED		1983 PROPERTY TAX	
GENERAL GOVERNMENT		1983 Property Taxes Collected		STATE EQUALIZED TAX RATE 1.77	
Governing Body & Public Boards	94,202.00	1983 Payments in Lieu of Taxes	39,138,775.56	Local District School Taxes	18,550,570.50
Municipal Clerk	71,081.00	Delinquent Tax & Lien Collections	147,564.33	Regional & Consolidated School Tax	
Financial Administration	151,795.00	Business Personalty Replacement Taxes	719,543.38	School Taxes in Municipal Budget	
Assessment of Taxes	108,311.00	Taxes from Public Utilities	686,421.12	County Taxes	10,517,833.50
Collection of Taxes	101,321.00	Other Miscellaneous Tax Revenues	3,196,101.00	County Library Taxes	
Planning, Housing & Development	13,100.00	State Aid Revenues	537,001.18	Local Municipal Purpose Taxes	10,673,314.95
Human Resources	114,630.99	Federal Aid Revenues	496,327.41	Veteran & Senior Citizen Taxes	311,850.00
Elections	12,500.00	State and Local Fiscal Assistance Act Utilized		Total Taxes for Rate Computation	40,053,568.95
General Administration (other)	1,154,080.00	Sale of Acquired Property	1,939,077.35	Special District Taxes	64,425.20
JUDICIARY		Other Miscellaneous Revenues	46,860,811.33	Bank Corp. Taxes	80,606.86
Municipal Courts	100,370.00	Prior Years Surplus Appropriated	500,000.00	Added and Omitted Taxes	
PUBLIC SAFETY		REVENUES TOTAL	47,360,811.33	Total Taxes Levied - ABSTRACT	39,886,751.01
Fire Protection	2,606,287.00	Reserve For Uncollected Taxes	1,589,444.74	Total Taxes Billed	39,866,071.87
Police Protection	2,953,112.50	CAPITAL OUTLAY TOTAL	1,446,262.37	1983 TAXES COLLECTED	39,138,775.56
Civil Defense & Disaster Control	11,500.00	Public Enterprises	133,531.16	1983 Taxes Cancelled, Abated or Adjusted	39,435.55
Environmental Inspection & Control	153,817.00	Recreation—Culture	735,379.68	Transfer to Tax Title Liens or Foreclosed	24,889.97
Other Public Safety		Public Works	571,962.85	Balance Outstanding Dec. 31, 1983	662,970.79
PUBLIC WORKS		Buildings and Grounds	5,388.68	PRIOR YEARS TAXES OUTSTANDING	
Streets and Drainage	899,855.00	Library and Education		Balance January 1, 1983	701,586.62
Sewers and Sewage Processing	492,067.00	Conservation		Collected in 1983	673,873.00
Garbage and Trash Disposal	746,862.00	All Other		Cancelled, Abated or Adjusted 1983	5,135.24
Public Buildings and Grounds	67,435.00	CAPITAL DEBT AUTHORIZED, DECEMBER 31, 1983		Transfers to Tax Title Liens or Foreclosed	6,718.32
Other Public Works	1,333,236.00	ISSUED AND UNISSUED		Balance December 31, 1983	15,860.06
HEALTH and WELFARE		School	2,753,000	TAX TITLE LIENS OUTSTANDING	
Health Services Except Environmental	402,472.50	Self-liquidating	9,828,176	Balance January 1, 1983	77,854.39
Welfare-Public Assistance	35,536.00	Other	12,581,176	Transfer From Taxes	32,912.77
Hospitals, Clinics, First Aid	43,639.00	Total		Redeemed in 1983	45,881.84
Animal, Insect, & Rodent Control	46,656.00	ISSUED AND OUTSTANDING		Cancelled, Abated or Adjusted (1983)	
Other Welfare Services	15,347.00	School	2,753,000.00	Transfers to Foreclosed Property	
RECREATION and CONSERVATION		Self-Liquidating	9,287,515.00	Balance December 31, 1983	64,885.32
Beaches and Boardwalks	419,442.00	Other	12,040,515.00	PROPERTY ACQUIRED BY DEED OR FORECLOSURE	
Parks, Playgrounds, Shade Trees	700.00	Total		Balance January 1, 1983	1,316,778.00
Land Reclamation & Conservation	94,434.00	EQUALIZED VALUATION BASIS		Transfers From Taxes or Liens	
Other Recreational Services		FOR NET DEBT COMPUTATION	987,815,929	Sale for Cash (1983)	
EDUCATION (excluding schools)		REAL PROPERTY VALUATIONS		Cancelled, Abated or Adjusted (1983)	
Libraries	590,000.00	Code Class # of Parcels % VAL'N		Balance December 31, 1983	1,316,778.00
Other Educational Services		1 Vacant Land 696 2.65		CURRENT FINANCES DECEMBER 31, 1983	
STATUTORY EXPENDITURES		2 Residential 10186 75.30		ASSETS	
Pensions & F. I. C. A.	1,671,837.00	3 Farm 2 .01		Cash Dec. 31, 1983	7,550,299.86
Employee Fringe Benefits	513,000.00	4a Commercial 370 14.88		Taxes Receivable	678,830.85
Other Statutory Expenditures	5,000.00	4b Industrial 55 2.17		Tax Title Liens	64,885.32
CETA And Other Public Employment Programs	15,023,625.99	4c Apartments 46 4.99		Foreclosed Property	1,316,778.00
MUNICIPAL FUNCTIONS TOTAL	20,785.00	Total 11355		Emergencies & Other Deferred Charges	223,000.00
CAPITAL IMPROVEMENTS *MEMO*				State and Federal Aid Receivable	11,564.68
DEBT SERVICE				Other Receivables	166,342.38
Principal Payments	435,000.00			Total	10,011,701.09
Interest Payments	855,404.45			LIABILITIES, RESERVES, AND SURPLUS	
DEFERRED CHARGES	62,709.90			Cash Liabilities	4,155,206.06
SCHOOL, COUNTY, SPECIAL DISTRICT TAXES	29,068,404.00			Reserves for Receivables	2,138,198.51
RESERVE FOR UNCOLLECTED TAXES	1,589,444.74			Surplus Dec. 31, 1983	3,718,296.52
EXPENDITURES TOTAL	47,034,589.08			Total	10,011,701.09

1616

Population 1980 11,293
 Population 1983 11,360
 S & P Rating
 Moody Rating AAA

General Tax Rate Per \$100. 2.27
 State Equalized Tax Rate 2.26

WEST PATERSON BOROUGH – PASSAIC CO.
Form of Government:
Small Municipality Plan C (OMCL 50)
Number of Members on Governing Body – 7

PER CAPITA:

Gross Debt 468.58
 Net Debt 386.83
 Debt Service 56.18
 Total Tax Levy 654.04
 Municipal Expenditures 250.14

PER CENT:

Gross Debt 1.77
 Net Debt 1.47
 Tax Levy Collected 97.53
 Tax Levy Cancelled, Abated or Adjusted 1.39

EXPENDITURES		REVENUES-REALIZED		1983 PROPERTY TAX	
GENERAL GOVERNMENT				STATE EQUALIZED TAX RATE →	
Governing Body & Public Boards	16,100.00	1983 Property Taxes Collected 7,411,768.83		Local District School Taxes .86	2,774,897.09
Municipal Clerk		1983 Payments in Lieu of Taxes		Regional & Consolidated School Tax .42	1,367,820.20
Financial Administration	19,708.74	Delinquent Tax & Lien Collections 67,936.42		School Taxes in Municipal Budget	
Assessment of Taxes	9,656.30	Business Personalty Replacement Taxes 217,273.68		County Taxes .57	1,838,227.86
Collection of Taxes	31,656.92	Taxes from Public Utilities 453,110.00		County Library Taxes	
Planning, Housing & Development	12,297.40	Other Miscellaneous Tax Revenues		Local Municipal Purpose Taxes .40	1,310,093.56
Human Resources		State Aid Revenues 99,997.10		Veteran & Senior Citizen Taxes	128,000.00
Elections	3,181.75	Federal Aid Revenues		Total Taxes for Rate Computation 2.25	7,419,038.71
General Administration (other)	244,806.38	State and Local Fiscal Assistance Act Utilized 64,826.00		Special District Taxes	
JUDICIARY		Sale of Acquired Property		Bank Corp. Taxes	54,711.51
Municipal Courts	19,100.00	Other Miscellaneous Revenues		Added and Omitted Taxes	84,086.74
PUBLIC SAFETY		Total 8,551,466.41		Total Taxes Levied - ABSTRACT	7,429,838.96
Fire Protection	68,538.07	Prior Years Surplus Appropriated 475,000.00		Total Taxes Billed	7,599,659.22
Police Protection	560,871.57	REVENUES TOTAL 9,026,466.41		1983 TAXES COLLECTED	7,411,768.83
Civil Defense & Disaster Control	300.00	Reserve For Uncollected Taxes 128,967.32		1983 Taxes Cancelled, Abated or Adjusted	105,420.38
Environmental Inspection & Control	48,084.21	CAPITAL OUTLAY TOTAL 681,330.68		Transfer to Tax Title Liens or Foreclosed	1,707.04
Other Public Safety				Balance Outstanding Dec. 31, 1983	80,762.97
PUBLIC WORKS				PRIOR YEARS TAXES OUTSTANDING	
Streets and Drainage	170,128.48	Public Enterprises 5,695.92		Balance January 1, 1983	101,600.79
Sewers and Sewage Processing	168,836.74	Recreation—Culture 2,540.52		Collected in 1983	58,418.32
Garbage and Trash Disposal	178,597.77	Public Works 209,139.32		Cancelled, Abated or Adjusted 1983	
Public Buildings and Grounds	47,849.50	Buildings and Grounds 461,012.89		Transfers to Tax Title Liens or Foreclosed	
Other Public Works	75,897.08	Library and Education 2,942.03		Balance December 31, 1983	43,182.47
HEALTH and WELFARE		Conservation		TAX TITLE LIENS OUTSTANDING	
Health Services Except Environmental	18,925.00	All Other		Balance January 1, 1983	9,674.39
Welfare-Public Assistance	3,184.34			Transfer From Taxes	1,707.04
Hospitals, Clinics, First Aid				Redeemed in 1983	9,518.10
Animal, Insect, & Rodent Control				Cancelled, Abated or Adjusted (1983)	
Other Welfare Services				Transfers to Foreclosed Property	
RECREATION and CONSERVATION				Balance December 31, 1983	1,863.33
Beaches and Boardwalks				PROPERTY ACQUIRED BY DEED OR FORECLOSURE	
Parks, Playgrounds, Shade Trees	22,503.73			Balance January 1, 1983	290,800.00
Land Reclamation & Conservation	9,679.20			Transfers From Taxes or Liens	
Other Recreational Services				Sale for Cash (1983)	
EDUCATION (excluding schools)				Cancelled, Abated or Adjusted (1983)	
Libraries	59,630.48			Balance December 31, 1983	290,800.00
Other Educational Services				CURRENT FINANCES DECEMBER 31, 1983	
STATUTORY EXPENDITURES				ASSETS	
Pensions & F. I. C. A.	132,687.17			Cash Dec. 31, 1983	943,282.93
Employee Fringe Benefits	53,645.58			Taxes Receivable	123,945.44
Other Statutory Expenditures	4,000.00			Tax Title Liens	1,863.33
CETA And Other Public Employment Programs				Foreclosed Property	290,800.00
MUNICIPAL FUNCTIONS TOTAL	1,981,866.41			Emergencies & Other Deferred Charges	51,000.00
CAPITAL IMPROVEMENTS *MEMO*	15,683.00			State and Federal Aid Receivable	
DEBT SERVICE				Other Receivables	19,725.23
Principal Payments	349,600.00			Total	1,430,616.93
Interest Payments	288,621.37			LIABILITIES, RESERVES, AND SURPLUS	
				Cash Liabilities	216,312.80
DEFERRED CHARGES	92,500.00			Reserves for Receivables	436,334.00
SCHOOL, COUNTY, SPECIAL DISTRICT TAXES	5,980,945.15			Surplus Dec. 31, 1983	777,970.13
RESERVE FOR UNCOLLECTED TAXES	128,967.32			Total	1,430,616.93
EXPENDITURES TOTAL	8,822,500.25				

0513

Population 1980 360
 Population 1983 387
 S & P Rating
 Moody Rating

General Tax Rate Per \$100. 1.93
 State Equalized Tax Rate 1.91

WEST WILDWOOD BORO. - CAPE MAY CO.

Form of Government:

Commission (1911)

Number of Members on Governing Body - 3

PER CAPITA:

Gross Debt 1,086.82
 Net Debt 1,086.82
 Debt Service 123.60
 Total Tax Levy 1,335.31
 Municipal Expenditures 1,071.05

PER CENT:

Gross Debt 1.72
 Net Debt 1.72
 Tax Levy Collected 93.34
 Tax Levy Cancelled, Abated or Adjusted

EXPENDITURES		REVENUES-REALIZED		1983 PROPERTY TAX	
GENERAL GOVERNMENT				STATE EQUALIZED TAX RATE .41	110,900.00
Governing Body & Public Boards		1983 Property Taxes Collected	482,514.80	Local District School Taxes	
Municipal Clerk		1983 Payments in Lieu of Taxes		Regional & Consolidated School Tax	
Financial Administration		Delinquent Tax & Lien Collections	35,800.52	School Taxes in Municipal Budget	
Assessment of Taxes	5,140.02	Business Personalty Replacement Taxes	2,567.20	County Taxes	106,886.99
Collection of Taxes	4,850.00	Taxes from Public Utilities	41,807.73	County Library Taxes	6,479.21
Planning, Housing & Development	500.00	Other Miscellaneous Tax Revenues		Local Municipal Purpose Taxes	286,000.00
Human Resources		State Aid Revenues	1,752.77	Veteran & Senior Citizen Taxes	10,950.00
Elections	800.00	Federal Aid Revenues		Total Taxes for Rate Computation	521,216.20
General Administration (other)	73,455.03	State and Local Fiscal Assistance Act Utilized	9,964.00	Special District Taxes	
JUDICIARY		Sale of Acquired Property		Bank Corp. Taxes	
Municipal Courts	4,535.00	Other Miscellaneous Revenues	37,839.84	Added and Omitted Taxes	6,497.18
PUBLIC SAFETY		Total	612,246.86	Total Taxes Levied - ABSTRACT	516,763.38
Fire Protection	5,000.00	Prior Years Surplus Appropriated	46,000.00	Total Taxes Billed	516,923.80
Police Protection	46,515.44	REVENUES TOTAL	658,246.86	1983 TAXES COLLECTED	482,514.80
Civil Defense & Disaster Control	200.00	Reserve For Uncollected Taxes	43,975.12	1983 Taxes Cancelled, Abated or Adjusted	
Environmental Inspection & Control	6,680.00	CAPITAL OUTLAY TOTAL	61,875.32	Transfer to Tax Title Liens or Foreclosed	
Other Public Safety				Balance Outstanding Dec. 31, 1983	34,409.00
PUBLIC WORKS				PRIOR YEARS TAXES OUTSTANDING	
Streets and Drainage	47,120.00	Public Enterprises		Balance January 1, 1983	35,800.52
Sewers and Sewage Processing	67,429.98	Recreation—Culture		Collected in 1983	35,800.52
Garbage and Trash Disposal	28,000.00	Public Works	61,875.32	Cancelled, Abated or Adjusted 1983	
Public Buildings and Grounds	7,500.00	Buildings and Grounds		Transfers to Tax Title Liens or Foreclosed	
Other Public Works	6,380.00	Library and Education		Balance December 31, 1983	
HEALTH and WELFARE		Conservation		TAX TITLE LIENS OUTSTANDING	
Health Services Except Environmental	50.00	All Other		Balance January 1, 1983	2,301.20
Welfare-Public Assistance	305.00	CAPITAL DEBT AUTHORIZED, DECEMBER 31, 1983		Transfer From Taxes	
Hospitals, Clinics, First Aid		ISSUED AND UNISSUED		Redeemed in 1983	
Animal, Insect, & Rodent Control		GROSS DEBT		Cancelled, Abated or Adjusted (1983)	
Other Welfare Services		NET DEBT		Transfers to Foreclosed Property	
RECREATION and CONSERVATION				Balance December 31, 1983	2,301.20
Beaches and Boardwalks				PROPERTY ACQUIRED BY DEED OR	
Parks, Playgrounds, Shade Trees				FORECLOSURE	
Land Reclamation & Conservation				Balance January 1, 1983	
Other Recreational Services				Transfers From Taxes or Liens	
EDUCATION (excluding schools)				Sale for Cash (1983)	
Libraries				Cancelled, Abated or Adjusted (1983)	
Other Educational Services				Balance December 31, 1983	
STATUTORY EXPENDITURES				CURRENT FINANCES DECEMBER 31, 1983	
Pensions & F. I. C. A.	14,002.13			ASSETS	
Employee Fringe Benefits				Cash Dec. 31, 1983	186,366.94
Other Statutory Expenditures	25.00			Taxes Receivable	34,409.00
CETA And Other Public Employment Programs				Tax Title Liens	2,301.20
MUNICIPAL FUNCTIONS TOTAL	318,487.60			Foreclosed Property	
CAPITAL IMPROVEMENTS *MEMO*	2,500.00			Emergencies & Other Deferred Charges	12,600.00
DEBT SERVICE				State and Federal Aid Receivable	
Principal Payments	22,000.00			Other Receivables	610.94
Interest Payments	25,832.75			Total	236,288.08
DEFERRED CHARGES	4,200.00			LIABILITIES, RESERVES, AND SURPLUS	
SCHOOL, COUNTY, SPECIAL DISTRICT TAXES	224,266.20			Cash Liabilities	91,590.82
RESERVE FOR UNCOLLECTED TAXES	43,975.12			Reserves for Receivables	37,321.14
EXPENDITURES TOTAL	638,761.67			Surplus Dec. 31, 1983	107,376.12
				Total	236,288.08

1113

Population 1980 8,542
 Population 1983 9,069
 S & P Rating
 Moody Rating A1

General Tax Rate Per \$100. 2.59
 State Equalized Tax Rate 2.32

WEST WINDSOR TOWNSHIP – MERCER CO.**Form of Government:****Township Committee****Number of Members on Governing Body – 5****PER CAPITA:**

Gross Debt 1,619.41
 Net Debt 1,038.39
 Debt Service 143.83
 Total Tax Levy 1,181.86
 Municipal Expenditures 591.57

PER CENT:

Gross Debt 3.78
 Net Debt 2.43
 Tax Levy Collected 95.76
 Tax Levy Cancelled, Abated or Adjusted .43

EXPENDITURES		REVENUES-REALIZED		1983 PROPERTY TAX STATE EQUALIZED TAX RATE	
GENERAL GOVERNMENT					
Governing Body & Public Boards		1983 Property Taxes Collected	10,248,915.29	Local District School Taxes	
Municipal Clerk	72,112.00	1983 Payments in Lieu of Taxes	11,361.00	Regional & Consolidated School Tax	1.13
Financial Administration	31,187.00	Delinquent Tax & Lien Collections	455,063.14	School Taxes in Municipal Budget	
Assessment of Taxes	25,885.00	Business Personalty Replacement Taxes	258,156.38	County Taxes	.72
Collection of Taxes	295,145.60	Taxes from Public Utilities	1,164,817.00	County Library Taxes	.04
Planning, Housing & Development		Other Miscellaneous Tax Revenues		Local Municipal Purpose Taxes	.43
Human Resources		State Aid Revenues	57,196.73	Veteran & Senior Citizen Taxes	
Elections	2,000.00	Federal Aid Revenues		Total Taxes for Rate Computation	2.32
General Administration (other)	403,803.00	State and Local Fiscal Assistance Act Utilized	62,059.69	Special District Taxes	
JUDICIARY	47,156.41	Sale of Acquired Property		Bank Corp. Taxes	16,997.51
Municipal Courts		Other Miscellaneous Revenues	1,604,059.51	Added and Omitted Taxes	374,368.16
PUBLIC SAFETY		Total	13,861,628.74	Total Taxes Levied - ABSTRACT	10,718,289.15
Fire Protection	179,338.69	Prior Years Surplus Appropriated	560,000.00	Total Taxes Billed	10,703,052.91
Police Protection	971,751.00	REVENUES TOTAL	14,421,628.74	1983 TAXES COLLECTED	10,248,915.29
Civil Defense & Disaster Control	5,885.00	Reserve For Uncollected Taxes	492,000.00	1983 Taxes Cancelled, Abated or Adjusted	45,973.45
Environmental Inspection & Control	74,767.00	CAPITAL OUTLAY TOTAL	749,996.53	Transfer to Tax Title Liens or Foreclosed	4,682.72
Other Public Safety				Balance Outstanding Dec. 31, 1983	403,481.45
PUBLIC WORKS				PRIOR YEARS TAXES OUTSTANDING	
Streets and Drainage	222,075.14	Public Enterprises		Balance January 1, 1983	463,355.01
Sewers and Sewage Processing	468,970.00	Recreation—Culture		Collected in 1983	450,582.48
Garbage and Trash Disposal	150,000.00	Public Works	741,681.22	Cancelled, Abated or Adjusted 1983	703.28
Public Buildings and Grounds	93,044.00	Buildings and Grounds	8,315.31	Transfers to Tax Title Liens or Foreclosed	
Other Public Works		Library and Education		Balance December 31, 1983	12,069.25
HEALTH and WELFARE		Conservation		TAX TITLE LIENS OUTSTANDING	
Health Services Except Environmental	44,739.00	All Other		Balance January 1, 1983	14,832.45
Welfare-Public Assistance	11,053.00	CAPITAL DEBT AUTHORIZED, DECEMBER 31, 1983		Transfer From Taxes	4,682.72
Hospitals, Clinics, First Aid		ISSUED AND UNISSUED		Redeemed in 1983	4,480.66
Animal, Insect, & Rodent Control	12,651.00	School	3,263,804	Cancelled, Abated or Adjusted (1983)	
Other Welfare Services		Self-liquidating	11,422,624	Transfers to Foreclosed Property	
RECREATION and CONSERVATION		Other	14,686,429	Balance December 31, 1983	15,034.51
Beaches and Boardwalks		Total		PROPERTY ACQUIRED BY DEED OR FORECLOSURE	
Parks, Playgrounds, Shade Trees	5,450.00	ISSUED AND OUTSTANDING		Balance January 1, 1983	9,720.00
Land Reclamation & Conservation	12,320.00	School	3,263,804.77	Transfers From Taxes or Liens	
Other Recreational Services	32,674.00	Self-liquidating	9,715,000.00	Sale for Cash (1983)	
EDUCATION (excluding schools)		Other	12,978,804.77	Cancelled, Abated or Adjusted (1983)	
Libraries		Total		Balance December 31, 1983	9,720.00
Other Educational Services		EQUALIZED VALUATION BASIS		CURRENT FINANCES DECEMBER 31, 1983	
STATUTORY EXPENDITURES		FOR NET DEBT COMPUTATION	388,271,899	ASSETS	
Pensions & F. I. C. A.	233,920.00	REAL PROPERTY VALUATIONS		Cash Dec. 31, 1983	1,681,549.62
Employee Fringe Benefits	111,489.00	Code Class # of Parcels % VAL'N		Taxes Receivable	415,550.70
Other Statutory Expenditures	7,096.00	1 Vacant Land 295 4.39		Tax Title Liens	15,034.51
CETA And Other Public Employment Programs		2 Residential 2237 59.60		Foreclosed Property	9,720.00
MUNICIPAL FUNCTIONS		3 Farm 324 2.78		Emergencies & Other Deferred Charges	33,083.09
CAPITAL IMPROVEMENTS	100,650.00	4a Commercial 134 16.32		State and Federal Aid Receivable	3,651.94
DEBT SERVICE		4b Industrial 29 15.15		Other Receivables	46,132.44
Principal Payments	100,000.00	4c Apartments 6 1.75		Total	2,204,722.30
Interest Payments	1,204,400.20	Total 3025		LIABILITIES, RESERVES, AND SURPLUS	
		Land Area 26.84 Sq. Miles		Cash Liabilities	441,584.54
DEFERRED CHARGES		Net Valuation Taxable-Municipal	398,790,918	Reserves for Receivables	486,437.65
SCHOOL, COUNTY, SPECIAL DISTRICT TAXES	8,411,148.28	Net Valuation Taxable-County	414,231,909	Surplus Dec. 31, 1983	1,276,700.11
RESERVE FOR UNCOLLECTED TAXES	492,000.00	State Equalized Valuation	444,954,963	Total	2,204,722.30
EXPENDITURES TOTAL	13,776,091.77	State Equalization Ratio	89.47		

General Tax Rate Per \$100.	2.84
State Equalized Tax Rate	2.72

WESTAMPTON TWP. – BURLINGTON CO.
Form of Government:
Township Committee
Number of Members on Governing Body – 5

PER CAPITA:		PER CENT:	
Gross Debt	604.10	Gross Debt	2.95
Net Debt	71.03	Net Debt	.35
Debt Service	5.61	Tax Levy Collected	96.51
Total Tax Levy	635.92	Tax Levy Cancelled, Abated	
Municipal Expenditures	286.05	or Adjusted	.51

EXPENDITURES		REVENUES-REALIZED		1983 PROPERTY TAX	
GENERAL GOVERNMENT				STATE EQUALIZED TAX RATE	
Governing Body & Public Boards		1983 Property Taxes Collected	2,441,601.87	Local District School Taxes	1.10
Municipal Clerk		1983 Payments in Lieu of Taxes	639.61	Regional & Consolidated School Tax	.76
Financial Administration	23,244.07	Delinquent Tax & Lien Collections	83,570.87	School Taxes in Municipal Budget	
Assessment of Taxes	10,870.00	Business Personalty Replacement Taxes	45,080.80	County Taxes	.57
Collection of Taxes	18,292.27	Taxes from Public Utilities	378,666.00	County Library Taxes	.03
Planning, Housing & Development	6,725.70	Other Miscellaneous Tax Revenues		Local Municipal Purpose Taxes	.26
Human Resources		State Aid Revenues	18,909.67	Veteran & Senior Citizen Taxes	
Elections	690.87	Federal Aid Revenues		Total Taxes for Rate Computation	2.72
General Administration (other)	151,383.07	State and Local Fiscal Assistance Act Utilized	15,161.00	Special District Taxes	
JUDICIARY		Sale of Acquired Property		Bank Corp. Taxes	
Municipal Courts	43,859.71	Other Miscellaneous Revenues	292,732.64	Added and Omitted Taxes	146,598.30
PUBLIC SAFETY		Total	3,276,362.46	Total Taxes Levied - ABSTRACT	2,529,043.59
Fire Protection	72,000.50	Prior Years Surplus Appropriated	200,000.00	Total Taxes Billed	2,529,824.20
Police Protection	387,682.58	REVENUES	3,476,362.46	1983 TAXES COLLECTED	2,441,601.87
Civil Defense & Disaster Control	1,710.00	Reserve For Uncollected Taxes	95,299.97	1983 Taxes Cancelled, Abated or Adjusted	13,022.48
Environmental Inspection & Control	35,655.00	CAPITAL OUTLAY	183,209.76	Transfer to Tax Title Liens or Foreclosed	966.44
Other Public Safety		TOTAL	183,209.76	Balance Outstanding Dec. 31, 1983	74,233.41
PUBLIC WORKS				PRIOR YEARS TAXES OUTSTANDING	
Streets and Drainage	83,363.68	Public Enterprises		Balance January 1, 1983	85,874.32
Sewers and Sewage Processing	1,000.00	Recreation—Culture		Collected in 1983	81,222.20
Garbage and Trash Disposal	72,376.00	Public Works		Cancelled, Abated or Adjusted 1983	1,862.33
Public Buildings and Grounds	20,572.41	Buildings and Grounds	183,209.76	Transfers to Tax Title Liens or Foreclosed	1,514.15
Other Public Works	6,654.81	Library and Education		Balance December 31, 1983	1,275.64
HEALTH and WELFARE		Conservation		TAX TITLE LIENS OUTSTANDING	
Health Services Except Environmental	3,572.74	All Other		Balance January 1, 1983	13,087.86
Welfare-Public Assistance	4,984.54	CAPITAL DEBT AUTHORIZED, DECEMBER 31, 1983		Transfer From Taxes	4,396.74
Hospitals, Clinics, First Aid		ISSUED AND UNISSUED		Redeemed in 1983	2,573.67
Animal, Insect, & Rodent Control		School	2,120,000	Cancelled, Abated or Adjusted (1983)	
Other Welfare Services		Self-liquidating		Transfers to Foreclosed Property	
RECREATION and CONSERVATION		Other	282,500	Balance December 31, 1983	14,910.93
Beaches and Boardwalks		Total	2,402,500	PROPERTY ACQUIRED BY DEED OR FORECLOSURE	
Parks, Playgrounds, Shade Trees				Balance January 1, 1983	82,460.10
Land Reclamation & Conservation	1,366.90	ISSUED AND OUTSTANDING		Transfers From Taxes or Liens	489.90
Other Recreational Services	17,250.65	School	2,120,000.00	Sale for Cash (1983)	
EDUCATION (excluding schools)		Self-Liquidating		Cancelled, Abated or Adjusted (1983)	
Libraries		Other	282,500.00	Balance December 31, 1983	82,950.00
Other Educational Services		Total	2,402,500.00	CURRENT FINANCES DECEMBER 31, 1983	
STATUTORY EXPENDITURES		EQUALIZED VALUATION BASIS		ASSETS	
Pensions & F. I. C. A.	51,036.42	FOR NET DEBT COMPUTATION	81,355,261	Cash Dec. 31, 1983	911,403.02
Employee Fringe Benefits		REAL PROPERTY VALUATIONS		Taxes Receivable	75,509.05
Other Statutory Expenditures	5,000.00	Code Class # of Parcels % VAL'N	ASSESSED VALUATION	Tax Title Liens	14,910.93
CETA And Other Public Employment Programs		1 Vacant Land 349 6.83	5,650,650.00	Foreclosed Property	82,950.00
MUNICIPAL FUNCTIONS	1,019,291.92	2 Residential 1112 73.13	60,527,300.00	Emergencies & Other Deferred Charges	8,148.65
CAPITAL IMPROVEMENTS	10,000.00	3 Farm 124 3.82	3,163,350.00	State and Federal Aid Receivable	496.19
DEBT SERVICE		4a Commercial 57 8.58	7,102,100.00	Other Receivables	12,162.32
Principal Payments	10,000.00	4b Industrial 3 7.63	6,318,200.00	Total	1,105,580.16
Interest Payments	12,328.11	4c Apartments		LIABILITIES, RESERVES, AND SURPLUS	
		Total 1645	82,761,600.00	Cash Liabilities	660,626.53
DEFERRED CHARGES	708.89	Land Area 11.04 Sq. Miles		Reserves for Receivables	185,532.30
SCHOOL, COUNTY, SPECIAL DISTRICT TAXES	2,158,945.90	Net Valuation Taxable-Municipal	83,916,405	Surplus Dec. 31, 1983	259,421.33
RESERVE FOR UNCOLLECTED TAXES	95,299.97	Net Valuation Taxable-County	84,114,386	Total	1,105,580.16
EXPENDITURES	3,296,574.79	State Equalized Valuation	87,544,784		
		State Equalization Ratio	95.80		

2020
Population 1980 30,447
Population 1983 30,354
S & P Rating
Moody Rating AA

General Tax Rate Per \$100.
2.32
State Equalized Tax Rate
2.39

WESTFIELD TOWN – UNION COUNTY
Form of Government:
Special Charter (P.L. 1967 c. 195)
Number of Members on Governing Body – 9

PER CAPITA:
Gross Debt 157.03
Net Debt 106.23
Debt Service 5.51
Total Tax Levy 888.14
Municipal Expenditures 322.33
PER CENT:
Gross Debt .45
Net Debt .31
Tax Levy Collected 98.05
Tax Levy Cancelled, Abated or Adjusted .22

EXPENDITURES		REVENUES-REALIZED		1983 PROPERTY TAX	
GENERAL GOVERNMENT				STATE EQUALIZED TAX RATE 1.56	
Governing Body & Public Boards		1983 Property Taxes Collected	26,400,356.19	Local District School Taxes	17,466,685.00
Municipal Clerk		1983 Payments in Lieu of Taxes	76,385.00	Regional & Consolidated School Tax	
Financial Administration	54,650.00	Delinquent Tax & Lien Collections	443,674.71	School Taxes in Municipal Budget	
Assessment of Taxes	82,300.00	Business Personalty Replacement Taxes	338,765.60	County Taxes	5,558,647.93
Collection of Taxes	48,450.00	Taxes from Public Utilities	1,995,630.00	County Library Taxes	
Planning, Housing & Development	14,750.00	Other Miscellaneous Tax Revenues		Local Municipal Purpose Taxes	3,816,470.39
Human Resources		State Aid Revenues	341,414.12	Veteran & Senior Citizen Taxes	219,100.00
Elections		Federal Aid Revenues		Total Taxes for Rate Computation	27,060,903.32
General Administration (other)	879,556.00	State and Local Fiscal Assistance Act Utilized	116,250.00	Special District Taxes	
JUDICIARY		Sale of Acquired Property		Bank Corp. Taxes	31,914.57
Municipal Courts	91,000.00	Other Miscellaneous Revenues	2,092,240.44	Added and Omitted Taxes	84,797.16
PUBLIC SAFETY		Total	31,804,716.06	Total Taxes Levied - ABSTRACT	26,958,515.05
Fire Protection	1,367,543.41	Prior Years Surplus Appropriated	1,950,000.00	Total Taxes Billed	26,926,000.48
Police Protection	1,825,080.00	REVENUES	33,754,716.06	1983 TAXES COLLECTED	26,400,356.19
Civil Defense & Disaster Control	1,000.00	Reserve For Uncollected Taxes	1,201,600.00	1983 Taxes Cancelled, Abated or Adjusted	57,959.12
Environmental Inspection & Control	34,100.00	CAPITAL OUTLAY	809,293.55	Transfer to Tax Title Liens or Foreclosed	11,674.20
Other Public Safety		TOTAL		Balance Outstanding Dec. 31, 1983	456,610.97
PUBLIC WORKS				PRIOR YEARS TAXES OUTSTANDING	
Streets and Drainage	804,050.00	Public Enterprises	14,994.66	Balance January 1, 1983	411,378.52
Sewers and Sewage Processing	519,400.00	Recreation—Culture	94,087.50	Collected in 1983	410,466.76
Garbage and Trash Disposal	10,260.00	Public Works	572,261.04	Cancelled, Abated or Adjusted 1983	911.76
Public Buildings and Grounds	167,100.00	Buildings and Grounds	82,025.15	Transfers to Tax Title Liens or Foreclosed	
Other Public Works		Library and Education	2,726.05	Balance December 31, 1983	
HEALTH and WELFARE		Conservation	42,599.15	TAX TITLE LIENS OUTSTANDING	
Health Services Except Environmental	141,596.50	All Other		Balance January 1, 1983	48,132.12
Welfare-Public Assistance	27,450.00	CAPITAL DEBT AUTHORIZED, DECEMBER 31, 1983		Transfer From Taxes	78.88
Hospitals, Clinics, First Aid	10,500.00	ISSUED AND UNISSUED		Redeemed in 1983	33,207.95
Animal, Insect, & Rodent Control	8,500.00	School	1,252,000	Cancelled, Abated or Adjusted (1983)	
Other Welfare Services		Self-liquidating	290,000	Transfers to Foreclosed Property	14,091.75
RECREATION and CONSERVATION		Other	3,224,380	Balance December 31, 1983	911.30
Beaches and Boardwalks		Total	4,766,380	PROPERTY ACQUIRED BY DEED OR FORECLOSURE	
Parks, Playgrounds, Shade Trees	535,140.00	ISSUED AND OUTSTANDING		Balance January 1, 1983	644,992.93
Land Reclamation & Conservation		School	1,252,000.00	Transfers From Taxes or Liens	25,687.07
Other Recreational Services	137,900.00	Self-Liquidating	180,000.00	Sale for Cash (1983)	383,260.00
EDUCATION (excluding schools)		Other	1,957,000.00	Cancelled, Abated or Adjusted (1983)	
Libraries	385,701.00	Total	3,389,000.00	Balance December 31, 1983	287,420.00
Other Educational Services		EQUALIZED VALUATION BASIS		CURRENT FINANCES DECEMBER 31, 1983	
STATUTORY EXPENDITURES		FOR NET DEBT COMPUTATION	1,054,874,322	ASSETS	
Pensions & F. I. C. A.	830,700.00	REAL PROPERTY VALUATIONS		Cash Dec. 31, 1983	12,420,386.36
Employee Fringe Benefits	298,300.00	Code Class # of Parcels % VAL'N		Taxes Receivable	456,610.97
Other Statutory Expenditures	26,000.00	1 Vacant Land 379 .61		Tax Title Liens	911.30
CETA And Other Public Employment Programs		2 Residential 8741 87.58	1,005,028,100.00	Foreclosed Property	287,420.00
MUNICIPAL FUNCTIONS	8,351,026.91	3 Farm 2	8,100.00	Emergencies & Other Deferred Charges	88,000.00
CAPITAL IMPROVEMENTS	50,000.00	4a Commercial 429 9.42	108,087,800.00	State and Federal Aid Receivable	352.90
DEBT SERVICE		4b Industrial 20 .80	9,165,500.00	Other Receivables	6,106.05
Principal Payments	90,000.00	4c Apartments 11 1.59	18,251,000.00	Total	13,259,787.58
Interest Payments	77,296.00	Total 9582	1,147,499,000.00	LIABILITIES, RESERVES, AND SURPLUS	
DEFERRED CHARGES	64,000.00	Land Area 6.50 Sq. Miles		Cash Liabilities	10,179,219.41
SCHOOL, COUNTY, SPECIAL DISTRICT TAXES	23,025,332.93	Net Valuation Taxable-Municipal	1,157,450,597	Reserves for Receivables	751,048.32
RESERVE FOR UNCOLLECTED TAXES	1,201,600.00	Net Valuation Taxable-County	1,091,471,695	Surplus Dec. 31, 1983	2,329,519.85
EXPENDITURES	32,809,255.84	State Equalized Valuation	1,121,980,064	Total	13,259,787.58
TOTAL		State Equalization Ratio	103.19		

0821

Population 1980 4,786
 Population 1983 4,791
 S & P Rating
 Moody Rating

General Tax Rate Per \$100.
 3.49
 State Equalized Tax Rate
 2.55

WESTVILLE BOROUGH – GLOUCESTER CO.
Form of Government:
Borough Council
Number of Members on Governing Body – 6

PER CAPITA:
 Gross Debt 653.60
 Net Debt 126.29
 Debt Service 11.74
 Total Tax Levy 409.61
 Municipal Expenditures 281.56

PER CENT:
 Gross Debt 4.31
 Net Debt .83
 Tax Levy Collected 96.16
 Tax Levy Cancelled, Abated or Adjusted

EXPENDITURES		REVENUES-REALIZED		1983 PROPERTY TAX	
GENERAL GOVERNMENT				STATE EQUALIZED TAX RATE	
Governing Body & Public Boards		1983 Property Taxes Collected	1,881,012.28	Local District School Taxes .62	477,889.50
Municipal Clerk	24,339.40	1983 Payments in Lieu of Taxes		Regional & Consolidated School Tax .82	625,388.16
Financial Administration	26,089.38	Delinquent Tax & Lien Collections	65,322.54	School Taxes in Municipal Budget	
Assessment of Taxes	6,290.45	Business Personalty Replacement Taxes	45,409.08	County Taxes .61	464,543.62
Collection of Taxes	18,819.38	Taxes from Public Utilities	244,820.00	County Library Taxes	
Planning, Housing & Development	4,250.00	Other Miscellaneous Tax Revenues		Local Municipal Purpose Taxes .50	387,000.00
Human Resources		State Aid Revenues	62,794.70	Veteran & Senior Citizen Taxes	87,150.00
Elections	1,276.29	Federal Aid Revenues		Total Taxes for Rate Computation 2.55	2,041,971.28
General Administration (other)	130,675.27	State and Local Fiscal Assistance Act Utilized	39,790.00	Special District Taxes	
JUDICIARY		Sale of Acquired Property	6,128.00	Bank Corp. Taxes	6,287.86
Municipal Courts	31,766.43	Other Miscellaneous Revenues	402,022.20	Added and Omitted Taxes	1,355.60
PUBLIC SAFETY		Total	2,747,298.80	Total Taxes Levied - ABSTRACT	1,962,464.74
Fire Protection	34,598.98	Prior Years Surplus Appropriated	159,625.51	Total Taxes Billed	1,956,176.88
Police Protection	321,066.46	REVENUES TOTAL	2,906,924.31	1983 TAXES COLLECTED	1,881,012.28
Civil Defense & Disaster Control	722.50	Reserve For Uncollected Taxes	78,160.00	1983 Taxes Cancelled, Abated or Adjusted	
Environmental Inspection & Control	10,973.75	CAPITAL OUTLAY TOTAL	74,187.00	Transfer to Tax Title Liens or Foreclosed Balance Outstanding Dec. 31, 1983	75,164.60
Other Public Safety				PRIOR YEARS TAXES OUTSTANDING	
PUBLIC WORKS				Balance January 1, 1983	66,884.43
Streets and Drainage	146,901.47	Public Enterprises		Collected in 1983	64,727.66
Sewers and Sewage Processing	202,471.75	Recreation—Culture		Cancelled, Abated or Adjusted 1983	
Garbage and Trash Disposal	55,506.54	Public Works	19,648.00	Transfers to Tax Title Liens or Foreclosed	644.19
Public Buildings and Grounds	7,232.48	Buildings and Grounds	54,539.00	Balance December 31, 1983	1,512.58
Other Public Works		Library and Education		TAX TITLE LIENS OUTSTANDING	
HEALTH and WELFARE		Conservation		Balance January 1, 1983	3,410.54
Health Services Except Environmental	845.03	All Other		Transfer From Taxes	644.19
Welfare-Public Assistance	10,170.11	CAPITAL DEBT AUTHORIZED, DECEMBER 31, 1983		Redeemed in 1983	594.88
Hospitals, Clinics, First Aid		ISSUED AND UNISSUED		Cancelled, Abated or Adjusted (1983)	
Animal, Insect, & Rodent Control	200.00	School	1,748,111	Transfers to Foreclosed Property	
Other Welfare Services		Self-liquidating	1,140,696	Balance December 31, 1983	3,459.85
RECREATION and CONSERVATION		Other	242,602	PROPERTY ACQUIRED BY DEED OR FORECLOSURE	
Beaches and Boardwalks		Total	3,131,410	Balance January 1, 1983	19,728.00
Parks, Playgrounds, Shade Trees	30,355.90	ISSUED AND OUTSTANDING		Transfers From Taxes or Liens	
Land Reclamation & Conservation		School	1,748,111.23	Sale for Cash (1983)	6,128.00
Other Recreational Services	5,939.38	Self-Liquidating	1,122,696.90	Cancelled, Abated or Adjusted (1983)	
EDUCATION (excluding schools)		Other	220,590.00	Balance December 31, 1983	13,600.00
Libraries	19,707.00	Total	3,091,398.13	CURRENT FINANCES DECEMBER 31, 1983	
Other Educational Services		EQUALIZED VALUATION BASIS		ASSETS	
STATUTORY EXPENDITURES		FOR NET DEBT COMPUTATION	72,664,548	Cash Dec. 31, 1983	260,581.37
Pensions & F. I. C. A.	74,365.43	REAL PROPERTY VALUATIONS		Taxes Receivable	76,677.18
Employee Fringe Benefits	39,714.44	Code Class # of Parcels % VAL'N		Tax Title Liens	3,459.85
Other Statutory Expenditures	2,500.00	1 Vacant Land 85 1.80		Foreclosed Property	13,600.00
CETA And Other Public Employment Programs		2 Residential 1368 68.89		Emergencies & Other Deferred Charges	
MUNICIPAL FUNCTIONS TOTAL	1,206,777.82	3 Farm		State and Federal Aid Receivable	4,093.36
CAPITAL IMPROVEMENTS *MEMO*	3,000.00	4a Commercial 118 15.03		Other Receivables	49,540.58
DEBT SERVICE		4b Industrial 13 8.75		Total	407,952.34
Principal Payments	41,429.00	4c Apartments 11 5.53		LIABILITIES, RESERVES, AND SURPLUS	
Interest Payments	14,815.77	Total 1595		Cash Liabilities	77,668.15
DEFERRED CHARGES		Land Area 1.21 Sq. Miles		Reserves for Receivables	128,817.61
SCHOOL, COUNTY, SPECIAL DISTRICT TAXES	7,770.00	Net Valuation Taxable-Municipal	56,120,632	Surplus Dec. 31, 1983	201,466.58
RESERVE FOR UNCOLLECTED TAXES	1,567,821.28	Net Valuation Taxable-County	75,076,299	Total	407,952.34
EXPENDITURES TOTAL	2,916,773.87	State Equalized Valuation	76,523,694		
		State Equalization Ratio	73.14		

0267

Population 1980 10,714

Population 1983 10,864

S & P Rating

Moody Rating A1

General Tax Rate Per \$100.

3.30

State Equalized Tax Rate

2.24

WESTWOOD BOROUGH – BERGEN COUNTY**Form of Government:****Borough Council****Number of Members on Governing Body – 6****PER CAPITA:**

Gross Debt 430.90

Net Debt 299.79

Debt Service 22.37

Total Tax Levy 737.33

Municipal Expenditures 357.34

PER CENT:

Gross Debt 1.42

Net Debt .99

Tax Levy Collected 97.91

Tax Levy Cancelled, Abated

or Adjusted .10

EXPENDITURES		REVENUES-REALIZED		1983 PROPERTY TAX	
GENERAL GOVERNMENT				STATE EQUALIZED TAX RATE →	
Governing Body & Public Boards	5,500.00	1983 Property Taxes Collected		Local District School Taxes	
Municipal Clerk		1983 Payments in Lieu of Taxes		Regional & Consolidated School Tax	1.31
Financial Administration	20,500.00	Delinquent Tax & Lien Collections		School Taxes in Municipal Budget	
Assessment of Taxes	30,303.00	Business Personality Replacement Taxes		County Taxes	.36
Collection of Taxes	63,350.00	Taxes from Public Utilities		County Library Taxes	
Planning, Housing & Development	15,500.00	Other Miscellaneous Tax Revenues		Local Municipal Purpose Taxes	.57
Human Resources	1,600.00	State Aid Revenues		Veteran & Senior Citizen Taxes	
Elections	2,800.00	Federal Aid Revenues		Total Taxes for Rate Computation	2.24
General Administration (other)	273,419.00	State and Local Fiscal Assistance Act Utilized		Special District Taxes	
JUDICIARY		Sale of Acquired Property		Bank Corp. Taxes	
Municipal Courts	37,468.00	Other Miscellaneous Revenues		Added and Omitted Taxes	
PUBLIC SAFETY		Total		Total Taxes Levied - ABSTRACT	
Fire Protection	135,300.00	Prior Years Surplus Appropriated		Total Taxes Billed	
Police Protection	928,200.00	REVENUES TOTAL		1983 TAXES COLLECTED	
Civil Defense & Disaster Control	300.00	Reserve For Uncollected Taxes		1983 Taxes Cancelled, Abated or Adjusted	
Environmental Inspection & Control	59,013.00	CAPITAL OUTLAY TOTAL		Transfer to Tax Title Liens or Foreclosed	
Other Public Safety				Balance Outstanding Dec. 31, 1983	
PUBLIC WORKS				PRIOR YEARS TAXES OUTSTANDING	
Streets and Drainage	598,132.00	Public Enterprises		Balance January 1, 1983	
Sewers and Sewage Processing	371,008.00	Recreation—Culture		Collected in 1983	
Garbage and Trash Disposal		Public Works		Cancelled, Abated or Adjusted 1983	
Public Buildings and Grounds	115,223.48	Buildings and Grounds		Transfers to Tax Title Liens or Foreclosed	
Other Public Works		Library and Education		Balance December 31, 1983	
HEALTH and WELFARE		Conservation		TAX TITLE LIENS OUTSTANDING	
Health Services Except Environmental	64,725.00	All Other		Balance January 1, 1983	
Welfare-Public Assistance	13,088.00	CAPITAL DEBT AUTHORIZED, DECEMBER 31, 1983		Transfer From Taxes	
Hospitals, Clinics, First Aid		ISSUED AND UNISSUED GROSS DEBT NET DEBT		Redeemed in 1983	
Animal, Insect, & Rodent Control		School 1,367,082		Cancelled, Abated or Adjusted (1983)	
Other Welfare Services		Self-liquidating 3,314,179		Transfers to Foreclosed Property	
RECREATION and CONSERVATION		Other 4,681,262		Balance December 31, 1983	
Beaches and Boardwalks		Total 3,256,925		PROPERTY ACQUIRED BY DEED OR	
Parks, Playgrounds, Shade Trees	1,750.00	ISSUED AND OUTSTANDING		FORECLOSURE	
Land Reclamation & Conservation	50.00	School 1,367,082.50		Balance January 1, 1983	
Other Recreational Services	106,046.00	Self-liquidating 2,299,400.00		Transfers From Taxes or Liens	
EDUCATION (excluding schools)		Other 3,666,482.50		Sale for Cash (1983)	
Libraries	127,000.00	Total 3,666,482.50		Cancelled, Abated or Adjusted (1983)	
Other Educational Services		EQUALIZED VALUATION BASIS		Balance December 31, 1983	
STATUTORY EXPENDITURES		FOR NET DEBT COMPUTATION		CURRENT FINANCES DECEMBER 31, 1983	
Pensions & F. I. C. A.	262,363.55	REAL PROPERTY VALUATIONS		ASSETS	
Employee Fringe Benefits	111,127.83	Code Class # of Parcels % VAL'N		Cash Dec. 31, 1983	
Other Statutory Expenditures	10,500.00	1 Vacant Land 206 1.03		Taxes Receivable	
CETA And Other Public Employment Programs		2 Residential 2912 71.96		Tax Title Liens	
MUNICIPAL FUNCTIONS		3 Farm		Foreclosed Property	
CAPITAL IMPROVEMENTS		4a Commercial 203 18.03		Emergencies & Other Deferred Charges	
DEBT SERVICE		4b Industrial 33 4.03		State and Federal Aid Receivable	
Principal Payments	110,000.00	4c Apartments 23 4.96		Other Receivables	
Interest Payments	133,024.13	Total 3377		Total	
DEFERRED CHARGES		Land Area 2.40 Sq. Miles		LIABILITIES, RESERVES, AND SURPLUS	
SCHOOL, COUNTY, SPECIAL DISTRICT TAXES	20,864.98	Net Valuation Taxable-Municipal		Cash Liabilities	
RESERVE FOR UNCOLLECTED TAXES	5,923,706.81	Net Valuation Taxable-County		Reserves for Receivables	
EXPENDITURES TOTAL	264,019.01	State Equalized Valuation		Surplus Dec. 31, 1983	
	9,805,881.79	State Equalization Ratio		Total	

0123
Population 1980 1,260
Population 1983 1,319
S & P Rating
Moody Rating

General Tax Rate Per \$100. 4.78
State Equalized Tax Rate 2.02

WEYMOUTH TOWNSHIP - ATLANTIC CO.
Form of Government:
Township Committee
Number of Members on Governing Body - 3

PER CAPITA:
Gross Debt 62.39
Net Debt 9.32
Debt Service 10.91
Total Tax Levy 416.92
Municipal Expenditures 201.89

PER CENT:
Gross Debt .31
Net Debt .05
Tax Levy Collected 86.14
Tax Levy Cancelled, Abated or Adjusted

EXPENDITURES		REVENUES-REALIZED		1983 PROPERTY TAX	
GENERAL GOVERNMENT				STATE EQUALIZED TAX RATE	
Governing Body & Public Boards		1983 Property Taxes Collected	471,439.58	Local District School Taxes 1.48	396,162.00
Municipal Clerk		1983 Payments in Lieu of Taxes		Regional & Consolidated School Tax	
Financial Administration	7,700.00	Delinquent Tax & Lien Collections	45,097.39	School Taxes in Municipal Budget	
Assessment of Taxes	7,250.00	Business Personalty Replacement Taxes	8,530.92	County Taxes .52 *	138,977.85
Collection of Taxes	9,000.00	Taxes from Public Utilities	111,165.00	County Library Taxes .03	7,322.61
Planning, Housing & Development	4,450.00	Other Miscellaneous Tax Revenues		Local Municipal Purpose Taxes	
Human Resources		State Aid Revenues	7,179.61	Veteran & Senior Citizen Taxes	22,900.00
Elections		Federal Aid Revenues		Total Taxes for Rate Computation 2.03	565,362.46
General Administration (other)	59,430.00	State and Local Fiscal Assistance Act Utilized	5,370.98	Special District Taxes	
JUDICIARY		Sale of Acquired Property		Bank Corp. Taxes	2,624.59
Municipal Courts	5,420.00	Other Miscellaneous Revenues	27,360.28	Added and Omitted Taxes	4,825.89
PUBLIC SAFETY		Total	676,143.76	Total Taxes Levied - ABSTRACT	549,912.94
Fire Protection	14,000.00	Prior Years Surplus Appropriated	73,231.00	Total Taxes Billed	547,288.35
Police Protection	6,150.00	REVENUES TOTAL	749,374.76	1983 TAXES COLLECTED	471,439.58
Civil Defense & Disaster Control	3,000.00	Reserve For Uncollected Taxes	63,550.27	1983 Taxes Cancelled, Abated or Adjusted	
Environmental Inspection & Control	1,300.00			Transfer to Tax Title Liens or Foreclosed	
Other Public Safety				Balance Outstanding Dec. 31, 1983	75,848.77
PUBLIC WORKS		CAPITAL OUTLAY TOTAL		PRIOR YEARS TAXES OUTSTANDING	
Streets and Drainage	33,750.00	Public Enterprises		Balance January 1, 1983	49,510.76
Sewers and Sewage Processing		Recreation—Culture		Collected in 1983	44,073.59
Garbage and Trash Disposal	12,250.00	Public Works		Cancelled, Abated or Adjusted 1983	
Public Buildings and Grounds	10,000.00	Buildings and Grounds		Transfers to Tax Title Liens or Foreclosed	5,437.17
Other Public Works		Library and Education		Balance December 31, 1983	
HEALTH and WELFARE		Conservation		TAX TITLE LIENS OUTSTANDING	
Health Services Except Environmental		All Other		Balance January 1, 1983	8,861.60
Welfare-Public Assistance	850.00			Transfer From Taxes	5,437.17
Hospitals, Clinics, First Aid		CAPITAL DEBT AUTHORIZED, DECEMBER 31, 1983		Redeemed in 1983	1,023.80
Animal, Insect, & Rodent Control	6,000.00	ISSUED AND UNISSUED GROSS DEBT		Cancelled, Abated or Adjusted (1983)	
Other Welfare Services		School 70,000		Transfers to Foreclosed Property	
RECREATION and CONSERVATION		Self-liquidating 12,289	12,289	Balance December 31, 1983	13,274.97
Beaches and Boardwalks		Other 82,289	12,289	PROPERTY ACQUIRED BY DEED OR	
Parks, Playgrounds, Shade Trees		Total	82,289	FORECLOSURE	
Land Reclamation & Conservation				Balance January 1, 1983	31,735.00
Other Recreational Services	300.00	ISSUED AND OUTSTANDING		Transfers From Taxes or Liens	
EDUCATION (excluding schools)		School 70,000.00		Sale for Cash (1983)	
Libraries		Self-Liquidating 12,000.00		Cancelled, Abated or Adjusted (1983)	
Other Educational Services		Other 82,000.00		Balance December 31, 1983	31,735.00
STATUTORY EXPENDITURES		Total	82,000.00	CURRENT FINANCES DECEMBER 31, 1983	
Pensions & F. I. C. A.	6,500.00	EQUALIZED VALUATION BASIS		ASSETS	
Employee Fringe Benefits		FOR NET DEBT COMPUTATION	26,468,898	Cash Dec. 31, 1983	161,708.88
Other Statutory Expenditures	1,000.00	REAL PROPERTY VALUATIONS		Taxes Receivable	75,846.77
CETA And Other Public Employment Programs		Code Class # of Parcels % VAL'N		Tax Title Liens	13,274.97
MUNICIPAL FUNCTIONS TOTAL	188,350.00	1 Vacant Land 440 21.86	2,438,400.00	Foreclosed Property	31,735.00
CAPITAL IMPROVEMENTS *MEMO*	2,500.00	2 Residential 364 59.67	6,656,800.00	Emergencies & Other Deferred Charges	
DEBT SERVICE		3 Farm 69 9.35	1,043,400.00	State and Federal Aid Receivable	384.94
Principal Payments	12,000.00	4a Commercial 28 8.24	919,800.00	Other Receivables	5,332.56
Interest Payments	2,386.15	4b Industrial		Total	288,285.12
		4c Apartments 3 .88	97,900.00	LIABILITIES, RESERVES, AND SURPLUS	
		Total 904	11,156,300.00	Cash Liabilities	91,156.79
		Land Area 12.00 Sq. Miles		Reserves for Receivables	126,191.30
DEFERRED CHARGES		Net Valuation Taxable-Municipal	11,365,205	Surplus Dec. 31, 1983	70,937.03
SCHOOL, COUNTY, SPECIAL DISTRICT TAXES	542,462.46	Net Valuation Taxable-County	29,487,904	Total	288,285.12
RESERVE FOR UNCOLLECTED TAXES	63,550.27	State Equalized Valuation	26,564,445		
EXPENDITURES TOTAL	803,748.38	State Equalization Ratio	42.33		

1439
Population 1980 5,485
Population 1983 5,627
S & P Rating
Moody Rating AAA

General Tax Rate Per \$100.
2.92
State Equalized Tax Rate
2.62

WHARTON BOROUGH – MORRIS COUNTY
Form of Government:
Borough Council
Number of Members on Governing Body – 6

PER CAPITA:
Gross Debt 541.22
Net Debt 269.92
Debt Service 64.14
Total Tax Levy 728.66
Municipal Expenditures 312.26
PER CENT:
Gross Debt 2.09
Net Debt 1.04
Tax Levy Collected 97.97
Tax Levy Cancelled, Abated or Adjusted .05

EXPENDITURES		REVENUES-REALIZED		1983 PROPERTY TAX	
GENERAL GOVERNMENT				STATE EQUALIZED TAX RATE	
Governing Body & Public Boards		1983 Property Taxes Collected	4,013,619.24	Local District School Taxes 1.00	1,504,764.56
Municipal Clerk		1983 Payments in Lieu of Taxes		Regional & Consolidated School Tax .58	871,305.55
Financial Administration	31,457.00	Delinquent Tax & Lien Collections	68,510.03	School Taxes in Municipal Budget	
Assessment of Taxes	19,980.00	Business Personalty Replacement Taxes	113,061.64	County Taxes .37	557,743.19
Collection of Taxes	15,615.57	Taxes from Public Utilities	256,395.00	County Library Taxes	
Planning, Housing & Development	14,402.00	Other Miscellaneous Tax Revenues		Local Municipal Purpose Taxes .68	1,020,190.00
Human Resources		State Aid Revenues	51,247.47	Veteran & Senior Citizen Taxes	47,050.00
Elections	1,200.00	Federal Aid Revenues	52,759.00	Total Taxes for Rate Computation 2.63	4,001,053.30
General Administration (other)	164,702.00	State and Local Fiscal Assistance Act Utilized		Special District Taxes	94,917.68
JUDICIARY		Sale of Acquired Property		Bank Corp. Taxes	8,785.83
Municipal Courts	10,589.00	Other Miscellaneous Revenues	172,669.77	Added and Omitted Taxes	42,456.93
PUBLIC SAFETY		Total	4,728,262.15	Total Taxes Levied - ABSTRACT	4,100,163.74
Fire Protection	31,840.00	Prior Years Surplus Appropriated	150,000.00	Total Taxes Billed	4,096,797.37
Police Protection	372,025.67	REVENUES TOTAL	4,878,262.15	1983 TAXES COLLECTED	4,013,619.24
Civil Defense & Disaster Control	291.68	Reserve For Uncollected Taxes	162,773.58	1983 Taxes Cancelled, Abated or Adjusted	1,880.18
Environmental Inspection & Control	19,897.00	CAPITAL OUTLAY TOTAL	178,969.49	Transfer to Tax Title Liens or Foreclosed	4,057.43
Other Public Safety				Balance Outstanding Dec. 31, 1983	77,240.82
PUBLIC WORKS				PRIOR YEARS TAXES OUTSTANDING	
Streets and Drainage	120,355.01	Public Enterprises	122,422.88	Balance January 1, 1983	71,968.81
Sewers and Sewage Processing		Recreation—Culture		Collected in 1983	68,510.03
Garbage and Trash Disposal		Public Works	48,948.91	Cancelled, Abated or Adjusted 1983	25.00
Public Buildings and Grounds	62,261.00	Buildings and Grounds	7,009.30	Transfers to Tax Title Liens or Foreclosed	2,553.74
Other Public Works		Library and Education	588.40	Balance December 31, 1983	880.04
HEALTH and WELFARE		Conservation		TAX TITLE LIENS OUTSTANDING	
Health Services Except Environmental	28,005.30	All Other		Balance January 1, 1983	14,417.75
Welfare-Public Assistance	4,106.00	CAPITAL DEBT AUTHORIZED, DECEMBER 31, 1983		Transfer From Taxes	7,069.85
Hospitals, Clinics, First Aid		ISSUED AND UNISSUED		Redeemed in 1983	
Animal, Insect, & Rodent Control		School	1,015,638	Cancelled, Abated or Adjusted (1983)	
Other Welfare Services		Self-liquidating	511,000	Transfers to Foreclosed Property	
RECREATION and CONSERVATION		Other	1,518,831	Balance December 31, 1983	21,487.60
Beaches and Boardwalks		Total	3,045,470	PROPERTY ACQUIRED BY DEED OR	
Parks, Playgrounds, Shade Trees	64,057.00	ISSUED AND OUTSTANDING		FORECLOSURE	
Parks, Playgrounds, Shade Trees	10,400.00	School	1,015,638.38	Balance January 1, 1983	8,455.00
Land Reclamation & Conservation	20,112.00	Self-Liquidating	511,000.00	Transfers From Taxes or Liens	
Other Recreational Services		Other	1,004,316.67	Sale for Cash (1983)	
EDUCATION (excluding schools)		Total	2,530,955.05	Cancelled, Abated or Adjusted (1983)	
Libraries	47,405.00	EQUALIZED VALUATION BASIS		Balance December 31, 1983	8,455.00
Other Educational Services		FOR NET DEBT COMPUTATION	145,549,633	CURRENT FINANCES DECEMBER 31, 1983	
STATUTORY EXPENDITURES		REAL PROPERTY VALUATIONS		ASSETS	
Pensions & F. I. C. A.	96,309.24	Code Class # of Parcels % VAL'N		Cash Dec. 31, 1983	585,320.95
Employee Fringe Benefits	43,708.32	1 Vacant Land 161 2.75		Taxes Receivable	78,120.86
Other Statutory Expenditures	6,500.00	2 Residential 1431 68.21		Tax Title Liens	21,487.60
CETA And Other Public Employment Programs		3 Farm 3 .05		Foreclosed Property	8,455.00
MUNICIPAL FUNCTIONS TOTAL	1,185,218.79	4a Commercial 67 8.13		Emergencies & Other Deferred Charges	12,000.00
CAPITAL IMPROVEMENTS *MEMO*	35,000.00	4b Industrial 18 17.87		State and Federal Aid Receivable	
DEBT SERVICE		4c Apartments 13 2.99		Other Receivables	5,465.57
Principal Payments	263,300.00	Total 1693		Total	710,849.98
Interest Payments	97,603.29	Land Area 1.95 Sq. Miles		LIABILITIES, RESERVES, AND SURPLUS	
DEFERRED CHARGES	48,199.39	Net Valuation Taxable-Municipal	135,596,680	Cash Liabilities	196,794.43
SCHOOL, COUNTY, SPECIAL DISTRICT TAXES	3,028,730.98	Net Valuation Taxable-County	155,884,579	Reserves for Receivables	113,529.03
RESERVE FOR UNCOLLECTED TAXES	162,773.58	State Equalized Valuation	150,939,167	Surplus Dec. 31, 1983	400,526.52
EXPENDITURES TOTAL	4,785,826.03	State Equalization Ratio	89.78	Total	710,849.98

2123
 Population 1980 2,748
 Population 1983 2,885
 S & P Rating 2.35
 Moody Rating
 General Tax Rate Per \$100.
 State Equalized Tax Rate 1.85

WHITE TOWNSHIP – WARREN COUNTY
Form of Government:
Township Committee
Number of Members on Governing Body – 3

PER CAPITA:
 Gross Debt 17.33
 Net Debt
 Debt Service
 Total Tax Levy 811.75
 Municipal Expenditures 206.31
 PER CENT:
 Gross Debt .04
 Net Debt
 Tax Levy Collected 95.92
 Tax Levy Cancelled, Abated or Adjusted .01

EXPENDITURES		REVENUES-REALIZED		1983 PROPERTY TAX	
GENERAL GOVERNMENT				STATE EQUALIZED TAX RATE 1.16	
Governing Body & Public Boards		1983 Property Taxes Collected		Local District School Taxes	1,466,325.00
Municipal Clerk	9,252.00	1983 Payments in Lieu of Taxes		Regional & Consolidated School Tax	
Financial Administration	11,329.00	Delinquent Tax & Lien Collections		School Taxes in Municipal Budget	
Assessment of Taxes	16,376.00	Business Personalty Replacement Taxes		County Taxes	819,188.45
Collection of Taxes	40,730.00	Taxes from Public Utilities		County Library Taxes	44,371.99
Planning, Hausing & Development		Other Miscellaneous Tax Revenues		Local Municipal Purpose Taxes	25,900.00
Human Resources		State Aid Revenues		Veteran & Senior Citizen Taxes	2,355,785.44
Elections	63,200.00	Federal Aid Revenues		Total Taxes for Rate Computation	1.85
General Administration (other)		State and Local Fiscal Assistance Act Utilized		Special District Taxes	
JUDICIARY	12,300.00	Sale of Acquired Property		Bank Corp. Taxes	3,378.80
Municipal Courts		Other Miscellaneous Revenues		Added and Omitted Taxes	8,641.13
PUBLIC SAFETY	7,330.00	Total		Total Taxes Levied - ABSTRACT	2,341,905.37
Fire Protection	6,100.00	Prior Years Surplus Appropriated		Total Taxes Billed	2,343,023.96
Police Protection	300.00	REVENUES TOTAL		1983 TAXES COLLECTED	2,247,338.33
Civil Defense & Disaster Control	26,250.00	Reserve For Uncollected Taxes		1983 Taxes Cancelled, Abated or Adjusted	295.97
Environmental Inspection & Control		CAPITAL OUTLAY TOTAL		Transfer to Tax Title Liens or Foreclosed	2,333.55
Other Public Safety				Balance Outstanding Dec. 31, 1983	93,056.11
PUBLIC WORKS	182,235.81	Public Enterprises		PRIOR YEARS TAXES OUTSTANDING	
Streets and Drainage		Recreation—Culture		Balance January 1, 1983	80,512.60
Sewers and Sewage Processing	3,785.00	Public Works		Collected in 1983	78,642.29
Gorbage and Trash Disposal	11,617.00	Buildings and Grounds		Cancelled, Abated or Adjusted 1983	736.47
Public Buildings and Grounds		Library and Education		Transfers to Tax Title Liens or Foreclosed	1,133.84
Other Public Works		Conservation		Balance December 31, 1983	
HEALTH and WELFARE	3,600.00	All Other		TAX TITLE LIENS OUTSTANDING	
Health Services Except Environmental	2,700.00	CAPITAL DEBT AUTHORIZED, DECEMBER 31, 1983		Balance January 1, 1983	5,120.64
Welfare-Public Assistance	1,500.00	ISSUED AND UNISSUED GROSS DEBT		Transfer From Taxes	3,628.90
Hospitals, Clinics, First Aid	4,500.00	NET DEBT		Redeemed in 1983	2,416.48
Animal, Insect, & Rodent Control		SCHOOL		Cancelled, Abated or Adjusted (1983)	172.65
Other Welfare Services		Self-liquidating		Transfers to Foreclosed Property	
RECREATION and CONSERVATION	1,200.00	Other		Balance December 31, 1983	6,160.41
Beaches and Boardwalks	300.00	Total		PROPERTY ACQUIRED BY DEED OR	
Parks, Playgrounds, Shade Trees		ISSUED AND OUTSTANDING		FORECLOSURE	
Land Reclamation & Conservation		SCHOOL		Balance January 1, 1983	48,300.00
Other Recreational Services		Self-Liquidating		Transfers From Taxes or Liens	
EDUCATION (excluding schools)	11,200.00	Other		Sale for Cash (1983)	
Libraries		Total		Cancelled, Abated or Adjusted (1983)	
Other Educational Services		EQUALIZED VALUATION BASIS		Balance December 31, 1983	48,300.00
STATUTORY EXPENDITURES	25,000.00	FOR NET DEBT COMPUTATION		CURRENT FINANCES DECEMBER 31, 1983	
Pensions & F. I. C. A.	7,500.00	REAL PROPERTY VALUATIONS		ASSETS	
Employee Fringe Benefits	2,000.00	Code Class # of Parcels % VAL'N		Cash Dec. 31, 1983	1,153,153.67
Other Statutory Expenditures		ASSESSED VALUATION		Taxes Receivable	93,056.11
CETA And Other Public Employment Programs	450,304.81	1 Vacant Land 405 5.21		Tax Title Liens	6,160.41
MUNICIPAL FUNCTIONS	30,000.00	2 Residential 708 34.07		Foreclosed Property	48,300.00
CAPITAL IMPROVEMENTS	*MEMO*	3 Farm 335 5.27		Emergencies & Other Deferred Charges	862.52
DEBT SERVICE		4a Commercial 71 6.17		State and Federal Aid Receivable	
Principal Payments		4b Industrial 2 46.60		Other Receivables	4,247.90
Interest Payments		4c Apartments 6 2.07		Total	1,305,780.61
DEFERRED CHARGES		Total 1587		LIABILITIES, RESERVES, AND SURPLUS	
SCHOOL, COUNTY, SPECIAL DISTRICT TAXES	2,329,885.44	Land Area 27.35 Sq. Miles		Cash Liabilities	652,327.02
RESERVE FOR UNCOLLECTED TAXES	144,900.00	Net Valuation Taxable-Municipal		Reserves for Receivables	151,764.42
EXPENDITURES	2,925,090.25	Net Valuation Taxable-County		Surplus Dec. 31, 1983	501,689.17
		State Equalized Valuation		Total	1,305,780.61
		State Equalization Ratio			

*Includes County Health Service Taxes or County Vocational School Taxes. See Table 13.

0514
Population 1980 4,913
Population 1983 4,866
S & P Rating BBB
Moody Rating BAA

General Tax Rate Per \$100.
2.14
State Equalized Tax Rate
2.39

WILDWOOD CITY – CAPE MAY COUNTY
Form of Government:
Mayor-Council Plan D (OMCL 50)
Number of Members on Governing Body – 5

PER CAPITA:
Gross Debt 3,965.62
Net Debt 1,499.67
Debt Service 205.21
Total Tax Levy 1,795.58
Municipal Expenditures 1,844.59
PER CENT:
Gross Debt 5.93
Net Debt 2.24
Tax Levy Collected 83.85
Tax Levy Cancelled, Abated or Adjusted .76

EXPENDITURES		REVENUES-REALIZED		1983 PROPERTY TAX	
GENERAL GOVERNMENT				STATE EQUALIZED TAX RATE → .61	
Governing Body & Public Boards	16,650.00	1983 Property Taxes Collected		Local District School Taxes	2,182,838.80
Municipal Clerk	140,570.00	1983 Payments in Lieu of Taxes		Regional & Consolidated School Tax	
Financial Administration	53,350.00	Delinquent Tax & Lien Collections		School Taxes in Municipal Budget	.03 108,410.00
Assessment of Taxes	40,100.00	Business Personalty Replacement Taxes		County Taxes	.39 1,399,575.21
Collection of Taxes	39,150.00	Taxes from Public Utilities		County Library Taxes	.02 84,815.80
Planning, Housing & Development		Other Miscellaneous Tax Revenues		Local Municipal Purpose Taxes	1.35 4,855,990.59
Human Resources		State Aid Revenues		Veteran & Senior Citizen Taxes	59,000.00
Elections	6,800.00	Federal Aid Revenues		Total Taxes for Rate Computation	2.40 8,690,630.40
General Administration (other)	840,770.00	State and Local Fiscal Assistance Act Utilized		Special District Taxes	
JUDICIARY		Sale of Acquired Property		Bank Corp. Taxes	40,249.68
Municipal Courts	131,891.00	Other Miscellaneous Revenues		Added and Omitted Taxes	65,415.40
PUBLIC SAFETY		Total		Total Taxes Levied - ABSTRACT	8,737,295.48
Fire Protection	537,022.00	Prior Years Surplus Appropriated		Total Taxes Billed	8,696,924.57
Police Protection	1,516,210.00	REVENUES TOTAL		1983 TAXES COLLECTED	7,292,432.32
Civil Defense & Disaster Control	5,730.00	Reserve For Uncollected Taxes		1983 Taxes Cancelled, Abated or Adjusted	66,187.62
Environmental Inspection & Control	150,230.00	CAPITAL OUTLAY TOTAL		Transfer to Tax Title Liens or Foreclosed	78,925.14
Other Public Safety				Balance Outstanding Dec. 31, 1983	1,259,379.49
PUBLIC WORKS				PRIOR YEARS TAXES OUTSTANDING	
Streets and Drainage	427,600.00	Public Enterprises		Balance January 1, 1983	932,553.25
Sewers and Sewage Processing	448,300.00	Recreation—Culture		Collected in 1983	809,732.15
Garbage and Trash Disposal	280,194.00	Public Works		Cancelled, Abated or Adjusted 1983	
Public Buildings and Grounds	410,700.00	Buildings and Grounds		Transfers to Tax Title Liens or Foreclosed	103,166.16
Other Public Works		Library and Education		Balance December 31, 1983	19,654.94
HEALTH and WELFARE		Conservation		TAX TITLE LIENS OUTSTANDING	
Health Services Except Environmental	54,900.00	All Other		Balance January 1, 1983	205,672.54
Welfare-Public Assistance	25,450.00	CAPITAL DEBT AUTHORIZED, DECEMBER 31, 1983		Transfer From Taxes	187,106.55
Hospitals, Clinics, First Aid		ISSUED AND UNISSUED GROSS DEBT NET DEBT		Redeemed in 1983	124,601.32
Animal, Insect, & Rodent Control	6,250.00	SCHOOL		Cancelled, Abated or Adjusted (1983)	
Other Welfare Services		Self-liquidating		Transfers to Foreclosed Property	
RECREATION and CONSERVATION		Other		Balance December 31, 1983	268,177.77
Beaches and Boardwalks	480,720.00	Total		PROPERTY ACQUIRED BY DEED OR FORECLOSURE	
Parks, Playgrounds, Shade Trees	212,600.00	ISSUED AND OUTSTANDING		Balance January 1, 1983	89,140.00
Land Reclamation & Conservation		SCHOOL		Transfers From Taxes or Liens	
Other Recreational Services	90,640.00	Self-Liquidating		Sale for Cash (1983)	
EDUCATION (excluding schools)		Other		Cancelled, Abated or Adjusted (1983)	
Libraries		Total		Balance December 31, 1983	89,140.00
Other Educational Services		EQUALIZED VALUATION BASIS		CURRENT FINANCES DECEMBER 31, 1983	
STATUTORY EXPENDITURES		FOR NET DEBT COMPUTATION		ASSETS	
Pensions & F. I. C. A.	464,162.39	REAL PROPERTY VALUATIONS		Cash Dec. 31, 1983	1,234,267.20
Employee Fringe Benefits	339,000.00	Code Class # of Parcels % VAL'N		Taxes Receivable	1,279,034.43
Other Statutory Expenditures	52,000.00	1 Vacant Land 635 5.41		Tax Title Liens	268,177.77
CETA And Other Public Employment Programs		2 Residential 2348 33.22		Foreclosed Property	89,140.00
MUNICIPAL FUNCTIONS TOTAL	6,770,989.39	3 Farm		Emergencies & Other Deferred Charges	102,000.00
CAPITAL IMPROVEMENTS *MEMO*	40,000.00	4a Commercial 523 34.64		State and Federal Aid Receivable	2,206.86
DEBT SERVICE		4b Industrial 17 .48		Other Receivables	43,543.59
Principal Payments	420,000.00	4c Apartments 611 26.25		Total	3,018,369.85
Interest Payments	578,543.38	Total 4134		LIABILITIES, RESERVES, AND SURPLUS	
TYPE I SCHL DEBT *MEMO	108,410.00	Land Area 1.12 Sq. Miles		Cash Liabilities	1,088,443.48
DEFERRED CHARGES	58,860.02	Net Valuation Taxable-Municipal		Reserves for Receivables	1,679,895.79
SCHOOL, COUNTY, SPECIAL DISTRICT TAXES	3,775,639.81	Net Valuation Taxable-County		Surplus Dec. 31, 1983	250,030.58
RESERVE FOR UNCOLLECTED TAXES	1,147,387.28	State Equalized Valuation		Total	3,018,369.85
EXPENDITURES TOTAL	12,751,419.88	State Equalization Ratio			

0515

Population 1980 4,149
 Population 1983 4,149
 S & P Rating
 Moody Rating AAA

General Tax Rate Per \$100. 1.30
 State Equalized Tax Rate 1.42

WILDWOOD CREST BORO. - CAPE MAY CO.
Form of Government:
Commission (1911)
Number of Members on Governing Body - 3

PER CAPITA:
 Gross Debt 1,006.88
 Net Debt 914.08
 Debt Service 165.07
 Total Tax Levy 1,413.22
 Municipal Expenditures 1,015.78

PER CENT:
 Gross Debt 1.11
 Net Debt 1.01
 Tax Levy Collected 94.26
 Tax Levy Cancelled, Abated or Adjusted

EXPENDITURES		REVENUES-REALIZED		1983 PROPERTY TAX	
GENERAL GOVERNMENT				STATE EQUALIZED TAX RATE	
Governing Body & Public Boards		1983 Property Taxes Collected	5,523,817.25	Local District School Taxes .41	1,695,670.50
Municipal Clerk		1983 Payments in Lieu of Taxes		Regional & Consolidated School Tax	
Financial Administration	64,178.48	Delinquent Tax & Lien Collections	302,411.27	School Taxes in Municipal Budget	
Assessment of Taxes	32,940.00	Business Personalty Replacement Taxes	124,307.52	County Taxes .40	1,631,602.60
Collection of Taxes	46,881.06	Taxes from Public Utilities	340,118.00	County Library Taxes .02	98,899.87
Planning, Housing & Development	19,494.00	Other Miscellaneous Tax Revenues		Local Municipal Purpose Taxes .58	2,388,823.58
Human Resources		State Aid Revenues	41,664.10	Veteran & Senior Citizen Taxes	65,450.00
Elections		Federal Aid Revenues		Total Taxes for Rate Computation 1.41	5,880,446.55
General Administration (other)	495,214.60	State and Local Fiscal Assistance Act Utilized	80,631.00	Special District Taxes	
JUDICIARY		Sale of Acquired Property		Bank Corp. Taxes	3,518.86
Municipal Courts	44,720.00	Other Miscellaneous Revenues	759,053.58	Added and Omitted Taxes	44,916.51
PUBLIC SAFETY		Total	7,172,002.72	Total Taxes Levied - ABSTRACT	5,863,431.92
Fire Protection	30,199.06	Prior Years Surplus Appropriated	260,000.00	Total Taxes Billed	5,859,913.06
Police Protection	741,105.00	REVENUES TOTAL	7,432,002.72	1983 TAXES COLLECTED	5,523,817.25
Civil Defense & Disaster Control	4,255.10	Reserve For Uncollected Taxes	347,127.06	1983 Taxes Cancelled, Abated or Adjusted	
Environmental Inspection & Control	71,030.00	CAPITAL OUTLAY TOTAL	175,457.36	Transfer to Tax Title Liens or Foreclosed	
Other Public Safety	98,894.90			Balance Outstanding Dec. 31, 1983	336,095.81
PUBLIC WORKS				PRIOR YEARS TAXES OUTSTANDING	
Streets and Drainage	96,000.00	Public Enterprises		Balance January 1, 1983	303,991.99
Sewers and Sewage Processing	167,755.28	Recreation—Culture	8,263.87	Collected in 1983	302,411.27
Garbage and Trash Disposal	221,681.63	Public Works	149,427.72	Cancelled, Abated or Adjusted 1983	425.00
Public Buildings and Grounds	13,000.00	Buildings and Grounds	17,765.77	Transfers to Tax Title Liens or Foreclosed	
Other Public Works	187,963.09	Library and Education		Balance December 31, 1983	1,155.72
HEALTH and WELFARE		Conservation		TAX TITLE LIENS OUTSTANDING	
Health Services Except Environmental		All Other		Balance January 1, 1983	
Welfare-Public Assistance	2,301.52	CAPITAL DEBT AUTHORIZED, DECEMBER 31, 1983		Transfer From Taxes	
Hospitals, Clinics, First Aid		ISSUED AND UNISSUED		Redeemed in 1983	
Animal, Insect, & Rodent Control	3,300.00	School	385,000	Cancelled, Abated or Adjusted (1983)	
Other Welfare Services		Self-liquidating		Transfers to Foreclosed Property	
RECREATION and CONSERVATION		Other	3,792,532	Balance December 31, 1983	
Beaches and Boardwalks	246,036.34	Total	4,177,532	PROPERTY ACQUIRED BY DEED OR	
Parks, Playgrounds, Shade Trees	16,000.00			FORECLOSURE	
Land Reclamation & Conservation		ISSUED AND OUTSTANDING		Balance January 1, 1983	3,300.00
Other Recreational Services	61,470.00	School	385,000.00	Transfers From Taxes or Liens	
EDUCATION (excluding schools)		Self-Liquidating		Sale for Cash (1983)	
Libraries		Other	3,792,462.34	Cancelled, Abated or Adjusted (1983)	
Other Educational Services		Total	4,177,462.34	Balance December 31, 1983	3,300.00
STATUTORY EXPENDITURES		EQUALIZED VALUATION BASIS		CURRENT FINANCES DECEMBER 31, 1983	
Pensions & F. I. C. A.	247,675.00	FOR NET DEBT COMPUTATION	375,863,425	ASSETS	
Employee Fringe Benefits	181,798.94	REAL PROPERTY VALUATIONS		Cash Dec. 31, 1983	1,589,540.01
Other Statutory Expenditures	28,000.00	Code Class # of Parcels % VAL'N		Taxes Receivable	337,251.53
CETA And Other Public Employment Programs		1 Vacant Land 224 3.84		Tax Title Liens	
MUNICIPAL FUNCTIONS TOTAL	3,121,894.00	2 Residential 2668 55.62		Foreclosed Property	3,300.00
CAPITAL IMPROVEMENTS *MEMO*	10,000.00	3 Farm		Emergencies & Other Deferred Charges	68,650.26
DEBT SERVICE		4a Commercial 234 36.64		State and Federal Aid Receivable	
Principal Payments	335,276.33	4b Industrial		Other Receivables	62.60
Interest Payments	349,588.50	4c Apartments 96 3.89		Total	1,998,804.40
DEFERRED CHARGES	60,594.38	Total 3222		LIABILITIES, RESERVES, AND SURPLUS	
SCHOOL, COUNTY, SPECIAL DISTRICT TAXES	3,426,172.97	Land Area 1.03 Sq. Miles		Cash Liabilities	994,830.06
RESERVE FOR UNCOLLECTED TAXES	347,127.06	Net Valuation Taxable-Municipal	447,657,552	Reserves for Receivables	340,614.13
EXPENDITURES TOTAL	7,640,653.24	Net Valuation Taxable-County	395,634,036	Surplus Dec. 31, 1983	663,360.21
		State Equalized Valuation	408,972,251	Total	1,998,804.40
		State Equalization Ratio	109.50		

0338

Population 1980 **39,912**
 Population 1983 **39,664**
 S & P Rating
 Moody Rating **AAA**

General Tax Rate Per \$100. **2.92**
 State Equalized Tax Rate **2.88**

WILLINGBORO TWP. – BURLINGTON CO.**Form of Government:****Council-Manager Plan E (OMCL 50)****Number of Members on Governing Body – 5****PER CAPITA:**

Gross Debt **317.61**
 Net Debt **104.29**
 Debt Service **18.68**
 Total Tax Levy **414.72**
 Municipal Expenditures **220.24**

PER CENT:

Gross Debt **2.38**
 Net Debt **.78**
 Tax Levy Collected **97.11**
 Tax Levy Cancelled, Abated
 or Adjusted **.18**

EXPENDITURES		REVENUES-REALIZED		1983 PROPERTY TAX	
GENERAL GOVERNMENT				STATE EQUALIZED TAX RATE	
Governing Body & Public Boards	46,779.00	1983 Property Taxes Collected	15,967,815.46	Local District School Taxes	1.72
Municipal Clerk	72,015.00	1983 Payments in Lieu of Taxes		Regional & Consolidated School Tax	
Financial Administration	137,080.00	Delinquent Tax & Lien Collections	434,163.40	School Taxes in Municipal Budget	
Assessment of Taxes	40,725.00	Business Personalty Replacement Taxes	146,372.64	County Taxes	.57
Collection of Taxes	69,854.00	Taxes from Public Utilities	1,662,640.00	County Library Taxes	
Planning, Housing & Development	36,589.20	Other Miscellaneous Tax Revenues		Local Municipal Purpose Taxes	.59
Human Resources	318,082.00	State Aid Revenues	1,037,953.01	Veteran & Senior Citizen Taxes	
Elections		Federal Aid Revenues		Total Taxes for Rate Computation	2.88
General Administration (other)	335,688.00	State and Local Fiscal Assistance Act Utilized	298,272.00	Special District Taxes	
JUDICIARY	87,062.77	Sale of Acquired Property		Bank Corp. Taxes	8,477.13
Municipal Courts		Other Miscellaneous Revenues	1,008,682.43	Added and Omitted Taxes	13,582.91
PUBLIC SAFETY		Total	20,555,898.94	Total Taxes Levied - ABSTRACT	16,449,340.98
Fire Protection	145,000.00	Prior Years Surplus Appropriated	725,385.00	Total Taxes Billed	16,442,210.79
Police Protection	2,595,731.00	REVENUES	21,281,283.94	1983 TAXES COLLECTED	15,967,815.46
Civil Defense & Disaster Control	19,010.00	Reserve For Uncollected Taxes	514,868.89	1983 Taxes Cancelled, Abated or Adjusted	29,216.15
Environmental Inspection & Control	144,409.00	CAPITAL OUTLAY	658,183.17	Transfer to Tax Title Liens or Foreclosed	29,044.68
Other Public Safety		TOTAL		Balance Outstanding Dec. 31, 1983	416,134.50
PUBLIC WORKS	921,581.82	Public Enterprises		PRIOR YEARS TAXES OUTSTANDING	
Streets and Drainage		Recreation—Culture	59,440.00	Balance January 1, 1983	456,824.62
Sewers and Sewage Processing		Public Works	100,210.07	Collected in 1983	434,163.40
Garbage and Trash Disposal	842,591.00	Buildings and Grounds	498,533.10	Cancelled, Abated or Adjusted 1983	
Public Buildings and Grounds	132,415.00	Library and Education		Transfers to Tax Title Liens or Foreclosed	21,772.78
Other Public Works		Conservation		Balance December 31, 1983	888.44
HEALTH and WELFARE		All Other		TAX TITLE LIENS OUTSTANDING	
Health Services Except Environmental	3,153.00	CAPITAL DEBT AUTHORIZED, DECEMBER 31, 1983		Balance January 1, 1983	4,935.51
Welfare-Public Assistance	36,225.00	ISSUED AND UNISSUED		Transfer From Taxes	55,722.77
Hospitals, Clinics, First Aid		GROSS DEBT	8,456,000	Redeemed in 1983	
Animal, Insect, & Rodent Control	8,551.00	School		Cancelled, Abated or Adjusted (1983)	
Other Welfare Services	1,190.00	Self-liquidating	4,141,613	Transfers to Foreclosed Property	
RECREATION and CONSERVATION		Other	4,136,613	Balance December 31, 1983	60,658.28
Beaches and Boardwalks		Total	12,597,613	PROPERTY ACQUIRED BY DEED OR FORECLOSURE	
Parks, Playgrounds, Shade Trees		ISSUED AND OUTSTANDING		Balance January 1, 1983	1,430.00
Land Reclamation & Conservation		School	8,456,000.00	Transfers From Taxes or Liens	
Other Recreational Services	235,478.00	Self-Liquidating		Sale for Cash (1983)	
EDUCATION (excluding schools)		Other	3,222,086.00	Cancelled, Abated or Adjusted (1983)	
Libraries	421,044.00	Total	11,678,086.00	Balance December 31, 1983	1,430.00
Other Educational Services		EQUALIZED VALUATION BASIS		CURRENT FINANCES DECEMBER 31, 1983	
STATUTORY EXPENDITURES		FOR NET DEBT COMPUTATION	529,184,279	ASSETS	
Pensions & F. I. C. A.	537,460.70	REAL PROPERTY VALUATIONS		Cash Dec. 31, 1983	5,747,519.46
Employee Fringe Benefits	210,187.00	Code Class # of Parcels % VAL'N		Taxes Receivable	417,022.94
Other Statutory Expenditures	26,400.00	1 Vacant Land 186 .56		Tax Title Liens	60,658.28
CETA And Other Public Employment Programs		2 Residential 10977 92.79		Foreclosed Property	1,430.00
MUNICIPAL FUNCTIONS	7,424,301.49	3 Farm 5 .02		Emergencies & Other Deferred Charges	4,791.98
CAPITAL IMPROVEMENTS	*MEMO* 10.00	4a Commercial 142 5.84		State and Federal Aid Receivable	2,026.92
DEBT SERVICE		4b Industrial 9 .78		Other Receivables	176,117.58
Principal Payments	345,000.00	4c Apartments		Total	6,409,567.16
Interest Payments	395,821.60	Total	11319	LIABILITIES, RESERVES, AND SURPLUS	
DEFERRED CHARGES	55,628.41	Land Area 7.60 Sq. Miles		Cash Liabilities	4,475,364.99
SCHOOL, COUNTY, SPECIAL DISTRICT TAXES	13,059,949.94	Net Valuation Taxable-Municipal	562,200,621	Reserves for Receivables	593,822.20
RESERVE FOR UNCOLLECTED TAXES	514,868.89	Net Valuation Taxable-County	550,989,334	Surplus Dec. 31, 1983	1,340,379.97
EXPENDITURES		State Equalized Valuation	569,297,077	Total	6,409,567.16
TOTAL	21,795,570.33	State Equalization Ratio	98.74		

2021
Population 1980 1,785
Population 1983 1,745
S & P Rating
Moody Rating

General Tax Rate Per \$100. 31.10
State Equalized Tax Rate 12.14

WINFIELD TOWNSHIP – UNION COUNTY
Form of Government:
Township Committee
Number of Members on Governing Body – 3

PER CAPITA:
Gross Debt
Net Debt
Debt Service
Total Tax Levy 253.78
Municipal Expenditures 177.47

PER CENT:
Gross Debt
Net Debt
Tax Levy Collected 100.00
Tax Levy Cancelled, Abated or Adjusted

EXPENDITURES		REVENUES-REALIZED		1983 PROPERTY TAX	
GENERAL GOVERNMENT				STATE EQUALIZED TAX RATE 7.85	
Governing Body & Public Boards		1983 Property Taxes Collected	442,959.48	Local District School Taxes	286,326.00
Municipal Clerk	9,775.00	1983 Payments in Lieu of Taxes		Regional & Consolidated School Tax	
Financial Administration	1,325.00	Delinquent Tax & Lien Collections	4,648.68	School Taxes in Municipal Budget	
Assessment of Taxes	250.00	Business Personalty Replacement Taxes	42,966.00	County Taxes	20,751.38
Collection of Taxes		Taxes from Public Utilities		County Library Taxes	
Planning, Housing & Development		Other Miscellaneous Tax Revenues	91,916.31	Local Municipal Purpose Taxes	135,761.00
Human Resources		State Aid Revenues		Veteran & Senior Citizen Taxes	
Elections	49,105.00	Federal Aid Revenues	11,822.00	Total Taxes for Rate Computation	442,838.38
General Administration (other)		State and Local Fiscal Assistance Act Utilized		Special District Taxes	
JUDICIARY	5,175.00	Sale of Acquired Property	19,384.61	Bank Corp. Taxes	
Municipal Courts		Other Miscellaneous Revenues	613,697.08	Added and Omitted Taxes	
PUBLIC SAFETY	15,850.00	Prior Years Surplus Appropriated	32,078.00	Total Taxes Levied - ABSTRACT	442,838.38
Fire Protection	136,102.00	REVENUES TOTAL	645,775.08	Total Taxes Billed	442,959.48
Police Protection	150.00	Reserve For Uncollected Taxes	2,246.75	1983 TAXES COLLECTED	442,959.48
Civil Defense & Disaster Control	1,700.00			1983 Taxes Cancelled, Abated or Adjusted	
Environmental Inspection & Control		CAPITAL OUTLAY TOTAL	2,246.75	Transfer to Tax Title Liens or Foreclosed	
Other Public Safety				Balance Outstanding Dec. 31, 1983	
PUBLIC WORKS	8,500.00	Public Enterprises		PRIOR YEARS TAXES OUTSTANDING	
Streets and Drainage		Recreation—Culture	2,246.75	Balance January 1, 1983	
Sewers and Sewage Processing	19,900.00	Public Works		Collected in 1983	
Garbage and Trash Disposal	750.00	Buildings and Grounds		Cancelled, Abated or Adjusted 1983	
Public Buildings and Grounds		Library and Education		Transfers to Tax Title Liens or Foreclosed	
Other Public Works		Conservation		Balance December 31, 1983	
HEALTH and WELFARE	20,900.00	All Other		TAX TITLE LIENS OUTSTANDING	
Health Services Except Environmental	1,900.00			Balance January 1, 1983	
Welfare-Public Assistance		CAPITAL DEBT AUTHORIZED, DECEMBER 31, 1983		Transfer From Taxes	
Hospitals, Clinics, First Aid	1,650.00	ISSUED AND UNISSUED GROSS DEBT		Redeemed in 1983	
Animal, Insect, & Rodent Control		School		Cancelled, Abated or Adjusted (1983)	
Other Welfare Services		Self-liquidating		Transfers to Foreclosed Property	
RECREATION and CONSERVATION	1,450.00	Other		Balance December 31, 1983	
Beaches and Boardwalks		Total		PROPERTY ACQUIRED BY DEED OR	
Parks, Playgrounds, Shade Trees		ISSUED AND OUTSTANDING		FORECLOSURE	
Land Reclamation & Conservation		School		Balance January 1, 1983	
Other Recreational Services		Self-Liquidating		Transfers From Taxes or Liens	
EDUCATION (excluding schools)		Other		Sale for Cash (1983)	
Libraries		Total		Cancelled, Abated or Adjusted (1983)	
Other Educational Services				Balance December 31, 1983	
STATUTORY EXPENDITURES	22,000.00	EQUALIZED VALUATION BASIS	3,182,175	CURRENT FINANCES DECEMBER 31, 1983	
Pensions & F. I. C. A.	12,250.00	FOR NET DEBT COMPUTATION		ASSETS	
Employee Fringe Benefits	900.00	REAL PROPERTY VALUATIONS		Cash Dec. 31, 1983	166,174.25
Other Statutory Expenditures		Code Class # of Parcels % VAL'N	ASSESSED VALUATION	Taxes Receivable	
CETA And Other Public Employment Programs	309,692.00	1 Vacant Land 1 15.82	220,200.00	Tax Title Liens	
MUNICIPAL FUNCTIONS TOTAL		2 Residential 254 77.71	1,081,500.00	Foreclosed Property	
CAPITAL IMPROVEMENTS *MEMO*		3 Farm		Emergencies & Other Deferred Charges	
DEBT SERVICE		4a Commercial 1 6.47	90,000.00	State and Federal Aid Receivable	
Principal Payments		4b Industrial		Other Receivables	259.48
Interest Payments		4c Apartments		Total	166,433.73
DEFERRED CHARGES		Total 256	1,391,700.00	LIABILITIES, RESERVES, AND SURPLUS	
SCHOOL, COUNTY, SPECIAL DISTRICT TAXES	307,077.38	Land Area .17 Sq. Miles	1,424,307	Cash Liabilities	57,760.12
RESERVE FOR UNCOLLECTED TAXES		Net Valuation Taxable-Municipal	4,056,273	Reserves for Receivables	259.48
EXPENDITURES TOTAL	610,769.38	Net Valuation Taxable-County	3,597,412	Surplus Dec. 31, 1983	108,414.13
		State Equalized Valuation	39.04	Total	166,433.73
		State Equalization Ratio			

0436

Population 1980 20,034
 Population 1983 22,199
 S & P Rating
 Moody Rating AAA

General Tax Rate Per \$100. 3.39
 State Equalized Tax Rate 2.60

WINSLOW TOWNSHIP - CAMDEN COUNTY

Form of Government:

Township Committee

Number of Members on Governing Body - 7

PER CAPITA:

Gross Debt 537.54
 Net Debt 13.64
 Debt Service
 Total Tax Levy 430.85
 Municipal Expenditures 330.54

PER CENT:

Gross Debt 3.70
 Net Debt .09
 Tax Levy Collected 91.08
 Tax Levy Cancelled, Abated or Adjusted .17

EXPENDITURES		REVENUES-REALIZED		1983 PROPERTY TAX	
GENERAL GOVERNMENT				STATE EQUALIZED TAX RATE	
Governing Body & Public Boards		1983 Property Taxes Collected	8,706,655.44	Local District School Taxes .71	2,573,917.25
Municipal Clerk		1983 Payments in Lieu of Taxes		Regional & Consolidated School Tax .71	2,565,095.70
Financial Administration	82,064.00	Delinquent Tax & Lien Collections	987,456.55	School Taxes in Municipal Budget	
Assessment of Taxes	102,725.00	Business Personalty Replacement Taxes	197,907.84	County Taxes 1.15	* 4,164,405.09
Collection of Taxes	109,217.00	Taxes from Public Utilities	3,363,791.00	County Library Taxes .03	91,687.99
Planning, Housing & Development	87,791.00	Other Miscellaneous Tax Revenues		Local Municipal Purpose Taxes	
Human Resources	100,800.00	State Aid Revenues	329,716.96	Veteran & Senior Citizen Taxes	208,600.00
Elections	12,000.00	Federal Aid Revenues		Total Taxes for Rate Computation 2.60	9,603,706.03
General Administration (other)	578,989.00	State and Local Fiscal Assistance Act Utilized	219,307.96	Special District Taxes	
JUDICIARY		Sale of Acquired Property	111,279.50	Bank Corp. Taxes	5,408.35
Municipal Courts	124,052.00	Other Miscellaneous Revenues	1,139,085.77	Added and Omitted Taxes	163,975.83
PUBLIC SAFETY		Total	15,055,201.02	Total Taxes Levied - ABSTRACT	9,564,490.21
Fire Protection	116,600.00	Prior Years Surplus Appropriated	2,251,883.00	Total Taxes Billed	9,559,081.86
Police Protection	1,759,129.00	REVENUES TOTAL	17,307,084.02	1983 TAXES COLLECTED	8,706,655.44
Civil Defense & Disaster Control	4,000.00	Reserve For Uncollected Taxes	1,009,775.43	1983 Taxes Cancelled, Abated or Adjusted	16,236.78
Environmental Inspection & Control	84,362.00			Transfer to Tax Title Liens or Foreclosed	73,107.48
Other Public Safety		CAPITAL OUTLAY TOTAL	1,440,830.49	Balance Outstanding Dec. 31, 1983	763,082.16
PUBLIC WORKS				PRIOR YEARS TAXES OUTSTANDING	
Streets and Drainage	1,010,608.86	Public Enterprises	1,372,115.00	Balance January 1, 1983	821,939.88
Sewers and Sewage Processing		Recreation—Culture		Collected in 1983	643,102.03
Garbage and Trash Disposal	400,600.00	Public Works	68,715.49	Cancelled, Abated or Adjusted 1983	8,117.94
Public Buildings and Grounds	227,000.00	Buildings and Grounds		Transfers to Tax Title Liens or Foreclosed	100,498.80
Other Public Works	293,000.00	Library and Education		Balance December 31, 1983	70,221.11
HEALTH and WELFARE		Conservation		TAX TITLE LIENS OUTSTANDING	
Health Services Except Environmental	14,390.00	All Other		Balance January 1, 1983	419,394.20
Welfare-Public Assistance	62,770.00	CAPITAL DEBT AUTHORIZED, DECEMBER 31, 1983		Transfer From Taxes	175,966.93
Hospitals, Clinics, First Aid		ISSUED AND UNISSUED		Redeemed in 1983	344,354.52
Animal, Insect, & Rodent Control	12,400.00	School	3,843,969	Cancelled, Abated or Adjusted (1983)	
Other Welfare Services		Self-liquidating	7,785,920	Transfers to Foreclosed Property	62,724.34
RECREATION and CONSERVATION		Other	302,900	Balance December 31, 1983	188,282.27
Beaches and Boardwalks		Total	11,932,789	PROPERTY ACQUIRED BY DEED OR FORECLOSURE	
Parks, Playgrounds, Shade Trees	263,100.00			Balance January 1, 1983	2,401,548.92
Land Reclamation & Conservation		ISSUED AND OUTSTANDING		Transfers From Taxes or Liens	64,630.58
Other Recreational Services	10,000.00	School	3,616,499.17	Sale for Cash (1983)	111,279.50
EDUCATION (excluding schools)		Self-Liquidating	5,785,920.00	Cancelled, Abated or Adjusted (1983)	62,315.50
Libraries		Other		Balance December 31, 1983	2,292,584.50
Other Educational Services		Total	9,402,419.17	CURRENT FINANCES DECEMBER 31, 1983	
STATUTORY EXPENDITURES		EQUALIZED VALUATION BASIS		ASSETS	
Pensions & F. I. C. A.	449,700.00	FOR NET DEBT COMPUTATION	322,194,487	Cash Dec. 31, 1983	2,956,034.10
Employee Fringe Benefits	400,000.00	REAL PROPERTY VALUATIONS		Taxes Receivable	833,303.27
Other Statutory Expenditures	14,000.00	Code Class # of Parcels % VAL'N	ASSESSED VALUATION	Tax Title Liens	188,282.27
CETA And Other Public Employment Programs		1 Vacant Land 2750 11.27	29,879,000.00	Foreclosed Property	2,292,584.50
MUNICIPAL FUNCTIONS TOTAL	6,319,297.86	2 Residential 5658 70.75	187,534,100.00	Emergencies & Other Deferred Charges	9.72
CAPITAL IMPROVEMENTS *MEMO*	1,000.00	3 Farm 773 4.15	11,011,450.00	State and Federal Aid Receivable	4,892.82
DEBT SERVICE		4a Commercial 170 6.47	17,138,000.00	Other Receivables	383,371.89
Principal Payments		4b Industrial 20 5.73	15,175,100.00	Total	6,658,478.57
Interest Payments		4c Apartments 16 1.63	4,318,800.00	LIABILITIES, RESERVES, AND SURPLUS	
DEFERRED CHARGES		Total 9387	265,056,450.00	Cash Liabilities	1,092,815.69
SCHOOL, COUNTY, SPECIAL DISTRICT TAXES	8,682.57	Land Area 57.78 Sq. Miles		Reserves for Receivables	3,535,141.93
RESERVE FOR UNCOLLECTED TAXES	9,395,106.03	Net Valuation Taxable-Municipal	277,796,120	Surplus Dec. 31, 1983	2,030,520.95
EXPENDITURES TOTAL	16,732,861.89	Net Valuation Taxable-County	355,614,120	Total	6,658,478.57
		State Equalized Valuation	357,691,534		
		State Equalization Ratio	76.84		

1981/3000

*Includes County Health Service Taxes or County Vocational School Taxes. See Table 13.

0269
Population 1980 **7,929**
Population 1983 **8,024**
S & P Rating
Moody Rating **A**

General Tax Rate Per \$100. **2.86**
State Equalized Tax Rate **1.77**

WOOD-RIDGE BOROUGH - BERGEN CO.
Form of Government:
Borough Council
Number of Members on Governing Body - 6

PER CAPITA:
Gross Debt **176.62**
Net Debt **176.62**
Debt Service **30.03**
Total Tax Levy **777.43**
Municipal Expenditures **393.73**

PER CENT:
Gross Debt **.46**
Net Debt **.46**
Tax Levy Collected **93.56**
Tax Levy Cancelled, Abated or Adjusted **.02**

EXPENDITURES		REVENUES-REALIZED		1983 PROPERTY TAX	
GENERAL GOVERNMENT				STATE EQUALIZED TAX RATE \rightarrow .85	
Governing Body & Public Boards		1983 Property Taxes Collected		Local District School Taxes	2,945,208.50
Municipal Clerk		1983 Payments in Lieu of Taxes		Regional & Consolidated School Tax	
Financial Administration	35,845.00	Delinquent Tax & Lien Collections		School Taxes in Municipal Budget	
Assessment of Taxes	13,150.00	Business Personalty Replacement Taxes		County Taxes	1,242,280.82
Collection of Taxes	25,485.00	Taxes from Public Utilities		County Library Taxes	
Planning, Housing & Development	10,666.67	Other Miscellaneous Tax Revenues		Local Municipal Purpose Taxes	1,963,555.48
Human Resources	2,500.00	State Aid Revenues		Veteran & Senior Citizen Taxes	123,900.00
Elections	2,175.00	Federal Aid Revenues		Total Taxes for Rate Computation	6,274,944.80
General Administration (other)	198,706.44	State and Local Fiscal Assistance Act Utilized		Special District Taxes	
JUDICIARY		Sale of Acquired Property		Bank Corp. Taxes	20,854.94
Municipal Courts	16,121.00	Other Miscellaneous Revenues		Added and Omitted Taxes	66,197.56
PUBLIC SAFETY		Total		Total Taxes Levied - ABSTRACT	6,238,097.30
Fire Protection	97,850.00	Prior Years Surplus Appropriated		Total Taxes Billed	6,238,605.98
Police Protection	527,241.10	REVENUES		1983 TAXES COLLECTED	5,836,628.70
Civil Defense & Disaster Control	201.00	Reserve For Uncollected Taxes		1983 Taxes Cancelled, Abated or Adjusted	1,507.22
Environmental Inspection & Control	34,680.63	CAPITAL OUTLAY		Transfer to Tax Title Liens or Foreclosed	55.00
Other Public Safety		TOTAL		Balance Outstanding Dec. 31, 1983	400,415.06
PUBLIC WORKS				PRIOR YEARS TAXES OUTSTANDING	
Streets and Drainage	249,679.00	Public Enterprises		Balance January 1, 1983	1,004,391.15
Sewers and Sewage Processing	124,601.00	Recreation—Culture		Collected in 1983	38,764.92
Garbage and Trash Disposal	147,840.00	Public Works		Cancelled, Abated or Adjusted 1983	
Public Buildings and Grounds	52,362.20	Buildings and Grounds		Transfers to Tax Title Liens or Foreclosed	
Other Public Works	65,000.00	Library and Education		Balance December 31, 1983	965,626.23
HEALTH and WELFARE		Conservation		TAX TITLE LIENS OUTSTANDING	
Health Services Except Environmental	30,354.00	All Other		Balance January 1, 1983	316.85
Welfare-Public Assistance	2,680.00	CAPITAL DEBT AUTHORIZED, DECEMBER 31, 1983		Transfer From Taxes	55.00
Hospitals, Clinics, First Aid		ISSUED AND UNISSUED		Redeemed in 1983	
Animal, Insect, & Rodent Control		GROSS DEBT		Cancelled, Abated or Adjusted (1983)	
Other Welfare Services		NET DEBT		Transfers to Foreclosed Property	
RECREATION and CONSERVATION				Balance December 31, 1983	371.85
Beaches and Boardwalks				PROPERTY ACQUIRED BY DEED OR	
Parks, Playgrounds, Shade Trees	9,400.00			FORECLOSURE	
Land Reclamation & Conservation				Balance January 1, 1983	165,550.00
Other Recreational Services	8,227.50			Transfers From Taxes or Liens	
EDUCATION (excluding schools)				Sale for Cash (1983)	
Libraries	71,700.00			Cancelled, Abated or Adjusted (1983)	
Other Educational Services				Balance December 31, 1983	165,550.00
STATUTORY EXPENDITURES				CURRENT FINANCES DECEMBER 31, 1983	
Pensions & F. I. C. A.	160,747.13			ASSETS	
Employee Fringe Benefits	70,084.90			Cash Dec. 31, 1983	1,143,678.98
Other Statutory Expenditures	10,000.00			Taxes Receivable	1,366,041.29
CETA And Other Public Employment Programs				Tax Title Liens	371.85
MUNICIPAL FUNCTIONS				Foreclosed Property	165,550.00
CAPITAL IMPROVEMENTS	*MEMO* 34,800.00			Emergencies & Other Deferred Charges	5,200.00
DEBT SERVICE				State and Federal Aid Receivable	
Principal Payments	140,000.00			Other Receivables	22,828.72
Interest Payments	100,974.50			Total	2,703,670.84
DEFERRED CHARGES	55,210.02			LIABILITIES, RESERVES, AND SURPLUS	
SCHOOL, COUNTY, SPECIAL DISTRICT TAXES	4,187,489.32			Cash Liabilities	446,846.44
RESERVE FOR UNCOLLECTED TAXES	895,791.22			Reserves for Receivables	1,554,791.86
EXPENDITURES	7,346,761.73			Surplus Dec. 31, 1983	702,032.54
				Total	2,703,670.84

0516
Population 1980 2,809
Population 1983 2,694
S & P Rating
Moody Rating

General Tax Rate Per \$100. 3.67
State Equalized Tax Rate 2.01

WOODBINE BOROUGH – CAPE MAY CO.
Form of Government:
Borough Council
Number of Members on Governing Body – 6

PER CAPITA:
Gross Debt 95.03
Net Debt 21.16
Debt Service 8.85
Total Tax Levy 195.33
Municipal Expenditures 193.06
PER CENT:
Gross Debt 1.27
Net Debt .28
Tax Levy Collected 78.37
Tax Levy Cancelled, Abated or Adjusted

EXPENDITURES		REVENUES-REALIZED		1983 PROPERTY TAX	
GENERAL GOVERNMENT				STATE EQUALIZED TAX RATE 1.13	
Governing Body & Public Boards		1983 Property Taxes Collected	410,984.53	Local District School Taxes	293,958.75
Municipal Clerk		1983 Payments in Lieu of Taxes		Regional & Consolidated School Tax	
Financial Administration	9,033.00	Delinquent Tax & Lien Collections	96,348.23	School Taxes in Municipal Budget	
Assessment of Taxes	6,150.00	Business Personalty Replacement Taxes	24,098.76	County Taxes	82,355.29
Collection of Taxes	18,274.00	Taxes from Public Utilities	66,418.00	County Library Taxes	4,991.97
Planning, Housing & Development	7,545.00	Other Miscellaneous Tax Revenues		Local Municipal Purpose Taxes	140,100.00
Human Resources		State Aid Revenues	88,474.21	Veteran & Senior Citizen Taxes	21,850.00
Elections	776.00	Federal Aid Revenues		Total Taxes for Rate Computation	543,256.01
General Administration (other)	79,604.00	State and Local Fiscal Assistance Act Utilized	19,071.09	Special District Taxes	
JUDICIARY		Sale of Acquired Property		Bank Corp. Taxes	1,721.11
Municipal Courts	22,889.00	Other Miscellaneous Revenues	70,245.32	Added and Omitted Taxes	3,095.80
PUBLIC SAFETY		Total	775,640.14	Total Taxes Levied - ABSTRACT	526,222.92
Fire Protection	21,235.00	Prior Years Surplus Appropriated	32,800.00	Total Taxes Billed	524,401.44
Police Protection	4,000.00	REVENUES TOTAL	808,440.14	1983 TAXES COLLECTED	410,984.53
Civil Defense & Disaster Control	1,250.00	Reserve For Uncollected Taxes	115,046.82	1983 Taxes Cancelled, Abated or Adjusted	
Environmental Inspection & Control				Transfer to Tax Title Liens or Foreclosed	27,557.28
Other Public Safety				Balance Outstanding Dec. 31, 1983	85,859.63
PUBLIC WORKS		CAPITAL OUTLAY TOTAL		PRIOR YEARS TAXES OUTSTANDING	
Streets and Drainage	119,659.07	Public Enterprises		Balance January 1, 1983	108,974.07
Sewers and Sewage Processing		Recreation—Culture		Collected in 1983	77,803.10
Garbage and Trash Disposal		Public Works		Cancelled, Abated or Adjusted 1983	596.32
Public Buildings and Grounds	24,000.00	Buildings and Grounds		Transfers to Tax Title Liens or Foreclosed	29,411.13
Other Public Works	4,000.00	Library and Education		Balance December 31, 1983	1,163.52
HEALTH and WELFARE		Conservation		TAX TITLE LIENS OUTSTANDING	
Health Services Except Environmental	441.00	All Other		Balance January 1, 1983	12,881.40
Welfare-Public Assistance	15,100.00			Transfer From Taxes	62,711.76
Hospitals, Clinics, First Aid				Redeemed in 1983	18,545.13
Animal, Insect, & Rodent Control	4,800.00			Cancelled, Abated or Adjusted (1983)	
Other Welfare Services				Transfers to Foreclosed Property	
RECREATION and CONSERVATION				Balance December 31, 1983	57,048.03
Beaches and Boardwalks				PROPERTY ACQUIRED BY DEED OR FORECLOSURE	
Parks, Playgrounds, Shade Trees				Balance January 1, 1983	186,445.00
Land Reclamation & Conservation				Transfers From Taxes or Liens	
Other Recreational Services	1,000.00			Sale for Cash (1983)	
EDUCATION (excluding schools)				Cancelled, Abated or Adjusted (1983)	
Libraries				Balance December 31, 1983	186,445.00
Other Educational Services				CURRENT FINANCES DECEMBER 31, 1983	
STATUTORY EXPENDITURES				ASSETS	
Pensions & F. I. C. A.	21,500.00			Cash Dec. 31, 1983	166,389.38
Employee Fringe Benefits	5,410.00			Taxes Receivable	87,023.15
Other Statutory Expenditures	2,500.00			Tax Title Liens	57,048.03
CETA And Other Public Employment Programs				Foreclosed Property	186,445.00
MUNICIPAL FUNCTIONS TOTAL	369,166.07			Emergencies & Other Deferred Charges	40,292.75
CAPITAL IMPROVEMENTS *MEMO*				State and Federal Aid Receivable	687.83
DEBT SERVICE				Other Receivables	2,173.95
Principal Payments	19,000.00			Total	540,060.09
Interest Payments	4,845.00			LIABILITIES, RESERVES, AND SURPLUS	
DEFERRED CHARGES				Cash Liabilities	121,372.78
SCHOOL, COUNTY, SPECIAL DISTRICT TAXES	12,046.97			Reserves for Receivables	332,690.13
RESERVE FOR UNCOLLECTED TAXES	381,306.01			Surplus Dec. 31, 1983	85,997.18
EXPENDITURES TOTAL	901,410.87			Total	540,060.09

General Tax Rate Per \$100. 4.81
State Equalized Tax Rate 2.41

PER CAPITA:		PER CENT:	
Gross Debt	466.90	Gross Debt	1.90
Net Debt	448.74	Net Debt	1.83
Debt Service	55.13	Tax Levy Collected	97.40
Total Tax Levy	687.72	Tax Levy Cancelled, Abated	
Municipal Expenditures	366.56	or Adjusted	.43

EXPENDITURES		REVENUES-REALIZED		1983 PROPERTY TAXES	
GENERAL GOVERNMENT				STATE EQUALIZED TAX RATE $\frac{1.58}{100}$	
Governing Body & Public Boards	151,022.00	1983 Property Taxes Collected		Local District School Taxes	39,339,991.12
Municipal Clerk	172,159.00	1983 Payments in Lieu of Taxes		Regional & Consolidated School Tax	
Financial Administration	152,776.00	Delinquent Tax & Lien Collections		School Taxes in Municipal Budget	
Assessment of Taxes	105,276.00	Business Personalty Replacement Taxes		County Taxes	16,613,822.00
Collection of Taxes	138,875.00	Taxes from Public Utilities		County Library Taxes	
Planning, Housing & Development	199,657.00	Other Miscellaneous Tax Revenues		Local Municipal Purpose Taxes	3,929,002.62
Human Resources	73,850.00	State Aid Revenues		Veteran & Senior Citizen Taxes	1,092,350.00
Elections		Federal Aid Revenues		Total Taxes for Rate Computation	60,975,165.74
General Administration (other)	4,634,285.00	State and Local Fiscal Assistance Act Utilized		Special District Taxes	3,207,361.50
JUDICIARY		Sale of Acquired Property		Bank Corp. Taxes	67,190.52
Municipal Courts	243,101.00	Other Miscellaneous Revenues		Added and Omitted Taxes	601,847.45
PUBLIC SAFETY		Total		Total Taxes Levied - ABSTRACT	63,759,215.21
Fire Protection		Prior Years Surplus Appropriated		Total Taxes Billed	63,816,551.07
Police Protection	5,835,119.00	REVENUES		1983 TAXES COLLECTED	62,155,427.43
Civil Defense & Disaster Control	14,825.00	Reserve For Uncollected Taxes		1983 Taxes Cancelled, Abated or Adjusted	277,277.46
Environmental Inspection & Control	320,485.00	CAPITAL OUTLAY		Transfer to Tax Title Liens or Foreclosed	152,705.12
Other Public Safety	3,693.00	TOTAL		Balance Outstanding Dec. 31, 1983	1,231,141.06
PUBLIC WORKS				PRIOR YEARS TAXES OUTSTANDING	
Streets and Drainage	2,393,247.00	Public Enterprises		Balance January 1, 1983	1,907,354.28
Sewers and Sewage Processing	2,068,572.00	Recreation—Culture		Collected in 1983	1,759,313.97
Garbage and Trash Disposal	2,850,668.10	Public Works		Cancelled, Abated or Adjusted 1983	15,437.50
Public Buildings and Grounds	203,085.00	Buildings and Grounds		Transfers to Tax Title Liens or Foreclosed	88,226.18
Other Public Works	16,467.00	Library and Education		Balance December 31, 1983	44,376.63
HEALTH and WELFARE		Conservation		TAX TITLE LIENS OUTSTANDING	
Health Services Except Environmental	778,936.50	All Other		Balance January 1, 1983	400,183.98
Welfare-Public Assistance	165,734.00	CAPITAL DEBT AUTHORIZED, DECEMBER 31, 1983		Transfer From Taxes	257,727.79
Hospitals, Clinics, First Aid	45,000.00	ISSUED AND UNISSUED		Redeemed in 1983	139,425.91
Animal, Insect, & Rodent Control		GROSS DEBT		Cancelled, Abated or Adjusted (1983)	136.50
Other Welfare Services	71,995.00	NET DEBT		Transfers to Foreclosed Property	
RECREATION and CONSERVATION				Balance December 31, 1983	518,349.36
Beaches and Boardwalks	170,000.00	SCHOOL		PROPERTY ACQUIRED BY DEED OR	
Parks, Playgrounds, Shade Trees	1,135,444.00	Self-Liquidating		FORECLOSURE	
Land Reclamation & Conservation	1,850.00	Other		Balance January 1, 1983	1,481,381.45
Other Recreational Services	23,600.00	Total		Transfers From Taxes or Liens	
EDUCATION (excluding schools)				Sale for Cash (1983)	
Libraries	2,025,000.00	ISSUED AND OUTSTANDING		Cancelled, Abated or Adjusted (1983)	
Other Educational Services	56,716.00	SCHOOL		Balance December 31, 1983	1,481,381.45
STATUTORY EXPENDITURES		Self-Liquidating		CURRENT FINANCES DECEMBER 31, 1983	
Pensions & F. I. C. A.	2,512,680.00	Other		ASSETS	
Employee Fringe Benefits		Total		Cash Dec. 31, 1983	3,363,334.62
Other Statutory Expenditures	25,000.00	EQUALIZED VALUATION BASIS		Taxes Receivable	1,275,517.69
CETA And Other Public Employment Programs	26,589,117.60	FOR NET DEBT COMPUTATION		Tax Title Liens	518,349.36
MUNICIPAL FUNCTIONS		REAL PROPERTY VALUATIONS		Foreclosed Property	1,481,381.45
CAPITAL IMPROVEMENTS	1.00	Code Class # of Parcels % VAL'N		Emergencies & Other Deferred Charges	326,000.00
DEBT SERVICE		ASSESSED VALUATION		State and Federal Aid Receivable	
Principal Payments	2,188,645.00	1 Vacant Land 1890 3.33		Other Receivables	42,277.31
Interest Payments	2,922,435.05	2 Residential 23806 55.95		Total	7,006,860.43
DEFERRED CHARGES	181,652.04	3 Farm		LIABILITIES, RESERVES, AND SURPLUS	
SCHOOL, COUNTY, SPECIAL DISTRICT TAXES	59,161,174.62	4a Commercial 1018 18.30		Cash Liabilities	3,079,376.75
RESERVE FOR UNCOLLECTED TAXES	2,102,355.29	4b Industrial 170 17.45		Reserves for Receivables	3,317,525.81
EXPENDITURES	93,145,379.60	4c Apartments 59 4.97		Surplus Dec. 31, 1983	609,957.87
		Total 26943		Total	7,006,860.43
		Land Area 23.10 Sq. Miles			
		Net Valuation Taxable-Municipal			
		Net Valuation Taxable-County			
		State Equalized Valuation			
		State Equalization Ratio			

0822

Population 1980 10,353

Population 1983 10,273

S & P Rating

Moody Rating

General Tax Rate Per \$100.

2.40

State Equalized Tax Rate

2.59

WOODBURY CITY – GLOUCESTER COUNTY**Form of Government:****Special Charter (P.L. 1870 c. 271)****Number of Members on Governing Body – 9****PER CAPITA:**

Gross Debt 207.33

Net Debt 57.65

Debt Service 29.66

Total Tax Levy 489.04

Municipal Expenditures 309.90

PER CENT:

Gross Debt 1.24

Net Debt .35

Tax Levy Collected 94.05

Tax Levy Cancelled, Abated
or Adjusted 1.39

EXPENDITURES		REVENUES-REALIZED		1983 PROPERTY TAX	
GENERAL GOVERNMENT				STATE EQUALIZED TAX RATE 1.41	
Governing Body & Public Boards	10,700.00	1983 Property Taxes Collected 4,710,342.44		Local District School Taxes	2,724,855.93
Municipal Clerk	46,500.00	1983 Payments in Lieu of Taxes		Regional & Consolidated School Tax	
Financial Administration	38,753.00	Delinquent Tax & Lien Collections 359,583.65		School Taxes in Municipal Budget	
Assessment of Taxes	43,500.00	Business Personalty Replacement Taxes 161,160.20		County Taxes	1,143,847.51
Collection of Taxes	23,350.00	Taxes from Public Utilities 763,038.00		County Library Taxes	
Planning, Housing & Development	28,200.00	Other Miscellaneous Tax Revenues		Local Municipal Purpose Taxes	1,123,848.06
Human Resources	1,695.72	State Aid Revenues 174,870.79		Veteran & Senior Citizen Taxes	118,921.00
Elections	238,313.68	Federal Aid Revenues 95,010.06		Total Taxes for Rate Computation	5,111,472.50
General Administration (other)		State and Local Fiscal Assistance Act Utilized		Special District Taxes	
JUDICIARY	59,250.00	Sale of Acquired Property 471,001.10		Bank Corp. Taxes	18,004.48
Municipal Courts		Other Miscellaneous Revenues 6,735,006.24		Added and Omitted Taxes	13,356.25
PUBLIC SAFETY	143,364.60	Prior Years Surplus Appropriated 547,622.82		Total Taxes Levied - ABSTRACT	5,023,912.23
Fire Protection	779,009.97	REVENUES TOTAL 7,282,629.06		Total Taxes Billed	5,008,320.27
Police Protection	2,500.00	Reserve For Uncollected Taxes 299,415.00		1983 TAXES COLLECTED	4,710,342.44
Civil Defense & Disaster Control	69,900.00	CAPITAL OUTLAY TOTAL 382,462.46		1983 Taxes Cancelled, Abated or Adjusted	69,624.00
Environmental Inspection & Control		Public Enterprises 157,990.95		Transfer to Tax Title Liens or Foreclosed	47,776.05
Other Public Safety		Recreation—Culture 160,218.84		Balance Outstanding Dec. 31, 1983	180,577.78
PUBLIC WORKS	355,700.00	Public Works 44,252.67		PRIOR YEARS TAXES OUTSTANDING	
Streets and Drainage		Buildings and Grounds		Balance January 1, 1983	205,241.37
Sewers and Sewage Processing	145,600.00	Library and Education		Collected in 1983	177,478.65
Garbage and Trash Disposal	38,700.00	Conservation		Cancelled, Abated or Adjusted 1983	4,398.87
Public Buildings and Grounds		All Other		Transfers to Tax Title Liens or Foreclosed	14,435.33
Other Public Works		CAPITAL DEBT AUTHORIZED, DECEMBER 31, 1983		Balance December 31, 1983	8,928.52
HEALTH and WELFARE	2,200.00	ISSUED AND UNISSUED GROSS DEBT		TAX TITLE LIENS OUTSTANDING	
Health Services Except Environmental	15,000.00	School 788,000		Balance January 1, 1983	226,453.22
Welfare-Public Assistance		Self-liquidating 749,671		Transfer From Taxes	62,211.38
Hospitals, Clinics, First Aid	2,500.00	Other 592,200		Redeemed in 1983	182,105.00
Animal, Insect, & Rodent Control		Total 2,129,871		Cancelled, Abated or Adjusted (1983)	
Other Welfare Services		NET DEBT 592,200		Transfers to Foreclosed Property	12,628.09
RECREATION and CONSERVATION	55,760.00	ISSUED AND OUTSTANDING		Balance December 31, 1983	93,931.51
Beaches and Boardwalks	9,252.00	School 788,000.00		PROPERTY ACQUIRED BY DEED OR FORECLOSURE	
Parks, Playgrounds, Shade Trees	11,100.00	Self-Liquidating 749,650.00		Balance January 1, 1983	69,176.91
Land Reclamation & Conservation		Other 537,700.00		Transfers From Taxes or Liens	12,628.09
Other Recreational Services		Total 2,075,350.00		Sale for Cash (1983)	
EDUCATION (excluding schools)	62,400.00	EQUALIZED VALUATION BASIS FOR NET DEBT COMPUTATION 171,597,569		Cancelled, Abated or Adjusted (1983)	
Libraries		REAL PROPERTY VALUATIONS		Balance December 31, 1983	81,805.00
Other Educational Services		Code Class # of Parcels % VAL'N		CURRENT FINANCES DECEMBER 31, 1983	
STATUTORY EXPENDITURES	220,162.91	1 Vacant Land 306 1.94		ASSETS	
Pensions & F. I. C. A.	70,000.00	2 Residential 2897 72.59		Cash Dec. 31, 1983	1,489,190.29
Employee Fringe Benefits	8,000.00	3 Farm		Taxes Receivable	189,506.30
Other Statutory Expenditures		4a Commercial 244 20.26		Tax Title Liens	93,931.51
CETA And Other Public Employment Programs	2,481,411.88	4b Industrial 7 .88		Foreclosed Property	81,805.00
MUNICIPAL FUNCTIONS TOTAL	25,000.00	4c Apartments 19 4.33		Emergencies & Other Deferred Charges	94,709.39
CAPITAL IMPROVEMENTS *MEMO*		Total 3473		State and Federal Aid Receivable	
DEBT SERVICE	250,000.00	Land Area 2.13 Sq. Miles		Other Receivables	61,943.76
Principal Payments	54,727.00	Net Valuation Taxable-Municipal 208,123,501		LIABILITIES, RESERVES, AND SURPLUS	
Interest Payments		Net Valuation Taxable-County 185,209,849		Cash Liabilities	393,288.49
DEFERRED CHARGES	98,049.18	State Equalized Valuation 193,538,886		Reserves for Receivables	427,186.57
SCHOOL, COUNTY, SPECIAL DISTRICT TAXES	3,868,703.44	State Equalization Ratio 107.94		Surplus Dec. 31, 1983	1,190,611.19
RESERVE FOR UNCOLLECTED TAXES	299,415.00			Total	2,011,086.25
EXPENDITURES TOTAL	7,052,306.50				

0823
Population 1980 3,460
Population 1983 3,404
S & P Rating
Moody Rating

General Tax Rate Per \$100. 2.97
State Equalized Tax Rate 2.27

WOODBURY HGTS. BORO. - GLOU. CO.
Form of Government:
Borough Council
Number of Members on Governing Body - 6

PER CAPITA:
Gross Debt 515.11
Net Debt 235.40
Debt Service 14.60
Total Tax Levy 532.61
Municipal Expenditures 230.49
PER CENT:
Gross Debt 2.38
Net Debt 1.09
Tax Levy Collected 94.19
Tax Levy Cancelled, Abated or Adjusted

EXPENDITURES		REVENUES-REALIZED		1983 PROPERTY TAX	
GENERAL GOVERNMENT				STATE EQUALIZED TAX RATE	
Governing Body & Public Boards		1983 Property Taxes Collected	1,703,880.78	Local District School Taxes .47	375,535.45
Municipal Clerk	15,820.00	1983 Payments in Lieu of Taxes		Regional & Consolidated School Tax .90	720,552.99
Financial Administration	6,402.68	Delinquent Tax & Lien Collections	86,034.54	School Taxes in Municipal Budget	
Assessment of Taxes	8,313.26	Business Personalty Replacement Taxes	41,968.03	County Taxes .59	474,242.43
Collection of Taxes	4,308.96	Taxes from Public Utilities	238,495.00	County Library Taxes .02	13,036.01
Planning, Housing & Development		Other Miscellaneous Tax Revenues		Local Municipal Purpose Taxes .28	224,081.56
Human Resources		State Aid Revenues	32,016.67	Veteran & Senior Citizen Taxes	34,600.00
Elections	1,000.00	Federal Aid Revenues		Total Taxes for Rate Computation 2.26	1,842,048.44
General Administration (other)	83,709.86	State and Local Fiscal Assistance Act Utilized	15,553.35	Special District Taxes	
JUDICIARY		Sale of Acquired Property		Bank Corp. Taxes	4,092.68
Municipal Courts	16,800.00	Other Miscellaneous Revenues	70,617.98	Added and Omitted Taxes	1,469.43
PUBLIC SAFETY		Total	2,188,566.35	Total Taxes Levied - ABSTRACT	1,813,010.55
Fire Protection	33,131.00	Prior Years Surplus Appropriated	33,828.88	Total Taxes Billed	1,808,917.87
Police Protection	160,032.17	REVENUES TOTAL	2,222,395.23	1983 TAXES COLLECTED	1,703,880.78
Civil Defense & Disaster Control	100.00	Reserve For Uncollected Taxes	94,645.86	1983 Taxes Cancelled, Abated or Adjusted	
Environmental Inspection & Control	5,503.50	CAPITAL OUTLAY TOTAL	11,903.75	Transfer to Tax Title Liens or Foreclosed	
Other Public Safety		Public Enterprises	1,702.08	Balance Outstanding Dec. 31, 1983	105,037.09
PUBLIC WORKS		Recreation—Culture		PRIOR YEARS TAXES OUTSTANDING	
Streets and Drainage	153,139.83	Public Works	10,201.67	Balance January 1, 1983	96,097.63
Sewers and Sewage Processing		Buildings and Grounds		Collected in 1983	85,321.66
Garbage and Trash Disposal	54,500.00	Library and Education		Cancelled, Abated or Adjusted 1983	
Public Buildings and Grounds	17,958.55	Conservation		Transfers to Tax Title Liens or Foreclosed	
Other Public Works		All Other		Balance December 31, 1983	10,775.97
HEALTH and WELFARE		CAPITAL DEBT AUTHORIZED, DECEMBER 31, 1983		TAX TITLE LIENS OUTSTANDING	
Health Services Except Environmental	551.50	ISSUED AND UNISSUED		Balance January 1, 1983	2,851.89
Welfare-Public Assistance	2,150.00	School	952,134	Transfer From Taxes	
Hospitals, Clinics, First Aid		Self-liquidating	267,000	Redeemed in 1983	712.88
Animal, Insect, & Rodent Control	750.00	Other	534,299	Cancelled, Abated or Adjusted (1983)	
Other Welfare Services		Total	1,753,433	Transfers to Foreclosed Property	
RECREATION and CONSERVATION		ISSUED AND OUTSTANDING		Balance December 31, 1983	2,139.01
Beaches and Boardwalks		School	952,134.74	PROPERTY ACQUIRED BY DEED OR	
Parks, Playgrounds, Shade Trees	6,961.67	Self-Liquidating	242,000.00	FORECLOSURE	
Land Reclamation & Conservation		Other	513,049.00	Balance January 1, 1983	125,039.12
Other Recreational Services	3,250.00	Total	1,707,183.74	Transfers From Taxes or Liens	
EDUCATION (excluding schools)		EQUALIZED VALUATION BASIS		Sale for Cash (1983)	
Libraries		FOR NET DEBT COMPUTATION	73,756,606	Cancelled, Abated or Adjusted (1983)	
Other Educational Services		REAL PROPERTY VALUATIONS		Balance December 31, 1983	125,039.12
STATUTORY EXPENDITURES		Code Class # of Parcels % VAL'N		CURRENT FINANCES DECEMBER 31, 1983	
Pensions & F. I. C. A.	23,295.82	1 Vacant Land 182 3.32		ASSETS	
Employee Fringe Benefits	7,104.01	2 Residential 985 70.32		Cash Dec. 31, 1983	128,932.58
Other Statutory Expenditures		3 Farm 64 18.87		Taxes Receivable	115,813.06
CETA And Other Public Employment Programs		4a Commercial 64 18.87		Tax Title Liens	2,139.01
MUNICIPAL FUNCTIONS TOTAL	604,782.81	4b Industrial 7 7.20		Foreclosed Property	125,039.12
CAPITAL IMPROVEMENTS *MEMO*	2,000.00	4c Apartments 3 .28		Emergencies & Other Deferred Charges	93,312.01
DEBT SERVICE		Total 1241		State and Federal Aid Receivable	8,107.74
Principal Payments	7,490.00			Other Receivables	65,522.73
Interest Payments	42,196.66			Total	538,866.25
DEFERRED CHARGES	35,469.36			LIABILITIES, RESERVES, AND SURPLUS	
SCHOOL, COUNTY, SPECIAL DISTRICT TAXES	1,583,366.88	Land Area 1.23 Sq. Miles		Cash Liabilities	99,255.74
RESERVE FOR UNCOLLECTED TAXES	94,645.86	Net Valuation Taxable-Municipal	60,916,713	Reserves for Receivables	308,513.92
EXPENDITURES TOTAL	2,357,951.57	Net Valuation Taxable-County	70,563,364	Surplus Dec. 31, 1983	131,096.59
		State Equalized Valuation	79,512,772	Total	538,866.25
		State Equalization Ratio	76.40		

0268
Population 1980 5,644
Population 1983 5,614
S & P Rating
Moody Rating A

General Tax Rate Per \$100. 4.05
State Equalized Tax Rate 2.21

WOODCLIFF LAKE BORO. — BERGEN CO.
Form of Government:
Borough Council
Number of Members on Governing Body — 6

PER CAPITA:
Gross Debt 1,135.25
Net Debt 1,036.24
Debt Service 145.03
Total Tax Levy 1,336.13
Municipal Expenditures 567.64

PER CENT:
Gross Debt 2.09
Net Debt 1.91
Tax Levy Collected 98.38
Tax Levy Cancelled, Abated or Adjusted 1.18

EXPENDITURES		REVENUES-REALIZED		1983 PROPERTY TAX	
GENERAL GOVERNMENT				STATE EQUALIZED TAX RATE	
Governing Body & Public Boards		1983 Property Taxes Collected	7,371,622.52	Local District School Taxes .65	2,175,977.00
Municipal Clerk		1983 Payments in Lieu of Taxes	167,425.47	Regional & Consolidated School Tax .59	1,970,934.55
Financial Administration	30,910.00	Delinquent Tax & Lien Collections	47,800.60	School Taxes in Municipal Budget	
Assessment of Taxes	11,375.00	Business Personalty Replacement Taxes	478,600.00	County Taxes .35	1,157,375.97
Collection of Taxes		Taxes from Public Utilities		County Library Taxes	
Planning, Housing & Development	21,800.00	Other Miscellaneous Tax Revenues		Local Municipal Purpose Taxes .61	2,045,953.88
Human Resources		State Aid Revenues	37,987.88	Veteran & Senior Citizen Taxes	30,500.00
Elections	950.00	Federal Aid Revenues		Total Taxes for Rate Computation 2.20	7,380,741.40
General Administration (other)	341,371.00	State and Local Fiscal Assistance Act Utilized	55,758.69	Special District Taxes	
JUDICIARY		Sale of Acquired Property		Bank Corp. Taxes	7,882.95
Municipal Courts	25,540.00	Other Miscellaneous Revenues	356,389.29	Added and Omitted Taxes	142,901.60
PUBLIC SAFETY		Total	8,515,584.45	Total Taxes Levied - ABSTRACT	7,501,025.95
Fire Protection	72,600.00	Prior Years Surplus Appropriated	310,000.00	Total Taxes Billed	7,493,143.00
Police Protection	678,456.00	REVENUES TOTAL	8,825,584.45	1983 TAXES COLLECTED	7,371,622.52
Civil Defense & Disaster Control		Reserve For Uncollected Taxes	183,400.00	1983 Taxes Cancelled, Abated or Adjusted	13,498.65
Environmental Inspection & Control	22,630.00			Transfer to Tax Title Liens or Foreclosed	3,736.75
Other Public Safety	64,762.00	CAPITAL OUTLAY TOTAL	83,380.74	Balance Outstanding Dec. 31, 1983	104,285.08
PUBLIC WORKS				PRIOR YEARS TAXES OUTSTANDING	
Streets and Drainage	342,169.00	Public Enterprises		Balance January 1, 1983	144,624.15
Sewers and Sewage Processing	160,557.00	Recreation—Culture		Collected in 1983	144,624.15
Garbage and Trash Disposal	119,764.00	Public Works	70,169.89	Cancelled, Abated or Adjusted 1983	
Public Buildings and Grounds	38,250.00	Buildings and Grounds	13,210.85	Transfers to Tax Title Liens or Foreclosed	
Other Public Works	2,000.00	Library and Education		Balance December 31, 1983	
HEALTH and WELFARE		Conservation		TAX TITLE LIENS OUTSTANDING	
Health Services Except Environmental	16,174.00	All Other		Balance January 1, 1983	35,214.84
Welfare-Public Assistance	150.00			Transfer From Taxes	3,736.75
Hospitals, Clinics, First Aid	500.00	CAPITAL DEBT AUTHORIZED, DECEMBER 31, 1983		Redeemed in 1983	22,801.32
Animal, Insect, & Rodent Control		ISSUED AND UNISSUED		Cancelled, Abated or Adjusted (1983)	2,367.54
Other Welfare Services		School	555,831	Transfers to Foreclosed Property	
RECREATION and CONSERVATION		Self-Liquidating	5,817,435	Balance December 31, 1983	13,782.73
Beaches and Boardwalks		Other	5,817,435	PROPERTY ACQUIRED BY DEED OR FORECLOSURE	
Parks, Playgrounds, Shade Trees	37,360.00	Total	6,373,266	Balance January 1, 1983	950.00
Land Reclamation & Conservation				Transfers From Taxes or Liens	
Other Recreational Services	49,420.00	ISSUED AND OUTSTANDING		Sale for Cash (1983)	
EDUCATION (excluding schools)		School	555,831.05	Cancelled, Abated or Adjusted (1983)	
Libraries		Self-Liquidating	5,817,435.00	Balance December 31, 1983	950.00
Other Educational Services		Other	6,373,266.05	CURRENT FINANCES DECEMBER 31, 1983	
STATUTORY EXPENDITURES		Total		ASSETS	
Pensions & F. I. C. A.	139,494.00	EQUALIZED VALUATION BASIS		Cash Dec. 31, 1983	1,041,321.06
Employee Fringe Benefits		FOR NET DEBT COMPUTATION	304,494,867	Taxes Receivable	104,285.08
Other Statutory Expenditures	500.00	REAL PROPERTY VALUATIONS		Tax Title Liens	13,782.73
CETA And Other Public Employment Programs		Code Class # of Parcels % VAL'N		Foreclosed Property	950.00
MUNICIPAL FUNCTIONS		1 Vacant Land 122 2.29	4,162,100.00	Emergencies & Other Deferred Charges	43,200.00
CAPITAL IMPROVEMENTS		2 Residential 1606 75.21	136,641,200.00	State and Federal Aid Receivable	
MEMO	10,000.00	3 Farm 19 .38	680,400.00	Other Receivables	516.26
DEBT SERVICE		4a Commercial 44 22.13	40,199,240.00	Total	1,204,055.13
Principal Payments	451,158.69	4b Industrial		LIABILITIES, RESERVES, AND SURPLUS	
Interest Payments	363,026.77	4c Apartments		Cash Liabilities	404,848.95
		Total 1791	181,682,940.00	Reserves for Receivables	119,534.07
DEFERRED CHARGES		Land Area 3.75 Sq. Miles		Surplus Dec. 31, 1983	679,672.11
SCHOOL, COUNTY, SPECIAL DISTRICT TAXES	12,400.00	Net Valuation Taxable-Municipal	181,837,821	Total	1,204,055.13
RESERVE FOR UNCOLLECTED TAXES	5,304,287.52	Net Valuation Taxable-County	312,911,421		
EXPENDITURES		State Equalized Valuation	333,035,250		
TOTAL	8,491,004.98	State Equalization Ratio	54.58		

0339
 Population 1980 **2,285**
 Population 1983 **2,088**
 S & P Rating
 Moody Rating

General Tax Rate Per \$100. **3.35**
 State Equalized Tax Rate **2.60**

WOODLAND TWP. - BURLINGTON CO.
Form of Government:
Township Committee
Number of Members on Governing Body - 3

PER CAPITA:
 Gross Debt **95.07**
 Net Debt **68.25**
 Debt Service **1.15**
 Total Tax Levy **429.77**
 Municipal Expenditures **273.76**

PER CENT:
 Gross Debt **.51**
 Net Debt **.37**
 Tax Levy Collected **85.06**
 Tax Levy Cancelled, Abated or Adjusted **1.55**

EXPENDITURES		REVENUES-REALIZED		1983 PROPERTY TAX	
GENERAL GOVERNMENT				STATE EQUALIZED TAX RATE 1.59	
Governing Body & Public Boards		1983 Property Taxes Collected	763,474.68	Local District School Taxes	544,993.00
Municipal Clerk	22,717.00	1983 Payments in Lieu of Taxes	66,772.95	Regional & Consolidated School Tax	
Financial Administration	21,392.00	Delinquent Tax & Lien Collections	83,066.85	School Taxes in Municipal Budget	
Assessment of Taxes	22,000.00	Business Personalty Replacement Taxes	6,643.40	County Taxes	.58 198,924.59
Collection of Taxes	11,238.00	Taxes from Public Utilities	72,944.00	County Library Taxes	.03 11,189.76
Planning, Housing & Development		Other Miscellaneous Tax Revenues		Local Municipal Purpose Taxes	.40 138,724.03
Human Resources		State Aid Revenues	26,148.15	Veteran & Senior Citizen Taxes	11,100.00
Elections		Federal Aid Revenues		Total Taxes for Rate Computation	2.60 904,931.38
General Administration (other)	76,582.00	State and Local Fiscal Assistance Act Utilized	76,017.41	Special District Taxes	
JUDICIARY	19,939.00	Sale of Acquired Property	72,975.93	Bank Corp. Taxes	
Municipal Courts		Other Miscellaneous Revenues		Added and Omitted Taxes	3,521.50
PUBLIC SAFETY		Total	1,168,043.37	Total Taxes Levied - ABSTRACT	897,352.88
Fire Protection	30,600.00	Prior Years Surplus Appropriated	50,000.00	Total Taxes Billed	897,604.63
Police Protection	9,000.00	REVENUES TOTAL	1,218,043.37	1983 TAXES COLLECTED	763,474.68
Civil Defense & Disaster Control	500.00	Reserve For Uncollected Taxes	188,705.63	1983 Taxes Cancelled, Abated or Adjusted	13,926.69
Environmental Inspection & Control	2,780.00	CAPITAL OUTLAY TOTAL	11,084.03	Transfer to Tax Title Liens or Foreclosed	16,320.65
Other Public Safety		Public Enterprises		Balance Outstanding Dec. 31, 1983	103,882.61
PUBLIC WORKS	53,503.00	Recreation—Culture		PRIOR YEARS TAXES OUTSTANDING	
Streets and Drainage		Public Works	11,084.03	Balance January 1, 1983	100,073.42
Sewers and Sewage Processing	44,120.00	Buildings and Grounds		Collected in 1983	77,830.23
Public Buildings and Grounds	5,080.00	Library and Education		Cancelled, Abated or Adjusted 1983	3,643.65
Other Public Works		Conservation		Transfers to Tax Title Liens or Foreclosed	2,874.25
HEALTH and WELFARE		All Other		Balance December 31, 1983	15,725.29
Health Services Except Environmental	2,654.00	CAPITAL DEBT AUTHORIZED, DECEMBER 31, 1983		TAX TITLE LIENS OUTSTANDING	
Welfare-Public Assistance	5,745.00	ISSUED AND UNISSUED		Balance January 1, 1983	205,958.27
Hospitals, Clinics, First Aid		School	56,000	Transfer From Taxes	20,589.43
Animal, Insect, & Rodent Control	5,000.00	Self-liquidating	142,500	Redeemed in 1983	5,236.62
Other Welfare Services		Other	198,500	Cancelled, Abated or Adjusted (1983)	
RECREATION and CONSERVATION		Total	198,500	Transfers to Foreclosed Property	
Beaches and Boardwalks		ISSUED AND OUTSTANDING		Balance December 31, 1983	221,311.08
Parks, Playgrounds, Shade Trees		School	56,000.00	PROPERTY ACQUIRED BY DEED OR FORECLOSURE	
Land Reclamation & Conservation		Self-Liquidating		Balance January 1, 1983	33,600.00
Other Recreational Services	8,500.00	Other		Transfers From Taxes or Liens	
EDUCATION (excluding schools)		Total	56,000.00	Sale for Cash (1983)	
Libraries		EQUALIZED VALUATION BASIS FOR NET DEBT COMPUTATION	38,826,468	Cancelled, Abated or Adjusted (1983)	
Other Educational Services		REAL PROPERTY VALUATIONS		Balance December 31, 1983	33,600.00
STATUTORY EXPENDITURES		Code Class # of Parcels % VAL'N		CURRENT FINANCES DECEMBER 31, 1983	
Pensions & F. I. C. A.	18,500.00	1 Vacant Land 2743 21.06	5,468,827.00	ASSETS	
Employee Fringe Benefits	4,000.00	2 Residential 340 54.43	14,136,650.00	Cash Dec. 31, 1983	553,050.18
Other Statutory Expenditures	2,500.00	3 Farm 280 11.20	2,910,730.00	Taxes Receivable	119,607.90
CETA And Other Public Employment Programs		4a Commercial 24 8.09	2,101,050.00	Tax Title Liens	221,311.08
MUNICIPAL FUNCTIONS TOTAL	366,350.00	4b Industrial 15 5.21	1,353,750.00	Foreclosed Property	33,600.00
CAPITAL IMPROVEMENTS *MEMO*		4c Apartments		Emergencies & Other Deferred Charges	
DEBT SERVICE		Total 3402	25,971,007.00	State and Federal Aid Receivable	
Principal Payments	2,393.69	Land Area 95.38 Sq. Miles		Other Receivables	5,041.98
Interest Payments		Net Valuation Taxable-Municipal	26,694,408	Total	932,611.14
DEFERRED CHARGES	14,154.69	Net Valuation Taxable-County	33,481,465	LIABILITIES, RESERVES, AND SURPLUS	
SCHOOL, COUNTY, SPECIAL DISTRICT TAXES	755,107.35	State Equalized Valuation	34,174,211	Cash Liabilities	395,566.09
RESERVE FOR UNCOLLECTED TAXES	188,705.63	State Equalization Ratio	77.64	Reserves for Receivables	379,560.96
EXPENDITURES TOTAL	1,326,711.36			Surplus Dec. 31, 1983	157,484.09
				Total	932,611.14

0437
Population 1980 2,578
Population 1983 2,571
S & P Rating
Moody Rating

General Tax Rate Per \$100. 7.28
State Equalized Tax Rate 4.04

WOODLYNNE BOROUGH – CAMDEN CO.
Form of Government:
Borough Council
Number of Members on Governing Body – 6

PER CAPITA:
Gross Debt 301.72
Net Debt 208.48
Debt Service 35.16
Total Tax Levy 444.68
Municipal Expenditures 263.28

PER CENT:
Gross Debt 2.93
Net Debt 2.02
Tax Levy Collected 95.17
Tax Levy Cancelled, Abated or Adjusted .32

EXPENDITURES		REVENUES-REALIZED		1983 PROPERTY TAX	
GENERAL GOVERNMENT				STATE EQUALIZED TAX RATE 1.64	
Governing Body & Public Boards		1983 Property Taxes Collected	1,088,324.23	Local District School Taxes	464,260.55
Municipal Clerk		1983 Payments in Lieu of Taxes		Regional & Consolidated School Tax	
Financial Administration	10,000.00	Delinquent Tax & Lien Collections	39,825.49	School Taxes in Municipal Budget	
Assessment of Taxes	2,950.00	Business Personalty Replacement Taxes	9,409.52	County Taxes	* 312,511.69
Collection of Taxes	450.00	Taxes from Public Utilities	94,343.00	County Library Taxes	.02 6,907.42
Planning, Housing & Development		Other Miscellaneous Tax Revenues		Local Municipal Purpose Taxes	1.26 358,000.00
Human Resources		State Aid Revenues	48,487.28	Veteran & Senior Citizen Taxes	54,350.00
Elections	2,960.00	Federal Aid Revenues		Total Taxes for Rate Computation	4.02 1,196,029.66
General Administration (other)	89,465.00	State and Local Fiscal Assistance Act Utilized	25,075.00	Special District Taxes	
JUDICIARY		Sale of Acquired Property	5,200.00	Bank Corp. Taxes	390.82
Municipal Courts	7,510.00	Other Miscellaneous Revenues	49,963.56	Added and Omitted Taxes	1,211.79
PUBLIC SAFETY		Total	1,360,628.08	Total Taxes Levied - ABSTRACT	1,143,282.27
Fire Protection	9,300.00	Prior Years Surplus Appropriated	108,000.00	Total Taxes Billed	1,143,548.15
Police Protection	152,748.00	REVENUES TOTAL	1,468,628.08	1983 TAXES COLLECTED	1,088,324.23
Civil Defense & Disaster Control	250.00	Reserve For Uncollected Taxes	61,666.37	1983 Taxes Cancelled, Abated or Adjusted	3,609.88
Environmental Inspection & Control	3,100.00	CAPITAL OUTLAY TOTAL	22,740.57	Transfer to Tax Title Liens or Foreclosed	8,392.49
Other Public Safety				Balance Outstanding Dec. 31, 1983	43,221.55
PUBLIC WORKS				PRIOR YEARS TAXES OUTSTANDING	
Streets and Drainage	68,506.00	Public Enterprises		Balance January 1, 1983	48,910.54
Sewers and Sewage Processing	13,292.00	Recreation—Culture		Collected in 1983	39,825.49
Garbage and Trash Disposal	58,543.13	Public Works	11,209.40	Cancelled, Abated or Adjusted 1983	
Public Buildings and Grounds	26,600.00	Buildings and Grounds	11,531.17	Transfers to Tax Title Liens or Foreclosed	8,246.28
Other Public Works		Library and Education		Balance December 31, 1983	838.77
HEALTH and WELFARE		Conservation		TAX TITLE LIENS OUTSTANDING	
Health Services Except Environmental	400.00	All Other		Balance January 1, 1983	
Welfare-Public Assistance	9,500.00			Transfer From Taxes	17,682.98
Hospitals, Clinics, First Aid				Redeemed in 1983	
Animal, Insect, & Rodent Control				Cancelled, Abated or Adjusted (1983)	
Other Welfare Services				Transfers to Foreclosed Property	
RECREATION and CONSERVATION				Balance December 31, 1983	17,682.98
Beaches and Boardwalks				PROPERTY ACQUIRED BY DEED OR	
Parks, Playgrounds, Shade Trees	6,500.00			FORECLOSURE	
Land Reclamation & Conservation				Balance January 1, 1983	39,500.00
Other Recreational Services	5,750.00			Transfers From Taxes or Liens	
EDUCATION (excluding schools)				Sale for Cash (1983)	5,200.00
Libraries	2,100.00			Cancelled, Abated or Adjusted (1983)	4,800.00
Other Educational Services				Balance December 31, 1983	29,500.00
STATUTORY EXPENDITURES				CURRENT FINANCES DECEMBER 31, 1983	
Pensions & F. I. C. A.	38,100.00			ASSETS	
Employee Fringe Benefits	10,000.00			Cash Dec. 31, 1983	180,997.49
Other Statutory Expenditures	1,000.00			Taxes Receivable	44,060.32
CETA And Other Public Employment Programs				Tax Title Liens	17,682.98
MUNICIPAL FUNCTIONS TOTAL	519,024.13			Foreclosed Property	29,500.00
CAPITAL IMPROVEMENTS *MEMO*	1,000.00			Emergencies & Other Deferred Charges	7,700.00
DEBT SERVICE				State and Federal Aid Receivable	
Principal Payments	50,100.00			Other Receivables	2,050.28
Interest Payments	40,297.50			Total	281,991.07
DEFERRED CHARGES				LIABILITIES, RESERVES, AND SURPLUS	
SCHOOL, COUNTY, SPECIAL DISTRICT TAXES	5,800.00			Cash Liabilities	43,246.04
RESERVE FOR UNCOLLECTED TAXES	783,679.66			Reserves for Receivables	93,293.58
EXPENDITURES TOTAL	1,460,567.66			Surplus Dec. 31, 1983	145,451.45
				Total	281,991.07

1715
Population 1980 3,250
Population 1983 3,305
S & P Rating
Moody Rating

General Tax Rate Per \$100. 2.90
State Equalized Tax Rate 2.92

WOODSTOWN BORO. — SALEM CO.
Form of Government:
Borough Council
Number of Members on Governing Body — 6

PER CAPITA:
Gross Debt 567.49
Net Debt 49.43
Debt Service 15.01
Total Tax Levy 473.49
Municipal Expenditures 243.17
PER CENT:
Gross Debt 3.85
Net Debt .34
Tax Levy Collected 91.01
Tax Levy Cancelled, Abated or Adjusted .43

EXPENDITURES		REVENUES-REALIZED		1983 PROPERTY TAX	
GENERAL GOVERNMENT				STATE EQUALIZED TAX RATE	
Governing Body & Public Boards		1983 Property Taxes Collected	1,410,476.06	Local District School Taxes	
Municipal Clerk	14,300.00	1983 Payments in Lieu of Taxes		Regional & Consolidated School Tax	1.65 874,639.25
Financial Administration	9,500.00	Delinquent Tax & Lien Collections	108,247.99	School Taxes in Municipal Budget	
Assessment of Taxes	10,110.00	Business Personalty Replacement Taxes	21,686.64	County Taxes	.76 405,020.45
Collection of Taxes	5,714.00	Taxes from Public Utilities	140,413.00	County Library Taxes	
Planning, Housing & Development	1,200.00	Other Miscellaneous Tax Revenues		Local Municipal Purpose Taxes	.50 267,000.00
Human Resources	300.00	State Aid Revenues	53,705.44	Veteran & Senior Citizen Taxes	35,500.00
Elections	64,950.00	Federal Aid Revenues		Total Taxes for Rate Computation	2.91 1,582,159.70
General Administration (other)		State and Local Fiscal Assistance Act Utilized	12,716.20	Special District Taxes	
JUDICIARY	23,676.40	Sale of Acquired Property	1,500.00	Bank Corp. Taxes	15,030.56
Municipal Courts		Other Miscellaneous Revenues	132,379.00	Added and Omitted Taxes	3,203.25
PUBLIC SAFETY		Total	1,881,624.33	Total Taxes Levied - ABSTRACT	1,564,893.51
Fire Protection	17,100.00	Prior Years Surplus Appropriated	148,533.67	Total Taxes Billed	1,549,862.95
Police Protection	203,244.00	REVENUES TOTAL	2,030,158.00	1983 TAXES COLLECTED	1,410,476.06
Civil Defense & Disaster Control	100.00	Reserve For Uncollected Taxes	157,200.00	1983 Taxes Cancelled, Abated or Adjusted	6,679.60
Environmental Inspection & Control	6,111.00	CAPITAL OUTLAY TOTAL	231.00	Transfer to Tax Title Liens or Foreclosed	12,633.07
Other Public Safety				Balance Outstanding Dec. 31, 1983	120,074.22
PUBLIC WORKS	71,165.00			PRIOR YEARS TAXES OUTSTANDING	
Streets and Drainage		Public Enterprises		Balance January 1, 1983	109,849.14
Sewers and Sewage Processing	49,000.00	Recreation—Culture		Collected in 1983	98,016.88
Garbage and Trash Disposal	26,700.00	Public Works	231.00	Cancelled, Abated or Adjusted 1983	
Public Buildings and Grounds	9,000.00	Buildings and Grounds		Transfers to Tax Title Liens or Foreclosed	10,314.92
Other Public Works		Library and Education		Balance December 31, 1983	1,517.34
HEALTH and WELFARE	760.00	Conservation		TAX TITLE LIENS OUTSTANDING	
Health Services Except Environmental	3,675.00	All Other		Balance January 1, 1983	9,529.23
Welfare-Public Assistance	1,000.00	CAPITAL DEBT AUTHORIZED, DECEMBER 31, 1983		Transfer From Taxes	24,288.27
Hospitals, Clinics, First Aid	2,000.00	ISSUED AND UNISSUED		Redeemed in 1983	10,231.11
Animal, Insect, & Rodent Control		SCHOOL GROSS DEBT	1,577,183	Cancelled, Abated or Adjusted (1983)	
Other Welfare Services		Self-liquidating	135,000	Transfers to Foreclosed Property	
RECREATION and CONSERVATION		Other	163,366	Balance December 31, 1983	23,586.39
Beaches and Boardwalks	4,500.00	Total	1,875,549	PROPERTY ACQUIRED BY DEED OR FORECLOSURE	
Parks, Playgrounds, Shade Trees		ISSUED AND OUTSTANDING		Balance January 1, 1983	7,800.00
Land Reclamation & Conservation	1,000.00	School	1,577,183.75	Transfers From Taxes or Liens	
Other Recreational Services		Self-Liquidating	135,000.00	Sale for Cash (1983)	1,500.00
EDUCATION (excluding schools)	2,400.00	Other	151,378.00	Cancelled, Abated or Adjusted (1983)	5,500.00
Libraries		Total	1,863,561.75	Balance December 31, 1983	800.00
Other Educational Services		EQUALIZED VALUATION BASIS		CURRENT FINANCES DECEMBER 31, 1983	
STATUTORY EXPENDITURES	42,700.00	FOR NET DEBT COMPUTATION	48,731,900	ASSETS	
Pensions & F. I. C. A.	19,500.00	REAL PROPERTY VALUATIONS		Cash Dec. 31, 1983	392,457.87
Employee Fringe Benefits	1,200.00	Code Class # of Parcels % VAL'N	ASSESSED VALUATION	Taxes Receivable	121,591.56
Other Statutory Expenditures		1 Vacant Land 115 1.87	967,100.00	Tax Title Liens	23,586.39
CETA And Other Public Employment Programs	590,905.40	2 Residential 908 80.00	41,426,900.00	Foreclosed Property	800.00
MUNICIPAL FUNCTIONS TOTAL	10,000.00	3 Farm 20 .22	115,800.00	Emergencies & Other Deferred Charges	10,730.00
CAPITAL IMPROVEMENTS *MEMO*		4a Commercial 76 14.60	7,558,200.00	State and Federal Aid Receivable	
DEBT SERVICE	31,378.00	4b Industrial		Other Receivables	12,788.54
Principal Payments	18,236.36	4c Apartments 5 3.31	1,715,100.00	Total	561,954.36
Interest Payments		Total 1124	51,783,100.00	LIABILITIES, RESERVES, AND SURPLUS	
DEFERRED CHARGES	5,967.96	Land Area 1.56 Sq. Miles		Cash Liabilities	86,692.85
SCHOOL, COUNTY, SPECIAL DISTRICT TAXES	1,279,659.70	Net Valuation Taxable-Municipal	53,406,794	Reserves for Receivables	158,766.49
RESERVE FOR UNCOLLECTED TAXES	157,200.00	Net Valuation Taxable-County	50,171,985	Surplus Dec. 31, 1983	316,495.02
EXPENDITURES TOTAL	2,083,347.42	State Equalized Valuation	53,022,866	Total	561,954.36
		State Equalization Ratio	100.75		

0824
Population 1980 1,129
Population 1983 1,159
S & P Rating
Moody Rating

General Tax Rate Per \$100. 2.65
State Equalized Tax Rate 2.07

WOOLWICH TOWNSHIP – GLOUCESTER CO.
Form of Government:
Township Committee
Number of Members on Governing Body – 3

PER CAPITA:
Gross Debt 118.16
Net Debt 5.18
Debt Service 5.93
Total Tax Levy 712.65
Municipal Expenditures 380.59
PER CENT:
Gross Debt .40
Net Debt .02
Tax Levy Collected 94.66
Tax Levy Cancelled, Abated or Adjusted

EXPENDITURES		REVENUES-REALIZED		1983 PROPERTY TAX	
GENERAL GOVERNMENT				STATE EQUALIZED TAX RATE	
Governing Body & Public Boards		1983 Property Taxes Collected	783,522.16	Local District School Taxes .72	284,276.30
Municipal Clerk		1983 Payments in Lieu of Taxes		Regional & Consolidated School Tax .70	276,392.89
Financial Administration	7,975.00	Delinquent Tax & Lien Collections	47,712.18	School Taxes in Municipal Budget	
Assessment of Taxes	10,700.00	Business Personalty Replacement Taxes	59,527.88	County Taxes .56	220,196.82
Collection of Taxes	6,429.91	Taxes from Public Utilities	234,710.00	County Library Taxes .02	6,056.10
Planning, Housing & Development	4,557.52	Other Miscellaneous Tax Revenues		Local Municipal Purpose Taxes .07	27,000.00
Human Resources		State Aid Revenues	7,752.63	Veteran & Senior Citizen Taxes	9,550.00
Elections	375.00	Federal Aid Revenues		Total Taxes for Rate Computation 2.07	823,474.11
General Administration (other)	55,780.33	State and Local Fiscal Assistance Act Utilized	8,736.77	Special District Taxes	
JUDICIARY		Sale of Acquired Property		Bank Corp. Taxes	
Municipal Courts	19,940.00	Other Miscellaneous Revenues	56,275.60	Added and Omitted Taxes	12,034.28
PUBLIC SAFETY		Total	1,198,237.22	Total Taxes Levied - ABSTRACT	825,958.39
Fire Protection	24,100.20	Prior Years Surplus Appropriated	87,327.06	Total Taxes Billed	827,718.74
Police Protection	158,356.03	REVENUES TOTAL	1,265,564.28	1983 TAXES COLLECTED	783,522.16
Civil Defense & Disaster Control		Reserve For Uncollected Taxes	45,850.00	1983 Taxes Cancelled, Abated or Adjusted	1.80
Environmental Inspection & Control	18,907.00			Transfer to Tax Title Liens or Foreclosed	951.35
Other Public Safety				Balance Outstanding Dec. 31, 1983	43,243.43
PUBLIC WORKS		CAPITAL OUTLAY TOTAL		PRIOR YEARS TAXES OUTSTANDING	
Streets and Drainage	30,325.10	Public Enterprises		Balance January 1, 1983	54,654.75
Sewers and Sewage Processing		Recreation—Culture		Collected in 1983	47,712.18
Garbage and Trash Disposal	7,725.74	Public Works		Cancelled, Abated or Adjusted 1983	.74
Public Buildings and Grounds	5,800.00	Buildings and Grounds		Transfers to Tax Title Liens or Foreclosed	
Other Public Works		Library and Education		Balance December 31, 1983	6,941.83
HEALTH and WELFARE		Conservation		TAX TITLE LIENS OUTSTANDING	
Health Services Except Environmental	455.00	All Other		Balance January 1, 1983	3,608.06
Welfare-Public Assistance	1,630.00			Transfer From Taxes	951.35
Hospitals, Clinics, First Aid		CAPITAL DEBT AUTHORIZED, DECEMBER 31, 1983		Redeemed in 1983	
Animal, Insect, & Rodent Control	1,753.14	ISSUED AND UNISSUED		Cancelled, Abated or Adjusted (1983)	
Other Welfare Services		School	130,945	Transfers to Foreclosed Property	
RECREATION and CONSERVATION		Self-liquidating		Balance December 31, 1983	4,559.41
Beaches and Boardwalks		Other	6,000	PROPERTY ACQUIRED BY DEED OR	
Parks, Playgrounds, Shade Trees	300.00	Total	136,945	FORECLOSURE	
Land Reclamation & Conservation		ISSUED AND OUTSTANDING		Balance January 1, 1983	3,600.00
Other Recreational Services		School	130,945.47	Transfers From Taxes or Liens	
EDUCATION (excluding schools)		Self-Liquidating		Sale for Cash (1983)	
Libraries	300.00	Other	6,000.00	Cancelled, Abated or Adjusted (1983)	
Other Educational Services		Total	136,945.47	Balance December 31, 1983	3,600.00
STATUTORY EXPENDITURES		EQUALIZED VALUATION BASIS		CURRENT FINANCES DECEMBER 31, 1983	
Pensions & F. I. C. A.	26,574.86	FOR NET DEBT COMPUTATION	34,583,480	ASSETS	
Employee Fringe Benefits		REAL PROPERTY VALUATIONS		Cash Dec. 31, 1983	338,102.56
Other Statutory Expenditures	1,840.08	Code Class # of Parcels % VAL'N		Taxes Receivable	50,185.26
CETA And Other Public Employment Programs		1 Vacant Land 55 1.85	544,700.00	Tax Title Liens	4,559.41
MUNICIPAL FUNCTIONS		2 Residential 225 29.57	8,696,700.00	Foreclosed Property	3,600.00
CAPITAL IMPROVEMENTS	383,824.91	3 Farm 471 34.32	10,092,500.00	Emergencies & Other Deferred Charges	3,039.70
MEMO		4a Commercial 41 29.93	8,800,600.00	State and Federal Aid Receivable	6,919.70
DEBT SERVICE		4b Industrial 2 4.33	1,273,700.00	Other Receivables	2,417.50
Principal Payments	6,000.00	4c Apartments		Total	408,824.13
Interest Payments	870.00	Total	29,408,200.00	LIABILITIES, RESERVES, AND SURPLUS	
DEFERRED CHARGES	4,562.37	Land Area 21.48 Sq. Miles		Cash Liabilities	72,079.29
SCHOOL, COUNTY, SPECIAL DISTRICT TAXES	786,924.11	Net Valuation Taxable-Municipal	30,780,546	Reserves for Receivables	60,762.17
RESERVE FOR UNCOLLECTED TAXES	45,850.00	Net Valuation Taxable-County	35,728,103	Surplus Dec. 31, 1983	275,982.67
EXPENDITURES TOTAL	1,228,031.39	State Equalized Valuation	38,950,353	Total	408,824.13
		State Equalization Ratio	78.26		

0340
Population 1980 3,031
Population 1983 3,239
S & P Rating
Moody Rating

General Tax Rate Per \$100. 2.61
State Equalized Tax Rate 2.52

WRIGHTSTOWN BORO. - BURLINGTON CO.
Form of Government:
Borough Council
Number of Members on Governing Body - 6

PER CAPITA:
Gross Debt 134.24
Net Debt 8.22
Debt Service 3.16
Total Tax Levy 141.00
Municipal Expenditures 96.49
PER CENT:
Gross Debt 2.89
Net Debt .18
Tax Levy Collected 91.64
Tax Levy Cancelled, Abated or Adjusted .37

EXPENDITURES		REVENUES-REALIZED		1983 PROPERTY TAX	
GENERAL GOVERNMENT				STATE EQUALIZED TAX RATE	
Governing Body & Public Boards		1983 Property Taxes Collected	417,792.53	Local District School Taxes 1.62	289,598.28
Municipal Clerk		1983 Payments in Lieu of Taxes		Regional & Consolidated School Tax	
Financial Administration	11,984.00	Delinquent Tax & Lien Collections	32,349.71	School Taxes in Municipal Budget	
Assessment of Taxes	7,300.00	Business Personalty Replacement Taxes	17,947.18	County Taxes	108,347.06
Collection of Taxes	3,000.00	Taxes from Public Utilities	61,642.00	County Library Taxes	6,039.76
Planning, Housing & Development	1,800.00	Other Miscellaneous Tax Revenues		Local Municipal Purpose Taxes	47,772.66
Human Resources		State Aid Revenues	32,462.74	Veteran & Senior Citizen Taxes	2,700.00
Elections		Federal Aid Revenues		Total Taxes for Rate Computation 2.52	454,457.76
General Administration (other)	57,912.00	State and Local Fiscal Assistance Act Utilized	18,720.00	Special District Taxes	
JUDICIARY		Sale of Acquired Property		Bank Corp. Taxes	858.15
Municipal Courts		Other Miscellaneous Revenues	90,541.73	Added and Omitted Taxes	4,093.98
PUBLIC SAFETY		Total	671,455.89	Total Taxes Levied - ABSTRACT	456,709.89
Fire Protection	7,800.00	Prior Years Surplus Appropriated	60,000.00	Total Taxes Billed	455,884.63
Police Protection	50,350.00	REVENUES TOTAL	731,455.89	1983 TAXES COLLECTED	417,792.53
Civil Defense & Disaster Control	50.00	Reserve For Uncollected Taxes	52,191.99	1983 Taxes Cancelled, Abated or Adjusted	1,702.84
Environmental Inspection & Control	7,100.00	CAPITAL OUTLAY TOTAL	13,294.00	Transfer to Tax Title Liens or Foreclosed	
Other Public Safety		Public Enterprises		Balance Outstanding Dec. 31, 1983	36,389.26
PUBLIC WORKS		Recreation—Culture		PRIOR YEARS TAXES OUTSTANDING	
Streets and Drainage	52,700.00	Public Works	13,294.00	Balance January 1, 1983	32,506.73
Sewers and Sewage Processing		Buildings and Grounds		Collected in 1983	32,349.71
Garbage and Trash Disposal	23,419.00	Library and Education		Cancelled, Abated or Adjusted 1983	
Public Buildings and Grounds	12,000.00	Conservation		Transfers to Tax Title Liens or Foreclosed	
Other Public Works		All Other		Balance December 31, 1983	157.02
HEALTH and WELFARE		CAPITAL DEBT AUTHORIZED, DECEMBER 31, 1983		TAX TITLE LIENS OUTSTANDING	
Health Services Except Environmental	500.00	ISSUED AND UNISSUED		Balance January 1, 1983	
Welfare-Public Assistance	2,650.00	School	408,187	Transfer From Taxes	
Hospitals, Clinics, First Aid		Self-liquidating	26,620	Redeemed in 1983	
Animal, Insect, & Rodent Control		Other	26,620	Cancelled, Abated or Adjusted (1983)	
Other Welfare Services		Total	434,807	Transfers to Foreclosed Property	
RECREATION and CONSERVATION		ISSUED AND OUTSTANDING		Balance December 31, 1983	
Beaches and Boardwalks		School	408,187.65	PROPERTY ACQUIRED BY DEED OR	
Parks, Playgrounds, Shade Trees		Self-Liquidating		FORECLOSURE	
Land Reclamation & Conservation		Other	13,320.19	Balance January 1, 1983	1,000.00
Other Recreational Services	2,700.00	Total	421,507.84	Transfers From Taxes or Liens	
EDUCATION (excluding schools)		EQUALIZED VALUATION BASIS		Sale for Cash (1983)	
Libraries		FOR NET DEBT COMPUTATION	15,053,029	Cancelled, Abated or Adjusted (1983)	
Other Educational Services		REAL PROPERTY VALUATIONS		Balance December 31, 1983	1,000.00
STATUTORY EXPENDITURES		Code Class # of Parcels % VAL'N		CURRENT FINANCES DECEMBER 31, 1983	
Pensions & F. I. C. A.	4,970.00	ASSESSED VALUATION		ASSETS	
Employee Fringe Benefits	530.00	1 Vacant Land 29 3.68	523,250.00	Cash Dec. 31, 1983	331,629.67
Other Statutory Expenditures	850.00	2 Residential 96 28.78	4,087,000.00	Taxes Receivable	36,546.28
CETA And Other Public Employment Programs		3 Farm 4 .16	22,200.00	Tax Title Liens	
MUNICIPAL FUNCTIONS TOTAL	247,615.00	4a Commercial 56 46.52	6,605,800.00	Foreclosed Property	1,000.00
CAPITAL IMPROVEMENTS *MEMO*	5,000.00	4b Industrial		Emergencies & Other Deferred Charges	3,214.05
DEBT SERVICE		4c Apartments 17 20.86	2,962,000.00	State and Federal Aid Receivable	
Principal Payments	8,416.00	Total 202	14,200,250.00	Other Receivables	1,995.77
Interest Payments	1,815.00	Land Area 1.65 Sq. Miles		Total	374,385.77
DEFERRED CHARGES	2,499.05	Net Valuation Taxable-Municipal	17,329,904	LIABILITIES, RESERVES, AND SURPLUS	
SCHOOL, COUNTY, SPECIAL DISTRICT TAXES	403,985.10	Net Valuation Taxable-County	18,071,436	Cash Liabilities	189,372.29
RESERVE FOR UNCOLLECTED TAXES	52,191.99	State Equalized Valuation	17,817,542	Reserves for Receivables	39,542.05
EXPENDITURES TOTAL	716,522.14	State Equalization Ratio	96.68	Surplus Dec. 31, 1983	145,471.43

0270
 Population 1980 **15,500**
 Population 1983 **15,674**
 S & P Rating
 Moody Rating **A1**

General Tax Rate Per \$100. **3.06**
 State Equalized Tax Rate **2.06**

WYCKOFF TOWNSHIP - BERGEN COUNTY
Form of Government:
Township Committee
Number of Members on Governing Body - 5

PER CAPITA:
 Gross Debt **450.30**
 Net Debt **338.27**
 Debt Service **30.99**
 Total Tax Levy **965.73**
 Municipal Expenditures **320.26**

PER CENT:
 Gross Debt **1.05**
 Net Debt **.79**
 Tax Levy Collected **97.42**
 Tax Levy Cancelled, Abated or Adjusted **.02**

EXPENDITURES		REVENUES-REALIZED		1983 PROPERTY TAX	
GENERAL GOVERNMENT				STATE EQUALIZED TAX RATE →	
Governing Body & Public Boards	4,800.00	1983 Property Taxes Collected		Local District School Taxes	.85 6,221,769.50
Municipal Clerk		1983 Payments in Lieu of Taxes		Regional & Consolidated School Tax	.53 3,852,230.40
Financial Administration	64,544.00	Delinquent Tax & Lien Collections		School Taxes in Municipal Budget	
Assessment of Taxes	35,882.00	Business Personalty Replacement Taxes		County Taxes	.35 2,571,542.09
Collection of Taxes	29,894.00	Taxes from Public Utilities		County Library Taxes	
Planning, Housing & Development	14,492.00	Other Miscellaneous Tax Revenues		Local Municipal Purpose Taxes	.32 2,354,737.81
Human Resources		State Aid Revenues		Veteran & Senior Citizen Taxes	125,400.00
Elections	4,067.00	Federal Aid Revenues		Total Taxes for Rate Computation	2.05 15,125,679.80
General Administration (other)	458,858.00	State and Local Fiscal Assistance Act Utilized		Special District Taxes	
JUDICIARY		Sale of Acquired Property		Bank Corp. Taxes	32,309.89
Municipal Courts	40,940.00	Other Miscellaneous Revenues		Added and Omitted Taxes	104,319.71
PUBLIC SAFETY		Total		Total Taxes Levied - ABSTRACT	15,136,909.40
Fire Protection	73,574.00	Prior Years Surplus Appropriated		Total Taxes Billed	15,104,599.51
Police Protection	92,790.94	REVENUES TOTAL		1983 TAXES COLLECTED	14,715,511.11
Civil Defense & Disaster Control	300.00	Reserve For Uncollected Taxes		1983 Taxes Cancelled, Abated or Adjusted	3,668.94
Environmental Inspection & Control	82,368.00	CAPITAL OUTLAY TOTAL		Transfer to Tax Title Liens or Foreclosed	1,031.22
Other Public Safety				Balance Outstanding Dec. 31, 1983	384,388.24
PUBLIC WORKS		Public Enterprises		PRIOR YEARS TAXES OUTSTANDING	
Streets and Drainage	491,674.00	Recreation—Culture		Balance January 1, 1983	450,484.88
Sewers and Sewage Processing	7,000.00	Public Works		Collected in 1983	450,332.10
Garbage and Trash Disposal	568,000.00	Buildings and Grounds		Cancelled, Abated or Adjusted 1983	119.05
Public Buildings and Grounds	94,204.00	Library and Education		Transfers to Tax Title Liens or Foreclosed	99.28
Other Public Works	120,000.00	Conservation		Balance December 31, 1983	-65.55
HEALTH and WELFARE		All Other		TAX TITLE LIENS OUTSTANDING	
Health Services Except Environmental	707,561.06	CAPITAL DEBT AUTHORIZED, DECEMBER 31, 1983		Balance January 1, 1983	2,649.39
Welfare-Public Assistance	9,025.00	ISSUED AND UNISSUED GROSS DEBT NET DEBT		Transfer From Taxes	1,161.31
Hospitals, Clinics, First Aid		School 1,299,523		Redeemed in 1983	
Animal, Insect, & Rodent Control		Self-liquidating 5,758,459		Cancelled, Abated or Adjusted (1983)	
Other Welfare Services		Other 7,057,982		Transfers to Foreclosed Property	
RECREATION and CONSERVATION		Total 5,301,966		Balance December 31, 1983	3,810.70
Beaches and Boardwalks		ISSUED AND OUTSTANDING		PROPERTY ACQUIRED BY DEED OR FORECLOSURE	
Parks, Playgrounds, Shade Trees	3,500.00	School 1,299,523.36		Balance January 1, 1983	36,740.00
Land Reclamation & Conservation		Self-Liquidating 5,581,000.00		Transfers From Taxes or Liens	
Other Recreational Services	66,535.00	Other 6,880,523.36		Sale for Cash (1983)	
EDUCATION (excluding schools)		Total 6,880,523.36		Cancelled, Abated or Adjusted (1983)	
Libraries	186,500.00	EQUALIZED VALUATION BASIS FOR NET DEBT COMPUTATION		Balance December 31, 1983	36,740.00
Other Educational Services		REAL PROPERTY VALUATIONS		CURRENT FINANCES DECEMBER 31, 1983	
STATUTORY EXPENDITURES		Code Class # of Parcels % VAL'N ASSESSED VALUATION		ASSETS	
Pensions & F. I. C. A.	263,709.40	1 Vacant Land 196 1.36 6,645,800.00		Cash Dec. 31, 1983	1,306,361.38
Employee Fringe Benefits		2 Residential 4830 89.55 436,706,800.00		Taxes Receivable	384,322.69
Other Statutory Expenditures	6,500.00	3 Farm 23 .45 2,182,800.00		Tax Title Liens	3,810.70
CETA And Other Public Employment Programs		4a Commercial 135 6.51 31,723,100.00		Foreclosed Property	36,740.00
MUNICIPAL FUNCTIONS		4b Industrial 16 2.08 10,146,100.00		Emergencies & Other Deferred Charges	
CAPITAL IMPROVEMENTS		4c Apartments 2 .05 245,300.00		State and Federal Aid Receivable	
DEBT SERVICE		Total 5202 487,649,900.00		Other Receivables	
Principal Payments	100,000.00	Land Area 6.70 Sq. Miles		Total	1,731,234.77
Interest Payments	385,665.00	Net Valuation Taxable-Municipal		LIABILITIES, RESERVES, AND SURPLUS	
		Net Valuation Taxable-County		Cash Liabilities	367,489.18
DEFERRED CHARGES		State Equalized Valuation		Reserves for Receivables	424,873.39
SCHOOL, COUNTY, SPECIAL DISTRICT TAXES	12,645,541.99	State Equalization Ratio		Surplus Dec. 31, 1983	938,872.20
RESERVE FOR UNCOLLECTED TAXES	990,747.29			Total	1,731,234.77
EXPENDITURES					
TOTAL	17,665,322.68				

MUNICIPALITIES OPERATING UNDER SPECIAL STATUTORY FORMS OF GOVERNMENT

OPTIONAL MUNICIPAL CHARTER LAW 1950

COMMISSION FORM (1911)

Allenhurst Boro.
 Audubon Boro.
 Avon-By-The Sea Boro.
 Bass River Twp.
 Beach Haven Boro.
 Belleville Twp.
 Belmar Boro.
 Bordentown City
 Bradley Beach Boro.
 Brigantine City
 Cape May Point Boro.
 Collingswood Boro.
 Deal Boro.
 Haddon Twp.
 Haddonfield Boro.
 Harvey Cedars Boro.
 Hawthorne Boro.
 Long Beach Twp.
 Longport Boro.
 Lyndhurst Twp.
 Margate City, City
 Millville City
 Monmouth Beach Boro.
 Mount Ephraim Boro.
 North Bergen Twp.
 Nutley Twp.
 Pine Valley Boro.
 Ridgefield Park Village
 Sea Isle City, City
 Tavistock Boro.
 Union City, City
 Ventnor City, City
 West Cape May Boro.
 West New York Town
 West Wildwood Boro.
 Wildwood Crest Boro.

MAYOR-COUNCIL

PLAN A

Bridgeton City
 Long Branch City
 Vineland City

MAYOR-COUNCIL (con't)

Plan B

Avalon Boro.
 Brick Twp.
 Camden City
 Cherry Hill Twp.
 Gloucester Twp.
 Lodi Boro.
 Mahwah Twp.
 Passaic City
 Perth Amboy City
 Saddle Brook Twp.
 Spotswood Boro.
 West Orange Twp.

Plan C

Bayonne City
 Jersey City, City
 Newark City
 Trenton City

Plan D

Atlantic City, City
 Berkeley Twp.
 Delran Twp.
 Hoboken City
 Irvington Twp.
 Ocean City, City
 Orange City, Twp.
 Paterson City
 South Amboy City
 Wildwood City

Plan E

Bridgewater Twp.
 Burlington Twp.
 East Brunswick Twp.
 Edison Twp.
 Hamilton Twp. (Mercer)
 Jefferson Twp.
 Marlboro Twp.
 Mine Hill Twp.
 Mount Olive Twp.
 New Brunswick City
 North Plainfield Boro.

MAYOR-COUNCIL (con't)

Plan E (con't)

Parsippany-Troy Hills Twp.
 River Vale Twp.
 Washington Twp. (Bergen)
 Washington Twp. (Glou.)
Plan F

Clark Twp.
 Denville Twp.
 Elizabeth City
 Florence Twp.
 Lincoln Park Boro.
 Monroe Twp. (Glou.)
 Monroe Twp. (Midd.)
 Morristown Town
 Old Bridge Twp.
 Piscataway Twp.
 Rahway City
 Rockaway Twp.
 Wayne Twp.
 Woodbridge Twp.

SMALL MUNICIPALITY

Plan A

Berlin Twp.
 Island Heights Boro.
 Stafford Twp.

Plan C

Allamuchy Twp.
 Chester Twp.
 Clinton Twp.
 Fairfield Twp. (Essex)
 Greenwich Twp. (Glou.)
 Highlands Boro.
 Lambertville City
 Lopatcong Twp.
 West Paterson Boro.

Plan D

Estell Manor City

COUNCIL-MANAGER

Plan A

Mount Holly Twp.
 Ocean Twp. (Mon.)

Plan B

Cedar Grove Twp.
 Evesham Twp.
 Keansburg Boro.
 Newton Town
 Phillipsburg Town
 Ridgewood Village
 Sparta Twp.

Plan C

Montclair Twp.
 Weehawken Twp.

Plan D

Franklin Twp. (Som.)
 West Milford Twp.
 Lower Twp.

Plan E

Aberdeen Twp.
 Deptford Twp.
 East Windsor Twp.
 Eastampton Twp.
 Galloway Twp.
 Lawrence Twp. (Mer.)
 Livingston Twp.
 Maple Shade Twp.
 Medford Twp.
 Moorestown Twp.
 Mount Laurel Twp.
 Mountain Lakes Boro.
 Pequannock Twp.
 Randolph Twp.
 Ringwood Boro.
 Scotch Plains Twp.
 Washington Boro.
 Willingboro Twp.

COUNCIL-MANAGER (con't)

Plan F

Roxbury Twp.

COUNCIL-MANAGER ACT
of 1923

Asbury Park City
 Cape May City
 Clifton City
 Fair Lawn Boro.
 Garfield City
 Hackensack City
 Medford Lakes Boro.
 Teaneck Twp.
 Teterboro Boro.

SPECIAL CHARTER
(Pre-1950)

Beverly City (1857)
 Burlington City (1851)
 Corbin City, City (1922)
 Egg Harbor City (1858)
 Gloucester City, City (1868)
 Hammonton Town (1866)
 Salem City (1858)
 Woodbury City (1870)

SPECIAL CHARTER
(Post-1950)

*Bloomfield Twp. (1955)
 *Englewood City (1970)
 Hackettstown Town (1970)
 Middletown Twp. (1971)
 *Montville Twp. (1974)
 Plainfield City (1968)
 South Orange Vill. Twp. (1977)
 Westfield Town (1967)

MAYOR COUNCIL-ADMINISTRATOR

North Brunswick Twp.

*Charter Study (Faulkner Act)

TABLE 1
POPULATION CLASSIFICATIONS OF NEW JERSEY COUNTIES AND CITIES
(BASED UPON THE 1980 OFFICIAL CENSUS)

Counties (N.J.S.40A:6-1)

1st Class	Excess of 550,000 = Population density exceeding 3,000 per square mile Essex, Bergen, Hudson
2nd Class	All others exceeding 200,000 = Not bordering on the Atlantic Ocean= Burlington, Morris, Union, Passaic, Camden, Middlesex, Mercer, Somerset
3rd Class	50,000-200,000 = Not bordering on the Atlantic Ocean = Hunterdon, Salem, Gloucester, Cumberland, Sussex, Warren
4th Class	Less than 50,000 = Not bordering on Atlantic Ocean = None
5th Class	Bordering on the Atlantic Ocean, exceeding 100,000 = Monmouth, Atlantic, Ocean
6th Class	Bordering on the Atlantic Ocean, less than 100,000 = Cape May

Cities (R.S. 40:167-2)

1st Class	Exceeding 150,000 = Newark and Jersey City
2nd Class	12,000-150,000
3rd Class	All those not in 1st or 2nd class, except cities bordering upon Atlantic Ocean which are seaside or summer resorts.
4th Class	All cities bordering upon the Atlantic Ocean which are seaside or summer resorts.

TABLE 2

LOCAL UNITS RANKED BY POPULATION - 1983 ESTIMATES

COUNTY	POPULATION	MUNICIPALITY	POPULATION	MUNICIPALITY	POPULATION
Bergen	843,684	Irvington Twp.	62,762	Long Branch City	29,639
Essex	842,640	Union City, City	56,939	Bridgewater Twp.	29,210
Middlesex	610,849	Brick Twp.	56,552	Nutley Twp.	28,929
Hudson	560,313	Vineland City	53,514	Neptune Twp.	28,721
Monmouth	515,181	Passaic City	53,492	Livingston Twp.	28,108
Union	505,943	Old Bridge Twp.	53,419	Howell Twp.	26,895
Camden	479,535	Union Twp. (Union)	50,649	Garfield City	26,891
Passaic	454,589	Parsippany-Troy Hills Twp.	50,360	Rahway City	26,709
Morris	413,825	Gloucester Twp.	48,379	Paramus Boro.	26,416
Burlington	373,597	Bloomfield Twp.	47,688	Jackson Twp.	26,345
Ocean	363,974	Wayne Twp.	47,607	Berkeley Twp.	25,938
Mercer	312,945	North Bergen Twp.	47,265	Bergenfield Boro.	25,690
Somerset	206,789	Plainfield City	46,245	Ridgewood Village	25,006
Gloucester	204,884	Piscataway Twp.	43,304	Millville City	24,968
Atlantic	197,906	Hoboken City	42,082	Evesham Twp.	24,299
Cumberland	133,196	West New York Town	41,106	Cranford Twp.	24,243
Sussex	119,308	New Brunswick City	41,055	North Brunswick Twp.	24,032
Hunterdon	90,525	West Orange Twp.	39,959	Deerfield Twp.	23,881
Cape May	86,978	Willingboro Twp.	39,664	Enclewood City	23,855
Warren	85,161	Lakewood Twp.	38,928	Lodi Borough	23,786
Salem	65,810	Teaneck Twp.	38,926	Ocean Twp.	23,598
Total	7,467,632	Perth Amboy City	38,786	West Milford Twp.	23,464
		Montclair Twp.	38,468	Hazlet Twp.	23,257
		East Brunswick Twp.	38,327	Manlewood Twp.	22,831
		Atlantic City, City	37,849	Monroe Twp.	22,455
		Linden City	37,547	Winslow Twp.	22,199
		Hackensack City	36,063	East Windsor Twp.	21,865
		Kearny Town	35,609	Hillside Twp.	21,487
		Belleville Twp.	35,600	Scotch Plains Twp.	21,315
		Ewing Twp.	34,985	Summit City	21,194
		Pennsauken Twp.	34,130	Cliffside Park Boro.	21,135
		Franklin Twp. (Som.)	32,955	Hillsborough Twp.	20,783
		Fort Lee Boro.	32,730	Lawrence Twp. (Mercer)	20,767
		Fair Lawn Boro.	31,664	Roselle Boro.	20,571
		Sayreville Boro.	31,241	Lyndhurst Twp.	20,433
		Orange City Twp.	30,890	South Plainfield Boro.	20,400
		Pemberton Twp.	30,876	Maple Shade Twp.	20,391
		Manchester Twp.	30,813	Marlboro Twp.	20,390
		Westfield Town	30,354	Carteret Boro.	20,293
		Washington Twp. (Glou.)	29,974	Manalapan Twp.	20,252

TABLE 2 - (continued)

MUNICIPALITY	POPULATION	MUNICIPALITY	POPULATION	MUNICIPALITY	POPULATION
Egg Harbor Twp.	20,186	Madison Boro.	15,343	New Providence Boro.	12,433
Mount Laurel Twp.	20,063	New Hanover Twp.	15,274	Harrison Town	12,401
Freehold Twp.	19,785	Lacey Twp.	15,078	Hammonton Town	12,398
Rockaway Twp.	19,582	Delran Twp.	14,976	Princeton Boro.	12,250
Millburn Twp.	19,480	Ocean City, City	14,777	Middle Twp.	12,186
Mount Olive Twp.	19,361	Secaucus Town	14,726	Haddonfield Boro.	12,171
Roxbury Twp.	19,336	Galloway Twp.	14,674	Little Falls Twp.	12,110
Wall Twp.	19,271	Dover Town	14,674	Hasbrouck Heights Boro.	12,069
Morris Twp.	19,094	Montville Twp.	14,576	Hanover Twp.	11,946
North Plainfield Boro.	18,821	Glassboro Boro.	14,567	Red Bank Boro.	11,837
Rutherford Boro.	18,787	Denville Twp.	14,380	Ventnor City, City	11,833
Medford Twp.	18,714	Verona Twp.	14,157	Somerville Boro.	11,827
Bridgeton City	18,537	Princeton Twp.	14,148	Burlington Twp.	11,595
Randolph Twp.	18,375	South River Boro.	14,054	Stafford Twp.	11,489
Hawthorne Boro.	18,369	Pennsville Twp.	13,928	Totowa Boro.	11,392
Elmwood Park Boro.	18,315	Springfield Twp.	13,886	Glen Rock Boro.	11,381
Lower Twp.	18,277	Saddle Brook Twp.	13,854	West Paterson Boro.	11,360
Lindenwood Boro.	18,262	Pleasantville City	13,797	West Caldwell Twp.	11,356
West Deptford Twp.	18,180	Palisades Park Boro.	13,737	Manville Boro.	11,195
Dumont Boro.	18,167	Pequannock Twp.	13,732	Readington Twp.	11,190
Point Pleasant Boro.	18,085	Sparta Twp.	13,693	Hopewell Twp. (Mercer)	11,003
Aberdeen Twp.	17,930	Bellmawr Boro.	13,662	River Edge Boro.	10,880
South Brunswick Twp.	17,773	Tenafly Boro.	13,494	Westwood Boro.	10,864
Monroe Twp.	17,523	Weehawken Twp.	13,473	Pompton Lakes Boro.	10,806
Vernon Twp.	17,283	Metuchen Boro.	13,446	Mount Holly Twp.	10,758
Morristown Town	16,641	Oakland Boro.	13,348	Waldwick Boro.	10,635
Asbury Park City	16,629	Middlesex Boro.	13,327	Keansburg Boro.	10,620
New Milford Boro.	16,618	Roselle Park Boro.	13,319	Wallington Boro.	10,590
Phillipsburg Town	16,576	Bernards Twp.	13,302	Hamilton Twp. (Atlantic)	10,524
Clark Twp.	16,540	Franklin Twp. (Glou.)	13,101	Fairview Boro.	10,485
Jefferson Twp.	16,478	Eatontown Boro.	13,091	Burlington City	10,456
North Arlington Boro.	16,388	Highland Park Boro.	13,075	Hillsdale Boro.	10,358
Voorhees Twp.	16,029	Ramsey Boro.	13,040	Wanaque Boro.	10,325
Cinnaminson Twp.	15,943	Gloucester City, City	13,028	Somers Point City	10,279
Collingswood Boro.	15,831	Ringwood Boro.	13,006	Woodbury City	10,273
Haddon Twp.	15,805	Mahwah Twp.	12,870	Florham Park Boro.	10,225
S. Orange Vill. Twp.	15,686	Washington Twp. (Morris)	12,699	Ridgefield Boro.	10,125
Moorestown Twp.	15,681	Ridgefield Park Vill.	12,508	Freehold Boro.	10,103
Wyckoff Twp.	15,674	Berkeley Heights Twp.	12,480	Warren Twp.	9,844
Hopatcong Boro.	15,575	Cedar Grove Twp.	12,467	Maywood Boro.	9,762

TABLE 2 - (continued)

<u>MUNICIPALITY</u>	<u>POPULATION</u>	<u>MUNICIPALITY</u>	<u>POPULATION</u>	<u>MUNICIPALITY</u>	<u>POPULATION</u>
Washington Twp. (Ber)	9,708	Fairfield Twp. (Essex)	8,102	Salem City	7,008
River Vale Twp.	9,676	Beachwood Boro.	8,068	Milltown Boro.	6,993
Pitman Boro.	9,610	Branchburg Twp.	8,068	Upper Deerfield Twp.	6,844
Little Egg Harbor Twp.	9,568	Leonia Boro.	8,052	Bernardsville Boro.	6,821
Bound Brook Boro.	9,541	Wood-Ridge Boro.	8,024	Paulsboro Boro.	6,813
Audubon Boro.	9,513	Colts Neck Twp.	7,999	Rockaway Boro.	6,766
Mantua Twp.	9,496	Riverside Twp.	7,981	Haledon Boro.	6,726
East Hanover Twp.	9,470	Upper Saddle River Boro.	7,947	Tabernacle Twp.	6,608
Little Ferry Boro.	9,331	Bloomington Boro.	7,934	Belmar Boro.	6,608
Barnegat Twp.	9,305	Tinton Falls Boro.	7,903	Dunellen Boro.	6,472
Runnemede Boro.	9,304	Kinnelon Boro.	7,898	Washington Boro.	6,388
North Hanover Twp.	9,298	Stratford Boro.	7,867	Union Beach Boro.	6,341
Edgewater Park Twp.	9,293	East Rutherford Boro.	7,789	Linwood City	6,169
Franklin Lakes Boro.	9,241	Glen Ridge Boro. Twp.	7,766	Oceanport Boro.	6,167
Florence Twp.	9,169	Northfield City	7,720	Raritan Boro.	6,148
West Windsor Twp.	9,069	Emerson Boro.	7,719	Carlstadt Boro.	6,114
Margate City, City	9,058	Newton Town	7,710	Clayton Boro.	6,082
Pine Hill Boro.	9,041	Fanwood Boro.	7,689	Allendale Boro.	6,067
Southampton Twp.	8,999	Cresskill Boro.	7,600	Clementon Boro.	5,893
Brigantine City	8,985	West Long Branch Boro.	7,587	Morris Plains Boro.	5,884
Raritan Twp.	8,967	Caldwell Boro. Twp.	7,584	Berlin Boro.	5,859
Hackettstown Town	8,947	Byram Twp.	7,584	Mansfield Twp. (Warren)	5,844
Chatham Twp.	8,847	Wantage Twp.	7,564	Somerdale Boro.	5,807
Holmdel Twp.	8,807	Upper Twp.	7,560	North Caldwell Twp.	5,799
Waterford Twp.	8,787	Montgomery Twp.	7,559	Fairfield Twp. (Cum)	5,783
Lincoln Park Boro.	8,710	Pittsgrove Twp.	7,547	Englewood Cliffs Boro.	5,762
Matawan Boro.	8,682	Rumson Boro.	7,482	Wharton Boro.	5,627
Carneys Point Twp.	8,636	Plainsboro Twp.	7,475	Woodcliff Lake Boro.	5,614
Boonton Town	8,559	Butler Boro.	7,450	Fair Haven Boro.	5,611
Oradell Boro.	8,530	Guttenberg Town	7,416	Penns Grove Boro.	5,557
Clinton Twp.	8,504	Keyport Boro.	7,411	Rochelle Park Twp.	5,515
Chatham Boro.	8,438	Passaic Twp.	7,409	Little Silver Boro.	5,485
Spotswood Boro.	8,423	Midland Park Boro.	7,366	Lebanon Twp.	5,453
Park Ridge Boro.	8,392	Montvale Boro.	7,359	Pt. Pleasant Beach Boro.	5,435
North Haledon Boro.	8,276	Barrington Boro.	7,321	Berlin Twp.	5,414
Haddon Heights Boro.	8,264	Palmyra Boro.	7,216	Greenwich Twp. (Glou.)	5,394
Bogota Boro.	8,260	Bordentown Twp.	7,122	Roseland Boro.	5,387
Kenilworth Boro.	8,201	Buena Vista Twp.	7,100	Spring Lake Heights Boro.	5,363
South Amboy City	8,144	Mountainside Boro.	7,066	Chester Twp.	5,289
Closter Boro.	8,133	Absecon City	7,054	Manasquan Boro.	5,280

TABLE 2 - (continued)

<u>MUNICIPALITY</u>	<u>POPULATION</u>	<u>MUNICIPALITY</u>	<u>POPULATION</u>	<u>MUNICIPALITY</u>	<u>POPULATION</u>
Watchung Boro.	5,268	South Bound Brook Boro.	4,303	Woodbury Heights Boro.	3,404
Mullica Twp.	5,256	Jamesburg Boro.	4,279	Harding Township	3,350
Lumberton Twp.	5,221	Dennis Twp.	4,265	Mine Hill Twp.	3,347
Highlands Boro.	5,200	Washington Twp. (Warren)	4,245	Elk Twp.	3,334
Neptune City Boro.	5,177	Mount Arlington Boro.	4,240	Hainesport Twp.	3,333
Prospect Park Boro.	5,176	Flemington Boro.	4,237	Boonton Twp.	3,315
Cape May City	5,146	Spring Lake Boro.	4,212	Woodstown Boro.	3,305
Medford Lakes Boro.	5,105	East Greenwich Twp.	4,211	Upper Pittsboro Twp.	3,241
Northvale Boro.	5,023	Oaklyn Boro.	4,210	Wrightstown Boro.	3,239
Mendham Boro.	5,005	Mountain Lakes Boro.	4,204	Bethlehem Twp.	3,200
Demarest Boro.	4,980	Old Tappan Boro.	4,189	Lawnside Boro.	3,035
Lopatcong Twp.	4,972	Tewksbury Twp.	4,178	Riverton Boro.	3,001
Atlantic Highlands B.	4,970	Wildwood Crest Boro.	4,149	Lakehurst Boro.	2,984
Frankford Twp.	4,967	Millstone Twp.	4,098	Sea Isle City, City	2,933
Shamong Twp.	4,922	Ho-Ho-Kus Boro.	4,089	Shrewsbury Boro.	2,926
Bradley Beach Boro.	4,896	Chesterfield Twp.	4,073	Alexandria Twp.	2,912
Maurice River Twp.	4,879	Lambertville City	4,059	Beverly City	2,906
Wildwood City	4,866	Hampton Twp.	4,045	Quinton Twp.	2,906
Magnolia Boro.	4,843	South Toms River Boro.	4,029	Independence Twp.	2,896
North Wildwood City	4,796	Stillwater Twp.	4,027	White Twp.	2,885
Westville Boro.	4,791	Westampton Twp.	3,977	Saddle River Boro.	2,863
Mount Ephraim Boro.	4,782	Merchantville Boro.	3,937	Pilesboro Twp.	2,834
Plumsted Twp.	4,779	Eastampton Twp.	3,896	Kingwood Twp.	2,813
Andover Twp.	4,718	Ocean Twp. (Ocean)	3,859	Upper Freehold Twp.	2,804
Commercial Twp.	4,705	Pohatcong Twp.	3,819	Springfield Twp. (Bur1.)	2,770
Egg Harbor City	4,704	Delaware Twp.	3,797	Alloway Twp.	2,742
Holland Twp.	4,674	Union Twp. (Hunt.)	3,780	Moonachie Boro.	2,722
Garwood Boro.	4,673	Stanhope Boro.	3,779	Oakdensburg Boro.	2,716
Hardyston Twp.	4,650	Buena Boro.	3,768	Allamuchy Twp.	2,708
Green Brook Twp.	4,585	Delanco Twp.	3,733	Woodbine Boro.	2,694
Edgewater Boro.	4,575	Harrison Twp.	3,687	Alpha Boro.	2,660
Harrington Park Boro.	4,564	Long Beach Twp.	3,628	Sea Girt Boro.	2,636
Blairstown Twp.	4,554	East Amwell Twp.	3,624	Tuckerton Boro.	2,627
Hightstown Boro.	4,552	High Bridge Boro.	3,556	Harmony Twp.	2,591
Mendham Twp.	4,523	National Park Boro.	3,554	Woodlynne Boro.	2,571
Norwood Boro.	4,502	Washington Twp. (Mercer)	3,537	Bedminster Twp.	2,571
Franklin Boro.	4,494	Netcong Boro.	3,519	Deerfield Twp.	2,549
Bordentown City	4,422	Monmouth Beach Boro.	3,517	Riverdale Boro.	2,529
Brielle Boro.	4,410	Haworth Boro.	3,459	Green Twp.	2,522
Hopewell Twp. (Cumb.)	4,345	Logan Twp.	3,418	Gibbsboro Boro.	2,519

TABLE 2 - (continued)

<u>MUNICIPALITY</u>	<u>POPULATION</u>	<u>MUNICIPALITY</u>	<u>POPULATION</u>	<u>MUNICIPALITY</u>	<u>POPULATION</u>
Mansfield Twp. (Bur1)	2,512	Liberty Twp.	1,709	Englishtown Boro.	992
Belvidere Town	2,437	Lafayette Twp.	1,698	Glen Gardner Boro.	973
Sussex Boro.	2,399	Hampton Boro.	1,663	Greenwich Twp. (Cumb.)	956
Essex Fells Twp.	2,394	Oxford Twp.	1,643	Helmetta Boro.	950
Franklin Twp. (Hunt.)	2,387	Chesilhurst Boro.	1,621	Estell Manor City	937
Fredon Twp.	2,343	Island Heights Boro.	1,618	Roosevelt Boro.	908
Franklin Twp. (Warren)	2,338	Elmer Boro.	1,605	Andover Boro.	895
Avon-By-The-Sea Boro.	2,325	Newfield Boro.	1,589	Allenhurst Boro.	890
West Amwell Twp.	2,303	South Harrison Twp.	1,586	Port Republic City	863
Lavallette Boro.	2,289	Sandyston Twp.	1,571	Bloomsbury Boro.	857
Wenonah Boro.	2,280	Lower Alloways Creek Twp.	1,566	Branchville Boro.	850
Lawrence Twp. (Cumb.)	2,273	Surf City Boro.	1,556	Lebanon Boro.	825
Laurel Springs Boro.	2,265	Frenchtown Boro.	1,542	Washington Twp. (Bur1.)	814
Avalon Boro.	2,232	Alpine Boro.	1,541	Rocky Hill Boro.	717
Montague Twp.	2,228	Ship Bottom Boro.	1,516	Far Hills Boro.	708
South Hackensack Twp.	2,217	Frelinghuysen Twp.	1,515	Stockton Boro.	652
Knowlton Twp.	2,142	South Belmar Boro.	1,508	Barneget Light Boro.	641
Brooklawn Boro.	2,140	Chester Boro.	1,501	Fieldsboro Boro.	617
Pennington Boro.	2,102	Hope Twp.	1,498	Shiloh Boro.	617
Woodland Twp.	2,088	Ocean Gate Boro.	1,459	Millstone Boro.	537
Swedesboro Boro.	2,045	Bass River Twp.	1,391	Mantoloking Boro.	462
Peapack-Gladstone Boro.	2,026	Milford Boro.	1,378	West Wildwood Boro.	387
Hopewell Boro.	1,993	Stow Creek Twp.	1,369	Harvey Cedars Boro.	378
Cranbury Twp.	1,970	Farmingdale Boro.	1,352	Loch Arbour Village	370
Allentown Boro.	1,960	Weymouth Twp.	1,319	Cape May Point Boro.	277
Clinton Town	1,948	Bay Head Boro.	1,318	Corbin City, City	261
Folsom Boro.	1,932	Elsinboro Twp.	1,307	Rockleigh Boro.	196
East Newark Boro.	1,932	Stone Harbor Boro.	1,257	Walpack Twp.	148
Deal Boro.	1,929	Audubon Park Boro.	1,248	Pine Valley Boro.	26
Oldmans Twp.	1,887	Longport Boro.	1,240	Pahaquarry Twp.	25
Downe Twp.	1,857	Hi-Nella Boro.	1,205	Teterboro Boro.	21
Hamburg Boro.	1,849	Pemberton Boro.	1,201	Tavistock Boro.	9
Seaside Heights Boro.	1,813	West Cape May Boro.	1,176		
Pine Beach Boro.	1,805	Woolwich Twp.	1,159		
Seaside Park Boro.	1,803	Victory Gardens Boro.	1,143		
Beach Haven Boro.	1,769	Califon Boro.	1,053		
Winfield Twp.	1,745	Eagleswood Twp.	1,047		
Sea Bright Boro.	1,743	Hardwick Twp.	1,033		
Mannington Twp.	1,741	Interlaken Boro.	1,008		
Greenwich Twp. (War.)	1,736	Shrewsbury Twp.	1,002		

TABLE 3

SUMMARY OF CURRENT FINANCES OF ALL MUNICIPALITIES - DECEMBER 31, 1979 to 1983

(THOUSANDS OF DOLLARS)*

ASSETS AND LIABILITIES

<u>Assets</u>	<u>1979</u>	<u>1980</u>	<u>1981</u>	<u>1982</u>	<u>1983</u>
Cash	\$ 891,139	\$ 914,826	\$ 1,000,574	\$ 1,058,797	\$ 1,127,182
Taxes Receivables	170,940	190,397	217,884	230,226	224,913
Tax Title Liens	69,858	68,579	74,139	84,269	91,607
Foreclosed Property	163,740	187,829	217,093	237,477	257,033
Other Receivables	76,778	91,598	107,905	133,307	123,586
State Aid Receivable	10,714	10,360	15,425	8,948	5,190
Emergencies and Deferred Charges	43,392	49,050	51,435	53,623	43,707
TOTAL	<u>\$ 1,426,561</u>	<u>\$ 1,512,639</u>	<u>\$ 1,684,455</u>	<u>\$ 1,806,647</u>	<u>\$ 1,873,218</u>
 <u>Liabilities</u>					
Cash Liabilities	\$ 466,465	\$ 498,155	\$ 575,844	\$ 629,676	\$ 665,922
Reserves for Receivables	469,575	524,600	595,488	647,775	676,154
Surplus Revenues	490,521	489,884	513,123	529,196	531,142
TOTAL	<u>\$ 1,426,561</u>	<u>\$ 1,512,639</u>	<u>\$ 1,684,455</u>	<u>\$ 1,806,647</u>	<u>\$ 1,873,218</u>

SUMMARY OF CURRENT FINANCES OF ALL COUNTIES - DECEMBER 31, 1979 to 1983

ASSETS AND LIABILITIES

<u>Assets</u>					
Cash	\$ 258,316	\$ 236,564	\$ 257,376	\$ 265,649	\$ 287,117
State Aid Receivables	1,491	1,668	1,622	1,508	13,052
Other Receivables	29,091	46,761	53,149	42,548	39,067
Deferred Charges and Emergencies	8,079	8,351	5,562	11,236	10,233
TOTAL	<u>\$ 296,977</u>	<u>\$ 293,344</u>	<u>\$ 317,709</u>	<u>\$ 320,941</u>	<u>\$ 349,469</u>
 <u>Liabilities</u>					
Cash Liabilities	\$ 156,982	\$ 155,787	\$ 170,259	\$ 170,959	\$ 192,067
Reserves for Receivables	23,783	42,644	37,902	32,533	25,912
Surplus Revenues	116,212	94,913	109,548	117,449	131,490
TOTAL	<u>\$ 296,977</u>	<u>\$ 293,344</u>	<u>\$ 317,709</u>	<u>\$ 320,941</u>	<u>\$ 349,469</u>

*Rounded to the nearest thousand

TABLE 4

SUMMARY OF EXPENDITURES AND REVENUES OF ALL COUNTY GOVERNMENTS - 1979 to 1983

<u>EXPENDITURES</u>	<u>1979</u>	<u>1980</u>	<u>1981</u>	<u>1982</u>	<u>1983</u>
County Functions					
General Government	\$ 172,188,399	\$ 199,749,782	\$ 221,547,112	\$ 230,494,451	\$ 271,033,541
Judiciary	89,991,219	94,056,577	101,488,899	110,967,438	119,941,739
Public Safety	90,037,590	100,783,407	111,398,652	123,024,810	132,830,134
Public Works					
Roads and Bridges	64,378,240	68,871,529	72,128,910	72,022,921	67,998,038
Other	45,917,710	58,582,969	58,312,718	61,973,026	63,590,270
Health	263,280,609	257,716,328	278,907,562	312,896,607	343,977,193
Welfare	191,443,059	188,643,712	201,240,689	208,272,256	207,847,360
Recreation & Conservation	49,458,163	51,248,091	49,057,807	51,723,362	56,944,865
Education	96,613,717	108,265,699	123,185,811	137,464,716	158,770,803
FICA & Fringe Benefits	99,230,605	111,302,211	124,782,573	135,666,410	151,830,404
CETA & Other Public Employment Programs	259,293,189	214,452,604	150,177,766	69,103,995	57,394,473
Total County Functions	<u>\$ 1,421,832,500</u>	<u>\$ 1,453,672,909</u>	<u>\$ 1,492,228,499</u>	<u>\$ 1,513,609,992</u>	<u>\$ 1,632,158,820</u>
Other Expenses					
*Capital Improvements	\$ 5,601,051	\$ 8,398,809	\$ 11,215,290	\$ 11,582,438	\$ 13,118,570
Debt-Principal	44,960,000	49,247,292	53,237,645	56,884,075	64,560,972
Debt-Interest	33,377,574	38,056,843	48,736,849	58,053,784	74,568,613
Deferred Charges	14,394,127	13,538,553	14,593,043	12,518,708	17,201,429
Reserve for Uncollected Taxes	-0-	-0-	-0-	2,370	-0-
Total Other Expenses	<u>\$ 92,731,701</u>	<u>\$ 100,842,688</u>	<u>\$ 116,567,537</u>	<u>\$ 127,458,937</u>	<u>\$ 156,331,014</u>
TOTAL EXPENDITURES	<u>\$ 1,514,564,201</u>	<u>\$ 1,554,515,597</u>	<u>\$ 1,608,796,036</u>	<u>\$ 1,641,068,929</u>	<u>\$ 1,788,489,834</u>
REVENUES					
Surplus (Prior years)	\$ 80,592,004	\$ 85,854,079	\$ 64,532,398	\$ 76,772,531	\$ 82,239,506
Miscellaneous	622,923,687	577,185,495	584,192,010	513,178,443	569,516,741
"Revenue Sharing"	52,674,599	54,485,123	56,933,372	60,639,323	67,782,811
Current Tax Collections	<u>813,645,120</u>	<u>874,410,256</u>	<u>963,892,829</u>	<u>1,054,061,419</u>	<u>1,144,461,005</u>
TOTAL REVENUES	<u>\$ 1,569,835,410</u>	<u>\$ 1,591,934,953</u>	<u>\$ 1,669,550,609</u>	<u>\$ 1,704,651,716</u>	<u>\$ 1,864,000,063</u>

*Not included in Totals

TABLE 5

SUMMARY OF EXPENDITURES AND REVENUES OF ALL MUNICIPALITIES - 1979 to 1983

<u>EXPENDITURES</u>	<u>1979</u>	<u>1980</u>	<u>1981</u>	<u>1982</u>	<u>1983</u>
Municipal Functions					
General Government	\$ 327,107,037	\$ 359,291,254	\$ 395,656,408	\$ 431,984,592	\$ 486,703,801
Judiciary	19,815,767	22,347,220	25,724,521	28,838,879	32,063,840
Public Safety	620,897,319	680,775,226	745,623,444	802,141,421	836,279,330
Public Works					
Roads and Bridges	183,089,518	193,555,029	205,549,676	211,904,380	224,007,586
Other	232,476,999	255,505,764	290,386,646	327,497,156	348,385,620
Health	45,684,639	48,211,484	54,418,987	59,710,552	60,329,377
Welfare	22,569,290	22,211,150	22,479,849	24,193,934	27,253,409
Recreation & Conservation	65,677,258	69,358,318	78,328,835	78,911,975	79,229,283
Education	69,749,144	72,272,438	75,466,679	83,519,067	87,499,535
FICA & Fringe Benefits	203,129,760	223,839,031	246,581,813	284,544,725	298,663,314
CETA & Other Public Employment Programs	129,446,967	114,678,716	70,579,800	29,492,340	14,508,450
Total Municipal Functions	<u>\$1,919,643,698</u>	<u>\$2,062,045,630</u>	<u>\$2,210,796,658</u>	<u>\$2,362,739,021</u>	<u>\$2,494,923,545</u>
Other Expenses					
*Capital Improvements	\$ 22,381,518	\$ 21,945,671	\$ 22,861,461	\$ 21,144,007	\$ 33,880,982
Debt-Principal	99,202,030	106,516,752	114,052,544	130,962,595	149,178,274
Debt-Interest	73,022,214	85,888,992	112,483,181	137,668,740	166,067,958
Deferred Charges	39,950,178	43,148,469	59,572,038	57,574,916	57,208,203
Reserve for Uncollected Taxes	225,936,689	236,121,664	258,082,998	288,644,973	305,411,156
School, County and Special District Taxes	2,760,280,286	2,989,864,296	3,300,277,290	3,565,933,585	3,808,617,878
Total Other Expenses	<u>\$3,198,391,397</u>	<u>\$3,461,540,173</u>	<u>\$3,844,468,051</u>	<u>\$4,180,784,809</u>	<u>\$4,486,483,469</u>
TOTAL EXPENDITURES	<u>\$5,118,035,095</u>	<u>\$5,523,585,803</u>	<u>\$6,055,264,709</u>	<u>\$6,543,523,830</u>	<u>\$6,981,407,014</u>
<u>REVENUES</u>					
Surplus (prior years)	\$ 278,393,950	\$ 288,009,677	\$ 278,009,772	\$ 320,741,402	\$ 325,777,885
Miscellaneous Revenues	1,068,969,106	1,130,577,767	1,233,631,851	1,296,749,399	1,375,927,692
State Aid Revenues	189,134,950	193,832,690	226,332,272	225,664,905	230,173,615
State And Local Fiscal Assistance					
Act Utilized	102,142,857	101,100,456	100,378,346	92,900,719	76,167,382
Delinquent Taxes and Liens	133,673,611	137,342,238	151,672,092	188,517,076	200,172,618
Current Tax Collections	<u>3,391,562,002</u>	<u>\$3,675,617,955</u>	<u>\$4,054,260,723</u>	<u>\$4,394,429,212</u>	<u>4,765,543,672</u>
TOTAL REVENUES	<u>\$5,163,876,476</u>	<u>\$5,526,480,783</u>	<u>\$6,044,285,056</u>	<u>\$6,519,002,713</u>	<u>\$6,973,762,864</u>

*Not included in Totals

TABLE 6

STATEWIDE TRENDS IN STATUTORY NET CAPITAL DEBT

The following statement, showing the statutory net capital debt of counties and municipalities, represents the outstanding indebtedness authorized, including issued and unissued debt.

	1979	1980	1981	1982	1983
<u>Municipal Gross Debt</u>					
School	\$ 1,592,234,918	\$ 1,605,007,219	\$ 1,576,037,731	\$ 1,563,110,230	\$ 1,539,997,328
Utility	600,836,116	629,000,830	654,548,405	710,695,057	721,106,823
General	1,607,266,991	1,766,880,212	1,913,785,423	2,135,463,202	2,064,207,552
Total Gross Debt	\$ 3,800,338,025	\$ 4,000,888,262	\$ 4,144,371,560	\$ 4,409,268,489	\$ 4,325,311,705
Statutory Deductions	2,197,705,124	2,270,164,659	2,188,123,439	2,422,947,660	2,338,303,247
Municipal Net Capital Debt	<u>\$ 1,602,632,901</u>	<u>\$ 1,730,723,603</u>	<u>\$ 1,956,248,121</u>	<u>\$ 1,986,320,829</u>	<u>\$ 1,987,008,458</u>
Percent of Net Debt	1.37	1.33	1.33	1.21	1.11
<u>County Gross Debt</u>	\$ 952,735,361	\$ 1,062,242,697	\$ 1,165,966,449	\$ 1,414,806,588	\$ 1,497,879,285
Statutory Deductions	63,970,595	77,323,405	77,186,759	165,793,595	157,451,995
County Net Capital Debt	<u>\$ 888,764,766</u>	<u>\$ 984,919,292</u>	<u>\$ 1,088,779,690</u>	<u>\$ 1,249,012,993</u>	<u>\$ 1,340,427,290</u>
Percent of Net Debt	.76	.75	.74	.76	.75
<u>Municipal and County Debt</u>					
Gross Capital Debt	\$ 4,753,073,386	\$ 5,063,130,959	\$ 5,310,338,009	\$ 5,824,075,077	\$ 5,823,190,990
Net Capital Debt	2,491,397,667	2,715,642,895	3,045,027,811	3,235,333,822	3,327,435,748
Percent of Net Debt	2.13	2.08	2.07	1.97	1.86
Average of Three Years' Equalized Valuation	\$116,830,007,297	\$130,513,321,273	\$147,536,251,011	\$164,798,551,911	\$ 179,692,241,435

TABLE 7

TOTAL GROSS AND NET DEBT OF MUNICIPALITIES AND COUNTIES BY COUNTY FOR 1983

This table shows the total gross debt of municipalities and counties, the total net debt, and the percentage that net debt bears to the "equalized valuation basis" of the three preceding years' real property.*

GROSS DEBT				NET DEBT				% of NET DEBT			
COUNTY	MUNICIPAL	COUNTY	TOTAL	MUNICIPAL	COUNTY	TOTAL	MUN.	CO.	TOT.	EQUALIZED VALUATION BASIS	
Atlantic	\$ 132,365,009	\$ 52,474,100	\$ 184,839,109	\$ 59,146,724	\$ 45,520,174	\$ 104,666,898	.76	.59	1.35	\$ 7,741,374,289	
Bergen	402,080,866	179,346,669	581,427,535	264,358,748	179,346,669	443,705,417	.91	.61	1.52	29,158,671,357	
Burlington	171,744,425	85,066,500	256,810,925	65,960,647	84,446,656	150,407,303	.97	1.24	2.21	6,812,267,296	
Camden	208,919,079	139,484,352	348,403,431	94,128,028	129,601,168	223,729,196	1.20	1.65	2.85	7,872,411,000	
Cape May	90,570,899	78,692,854	169,263,753	57,037,654	14,252,869	71,290,523	1.07	.27	1.34	5,353,158,067	
Cumberland	74,960,132	19,555,000	94,515,132	12,992,277	19,356,455	32,348,732	.73	1.08	1.81	1,791,609,419	
Essex	440,664,981	137,941,359	578,606,340	147,280,698	123,933,256	271,213,954	1.08	.91	1.99	13,588,464,809	
Gloucester	68,292,665	33,567,376	101,860,041	31,129,552	30,898,375	62,027,927	.79	.78	1.57	3,946,539,562	
Hudson	349,848,436	45,873,479	395,721,915	134,800,953	42,295,480	177,096,433	2.14	.67	2.81	6,310,276,972	
Hunterdon	39,079,014	25,843,000	64,922,014	12,567,716	25,816,000	38,383,716	.44	.91	1.35	2,847,982,162	
Mercer	235,720,760	70,424,786	306,145,546	91,051,969	67,397,849	158,449,818	1.44	1.06	2.50	6,343,311,310	
Middlesex	413,456,975	179,170,958	592,627,933	193,767,315	152,200,728	345,968,043	1.29	1.02	2.31	14,962,375,923	
Monmouth	326,063,782	60,320,511	386,384,293	172,101,359	53,982,000	226,083,359	1.36	.43	1.79	12,617,551,955	
Morris	380,294,289	74,897,000	455,191,289	178,053,598	74,889,180	252,942,778	1.26	.58	1.84	14,082,229,659	
Ocean	230,450,504	63,607,911	294,058,415	106,305,668	63,607,911	169,913,579	.96	.58	1.54	11,039,366,275	
Passaic	299,151,739	82,079,681	381,231,420	143,982,247	73,550,681	217,532,928	1.57	.80	2.37	9,193,795,376	
Salem	18,766,092	4,799,800	23,565,892	2,898,139	3,481,800	6,379,939	.27	.33	.60	1,069,475,200	
Somerset	133,469,110	69,492,000	202,961,110	82,514,674	66,892,000	149,406,674	1.16	.94	2.10	7,082,876,850	
Sussex	82,183,805	6,319,110	88,502,915	20,602,097	5,876,950	26,479,047	.69	.20	.89	2,975,654,266	
Union	199,718,209	74,137,839	273,856,048	108,522,396	68,296,089	176,818,485	.83	.53	1.36	13,003,469,349	
Warren	27,510,934	14,785,000	42,295,934	7,805,999	14,785,000	22,590,999	.41	.78	1.19	1,899,380,340	
TOTAL	\$ 4,325,311,705	\$ 1,497,879,285	\$ 5,823,190,990	\$ 1,987,008,458	\$ 1,340,427,290	\$ 3,327,435,748	1.11	.75	1.86	\$ 179,692,241,435	

*Amounts rounded to nearest dollar

TABLE 8

AUTHORITY DEBT - DECEMBER 31, 1983

The following tabulation represents the outstanding capital debt of locally created Authorities within New Jersey. Local Authorities operate on various fiscal years; the amounts shown below reflect outstanding bonds, notes, loans and mortgages payable by the Authority as of the respective fiscal year ended nearest to December 31, 1983. The information was obtained from reports of audit filed with the Division pursuant to law, except those marked with an asterisk (*) which indicates the information was obtained from other sources. Additional notes are included at the end of the table.

<u>AUTHORITY</u>	<u>TYPE</u>	<u>AMOUNT</u>	<u>AUTHORITY</u>	<u>TYPE</u>	<u>AMOUNT</u>
Aberdeen Twp.	MU	\$ 6,725,000	Dover Twp.	MU	\$ 54,756,042
Asbury Park City	P	366,000	Dover Twp.	P	11,441
Atlantic City, City	MU	10,685,000	Dunnellen Boro.	P	59,710
Atlantic County	CI	148,290,059	East Brunswick Twp.	S	4,360,000
Atlantic County	CU	48,985,000	East Orange City	P	434,482
Atlantic County (5)	TR	3,715,127	East Rutherford Boro.	S	6,140,000
Atlantic Highlands Reg.	S	1,213,053	East Windsor Twp.	MU	11,865,000
Bayonne City	P	-0-	Eatontown Boro. (4)	S	782,000
Bayshore Reg.	S	29,865,000	Edgewater Park Twp.	S	695,000
Beach Haven Boro.	S	219,000	Egg Harbor Twp.	MU	3,286,243
Beachwood Boro.	S	2,222,975	Elizabeth City	P	950,000
Bellmawr Boro. (*)	S	677,000	Essex County	CI	9,525,492
Bergen County	CU	90,150,000	Evesham Twp.	MU	9,650,000
Berkeley Twp.	S	3,940,000	Ewing/Lawrence Twp.	S	33,550,000
Bernards Twp.	S	30,991,665	Florham Park Boro.	S	3,215,000
Beverly City	S	243,000	Fort Lee Boro.	P	-0-
Boonton Town	P	36,159	Franklin Twp. (Som)	S	3,813,000
Brick Twp. (3)	MU	53,760,000	Gloucester City, City	S	393,000
Bridgeton City (*)	MP	-0-	Gloucester County (*)	CI	-0-
Buena Boro.	MU	1,527,604	Gloucester County (**)	PCF	----
Camden City	P	-0-	Gloucester County	CU	39,990,000
Camden City (*)	MP	2,580,000	Gloucester Twp. (*)	MU	15,344,000
Camden County	MU	128,592,853	Hackettstown Town	MU	12,175,000
Cape May County (*)	PCF	39,000,000	Hackettstown Town	P	-0-
Cape May County	MU	49,757,500	Hamilton Twp. (Atl.)	MU	3,075,000
Carlstadt Boro.	S	4,147,500	Hanover Twp.	S	3,475,000
Carneys Point Twp.	S	1,210,000	Hazlet Twp.	S	7,055,000
Cinnaminson Twp.	S	2,278,000	Highland Park Boro. (*)	P	-0-
Clayton Boro. (*)	S	765,000	Hillsborough Twp.	MU	9,200,000
Clementon Boro.	S	884,000	Hoboken City	P	7,845,000
Clifton City (*)	MU	-0-	Hopewell Twp. (Mercer)	MU	669,956
Clifton City (1)	SWM	-0-	Howell Twp.	MU	2,500,000
Clinton City	S	2,235,000	Hudson County (1)	CI	-0-
Cumberland County	CI	-0-	Hudson County (6)	CU	111,825,000
Cumberland County (1)	PCF	-0-	Independence Twp. (*)	MU	-0-
Cumberland County	CU	9,155,000	Irvington Twp. (**)	P	----
Delanco Twp.	S	-0-	Jackson Twp.	MU	5,007,000
Delaware Twp.	MU	168,000	Jersey City, City	IN	55,000
Delran Twp.	S	1,844,000	Jersey City, City	P	2,442,319
Deptford Twp.	MU	10,668,200	Jersey City, City	MP	5,440,000

TABLE 8

AUTHORITY DEBT - DECEMBER 31, 1983

<u>AUTHORITY</u>	<u>TYPE</u>	<u>AMOUNT</u>	<u>AUTHORITY</u>	<u>TYPE</u>	<u>AMOUNT</u>
Jersey City, City	S	\$ 28,320,994	North Bergen Twp. (*)	MP	\$ -0-
Keansburg Boro.	MU	10,670,000	Northeast Mon. Co. Reg.	S	19,175,000
Lacey Twp.	MU	10,268,401	North Plainfield Boro. (*)	P	-0-
Lakeland Reg.	SWM	-0-	Northwest Bergen Co.	CU	28,330,000
Lakewood Twp.	MU	6,095,000	Oakford Lakes Reg. (**)	MU	-----
Lambertville City	S	6,255,949	Ocean City, City	P	321,450
Landis (Vineland City)	S	7,305,750	Ocean County (**)	PCF	----
Laurel Springs Boro.	S	291,000	Ocean County	CU	207,511,293
Lebanon Boro.	S	500,000	Ocean Twp. (Mon.)	S	7,980,000
Linden-Roselle	S	13,950,000	Ocean Twp. (Ocean)	MU	5,919,442
Lindenwold Boro.	MU	2,950,000	Old Bridge Twp.	MU	19,585,000
Little Egg Harbor Twp. (*)	MU	6,039,931	Old Bridge Twp.	S	5,340,000
Little Falls Twp. (1)	MU	-0-	Passaic City	MU	1,745,705
Logan Twp.	MU	3,800,000	Paterson City (*)	MU	-0-
Long Beach Twp.	S	976,000	Paterson City	P	7,995,000
Long Branch City	S	8,273,000	Pemberton Twp.	MU	-0-
Lower Twp.	MU	12,945,000	Pennsauken Twp.	S	1,620,000
Lumberton Twp.	MU	786,634	Pennsauken Twp. (2)	SWM	-0-
Magnolia Boro. (*)	S	-0-	Penns Grove Boro.	S	43,000
Manasquan River Reg.	S	22,000,000	Pennsville Twp.	S	4,855,000
Manchester Twp.	MU	11,015,000	Pequannock-Linc.Pk. Fairfield	S	25,400,000
Mantua Twp.	MU	5,044,018	Pequannock River Basin Reg.	S	1,563,000
Marlboro Twp.	MU	7,600,000	Perth Amboy City	P	4,890,000
Mercer County	CI	131,490,000	Phillipsburg Town (*)	P	9,300
Metuchen Boro.	P	515,000	Pine Hill Boro.	MU	1,655,100
Middlesex County (**)	PCF	----	Point Pleasant Beach Boro.	P	-0-
Middlesex County	CU	97,550,000	Pompton Lakes Boro.	MU	3,930,000
Middletown Twp.	S	33,015,000	Rahway City	P	230,000
Monmouth Co. Bayshore Outfall	S	2,140,000	Rahway Valley	S	9,895,000
Monroe Twp. (Glou.)	MU	1,297,000	Randolph Twp.	MU	1,781,000
Monroe Twp. (Midd.)	MU	17,075,000	Raritan Twp.	MU	2,470,000
Montville Twp.	MU	6,055,000	Readington/Lebanon	S	2,520,000
Morris County	MU	13,541,502	Ringwood Boro.	S	18,924,050
Morristown Town	P	1,490,000	Riverside Twp.	S	156,000
Mount Holly Twp.	S	22,765,000	Rockaway Valley Reg.	S	41,935,000
Mount Laurel Twp.	MU	9,470,000	Rockleigh Boro.	S	47,747
Musconetcong (Stanhope)	S	853,628	Runnemede Boro. (*)	S	-0-
National Park Boro.	MU	406,000	Salem City (*)	MU	1,250,000
Neptune Twp.	S	9,981,817	Salem County (*)	CI	-0-
Newark City	P	4,320,000	Salem County (**)	PCF	-----
New Brunswick City	P	15,290,000	Salem County	CU	-0-
Newton Town	P	67,900	Sea Isle City, City (1)	P	-0-
North Bergen Twp. (*)	MU	-0-	Secaucus Town	MU	12,740,000
North Bergen Twp. (*)	P	-0-	Somers Point City	S	1,615,000

TABLE 8

AUTHORITY DEBT - DECEMBER 31, 1983

<u>AUTHORITY</u>	<u>TYPE</u>	<u>AMOUNT</u>	<u>AUTHORITY</u>	<u>TYPE</u>	<u>AMOUNT</u>
Somerset County (**)	PCF	\$ ----	Washington Boro.	P	\$ 56,550
Somerset Raritan Valley	S	11,235,000	Washington Twp. (Glou.)	MU	5,914,967
Southeast Morris County	MU	15,335,000	Washington Twp. (Mercer)	MU	1,050,000
South Monmouth Co. Reg.	S	9,035,000	Washington Twp. (Morris)	MU	1,825,000
South Orange Village Twp.	P	28,020	Waterford Twp. (*)	MU	3,277,450
South River Boro. (*)	P	17,400	Weehawken Twp.	P	-0-
South Toms River Boro.	S	2,960,000	Western Monmouth Co.	CU	26,005,000
Stafford Twp.	MU	6,999,000	West Milford Twp.	MU	850,000
Stony Brook Reg.	S	17,500,000	West New York Town	MU	1,990,000
Stratford Twp. (*)	S	892,000	West New York Town	P	138,000
Sussex County	MU	22,643,078	West Windsor Twp.	P	900,000
Trenton City	P	3,055,000	Westwood Boro. (1)	P	-0-
Tuckerton Boro.	MU	2,611,000	Weymouth Twp.	MU	220,840
Union City, City	P	167,674	Wharton Boro.	S	565,000
Union County	PCF	69,940,000	Wildwood City	P	2,085,000
Wanaque Boro.	S	6,593,700	Willingboro Twp.	MU	7,817,000
Wanaque Valley Reg.	S	1,984,500	Woodbine Boro.	MU	662,060
Warren County (*)	PCF	1,700,000	Woodbine Boro.	PRT	-0-
Warren Co. Paulins/kill (*)	MU	108,099	Woodbury City (1)	P	-0-
Warren Co. Pequest River	MU	4,850,000	Woodstown Boro.	S	-0-
Warren Co. Lopatcong Creek (*)	MU	-0-	Wrightstown Boro.	MU	410,000
Warren Twp. (*)	S	5,401,000			
			TOTAL AUTHORITY DEBT (7)		\$2,156,510,329

CODE: CI=County Improvement Authority; CU=County Utilities Authority; IN=Incinerator Authority; MP=Municipal Port Authority; MU=Municipal Utilities Authority; P=Parking Authority; PCF=Pollution Control Financing Authority; PRT=Port Authority; S=Sewerage Authority; SWM=Solid Waste Management Authority; TR=Transportation Authority.

FOOTNOTES:

- (1) Authority not operating
- (2) Authority recently created
- (3) \$210,000 of this amount are Township of Brick bonds which have been assumed by the Authority.
- (4) \$24,000 of this amount are Borough of Eatontown bonds which are payable by the Authority according to the Trust Agreement.
- (5) Amount represents a capital lease obligation

- (6) \$104,425,000 of this amount are long-term revenue bonds defeased in December, 1982.
- (7) Repayment of the outstanding obligations of the several Pollution Control Financing Authorities is the sole responsibility of the private entity utilizing the proceeds of the bonds; amounts shown are not included in the total of Authority debt.

- (*) Information has been obtained from other sources
- (**) Information is presently unavailable

TABLE 9
TRENDS IN CURRENT AND DELINQUENT LOCAL PROPERTY TAXES
(AN HISTORICAL TABLE SHOWING LEVIES, COLLECTIONS, AND DELINQUENCIES SINCE 1965)

YEAR	C U R R E N T						D E L I N Q U E N T		
	CASH COLLECTIONS TOTAL TAX LEVY	AMOUNT	%	% OF LEVY CANCELLED OR ADJUSTED	OUTSTANDING DEC. 31 AMOUNT	%	DELINQUENT TAXES (ALL YEARS)*	OUTSTANDING DEC. 31 TAX TITLE LIENS	FORECLOSED PROPERTY
1965	1,224,061,710	1,150,565,415	94.00	1.13	59,579,955	4.87	87,975,860	20,361,390	59,523,484
1966	1,263,399,102	1,190,449,678	94.22	1.03	60,003,555	4.75	89,402,620	21,136,094	58,087,115
1967	1,435,708,258	1,349,799,399	94.01	.88	73,385,248	5.11	104,722,596	20,908,759	60,516,430
1968	1,545,813,848	1,462,750,500	94.63	.78	70,990,292	4.59	105,550,670	25,241,561	50,816,494
1969	1,706,031,717	1,615,192,974	94.68	.95	74,599,330	4.37	108,351,141	30,527,868	51,935,697
1970	1,965,610,339	1,857,735,761	94.51	.98	88,834,447	4.51	116,331,182	36,453,999	54,080,687
1971	2,228,700,613	2,107,940,802	94.58	.64	96,297,126	4.32	123,331,414	43,110,986	58,023,891
1972	2,452,254,384	2,323,698,669	94.76	.55	102,686,227	4.19	130,638,352	48,363,795	67,890,472
1973	2,598,745,142	2,465,654,270	94.87	.57	108,651,329	4.18	136,402,145	57,401,373	77,806,556
1974	2,779,195,767	2,629,046,026	94.60	.69	127,539,699	4.59	162,304,272	60,106,637	97,451,943
1975	3,029,408,635	2,853,776,163	94.20	.70	145,052,461	4.79	185,521,327	72,442,111	102,078,118
1976	3,354,853,643	3,165,060,889	94.34	.82	142,663,904	4.25	187,043,752	83,982,002	122,910,533
1977	3,305,642,100	3,138,535,798	94.95	.64	128,539,284	3.89	175,674,729	79,875,324	141,098,333
1978	3,382,844,855	3,223,886,852	95.30	.56	121,417,610	3.59	167,709,975	81,170,959	151,851,345
1979	3,521,414,644	3,393,315,323	96.36	.53	131,454,324	3.73	170,939,711	69,858,024	163,740,047
1980	3,863,438,643	3,675,617,955	95.14	.54	150,051,469	3.88	190,397,219	68,578,962	187,828,918
1981	4,276,515,902	4,054,260,723	94.80	.59	178,506,117	4.17	217,883,838	74,138,690	217,093,389
1982	4,628,982,448	4,394,429,211	94.93	.52	189,564,927	4.09	230,226,316	84,268,523	237,476,664
1983	5,005,188,446	4,765,543,672	95.21	.56	191,716,284	3.83	224,912,999	91,606,790	257,033,428

*Includes December 31st figures of current year

TABLE 10
SPECIAL DISTRICT TAXES LEVIED IN 1983

This table presents a tabulation of special district taxes levied upon a portion of the municipalities listed for the specific services - (F) Fire, (G) Garbage, (L) Light, (W) Water, (C) Commons. These taxes and obligations are the sole responsibility of the special districts; operations cause no liability for the balance of the municipality. The parenthetical figures denote the number of districts.

MUNICIPALITY	#FIRE DIST'S	FIRE AMOUNT	#OTHER DIST'S	OTHER AMOUNT	TOTAL DIST'S	TAX LEVY	MUNICIPALITY	#FIRE DIST'S	FIRE AMOUNT	#OTHER DIST'S	OTHER AMOUNT	TOTAL DIST'S	TAX LEVY
Aberdeen Twp.	(2)	\$ 349,432	G(1)	\$ 365,673	(3)	\$ 715,105	Lambertville City	(1)	\$ 107,925		\$	(1)	\$ 107,925
Berlin Twp.	(1)	95,425			(1)	95,425	Lindenwold Boro.	(1)	306,840			(1)	306,840
Beverly City	(1)	51,463			(1)	51,463	Lower Twp.	(3)	198,600			(3)	198,600
Bordentown Twp.	(2)	216,628			(2)	216,628	Manalapan Twp.	(2)	290,670			(2)	290,670
Brick Twp.	(3)	1,044,151			(3)	1,044,151	Mansfield Twp.	(1)	1,890			(1)	1,890
Bridgewater Twp.	(4)	231,650	G(1)	79,900	(5)	311,550	Marlboro Twp.	(3)	506,712			(3)	506,712
Buena Boro.	(2)	73,470			(2)	73,470	Maurice River Twp.	(2)	17,000			(2)	17,000
Buena Vista Twp.	(5)	163,133	L(5)	57,479	(10)	220,612	Middle Twp.	(3)	258,941			(3)	258,941
Cedar Grove Twp.			G(1)	130,700	(1)	130,700	Middletown Twp.			G(1)	1,089,763	(1)	1,089,763
Cherry Hill Twp.	(8)	2,304,099			(8)	2,304,099	Millstone Twp.	(1)	83,000			(1)	83,000
Chesterfield Twp.	(2)	74,196			(2)	74,196	Mine Hill Twp.			G(1)	105,303	(1)	105,303
Cinnaminson Twp.			G(1)	280,357	(1)	280,357	Monroe Twp.	(3)	395,294			(3)	395,294
Commercial Twp.	(3)	101,740	L(3)	50,500	(6)	152,240	Montgomery Twp.	(2)	155,250			(2)	155,250
Delanco Twp.	(1)	61,000			(1)	61,000	Montville Twp.	(3)	418,295			(3)	418,295
Delran Twp.	(1)	317,000			(1)	317,000	Morristown Twp.	(2)	477,942			(2)	477,942
Dennis Twp.	(3)	47,875	L(2)	9,700	(5)	57,575	Morris Twp.			G(1)	582,600	(1)	582,600
Deptford Twp.	(1)	531,701			(1)	531,701	Mount Olive Twp.			G(1)	605,479		
Dover Twp.	(2)	1,603,221			(2)	1,603,221	Mount Olive Twp.			L(2)	34,458	(3)	639,937
Downe Twp.	(3)	59,022			(3)	59,022	Neptune Twp.	(2)	844,810			(2)	844,810
East Brunswick Twp.	(2)	490,930			(2)	490,930	Ocean Twp. (Mon.)	(2)	573,000			(2)	573,000
East Windsor Twp.			G(1)	254,684	(1)	254,684	Old Bridge Twp.	(4)	1,066,272	G(2)	680,674	(6)	1,746,946
Eastampton Twp.	(1)	76,350			(1)	76,350	Pars.-Truy Hills Twp.	(9)	761,564	G(3)	1,647,321	(12)	2,408,885
Edgewater Park Twp.	(1)	106,628			(1)	106,628	Pennsauken Twp.			G(1)	880,659	(1)	880,659
Edison Twp.			G(1)	2,154,566	(1)	2,154,566	Piscataway Twp.	(4)	713,890			(4)	713,890
Evesham Twp.	(1)	492,000			(1)	492,000	Pittman, Boro.			L(1)	65,596	(1)	65,596
Florence Twp.	(1)	200,000			(1)	200,000	Pittsgrove Twp.	(3)	146,862	L(4)	6,700	(7)	153,562
Franklin Twp. (Glou.)	(5)	234,123			(5)	234,123	Princeton Twp.			G(5)	43,000	(5)	43,000
Franklin Twp. (Som.)	(4)	611,909			(4)	611,909	South Brunswick Twp.	(3)	330,833			(3)	330,833
Franklin Lakes Boro.			G(1)	370,000	(1)	370,000	Sparta Twp.			W(1)	22,500	(1)	22,500
Freehold Twp.	(2)	384,275			(2)	384,275	Stillwater Twp.			W(1)	49,500	(1)	49,500
Gloucester Twp.	(6)	1,209,784			(6)	1,209,784	Swedesboro Boro.			G(1)	93,366	(1)	93,366
Haddon Twp.	(4)	204,258			(4)	204,258	Trenton City			C(1)	85,000	(1)	85,000
Hamilton Twp. (Atl.)			G(1)	171,000	(1)	171,000	Upper Twp.	(4)	144,100			(4)	144,100
Hamilton Twp. (Mer.)	(9)	2,567,398			(9)	2,567,398	Vineland City			G(1)	399,333	(1)	399,333
Hanover Twp.	(2)	334,460			(2)	334,460	Voorhees Twp.	(4)	475,880	W(3)	62,500	(7)	538,380
Harrison Twp.	(1)	73,875			(1)	73,875	Wall Twp.	(3)	326,960			(3)	326,960
Hillsborough Twp.	(1)	286,027			(1)	286,027	Washington Twp. (Glou.)	(1)	494,914	G(1)	409,346	(2)	904,260
Howell Twp.	(5)	629,071			(5)	629,071	Weehawken Twp.			G(1)	460,200	(1)	460,200
Jackson Twp.	(4)	955,105			(4)	955,105	Wharton Boro.			G(1)	94,917	(1)	94,917
Jamesburg Boro.	(1)	77,691			(1)	77,691	Woodbridge Twp.	(10)	3,207,361			(10)	3,207,361
Jefferson Twp.			G(1)	418,560			TOTAL		<u>\$28,563,895</u>		<u>\$11,786,434</u>		<u>\$40,350,329</u>
Jefferson Twp.			L(5)	24,600	(6)	443,160							

TABLE 11

EQUALIZED PROPERTY TAX RATES

The equalized property tax rates for selected years are shown below for all municipalities by County area. These tax rates are the result of multiplying the general tax rate by the ratio of assessed to true value as certified by the Director of Taxation on October 1st of each year pursuant to statute. Thus, the table shows the tax rate that would be applied if the assessment level were 100 percent. This permits ready comparison of the tax trends of New Jersey's local units.

ATLANTIC COUNTY	1979	1980	1981	1982	1983	BERGEN (CON'T)	1979	1980	1981	1982	1983
Absecon City	2.31	1.90	1.83	1.67	2.08	East Rutherford Boro.	1.35	1.35	1.69	1.70	1.69
Atlantic City, City	2.50	1.85	2.27	2.55	2.73	Edgewater Boro.	2.36	2.34	2.21	2.47	2.12
Brigantine City	1.59	1.27	1.30	1.21	1.31	Elmwood Park Boro.	1.84	1.76	1.76	1.81	1.83
Buena Boro.	2.67	2.29	1.78	2.39	2.53	Emerson Boro.	2.44	2.52	2.32	2.41	2.45
Buena Vista Twp.	2.21	1.75	1.83	1.87	1.91	Englewood City	3.32	3.39	3.44	3.33	3.32
Corbin City, City	1.61	1.55	1.61	1.90	1.48	Englewood Cliffs Boro.	1.38	1.33	1.25	1.09	1.12
Egg Harbor City	3.00	2.58	2.52	2.74	3.03	Fair Lawn Boro.	2.22	2.07	2.05	2.20	2.25
Egg Harbor Twp.	1.89	1.69	1.52	1.52	1.91	Fairview Boro.	2.30	2.26	2.26	2.29	2.30
Estell Manor City	2.21	1.92	2.02	1.76	1.64	Fort Lee Boro.	1.74	1.97	1.89	1.79	1.85
Folsom Boro.	2.36	1.81	1.87	2.09	1.83	Franklin Lakes Boro.	1.72	1.68	1.62	1.61	1.69
Galloway Twp.	2.05	1.69	1.65	2.07	2.13	Garfield City	1.97	1.96	2.04	2.01	2.33
Hamilton Twp.	1.88	1.35	1.87	2.05	1.96	Glen Rock Boro.	2.80	2.57	2.51	2.46	2.56
Hammononton Town	2.58	2.36	2.23	2.04	2.01	Hackensack City	3.19	3.00	2.72	2.68	2.84
Linwood City	2.43	2.06	2.00	2.19	2.38	Harrington Park Boro.	2.57	2.51	2.42	2.39	2.46
Longport Boro.	1.15	.98	.96	.88	.90	Hasbrouck Heights Boro.	2.13	2.04	2.05	2.05	2.04
Margate City, City	1.73	1.36	1.27	1.29	1.40	Haworth Boro.	2.52	2.29	2.32	2.25	2.30
Mullica Twp.	2.28	2.24	2.44	2.14	2.18	Hillsdale Boro.	2.91	2.65	2.64	2.59	2.59
Northfield City	2.73	2.55	2.28	2.20	2.51	Ho-Ho-Kus Boro.	2.00	1.86	1.81	1.80	1.78
Pleasantville City	3.20	2.65	3.02	2.79	2.91	Leonia Boro.	3.18	3.07	2.83	2.81	2.85
Port Republic City	1.82	1.34	1.46	2.09	1.12	Little Ferry Boro.	2.29	2.26	2.19	2.36	2.30
Somers Point City	2.52	2.11	2.02	2.18	2.18	Lodi Boro.	2.70	2.64	2.55	2.62	2.69
Ventnor City, City	2.27	1.74	1.42	1.42	1.49	Lyndhurst Twp.	1.69	1.61	1.71	1.82	1.94
Weymouth Twp.	2.32	1.67	1.80	1.57	2.02	Mahwah Twp.	1.84	1.79	1.78	1.79	1.89
						Maywood Boro.	2.37	2.29	2.15	2.18	2.21
						Midland Park Boro.	2.62	2.45	2.44	2.20	2.25
BERGEN COUNTY						Montvale Boro.	2.01	1.92	1.84	1.84	2.01
Allendale Boro.	2.51	2.49	2.36	2.44	2.35	Moonachie Boro.	1.30	1.18	1.24	1.16	1.49
Alpine Boro.	1.57	1.31	1.20	1.09	1.02	New Milford Boro.	2.61	2.46	2.49	2.49	2.51
Bergenfield Boro.	2.90	2.77	2.73	2.79	2.75	North Arlington Boro.	2.14	2.17	2.20	2.19	2.19
Bogota Boro.	2.54	2.60	2.55	2.68	2.71	Northvale Boro.	2.64	2.47	2.45	2.17	2.28
Carlstadt Boro.	1.16	1.19	1.26	1.25	1.35						
Cliffside Park Boro.	1.91	1.82	1.78	1.87	1.81	Norwood Boro.	2.49	2.39	2.25	2.24	2.23
Closter Boro.	2.85	2.59	2.49	2.50	2.47	Oakland Boro.	2.88	2.64	2.60	2.74	2.75
Cresskill Boro.	2.60	2.47	2.35	2.26	2.28	Old Tappan Boro.	2.15	2.14	2.21	2.17	2.08
Demerest Boro.	2.97	2.51	2.55	2.46	2.30	Oradell Boro.	2.16	2.00	1.89	2.01	2.01
Dumont Boro.	2.80	2.74	2.71	2.70	2.69	Palisades Park Boro.	2.32	2.32	2.27	2.12	2.19

TABLE 11 (CON'T)

EQUALIZED PROPERTY TAX RATES

BERGEN (CON'T)	1979	1980	1981	1982	1983	BURLINGTON (CON'T)	1979	1980	1981	1982	1983
Paramus Boro.	2.04	1.96	1.76	1.67	1.61	Hainesport Twp.	2.58	2.55	2.52	2.61	2.56
Park Ridge Boro.	2.77	2.68	2.61	2.59	2.62	Lumberton Twp.	2.17	2.22	2.08	2.27	2.34
Ramsey Boro.	2.38	2.32	2.36	2.55	2.55	Mansfield Twp.	1.80	2.10	2.22	2.11	2.01
Ridgefield Boro.	.60	.55	.49	.60	.64	Maple Shade Twp.	2.41	2.17	2.04	1.98	2.24
Ridgefield Park Vill.	2.86	2.75	2.72	2.71	2.64	Medford Twp.	2.31	2.22	2.26	2.20	2.25
Ridgewood Vill.	3.03	2.84	2.72	2.66	2.67	Medford Lakes Boro.	2.64	2.44	2.39	2.43	2.42
River Edge Boro.	2.55	2.47	2.36	2.32	2.41	Moorestown Twp.	2.44	2.44	2.24	2.31	2.32
River Vale Twp.	2.78	2.57	2.50	2.45	2.50	Mount Holly Twp.	3.04	2.95	2.94	2.75	2.85
Rochelle Park Twp.	1.43	1.36	1.47	1.53	1.52	Mount Laurel Twp.	2.42	2.21	2.28	2.25	2.26
Rockleigh Boro.	.65	.70	.62	.72	.68	New Hanover Twp.	2.11	2.14	2.19	2.24	2.20
Rutherford Boro.	2.53	2.55	2.52	2.50	2.39	North Hanover Twp.	1.54	1.87	1.50	1.60	1.50
Saddle Brook Twp.	1.92	1.79	1.74	1.77	1.71	Palmyra Boro.	2.47	2.61	2.34	2.49	2.43
Saddle River Boro.	1.21	1.05	1.05	1.01	.99	Pemberton Boro.	2.60	2.36	2.53	2.76	2.63
South Hackensack Twp.	1.93	1.61	1.69	1.69	1.67	Pemberton Twp.	2.35	2.46	2.49	2.53	2.47
Teaneck Twp.	3.61	3.41	3.32	3.24	3.17	Riverside Twp.	2.44	2.26	2.06	2.17	2.29
Tenafly Boro.	2.84	2.56	2.39	2.34	2.34	Riverton Boro.	2.29	2.41	2.53	2.52	2.56
Teterboro Boro.	.74	.82	.91	1.00	1.00	Shamong Twp.	2.36	2.32	2.40	2.47	2.26
Upper Saddle River Boro.	2.03	2.04	1.94	1.86	1.78	Southampton Twp.	1.76	1.73	1.85	1.72	1.77
Waldwick Boro.	2.83	2.69	2.73	2.70	2.54	Springfield Twp.	2.15	1.98	2.00	2.13	2.11
Wallington Boro.	1.78	1.74	1.69	1.82	1.98	Tabernacle Twp.	2.35	2.29	2.27	2.39	2.13
Washington Twp.	2.83	2.58	2.49	2.35	2.31	Washington Twp.	1.73	1.86	2.09	1.87	1.71
Westwood Boro.	2.47	2.52	2.37	2.21	2.24	Westampton Twp.	2.44	2.59	2.54	2.74	2.72
Wood-Ridge Boro.	1.63	1.72	1.61	1.71	1.77	Willingboro Twp.	3.25	3.33	3.28	3.10	2.88
Woodcliff Lake Boro.	2.72	2.54	2.42	2.35	2.21	Woodland Twp.	1.55	1.85	1.75	2.07	2.60
Wycoff Twp.	2.08	2.04	2.07	2.02	2.06	Wrightstown Boro.	2.36	2.54	2.42	2.64	2.52
<u>BURLINGTON COUNTY</u>						<u>CAMDEN COUNTY</u>					
Bass River Twp.	2.13	2.44	2.08	2.32	2.49	Audubon Boro.	3.23	3.48	3.10	3.09	3.19
Beverly City	3.36	2.18	2.48	2.66	2.87	Audubon Park Boro.	5.14	4.21	4.69	5.37	5.17
Bordentown City	2.87	2.77	2.89	2.76	2.75	Barrington Boro.	3.51	3.40	3.31	3.18	3.53
Bordentown Twp.	2.34	2.61	2.68	2.58	2.50	Bellmawr Boro.	3.16	3.18	3.07	3.22	3.34
Burlington City	1.23	1.02	1.00	1.08	1.08	Berlin Boro.	2.72	2.65	2.68	2.70	2.86
Burlington Twp.	2.31	2.17	2.22	2.13	2.27	Berlin Twp.	2.42	2.71	2.99	3.04	3.18
Chesterfield Twp.	2.26	2.15	2.39	2.25	2.20	Brooklawn Boro.	2.67	2.70	2.88	2.89	3.03
Cinnaminson Twp.	2.50	2.37	2.41	2.27	2.25	Camden City	4.37	4.55	6.31	6.32	6.32
Delanco Twp.	2.78	2.72	2.51	2.94	2.82	Cherry Hill Twp.	3.19	2.93	2.96	3.08	3.31
Delran Twp.	2.33	1.96	2.32	2.40	2.38	Chesilhurst Boro.	2.78	2.99	2.92	3.23	3.19
Eastampton Twp.	3.09	2.89	2.69	2.69	2.77	Clementon Boro.	3.33	3.19	3.45	3.52	3.37
Edgewater Park Twp.	2.53	2.49	2.34	2.44	2.50	Collingswood Boro.	3.24	3.10	2.97	2.86	3.09
Evesham Twp.	2.40	2.19	2.16	2.20	2.22	Gibbsboro Boro.	3.09	3.00	2.97	2.84	2.96
Fieldsboro Boro.	2.63	2.80	3.07	2.86	2.23	Gloucester City, City	2.74	2.83	3.04	2.98	2.87
Florence Twp.	2.60	2.50	2.37	2.56	2.39	Gloucester Twp.	2.87	2.75	2.94	2.92	3.11

TABLE 11 (CONT.)
EQUALIZED PROPERTY TAX RATES

<u>CAMDEN (CONT.)</u>	<u>1979</u>	<u>1980</u>	<u>1981</u>	<u>1982</u>	<u>1983</u>	<u>CUMBERLAND COUNTY</u>	<u>1979</u>	<u>1980</u>	<u>1981</u>	<u>1982</u>	<u>1983</u>
Haddon Twp.	2.82	2.84	2.82	3.10	3.02	Bridgeton City	3.53	3.52	3.07	4.05	3.98
Haddon Heights Boro.	3.10	2.92	2.88	2.90	2.96	Commercial Twp.	2.30	2.78	2.38	2.71	2.59
Haddonfield Boro.	3.09	2.88	2.87	2.82	2.77	Deerfield Twp.	2.54	2.28	2.35	2.41	2.38
Hi-Nella Boro.	3.11	2.98	4.37	3.49	2.49	Downe Twp.	2.96	3.10	2.87	2.86	2.81
Laurel Springs Boro.	3.13	2.98	2.90	2.76	2.83	Fairfield Twp.	2.56	2.93	2.54	2.30	2.49
Lawnside Boro.	2.93	2.79	3.32	3.47	3.59	Greenwich Twp.	2.60	3.11	3.01	2.78	2.76
Lindenwold Boro.	3.03	3.05	3.01	3.00	2.98	Hopewell Twp.	2.50	2.49	2.12	2.47	2.65
Magnolia Boro.	3.27	3.08	3.25	3.20	3.11	Lawrence Twp.	3.05	2.94	3.77	3.71	2.99
Merchantville Boro.	3.43	3.24	3.39	3.13	3.32	Maurice River Twp.	2.48	2.73	2.71	2.46	2.47
Mount Ephraim Boro.	3.06	2.95	2.97	2.80	2.76	Millville City	2.76	2.75	2.84	2.92	2.94
Oaklyn Boro.	3.06	3.14	3.16	3.10	3.05	Shiloh Boro.	2.65	2.65	2.35	2.57	3.21
Pennsauken Twp.	3.05	3.05	3.10	3.10	3.08	Stow Creek Twp.	2.30	2.36	2.38	2.33	2.71
Pine Hill Boro.	2.74	2.99	2.99	3.14	3.27	Upper Deerfield Twp.	2.43	2.28	2.06	2.07	2.06
Pine Valley Boro.	4.19	4.31	4.43	4.54	4.61	Vineland City	2.97	2.92	2.82	2.96	2.85
Runnemede Boro.	3.00	2.87	3.10	2.87	2.99						
						<u>ESSEX COUNTY</u>					
Somerdale Boro.	2.99	3.24	3.29	3.38	3.24	Belleville Twp.	3.80	3.74	3.79	3.54	3.42
Stratford Boro.	3.05	2.76	2.64	2.81	2.82	Bloomfield Twp.	3.94	3.63	3.56	3.58	3.56
Tavistock Boro.	2.46	2.17	2.01	1.99	1.99	Caldwell Boro. Twp.	3.80	3.35	3.15	3.13	3.01
Voorhees Twp.	3.04	2.46	2.51	2.47	2.69	Cedar Grove Twp.	2.69	2.49	2.35	2.20	2.31
Waterford Twp.	2.32	2.61	2.72	2.84	2.81	East Orange City	6.97	6.89	7.27	7.66	8.07
Winslow Twp.	2.59	2.64	2.58	2.50	2.60	Essex Fells Twp.	2.79	2.58	2.53	2.31	2.30
Woodlynne Boro.	4.22	4.06	4.18	4.20	4.04	Fairfield Twp.	2.74	2.69	2.40	2.53	2.39
						Glen Ridge Boro. Twp.	4.64	3.97	3.88	3.85	3.79
<u>CAPE MAY COUNTY</u>						Irvington Twp.	4.72	4.48	4.49	4.43	4.85
Avalon Boro.	1.10	.93	.83	.83	.84	Livingston Twp.	2.89	2.62	2.60	2.36	2.44
Cape May City	2.49	2.49	1.99	1.87	1.84						
Cape May Point Boro.	1.26	1.09	.84	.76	.84	Maplewood Twp.	4.12	3.84	3.62	3.64	3.72
Dennis Twp.	1.64	1.64	1.69	1.71	1.76	Millburn Twp.	2.62	2.40	2.41	2.06	2.26
Lower Twp.	2.09	1.89	1.96	1.87	1.94	Montclair Twp.	4.35	4.01	3.81	3.67	3.69
Middle Twp.	2.04	2.27	2.10	2.13	2.17	Newark City	5.65	5.40	5.25	4.92	5.82
North Wildwood City	1.80	1.81	1.72	1.52	1.62	North Caldwell Twp.	3.24	2.94	2.89	2.71	2.74
Ocean City, City	1.51	1.38	1.21	1.18	1.35	Nutley Twp.	3.59	3.41	3.17	3.32	3.35
Sea Isle City, City	1.13	1.15	1.03	1.11	1.14	Orange City Twp.	6.34	5.99	5.88	5.81	5.97
Stone Harbor Boro.	1.05	.98	.88	.94	.94	Roseland Boro.	3.09	2.94	2.49	2.38	2.39
Upper Twp.	.56	.59	.50	.55	.59	South Orange Vill. Twp.	4.68	4.23	4.03	3.79	3.99
West Cape May Boro.	2.04	1.71	1.80	1.64	1.78	Verona Twp.	3.63	3.47	3.25	3.11	3.05
West Wildwood Boro.	2.35	2.13	1.95	1.87	1.91	West Caldwell Twp.	3.42	3.03	2.96	2.88	3.01
Wildwood City	2.39	2.35	2.29	2.27	2.39	West Orange Twp.	4.17	3.69	3.61	3.53	3.80
Wildwood Crest Boro.	1.58	1.51	1.38	1.29	1.42						
Woodbine Boro.	2.57	3.04	2.30	2.81	2.01						

TABLE 11 (CON'T)

EQUALIZED PROPERTY TAX RATES

<u>GLOUCESTER COUNTY</u>	<u>1979</u>	<u>1980</u>	<u>1981</u>	<u>1982</u>	<u>1983</u>	<u>HUNTERDON (CON'T)</u>	<u>1979</u>	<u>1980</u>	<u>1981</u>	<u>1982</u>	<u>1983</u>
Clayton Boro.	2.64	2.49	3.00	2.70	2.61	Bloomsbury Boro.	2.04	2.08	2.22	2.29	2.20
Deptford Twp.	2.61	2.52	2.40	2.37	2.30	Califon Boro.	2.43	2.36	2.59	2.61	2.62
East Greenwich Twp.	1.98	1.95	1.89	1.98	2.08	Clinton Town	2.51	2.83	2.74	2.83	2.87
Elk Twp.	2.18	2.18	2.19	2.25	2.02	Clinton Twp.	2.27	2.35	2.36	2.22	2.03
Franklin Twp.	2.06	2.20	2.35	2.25	2.15	Delaware Twp.	1.99	1.96	2.15	1.83	2.02
Glassboro Boro.	2.69	2.86	2.82	2.99	3.01	East Amwell Twp.	1.89	1.73	1.89	1.91	1.86
Greenwich Twp.	1.86	1.70	1.79	1.54	1.81	Flemington Boro.	2.31	2.46	2.25	2.40	2.12
Harrison Twp.	2.14	2.19	2.18	2.57	2.36	Franklin Twp.	2.03	1.81	2.02	2.42	2.01
Logan Twp.	2.14	1.89	2.05	1.97	1.99	Frenchtown Boro.	2.86	2.33	2.68	2.65	2.42
Mantua Twp.	2.49	2.43	2.44	2.48	2.33	Glen Gardner Boro.	2.73	2.18	2.09	3.04	2.79
Monroe Twp.	2.35	2.19	2.12	2.14	2.30	Hampton Boro.	2.38	2.52	2.71	2.93	2.81
National Park Boro.	2.31	2.86	2.75	2.72	2.70	High Bridge Boro.	2.50	2.42	2.53	2.52	2.64
Newfield Boro.	2.39	2.75	2.49	2.13	2.44	Holland Twp.	.49	.51	.60	.68	.70
Paulsboro Boro.	2.33	2.52	2.52	2.34	2.31	Kingwood Twp.	2.22	2.35	2.37	2.32	2.16
Pitman Boro.	2.36	2.60	2.58	2.67	2.72	Lambertville City	2.17	2.14	2.12	2.25	2.18
South Harrison Twp.	2.18	2.19	2.29	2.08	2.31	Lebanon Boro.	2.71	2.44	2.64	2.85	2.60
Swedesboro Boro.	2.60	2.91	2.84	2.56	2.51	Lebanon Twp.	1.64	1.53	1.52	1.49	1.40
Washington Twp.	2.07	2.11	2.19	2.19	2.27	Milford Boro.	1.73	1.97	2.01	2.20	2.48
Wenonah Boro.	2.46	2.44	2.51	2.72	2.54	Raritan Twp.	2.22	2.33	2.15	2.27	2.32
West Deptford Twp.	2.37	2.31	2.06	1.83	1.99	Readington Twp.	1.88	1.79	1.99	2.19	2.06
Westville Boro.	2.57	2.57	2.53	2.65	2.55	Stockton Boro.	2.07	1.92	2.20	2.37	2.20
Woodbury City	2.94	2.90	2.73	2.69	2.59	Tewksbury Twp.	2.06	2.09	2.09	2.14	2.09
Woodbury Heights Boro.	2.10	2.12	2.27	2.31	2.27	Union Twp.	1.89	1.94	2.01	2.05	2.05
Woolwich Twp.	2.39	2.20	2.25	2.63	2.07	West Amwell Twp.	2.05	2.06	2.00	2.37	2.36
<u>HUDSON COUNTY</u>						<u>MERCER COUNTY</u>					
Bayonne City	4.04	4.07	4.26	4.27	3.99	East Windsor Twp.	3.29	3.15	2.95	3.01	2.30
East Newark Boro.	3.58	4.34	3.79	3.83	3.81	Ewing Twp.	2.76	2.72	2.82	2.63	2.74
Guttenberg Town	3.23	3.16	3.11	3.08	2.37	Hamilton Twp.	2.46	2.57	2.66	2.79	2.60
Harrison Town	2.73	2.85	2.88	2.45	2.78	Hightstown Boro.	3.17	3.08	3.06	3.25	3.35
Hoboken City	5.17	5.23	5.61	4.83	5.14	Hopewell Boro.	2.51	2.32	2.45	2.47	2.32
Jersey City, City	5.77	5.65	5.87	5.70	6.04	Hopewell Twp.	2.37	2.31	2.34	2.30	2.21
Kearny Town	2.88	2.82	2.99	3.03	2.78	Lawrence Twp.	2.40	2.49	2.38	2.25	2.35
North Bergen Twp.	3.80	4.47	3.99	3.77	3.67	Pennington Boro.	2.38	2.41	2.26	2.37	2.28
Secaucus Town	2.55	2.67	2.45	2.65	2.47	Princeton Boro.	2.28	2.18	2.26	2.25	2.18
Union City, City	5.16	5.85	6.39	6.39	5.75	Princeton Twp.	2.34	2.18	2.04	2.14	2.01
Weehawken Twp.	4.51	4.96	4.23	5.60	4.41	Trenton City	5.52	5.25	5.42	5.52	5.34
West New York Town	4.96	5.55	5.19	5.53	5.19	Washington Twp.	2.22	2.10	1.98	2.15	2.16
<u>HUNTERDON COUNTY</u>						West Windsor Twp.	2.55	2.59	2.45	2.49	2.32
Alexandria Twp.	1.90	2.06	2.19	2.53	2.39						
Bethlehem Twp.	2.20	2.20	2.49	2.28	2.50						

TABLE 11 (CON'T)

EQUALIZED PROPERTY TAX RATES

<u>MIDDLESEX COUNTY</u>	<u>1979</u>	<u>1980</u>	<u>1981</u>	<u>1982</u>	<u>1983</u>	<u>MONMOUTH (CON'T)</u>	<u>1979</u>	<u>1980</u>	<u>1981</u>	<u>1982</u>	<u>1983</u>
Carteret Boro.	2.86	2.88	2.78	2.99	2.87	Fair Haven Boro.	2.88	2.58	2.54	2.57	2.54
Cranbury Twp.	2.15	1.81	1.56	1.51	1.69	Farmingdale Boro.	2.58	2.28	2.42	2.88	2.85
Dunellen Boro.	2.87	2.89	2.91	2.88	2.79	Freehold Boro.	2.65	2.45	2.73	2.59	2.66
East Brunswick Twp.	2.88	2.80	2.73	2.70	2.74	Freehold Twp.	2.48	2.54	2.29	2.39	2.49
Edison Twp.	2.61	2.44	2.30	2.31	2.30	Hazlet Twp.	2.52	2.39	2.36	2.52	2.58
Helmetta Boro.	3.06	2.90	2.91	2.87	2.39	Highlands Boro.	3.30	3.07	2.82	2.73	2.87
Highland Park Boro.	3.72	3.17	3.28	3.62	3.60	Holmdel Twp.	1.91	1.84	1.77	2.01	1.90
Jamesburg Boro.	3.22	2.94	2.74	2.73	2.87	Howell Twp.	2.31	2.46	2.44	2.36	2.22
Metuchen Boro.	2.97	2.80	2.75	2.80	2.83	Interlaken Boro.	1.47	1.41	1.36	1.64	1.54
Middlesex Boro.	2.81	2.62	2.56	2.70	2.74	Keansburg Boro.	3.30	3.10	2.84	2.85	3.43
Milltown Boro.	2.24	2.02	2.08	2.24	2.36	Keyport Boro.	3.25	3.45	3.64	2.86	2.68
Monroe Twp.	2.07	1.94	2.05	2.09	1.89	Little Silver Boro.	2.78	2.63	2.58	2.53	2.59
New Brunswick City	3.39	3.54	3.38	3.26	3.39	Loch Arbour Village	3.23	2.91	3.00	2.84	2.90
North Brunswick Twp.	2.57	2.54	2.32	2.32	2.32	Long Branch City	3.06	2.97	2.97	2.98	3.06
Old Bridge Twp.	3.16	3.03	3.10	2.87	2.82	Manalapan Twp.	2.63	2.37	2.26	2.25	2.51
Perth Amboy City	3.11	2.99	2.92	2.72	3.68	Manasquan Boro.	2.43	2.07	1.94	1.88	1.79
Piscataway Twp.	3.04	2.39	2.12	2.18	2.32	Marlboro Twp.	2.59	2.36	2.39	2.28	2.47
Plainsboro Twp.	1.83	1.73	1.63	1.65	1.84	Matawan Boro.	2.66	2.99	2.88	2.93	2.74
Sayreville Boro.	2.14	1.89	1.81	1.76	2.13	Middletown Twp.	2.45	2.29	2.41	2.38	2.47
South Amboy City	2.14	2.06	2.16	2.02	2.16	Millstone Twp.	1.97	1.94	2.06	2.23	2.36
South Brunswick Twp.	2.92	2.85	2.50	2.43	2.71	Monmouth Beach Boro.	2.61	2.38	2.23	2.37	2.18
South Plainfield Boro.	2.65	2.52	2.39	2.42	2.70	Neptune Twp.	2.74	2.61	2.59	2.59	2.49
South River Boro.	2.88	2.93	2.85	2.78	2.98	Neptune City, Boro.	2.89	2.76	2.58	2.34	2.43
Spotswood Boro.	3.17	3.10	2.91	2.91	3.17	Ocean Twp.	2.73	2.57	2.64	2.72	2.74
Woodbridge Twp.	2.49	2.40	2.34	2.51	2.41	Oceanport Boro.	2.34	2.17	2.09	2.29	2.26
<u>MONMOUTH COUNTY</u>						Red Bank Boro.	3.51	3.28	3.21	3.08	2.89
Aberdeen Twp.	2.85	2.91	2.84	2.81	3.04	Roosevelt Boro.	3.58	2.81	3.26	2.84	3.03
Allenhurst Boro.	1.76	1.51	1.31	1.51	1.50	Rumson Boro.	2.67	2.56	2.32	2.28	2.30
Allentown Boro.	3.16	2.99	2.97	2.86	2.75	Sea Bright Boro.	2.43	2.52	2.22	2.37	2.42
Asbury Park City	5.62	6.00	5.66	5.50	6.22	Sea Girt Boro.	1.62	1.58	1.52	1.42	1.35
Atlantic Highlands Boro.	3.11	3.11	2.84	2.87	2.72	Shrewsbury Boro.	2.75	2.50	2.65	2.73	2.74
Avon-By-The-Sea Boro.	1.98	1.96	1.96	1.83	2.06	Shrewsbury Twp.	4.80	4.55	3.90	5.02	5.22
Belmar Boro.	2.38	2.38	2.39	2.42	2.19	South Belmar Boro.	3.17	3.06	2.96	3.19	3.01
Bradley Beach Boro.	3.63	3.72	3.36	3.50	3.33	Spring Lake Boro.	1.75	1.62	1.61	1.51	1.51
Brielle Boro.	2.40	2.14	2.01	1.94	1.96	Spring Lake Heights Boro.	2.40	2.12	2.02	2.13	2.15
Colts Neck Twp.	2.06	2.10	1.98	2.05	2.02	Tinton Falls Boro.	2.97	2.95	3.03	3.34	3.03
Deal Boro.	1.47	1.29	1.35	1.31	1.34	Union Beach Boro.	2.75	2.35	2.43	2.89	2.70
Eatontown Boro.	2.63	2.72	2.81	2.88	2.82	Upper Freehold Twp.	2.19	2.39	2.25	2.29	2.51
Englishtown Boro.	2.56	2.68	2.81	2.62	2.59	Wall Twp.	2.22	2.18	2.06	2.21	2.16
						West Long Branch Boro.	2.50	2.26	2.16	2.39	2.44

TABLE 11 (CON'T)

EQUALIZED PROPERTY TAX RATES

MORRIS COUNTY	1979	1980	1981	1982	1983	OCEAN COUNTY	1979	1980	1981	1982	1983
Boonton Town	2.59	2.46	2.54	2.71	2.68	Barnegat Twp.	2.19	2.48	2.90	2.77	2.71
Boonton Twp.	1.81	1.64	1.57	1.64	1.61	Barnegat Light Boro.	1.12	1.13	1.04	.93	.94
Butler Boro.	2.60	2.42	2.31	2.32	2.41	Bay Head Boro.	1.48	1.37	1.29	1.14	1.19
Chatham Boro.	2.34	2.17	2.13	2.14	2.15	Beach Haven Boro.	1.33	1.35	1.28	1.16	1.22
Chatham Twp.	2.34	2.16	2.15	2.11	2.03	Beachwood Boro.	2.82	2.65	2.62	2.62	2.58
Chester Boro.	2.59	2.67	2.40	2.54	2.33	Berkeley Twp.	1.88	1.73	1.83	1.91	1.89
Chester Twp.	2.55	2.44	2.37	2.34	2.37	Brick Twp.	2.27	2.08	2.00	2.03	2.06
Denville Twp.	2.27	2.01	2.05	2.21	2.26	Dover Twp.	2.42	2.49	2.37	2.36	2.38
Dover Town	2.65	2.56	2.46	2.68	2.36	Eagleswood Twp.	2.17	2.41	1.98	2.11	2.08
East Hanover Twp.	1.74	1.76	1.71	1.81	1.71	Harvey Cedars Boro.	1.29	1.23	1.10	1.06	.98
Florham Park Boro.	1.85	1.67	1.80	1.55	1.58	Island Heights Boro.	2.43	2.32	2.56	2.16	2.05
Hanover Twp.	1.88	2.00	1.95	1.42	1.53	Jackson Twp.	2.46	2.56	2.57	2.59	2.78
Harding Twp.	1.48	1.51	1.29	1.19	.99	Lacey Twp.	1.07	1.01	2.06	1.82	1.64
Jefferson Twp.	2.43	2.26	2.25	2.17	2.14	Lakehurst Boro.	3.15	3.03	2.89	2.94	2.67
Kinnelon Boro.	2.49	2.33	2.20	2.21	2.26	Lakewood Twp.	2.77	2.85	2.66	2.57	2.60
Lincoln Park Boro.	3.05	2.94	3.06	3.08	2.83	Lavallette Boro.	1.21	1.10	1.02	1.05	1.11
Madison Boro.	2.52	2.43	2.33	2.29	2.12	Little Egg Harbor Twp.	2.11	2.37	2.12	2.34	2.51
Mendham Boro.	2.37	2.32	2.26	2.20	2.09	Long Beach Twp.	1.11	1.11	1.01	.95	.93
Mendham Twp.	2.28	2.22	2.04	2.14	2.14	Manchester Twp.	1.78	1.56	1.65	1.73	1.86
Mine Hill Twp.	2.78	2.58	2.45	2.48	2.61	Montoloking Boro.	1.26	1.00	.95	.79	.81
Montville Twp.	2.19	2.14	1.99	1.92	1.90	Ocean Twp.	2.01	2.27	2.42	2.29	2.17
Morris Twp.	2.07	1.99	1.92	1.95	1.95	Ocean Gate Boro.	2.52	2.31	2.31	2.32	2.31
Morris Plains Boro.	2.34	2.02	1.72	1.83	1.92	Pine Beach Boro.	2.58	2.38	2.44	2.39	2.56
Morristown Town	3.26	2.94	2.59	2.54	2.33	Plumsted Twp.	1.66	1.85	1.69	1.80	1.82
Mount Arlington Boro.	2.78	2.57	2.43	2.46	2.40	Point Pleasant Boro.	2.39	2.24	2.07	2.03	2.08
Mount Olive Twp.	2.24	2.26	2.23	2.16	2.32	Point Pleasant Beach Boro.	2.15	2.00	2.05	1.89	1.86
Mountain Lakes Boro.	2.99	2.76	2.71	2.71	2.68	Seaside Heights Boro.	1.71	1.78	1.75	1.98	1.79
Netcong Boro.	2.36	2.19	2.02	2.32	2.28	Seaside Park Boro.	1.51	1.44	1.54	1.62	1.70
Parsippany-Troy Hills Twp.	2.27	2.22	2.14	2.07	2.29	Ship Bottom Boro.	1.35	1.46	1.24	1.17	1.12
Passaic Twp.	2.39	2.18	2.12	2.12	2.20	South Toms River Boro.	2.58	2.54	2.67	2.44	2.44
Pequannock Twp.	2.42	2.29	2.35	2.49	2.52	Stafford Twp.	1.36	1.34	1.28	1.31	1.69
Randolph Twp.	2.85	2.77	2.67	2.76	2.81	Surf City Boro.	1.16	1.16	1.06	.94	.95
Riverdale Boro.	2.20	1.97	2.22	2.18	2.35	Tuckerton Boro.	2.41	2.47	2.13	2.11	2.67
Rockaway Boro.	2.41	2.19	2.18	2.26	2.36	PASSAIC COUNTY					
Rockaway Twp.	2.60	2.62	2.64	2.77	2.63	Bloomington Boro.	2.73	2.65	2.78	2.77	2.68
Roxbury Twp.	2.28	2.14	2.37	2.36	2.40	Clifton City	1.96	1.93	1.93	1.83	1.90
Victory Gardens Boro.	2.94	2.89	2.42	2.51	2.34	Haledon Boro.	2.32	2.23	2.38	2.14	2.18
Washington Twp.	2.13	2.07	2.15	2.25	2.31	Hawthorne Boro.	2.38	2.27	2.27	2.16	2.15
Wharton Boro.	2.56	2.42	2.30	2.53	2.62	Little Falls Twp.	2.00	1.89	1.91	1.92	1.94

TABLE 11 (CON'T)

EQUALIZED PROPERTY TAX RATES

<u>PASSAIC (CON'T)</u>	<u>1979</u>	<u>1980</u>	<u>1981</u>	<u>1982</u>	<u>1983</u>	<u>SOMERSET (CON'T)</u>	<u>1979</u>	<u>1980</u>	<u>1981</u>	<u>1982</u>	<u>1983</u>
North Haledon Boro.	2.39	2.28	2.39	2.31	2.24	Manville Boro.	2.59	2.38	2.45	2.60	2.75
Passaic City	3.96	4.05	3.99	4.06	5.11	Millstone Boro.	2.01	1.73	1.79	1.93	1.84
Paterson City	3.47	3.06	3.57	4.72	4.54	Montgomery Twp.	2.32	2.16	2.14	2.03	2.07
Pompton Lakes Boro.	2.89	2.88	2.95	2.85	2.89	North Plainfield Boro.	2.94	2.80	2.81	2.74	2.81
Prospect Park Boro.	2.72	2.38	2.38	2.44	2.42	Peapack-Gladstone Boro.	1.98	1.80	1.83	1.64	1.42
Ringwood Boro.	2.71	2.63	2.65	2.63	2.80	Raritan Boro.	2.64	2.44	2.34	2.60	2.67
Totowa Boro.	1.74	1.60	1.63	1.74	1.71	Rocky Hill Boro.	2.18	1.85	1.52	1.58	1.50
Wanaque Boro.	2.60	2.56	2.55	2.40	2.64	Somerville Boro.	3.14	2.99	2.99	3.01	2.84
Wayne Twp.	2.65	2.42	2.27	2.23	2.33	South Bound Brook Boro.	2.82	2.72	2.51	2.67	2.76
West Milford Twp.	2.78	2.74	2.67	2.71	2.74	Warren Twp.	2.31	2.20	2.10	2.08	2.13
West Paterson Boro.	2.45	2.30	2.17	2.37	2.26	Watchung Boro.	1.97	1.85	1.87	1.94	1.93
<u>SALEM COUNTY</u>						<u>SUSSEX COUNTY</u>					
Alloway Twp.	2.28	2.11	2.22	2.15	2.19	Andover Boro.	2.18	1.92	2.24	1.97	2.44
Carneys Point Twp.	3.09	2.70	2.95	2.67	2.58	Andover Twp.	2.44	2.51	2.28	2.31	2.47
Elmer Boro.	2.58	2.63	2.46	2.63	2.51	Branchville Boro.	1.83	1.86	1.95	1.73	1.63
Elsinboro Twp.	2.01	2.45	2.33	2.14	1.92	Byram Twp.	2.58	2.47	2.47	2.73	2.74
Lower Alloways Creek Twp.	.99	.82	.69	.88	.75	Frankford Twp.	2.59	2.54	2.57	2.61	2.57
Mannington Twp.	2.21	2.16	2.41	2.33	2.60	Franklin Boro.	2.50	2.66	2.59	2.66	3.15
Oldmans Twp.	2.36	2.60	2.08	2.36	2.53	Fredon Twp.	2.48	2.45	2.37	2.47	2.50
Penns Grove Boro.	3.47	3.72	3.75	3.83	3.38	Green Twp.	2.71	2.47	2.44	2.49	2.55
Pennsville Twp.	2.51	2.50	2.43	2.49	2.21	Hamburg Boro.	2.23	2.57	2.70	2.79	3.37
Pilesgrove Twp.	2.36	2.27	2.32	2.08	2.17	Hampton Twp.	2.31	2.05	2.40	2.71	2.69
Pittsgrove Twp.	2.37	2.32	2.35	2.26	2.17	Hardyston Twp.	2.46	2.54	2.57	2.49	2.54
Quinton Twp.	1.94	2.10	2.22	2.24	2.27	Hopatcong Boro.	2.84	2.92	2.77	2.63	2.53
Salem City	3.58	3.28	3.06	3.16	2.96	Lafayette Twp.	2.23	2.15	2.36	2.38	2.40
Upper Pittsgrove Twp.	2.28	2.20	2.10	2.30	2.05	Montague Twp.	1.61	1.57	1.58	1.87	1.72
Woodstown Boro.	2.73	2.75	2.65	2.72	2.92	Newton Town	2.82	2.85	2.52	2.44	2.60
<u>SOMERSET COUNTY</u>						Ogdensburg Boro.	2.55	2.76	2.83	2.75	3.05
Bedminster Twp.	1.39	1.24	1.13	1.02	1.16	Sandyston Twp.	2.03	2.14	2.12	2.03	2.18
Bernards Twp.	2.40	1.82	1.81	1.93	1.95	Sparta Twp.	2.69	2.55	2.52	2.59	2.63
Bernardsville Boro.	2.04	1.84	1.73	1.78	1.74	Stanhope Boro.	3.02	2.65	2.47	2.63	2.67
Bound Brook Boro.	2.93	2.75	2.57	2.60	2.68	Stillwater Twp.	2.50	2.32	2.46	2.40	2.37
Branchburg Twp.	1.93	1.85	1.93	1.85	1.85	Sussex Boro.	2.91	2.48	2.65	2.88	2.77
Bridgewater Twp.	2.42	2.36	2.25	2.23	2.24	Vernon Twp.	2.41	2.33	2.26	2.26	2.39
Far Hills Boro.	1.47	1.33	1.10	1.30	1.45	Walpack Twp.	.56	.80	.69	.74	.74
Franklin Twp.	2.63	2.48	2.55	2.60	2.61	Wantage Twp.	2.35	2.45	2.40	2.61	2.57
Green Brook Twp.	2.58	2.63	2.52	2.35	2.37						
Hillsborough Twp.	2.12	2.06	2.11	2.04	2.31						

TABLE 11 (CON'T)
EQUALIZED PROPERTY TAX RATES

<u>UNION COUNTY</u>	<u>1979</u>	<u>1980</u>	<u>1981</u>	<u>1982</u>	<u>1983</u>	<u>WARREN COUNTY</u>	<u>1979</u>	<u>1980</u>	<u>1981</u>	<u>1982</u>	<u>1983</u>
Berkeley Heights Twp.	1.99	2.10	1.86	1.98	2.01	Allamuchy Twp.	1.60	1.78	1.66	1.75	1.76
Clark Twp.	2.56	2.36	2.59	2.28	2.36	Alpha Boro.	2.10	1.68	2.08	2.19	2.25
Cranford Twp.	2.61	2.45	2.54	2.52	2.58	Belvidere Town	2.64	2.47	2.43	2.93	2.94
Elizabeth City	3.77	3.49	3.45	3.63	3.50	Blairstown Twp.	.55	.84	.54	.55	.64
Fanwood Boro.	3.03	2.84	2.75	2.87	2.73	Franklin Twp.	1.66	2.28	2.04	2.17	2.19
Garwood Boro.	2.79	2.66	2.64	2.49	2.42	Frelinghuysen Twp.	2.06	2.09	2.08	2.20	2.21
Hillside Twp.	3.42	3.32	3.26	3.32	3.17	Greenwich Twp.	1.94	2.00	2.03	2.19	2.17
Kenilworth Boro.	2.03	1.81	2.09	2.00	1.92	Hackettstown Town	2.71	2.57	2.49	2.45	2.83
Linden City	1.53	1.45	1.59	1.51	1.53	Hardwick Twp.	1.98	1.85	2.20	1.96	2.02
Mountainside Boro.	2.16	1.99	2.09	2.02	1.94	Harmony Twp.	1.97	1.93	2.18	2.20	2.03
New Providence Boro.	2.59	2.48	2.35	2.58	2.45	Hope Twp.	2.02	1.92	2.20	1.84	2.16
Plainfield City	3.83	3.58	3.64	3.61	3.51	Independence Twp.	1.79	2.07	2.10	2.26	2.19
Rahway City	3.18	3.15	3.08	3.23	2.94	Knowlton Twp.	2.11	2.00	2.24	2.07	2.07
Roselle Boro.	3.14	3.00	2.92	2.98	3.09	Liberty Twp.	2.03	2.13	2.15	2.24	2.26
Roselle Park Boro.	2.98	2.68	2.74	2.77	3.00	Lopatcong Twp.	2.26	1.95	2.06	2.24	2.20
Scotch Plains Twp.	2.81	2.65	2.57	2.56	2.66	Mansfield Twp.	2.10	2.31	2.26	2.30	2.23
Springfield Town	2.49	2.43	2.32	2.38	2.36	Oxford Twp.	2.16	2.57	2.41	2.56	2.90
Summit City	2.09	1.95	1.92	1.83	1.85	Pahaquarry Twp.	.66	.64	.55	.59	.64
Union Twp.	2.24	1.98	2.14	2.13	2.23	Phillipsburg Town	2.67	2.73	2.63	2.75	2.87
Westfield Town	2.53	2.43	2.38	2.37	2.39	Pohatcong Twp.	1.92	1.98	1.98	2.10	2.25
Winfield Twp.	9.35	10.23	10.02	10.83	12.14	Washington Boro.	2.58	2.41	2.50	2.74	2.70
						Washington Twp.	2.04	2.35	2.24	2.24	2.42
						White Twp.	1.55	1.43	1.62	1.71	1.85

TABLE 12: FINANCES OF MUNICIPALLY OPERATED UTILITIES

This table reports the revenues and expenditures of municipally operated utilities in summary since 1979 and in detail for 1983. These operations are independent of the municipality and are not shown in the municipal data on the preceding pages.

Utility Type Codes: 1-Water 2-Sewer 3-Airport 4-Beach Front 5-Water & Sewer 6-Harbor 7-Electric 8-Parking 9-Swimming Pool

		SURPLUS ANTICIPATED	OPERATING INCOME	FROM PROPERTY TAXES	SURPLUS TO MUNICIPALITY	OPERATING COSTS	DEBT SERVICE	CAPITAL IMPROVEMENTS	TOTAL REVENUE	TOTAL EXPENDITURES
A T L A N T I C	Absecon City	2	20,400.20	513,894.25		222,806.20	236,741.00	45,000.00	534,294.45	504,547.20
	Atlantic City, City	1		81,675.80			65,964.58		81,675.80	65,964.58
	Atlantic City, City	3	669,686.40	1,611,329.86		850,035.51	50,115.35	304,417.26	2,281,016.26	1,204,568.12
	Brigantine City	5	77,897.17	1,639,153.99		1,186,500.88	452,957.02	55,981.25	1,717,051.16	1,695,439.15
	Egg Harbor City	5		318,756.42		271,595.64	69,201.93		318,756.42	340,797.57
	Galloway Twp.	2	111,300.00	981,726.27		362,220.00	302,711.02		1,093,026.27	664,931.02
	Hammononton Town	1	101,625.73	571,060.73		293,500.00	173,397.04	60,000.00	672,686.46	526,897.04
	Hammononton Town	2	66,363.12	462,413.63		352,700.00	143,691.08	5,000.00	528,776.75	501,391.08
	Margate City, City	5	172,500.00	1,388,278.80		1,330,456.50	33,043.50		1,560,778.80	1,363,500.00
	Pleasantville City	2	230,000.00	986,994.43		844,152.37	261,916.88		1,216,994.43	1,106,069.25
	Ventnor City, City	5		1,702,143.44		1,614,362.70	5,637.30		1,702,143.44	1,620,000.00
	Allendale Boro.	1	202,195.94	399,685.56		233,000.00	19,510.00	209,685.94	601,881.50	462,195.94
	Cresskill Boro.	9	41,500.00	125,784.88		127,900.00	22,100.00		167,284.88	150,000.00
	Elmwood Park Boro.	1	13,461.41	852,870.89	10,334.99	634,753.73	110,541.91		876,667.29	745,295.64
	Emerson Boro.	2	58,284.82	227,948.65		307,901.79			286,233.47	307,901.79
	* Englewood City	0		69,471.80	37,432.08	132,580.73			106,903.88	132,580.73
	Fair Lawn Boro.	1		2,296,113.81		1,717,967.51		223,000.00	2,296,113.81	1,940,967.51
	Garfield City	1		1,016,819.23		850,419.57	50,797.52	5,000.00	1,016,819.23	906,217.09
	Hackensack City	8	33,000.00	559,665.26		159,650.00	245,397.32		592,665.26	405,047.32
	Hillsdale Boro.	9	14,776.28	261,949.05		136,686.28	112,590.00	25,000.00	276,725.33	274,276.28
B E R G E N	Ho-Ho-Kus Boro.	1	105,500.00	305,510.16		201,800.00	47,590.25	87,000.00	411,010.16	336,390.25
	Leonia Boro.	9	18,478.39	141,406.10		95,847.00	36,032.22		159,884.49	135,879.22
	Lodi Boro.	1		1,086,052.65	144,849.06	1,097,214.27	142,155.91	2,280.38	1,230,901.71	1,241,650.56
	Lyndhurst Twp.	1	83,000.00	1,103,707.85		923,675.50	11,100.00	30,000.00	1,186,707.85	964,775.50
	Mahwah Twp.	1	325,803.31	1,032,739.02		793,754.00	409,524.33		1,358,542.33	1,203,278.33
	Mahwah Twp.	2	650,000.00	392,384.07		700,943.00	445,620.66		1,042,384.07	1,146,563.66
	Maywood Boro.	0		127,789.22		85,066.52	34,350.37		122,789.22	119,416.89
	Moonachie Boro.	2		320,065.59		328,800.06			320,065.59	328,800.06
	North Arlington Boro.	1	50,000.00	922,713.60		728,400.00	79,222.50		972,713.60	807,622.50
	Oakland Boro.	1	6,000.00	694,686.84		608,150.00	61,601.29	3,500.00	700,686.84	673,251.29
	Oakland Boro.	2	80.50	47,653.22	45,503.78	88,125.00	112.50		88,237.50	88,237.50
	Palisades Park Boro.	9	100,737.00	328,769.60		292,200.84	47,536.16	45,000.00	429,506.60	384,727.00
	Paramus Boro.	2	40,000.00	1,591,235.87		1,153,829.48	464,550.40	40,000.00	1,731,235.87	1,658,379.88
	Paramus Boro.	9	6,600.00	223,148.13		143,663.00	70,649.77	2,000.00	229,748.13	216,312.77
	** Paramus Boro.	0	75,000.00	595,405.64		318,645.00	308,020.82	12,000.00	670,405.64	638,665.82
	Park Ridge Boro.	1		858,050.17		542,705.00	55,131.00	76,555.00	858,050.17	674,431.00
	Park Ridge Boro.	7	84,712.00	3,334,430.47		2,922,776.00	75,936.00	45,000.00	3,419,142.47	3,043,712.00
	Park Ridge Boro.	9	6,150.00	96,019.54		64,969.10	25,550.00	7,030.90	102,169.54	97,550.00
	Ramsey Boro.	5	186,490.00	1,214,393.90		852,100.00	219,097.55	135,000.00	1,400,883.90	1,206,197.55
	Ramsey Boro.	9	12,400.00	129,270.23		100,400.00		35,000.00	141,670.23	135,400.00
***	Ridgefield Boro.	9	16,557.00	137,790.66		97,800.00	45,757.00	11,500.00	154,347.66	155,057.00
	Ridgefield Park Village	9	56,100.00	109,769.49		89,826.72	50,047.50		156,869.69	139,874.22
	Ridgewood Village	1	112,233.00	2,763,197.53		2,368,126.27	285,628.68	35,200.00	2,875,430.53	2,688,954.95
	Ridgewood Village	8	15,454.25	204,123.55		185,626.00	29,344.01		210,577.80	214,970.01
	*** Ridgewood Village	0	5,237.63	177,231.60		170,155.00			182,469.23	170,155.00
	Saddle Brook Twp.	1		1,234,898.90		1,208,898.00	11,710.00		1,234,898.90	1,220,649.00
	Waldwick Boro.	1	19,875.11	410,452.91		362,907.35		28,000.00	430,328.02	350,907.35
	Wallington Boro.	1		482,042.40		382,044.17	92,360.34	1,000.00	482,042.40	456,204.51
	Wycoff Twp.	2	24,000.00	377,107.52		411,601.00			401,107.52	411,601.00

*Recreation
**Golf Course
***Park Utility

TABLE 12: FINANCES OF MUNICIPALLY OPERATED UTILITIES - CONTINUED

		SURPLUS ANTICIPATED	OPERATING FROM PROPERTY INCOME TAXES	SURPLUS TO MUNICIPALITY	OPERATING COSTS	DEBT SERVICE	CAPITAL IMPROVEMENTS	TOTAL REVENUE	TOTAL EXPENDITURES
B U R L I N G T O	Bordentown City	1	39,000.00	949,365.11	636,523.45	187,819.99	15,000.00	988,365.11	839,343.44
	Bordentown City	2	264,000.00	438,504.89	571,070.00	28,284.16		702,504.89	595,284.16
	Bordentown Twp.	2	70,000.00	455,954.34	298,825.00	134,551.56	475.00	525,954.34	423,851.56
	Burlington City	1		320,373.91	219,339.44	514,582.00	25,731.35	540,313.35	540,313.35
	Burlington City	2	100,000.00	184,977.29	282,636.06			284,977.29	282,636.06
	Burlington Twp.	1		631,738.64	105,376.13	421,429.90	315,688.17	737,114.77	737,118.07
	Burlington Twp.	2	50,000.00	952,813.99	35,147.40	695,794.29	373,973.71	1,037,961.35	1,069,768.00
	*Evesham Twp.	0	77,794.00	362,722.34	409,974.00		10,000.00	440,516.34	419,974.00
	Fieldsboro Boro.	1	9,855.00	36,637.92	35,859.00			46,496.92	35,859.00
	Fieldsboro Boro.	2	9,600.00	33,621.11	39,375.00			43,221.11	39,375.00
	Florence Twp.	5	115,391.00	638,439.02	445,065.00	193,647.39	15,000.00	753,830.02	653,712.39
	Maple Shade Twp.	1		966,474.89	747,100.00	115,505.06		966,474.89	862,605.06
	Maple Shade Twp.	2	85,000.00	800,507.95	806,795.65	150,887.91		885,507.95	957,683.56
	Medford Twp.	5	460,593.00	1,391,368.34	702,043.00	290,523.37	62,000.00	1,851,961.34	1,054,566.37
	Medford Lakes Boro.	2		276,270.92	242,310.13	35,339.09	10,000.00	281,734.81	287,649.22
	Moorestown Twp.	1	202,087.00	1,230,986.32	756,888.00	250,105.68	32,750.00	1,433,073.32	1,039,743.68
	Moorestown Twp.	2	138,565.00	664,370.52	468,410.26	170,553.81	46,100.00	802,935.52	685,064.07
	Palmyra Boro.	2	11,675.00	175,257.52	192,375.00		2,000.00	190,932.52	184,375.00
	Pemberton Boro.	5	12,325.00	149,850.93	136,890.74	25,992.43	30,000.00	162,175.93	192,883.17
	Pemberton Boro.	7	38,900.00	519,466.43	520,930.00		10,000.00	558,366.43	550,900.00
C A M D E N	Pemberton Twp.	1	94,422.83	725,044.55	437,853.38	232,572.17	80,000.00	819,467.38	750,425.55
	Pemberton Twp.	2		575,642.00	575,642.00			575,642.00	575,642.00
	Barrington Boro.	2		245,577.68	197,237.91	12,310.00	2,500.00	245,577.68	212,047.91
	Bellmawr Boro.	1	63,000.00	438,287.48	324,400.00	132,999.78		501,287.48	457,399.78
	Berlin Boro.	1		437,506.12	455,965.64	85,243.83	21,070.71	437,506.12	562,280.18
	Berlin Boro.	2		366,584.73	259,404.92	91,693.00	7,500.00	366,584.73	358,597.92
	Brooklawn Boro.	1		151,383.09	164,819.98	33,666.07		151,383.09	198,486.05
	Camden City	1		2,568,465.25	2,159,557.07	454,194.94		2,568,465.25	2,613,752.01
	Camden City	2		4,601,459.70	4,137,276.79	566,335.09		4,601,459.70	4,703,611.88
	Cherry Hill Twp.	2	640,000.00	3,419,304.20	2,949,970.00	846,040.55	93,000.00	4,059,304.20	3,889,010.55
	Clementon Boro.	1	14,300.00	263,021.92	238,060.03	60,845.10		277,321.82	298,905.13
	Collinswood Boro.	1		526,279.81	466,300.00	105,698.33		526,279.81	571,998.33
	Collinswood Boro.	2	56,950.00	564,028.31	597,390.00	26,110.00		620,978.31	623,500.00
	Gloucester City, City	1	7,487.00	624,944.52	519,692.00	19,875.00	50,000.00	632,431.52	589,567.00
	Haddon Twp.	5		836,212.54	687,950.00	114,793.93	60,200.00	836,212.54	862,943.93
	Haddonfield Boro.	5	100,000.00	1,213,411.64	983,736.40	218,283.08	8,000.00	1,313,411.64	1,210,019.48
	Lawnside Boro.	2	5,970.00	149,483.70	114,850.00	30,125.83		155,453.70	144,975.83
	Mount Ephraim Boro.	1	85,000.00	216,584.58	279,000.00		2,500.00	301,584.58	295,000.00
	*Pennsauken Twp.	0		432,155.10	348,578.00		62,792.00	432,155.10	411,370.00
C A P E M A Y	Somerdale Boro.	2	12,750.00	218,454.81	221,750.00			231,204.81	221,750.00
	Voorhees Twp.	2		1,398,685.79	640,773.48	523,035.78		1,398,685.79	1,163,809.26
	Winslow Twp.	1	139,000.00	1,405,346.36	375,120.00	348,985.73	308,000.00	1,544,346.36	1,032,105.73
	Winslow Twp.	5		26,800.00					26,800.00
	Avalon Boro.	5	422,006.00	821,888.53	660,405.00	321,409.80	160,100.00	1,223,894.53	1,141,914.80
	Cape May City	5	385,786.00	1,262,194.21	1,113,110.00	263,041.31	50,000.00	1,647,980.21	1,426,151.31
	Cape May Point Boro.	5	13,860.00	122,583.29	93,985.00	23,875.00		136,443.29	117,860.00
	Ocean City, City	2		50,726.26	300.00	61,520.50		50,726.26	61,820.50
	Sea Isle City, City	5		1,033,742.40	673,686.76	223,661.50	25,000.00	1,033,742.40	922,348.26
	Stone Harbor Boro.	1	65,195.00	246,380.11	152,600.00	98,549.36	22,000.00	311,575.11	273,149.36
M A Y	West Cape May Boro.	2	1,500.00	66,545.81	51,285.00			68,045.81	51,285.00
	West Wildwood Boro.	1	13,600.00	61,378.48	71,000.00		3,000.00	74,978.48	74,000.00
	Wildwood City	1	204,000.00	1,746,299.78	1,282,979.31	517,277.67	187,000.00	1,950,299.78	1,987,256.98

*Golf Course

TABLE 12: FINANCES OF MUNICIPALLY OPERATED UTILITIES - CONTINUED

		SURPLUS ANTICIPATED	OPERATING INCOME	FROM PROPERTY TAXES	SURPLUS TO MUNICIPALITY	OPERATING COSTS	DEBT SERVICE	CAPITAL IMPROVEMENTS	TOTAL REVENUE	TOTAL EXPENDITURES
CUM	Bridgeton City	5	787,157.00	2,295,382.57		2,869,657.00	86,271.67	150,000.00	3,072,539.57	3,105,928.67
	Millville City	1	65,000.00	824,652.64		762,188.43	122,068.55	5,250.00	889,652.64	885,507.02
	Millville City	2	17,000.00	1,044,962.50	129,942.14	954,806.97	216,600.00	13,100.00	1,191,904.64	1,184,506.97
	Millville City	3		142,048.63	66,326.37	208,275.00		100.00	208,375.00	208,375.00
	Vineland City	5	150,000.00	1,620,832.89		1,061,100.00	226,719.07	228,700.00	1,770,832.89	1,516,519.07
	Vineland City	7	1,350,000.00	24,647,011.25		21,686,828.79	1,175,045.76	2,597,100.00	25,997,011.25	25,458,974.55
	Belleville Twp.	1	7,372.00	1,120,106.48		1,098,725.00		20,000.00	1,127,478.48	1,118,725.00
	Bloomfield Twp.	1	25,090.67	1,885,077.96		1,666,424.00	146,137.02		1,920,168.63	1,812,561.02
	Caldwell Boro. Twp.	1	13,500.00	396,317.72		376,279.00			409,817.72	376,279.00
	Caldwell Boro. Twp.	2	14,562.00	692,358.97		594,203.00	106,028.69		706,921.87	700,231.69
	Cedar Grove Twp.	1	102,237.30	706,963.95		501,878.00	202,859.30	24,500.00	809,201.25	729,237.30
	Cedar Grove Twp.	2	128,789.50	311,435.57		338,327.00	23,962.50	28,000.00	440,225.07	350,289.50
	Cedar Grove Twp.	9	59,830.00	137,224.14		111,482.00	22,815.00		197,054.14	145,915.00
	East Orange City	5	689,221.85	4,193,357.00		3,882,500.00	341,950.00	400,000.00	4,882,578.85	4,324,450.00
	Essex Falls Twp.	1	200,212.00	874,743.33		865,957.00		40,000.00	1,075,055.33	905,957.00
	Fairfield Twp.	1	32,800.00	660,553.02		207,049.93	464,484.07	6,000.00	693,353.02	677,534.00
	Fairfield Twp.	2		1,336,339.42		1,049,096.18	307,294.82	1,000.00	1,336,339.42	1,357,391.00
	Fairfield Twp.	9		114,915.87	49,532.10	72,241.23	94,467.77	1,000.00	164,447.97	168,709.00
	Glen Ridge Boro. Twp.	1	1,600.00	388,767.32		313,714.00		5,586.00	390,367.32	319,300.00
	Livingston Twp.	1	90,000.00	1,124,588.08		961,603.40	91,719.17	90,800.00	1,214,588.08	1,144,122.57
	Livingston Twp.	9	78,000.00	160,072.50		151,101.00		79,899.00	238,072.50	231,000.00
	Maplewood Twp.	9	12,457.00	260,896.66		178,650.18	60,087.00	19,200.00	273,353.66	257,937.18
	Montclair Twp.	1	305,775.82	1,908,421.68		1,815,058.72	229,191.88		2,214,197.50	2,044,250.60
	Newark City	1	2,282,937.00	19,491,424.65		17,273,626.00	1,058,662.06		21,774,361.65	18,332,288.06
	North Caldwell Twp.	1		357,273.62		319,675.20	13,862.50	5,000.00	357,273.62	338,537.70
	North Caldwell Twp.	9		181,149.75	29,905.93	101,588.57	124,952.41		276,540.98	226,540.98
	Nutley Twp.	1	200,000.00	1,027,675.19		698,294.00	118,813.45	5,000.00	1,227,675.19	822,107.45
	Orange City, Twp.	1		1,318,913.79		1,196,619.06	139,004.02		1,318,913.79	1,335,623.08
	Roseland Boro.	1		465,317.07		363,303.00	94,985.81		465,317.07	458,288.81
	Roseland Boro.	2		220,816.01	50,787.67	242,662.00	29,107.16		271,603.68	271,769.16
	South Orange Vill., Twp.	1		1,417,793.31		958,660.07	102,658.75	20,000.00	1,417,793.31	1,081,318.82
	Verona Twp.	1	100,000.00	783,441.52		598,768.00	98,451.17	1,000.00	883,441.52	798,219.17
	Verona Twp.	9	13,950.00	207,457.91		119,665.00	62,588.84	15,000.00	221,447.91	197,253.84
	West Caldwell Twp.	1		678,536.44	10,024.17	642,473.05	46,087.56		688,560.61	688,560.61
	West Caldwell Twp.	9	10,000.00	279,980.48		210,654.47	63,654.71	3,500.00	289,080.48	277,809.18
	West Orange Twp.	9		105,730.50		92,764.00			105,730.50	93,764.00
	Clayton Boro.	1		242,220.43		169,830.91	72,354.17		242,220.43	242,185.08
	East Greenwich Twp.	1		153,159.29	120,314.31	103,473.60		170,000.00	273,473.60	273,473.60
	Glassboro Boro.	5	176,967.99	1,282,137.13		1,068,688.73	211,344.44	45,274.95	1,459,105.03	1,325,308.06
	Greenwich Twp.	1		142,740.73	10,357.85	136,728.83	30,000.00	4,900.00	153,098.58	171,628.83
	L Harrison Twp.	2	22,031.36	124,402.23		112,096.91	39,385.80		146,433.59	151,482.71
	National Park Boro.	1	36,752.58	93,709.73		67,032.18	39,304.77	3,500.00	130,462.31	109,886.95
	Newfield Boro.	1	20,000.00	106,759.45		52,860.00	29,749.93	25,000.00	126,758.45	107,609.93
	Paulsboro Boro.	5	106,660.05	554,301.53		491,719.51	106,170.59		660,961.58	597,890.10
	Pitman Boro.	5		797,425.89	11,815.31	689,521.90	59,499.42	71,031.00	809,241.20	820,051.32
	Swedesboro Boro.	5	36,000.00	282,194.92		250,437.11	40,765.13	8,000.00	318,194.82	299,202.24
	Wenonah Boro.	1	35,000.00	79,676.49		59,224.00		32,026.00	114,676.49	51,250.00
	Wenonah Boro.	2	75,000.00	104,194.62		92,636.05	11,152.00	65,694.00	179,194.62	169,482.05
	West Deptford Twp.	5	41,000.00	1,816,665.05		1,280,654.69	597,715.93	25,000.00	1,857,665.05	1,902,770.62
	Westville Boro.	1	37,479.72	364,777.46		280,935.73	104,543.99	17,000.00	402,257.18	402,479.72
	Woodbury City	5	362,906.00	1,868,839.55		1,403,628.97	380,616.03	50,000.00	2,231,745.55	1,834,245.00
	Woodbury Heights Boro.	1	21,226.78	116,455.63		118,373.99	27,275.50		137,682.41	145,649.49
	Woodbury Heights Boro.	2	37,686.14	177,648.75		267,996.48			215,234.93	267,996.48

TABLE 12: FINANCES OF MUNICIPALLY OPERATED UTILITIES - CONTINUED

		SURPLUS ANTICIPATED	OPERATING INCOME	FROM PROPERTY TAXES	SURPLUS TO MUNICIPALITY	OPERATING COSTS	DEBT SERVICE	CAPITAL IMPROVEMENTS	TOTAL REVENUE	TOTAL EXPENDITURES
	Bayonne City	5	700,000.00	4,080,662.58	100,000.00	3,604,881.00	600,395.01	250,000.00	4,780,662.58	4,555,276.01
	East Newark Boro.	1		48,929.33		63,047.72			55,176.38	63,047.72
H	Harrison Town	1		1,007,161.07	6,247.05	818,000.00			1,007,161.07	818,000.00
U	Hoboken City	1	65,000.00	2,780,339.54		2,316,975.54	141,968.74		2,845,339.54	2,452,544.28
D	Hoboken City	2		1,557,972.05	104,253.64	1,209,591.05	486,175.04		1,662,225.69	1,695,766.09
S	Jersey City, City	1	1,408,086.00	14,941,029.18		8,811,716.47	5,542,880.71	238,175.00	16,349,115.18	14,592,772.18
O	Jersey City, City	9		42,036.50		145,000.00			42,036.50	145,000.00
N	Kearny Town	1		2,035,277.80	226,503.95	2,771,184.36	116,871.66		2,261,781.75	2,888,056.02
	North Bergen Twp.	9	18,000.00	194,040.32		148,499.20	56,739.90		212,040.32	205,239.10
	Secaucus Town	9		237,269.52	21,773.44	259,042.96			259,042.96	259,042.96
	West New York Town	9	2,800.00	44,024.00		44,494.85			46,824.00	44,494.85
	Bloomsbury Boro.	1	3,304.35	50,727.33		37,199.43	3,338.05		54,031.68	40,537.48
	Clinton Town	1		518,761.27		350,347.43	161,617.91		518,761.27	534,765.34
	Clinton Town	2	278,507.13	637,001.68		526,770.00	130,937.13	22,800.00	915,508.81	688,507.13
	Flemington Boro.	1	173,548.00	198,789.44		182,500.00	59,968.00	30,800.00	372,337.44	263,468.00
H	Frenchtown Boro.	2	19,397.66	104,399.65		78,450.00	31,947.66	21,000.00	123,797.31	115,397.66
U	Glen Gardner Boro.	1		40,931.51		31,462.50	1,837.50	5,000.00	40,931.51	33,300.00
N	Glen Gardner Boro.	0		28,550.00	722.08	26,752.56			28,550.00	28,530.48
T	Hampton Boro.	1	13,108.00	109,473.43		61,627.41	44,708.00	1,777.92	122,581.43	106,335.41
E	High Bridge Boro.	1	77,087.76	172,600.41		105,354.43	56,870.57		199,688.17	166,475.00
R	High Bridge Boro.	2	157,023.79	259,610.51		275,659.64	63,219.89	250.00	416,634.30	338,879.53
D	Holland Twp.	2		116,366.43	43,089.73	127,481.47	35,566.45		159,456.16	163,047.92
O	Milford Boro.	1	11,000.00	49,680.27		53,707.02		7,000.00	60,680.27	60,707.02
N	Milford Boro.	2		209,069.00		149,027.84	61,998.90		209,069.00	211,026.74
	Readington Twp.	2		15,078.83		5,500.00			15,078.83	5,500.00
	Stockton Boro.	1		25,810.30		19,351.30		5,000.00	25,810.30	24,351.30
	Stockton Boro.	2		135,762.24	13,111.75	86,100.75	66,343.11		148,873.99	152,443.86
	Tewksbury Twp.	2		36,880.07		14,478.00	20,642.00	1,000.00	36,880.07	36,120.00
M	Hamilton Twp.	2	500,000.00	4,661,106.63		7,998,732.00	1,409,342.22	132,126.00	5,161,106.63	4,540,200.22
E	Hightstown Boro.	5	125,000.00	740,406.21		516,205.00	132,260.80	65,000.00	865,406.21	713,465.80
R	Hopewell Boro.	1	23,926.00	76,360.02		71,926.00		20,000.00	100,286.02	91,926.00
C	Pennington Boro.	1	9,121.01	107,217.97		64,057.01	29,360.00		116,338.98	93,417.01
E	Trenton City	1	553,889.63	9,572,624.72		6,434,362.63	2,036,400.10	294,200.00	10,126,514.35	8,764,962.73
R	Trenton City	2	232,691.00	5,062,245.87	527,949.00	2,203,415.00	1,296,427.57	28,755.00	5,294,936.87	4,056,546.57
	Trenton City	8	299,999.34	756,620.95	673,076.00	277,998.02	97,979.93	690.00	1,056,620.29	1,049,743.95
	Middlesex County	8		220,506.37		202,208.00			220,506.37	202,208.00
	Cranbury Twp.	1	24,331.00	87,435.61		62,381.00	12,325.00	20,000.00	111,766.61	94,706.00
	East Brunswick Twp.	1	27,400.00	2,607,162.82		1,659,150.00	764,012.00		2,634,562.82	2,423,162.00
	East Brunswick Twp.	8	13,900.00	458,403.28		163,225.00	297,375.00		472,303.28	460,600.00
	East Brunswick Twp.	9	39,000.00	106,435.79		110,424.00	5,000.00		145,435.79	115,424.00
M	Edison Twp.	1	133,000.00	3,145,665.45		2,535,091.19	191,178.78	68,500.01	3,278,665.45	2,794,769.98
I	Helmetta Boro.	1	6,952.00	50,737.60		45,052.00		5,000.00	57,689.60	50,052.00
D	Highland Park Boro.	5	3,880.73	1,086,595.60		829,210.52	118,025.00	17,000.00	1,090,476.33	964,235.52
D	Metuchen Boro.	9	33,410.00	179,893.92		109,015.00	88,851.40	4,000.00	213,303.92	201,866.40
L	Middlesex Boro.	9	17,728.34	124,485.88		86,586.66	37,141.68		142,214.22	123,728.34
E	Milltown Boro.	1	12,000.00	305,386.28		255,647.00	38,995.00	6,000.00	317,386.28	300,642.00
S	Milltown Boro.	7	93,000.00	3,266,044.22	450,000.00	2,848,449.00	8,375.00	11,600.00	3,389,044.02	3,318,424.00
E	New Brunswick City	1		3,299,770.90		2,799,665.86	445,490.59	70,000.00	3,299,770.90	3,315,156.45
X	North Brunswick Twp.	1		1,681,604.73		1,404,985.60	229,917.00		1,681,604.73	1,634,902.60
	North Brunswick Twp.	2		1,952,839.15		942,165.02	421,600.00		1,952,839.15	1,363,765.02
	Perth Amboy City	1		2,680,995.53		2,196,474.00	483,116.58		2,680,995.53	2,679,590.58
	Perth Amboy City	2		1,221,807.71		1,062,335.46	181,584.09		1,221,807.71	1,244,319.55
	Piscataway Twp.	2	254,197.00	2,712,187.50		1,951,500.00	678,345.37		2,966,384.50	2,625,845.37
	Sayreville Boro.	1	180,000.00	2,272,762.37		1,387,150.00	575,185.11	327,000.00	2,452,762.37	2,289,335.11

* Sanitation

TABLE 12: FINANCES OF MUNICIPALLY OPERATED UTILITIES - CONTINUED

		SUPPLUS ANTICIPATED	OPERATING INCOME	FROM PROPERTY TAXES	SURPLUS TO MUNICIPALITY	OPERATING COSTS	DEBT SERVICE	CAPITAL IMPROVEMENTS	TOTAL REVENUE	TOTAL EXPENDITURES
	South Amboy City	1	24,286.47	593,877.21		519,926.65	10,612.42		618,163.68	530,539.07
	South Brunswick Twp.	5	650,000.00	5,808,472.99		3,518,248.00	1,866,447.86	5,000.00	6,458,472.99	5,389,695.86
M	South Plainfield Boro.	2	229,000.00	2,003,825.36	200,000.00	1,029,371.17	417,083.61		2,232,825.36	1,646,454.78
I	South River Boro.	1	151,588.16	844,924.17		468,525.00	384,891.84	100,000.00	996,512.33	953,396.84
D	South River Boro.	2	10,543.74	59,356.26		65,900.00			69,900.00	69,900.00
n	South River Boro.	7	130,602.51	3,211,591.68		3,311,000.00	35,277.51	50,000.00	3,342,194.19	3,396,277.51
	Spotswood Boro.	5		644,653.98		469,614.80	195,837.30	6,250.00	644,653.98	671,702.10
	Woodbridge Twp.	9	4,175.00	108,314.37	2,566.63	88,056.00	27,000.00		115,056.00	115,056.00
	Allenhurst Boro.	5	14,744.87	135,712.99		130,176.75	14,374.59		150,457.86	144,551.34
	Allentown Boro.	1	29,300.00	127,768.89		99,434.16	47,665.84	18,100.00	157,068.89	165,200.00
	Allentown Boro.	2	6,400.00	121,737.09		96,345.00	25,555.00	4,500.00	128,137.09	126,400.00
	Asbury Park City	1		5,332.50			5,332.50		5,332.50	5,332.50
	Asbury Park City	4		953,756.54	14,580.00	1,034,600.00			968,336.54	1,034,600.00
	Atlantic Highlands Boro.	5	120,000.00	576,316.28		448,545.38	95,083.37	25,000.00	696,316.28	568,628.75
	Atlantic Highlands Boro.	6		1,043,884.97		743,000.00	109,435.86	50,000.00	1,043,884.97	902,435.86
	Avon-By-The-Sea Boro.	5	37,992.32	307,313.37		329,891.70	46,180.62	1,920.00	345,305.69	377,992.32
	Belmar Boro.	5	26,824.60	1,018,675.32		761,280.18	214,236.82	40,000.00	1,045,459.92	1,015,517.00
	Bradley Beach Boro.	2		410,719.46		321,704.06	20,266.66		410,719.46	341,970.72
	Brielle Boro.	5	56,663.42	581,196.59		449,618.79	190,044.63	26,000.00	637,860.01	665,663.42
	Englishtown Boro.	1		74,750.37		42,962.11	24,647.50	1,000.00	74,750.37	68,609.61
	Englishtown Boro.	2	12,440.57	112,878.94		76,943.57	40,368.75		125,319.51	117,312.32
	Farmingdale Boro.	1	4,818.50	91,975.72		80,962.53	18,495.83		96,794.22	99,658.36
	Freehold Boro.	5	169,971.87	1,641,902.53		1,201,968.00	262,403.87	44,500.00	1,811,774.40	1,508,871.87
	Freehold Twp.	1		1,007,897.96	214,987.68	510,699.15	595,250.89	160,000.00	1,222,885.64	1,265,950.04
	Highlands Boro.	5		489,447.47		424,637.39	27,325.71	13,100.00	489,447.47	465,063.10
M	Holmdel Twp.	2	32,810.00	300,169.65		240,600.00	111,170.26		332,979.65	351,770.26
O	Holmdel Twp.	9	25,600.00	220,926.24		141,200.00	77,000.00		246,526.24	218,200.00
N	Keansburg Boro.	5			69,346.25		69,138.44		69,346.25	69,138.44
M	Keyport Boro.	5	26,275.30	1,246,687.77		998,675.30	149,068.00	12,500.00	1,272,963.07	1,160,243.30
O	Manalapan Twp.	1	4,800.00	28,500.31		31,800.00			33,300.31	31,800.00
U	Manasquan Boro.	4	123,204.50	814,725.50		785,204.50		2,000.00	937,930.00	787,204.50
T	Manasquan Boro.	5	32,977.01	510,442.34		552,257.81		2,000.00	543,419.35	554,257.81
H	Marlboro Twp.	9	55,000.00	179,383.65		117,068.50	67,531.50	40,000.00	234,383.65	224,600.00
	Matawan Boro.	5	100,000.00	1,680,641.34		667,774.07	284,589.06	75,000.00	1,780,641.34	1,027,363.13
	Aberdeen Twp.	1	14,434.57	716,075.01		387,474.00	270,998.57	25,000.00	730,509.58	683,472.57
	Neptune Twp.	2	278,139.25	1,177,768.56		1,140,977.87	257,610.74		1,455,907.81	1,358,588.61
	Neptune City, Boro.	2	64,279.00	296,476.27		331,279.00		20,000.00	360,755.27	351,279.00
	Tinton Falls Boro.	2	134,677.15	679,658.43		318,435.00	408,712.98		814,335.58	727,147.98
	Hazlet Twp.	9	11,000.00	210,142.46		119,859.00	60,441.00	2,600.00	221,142.46	182,900.00
	Red Bank Boro.	5	61,000.00	1,507,693.79		1,161,175.59	139,584.98	34,957.77	1,568,693.79	1,335,718.34
	Red Bank Boro.	8	141,000.00	210,221.46		100,200.00	147,497.19		351,221.46	247,657.19
	Roosevelt Boro.	5	44,615.00	102,546.79		136,106.12	17,958.42		147,161.79	154,064.54
	Sea Girt Boro.	5		274,211.67		203,854.75	59,149.66	25,000.00	274,211.67	288,004.41
	South Belmar Boro.	5	37,190.50	222,233.24		273,452.00	12,095.50	2,000.00	259,423.74	287,547.50
	Spring Lake Boro.	5	32,756.38	600,713.97		545,455.00	59,301.38	5,000.00	633,470.30	613,756.38
	Spring Lake Heights Boro.	5	40,000.00	529,819.54		395,247.40	123,822.50	5,000.00	569,819.54	528,069.90
	Union Beach Boro.	1	22,600.00	314,581.50		275,300.00	57,400.00	2,500.00	337,181.50	335,200.00
	Wall Twp.	5		1,476,683.85		787,760.00	412,121.60	60,000.00	1,476,683.85	1,259,881.60

TABLE 12: FINANCES OF MUNICIPALLY OPERATED UTILITIES - CONTINUED

		SURPLUS. ANTICIPATED	OPERATING INCOME	FROM PROPERTY TAXES	SURPLUS TO MUNICIPALITY	OPERATING COSTS	DEBT SERVICE	CAPITAL IMPROVEMENTS	TOTAL REVENUE	TOTAL EXPENDITURES
Boonton Town	1	2,892.66	711,447.28			449,050.00	131,782.66	86,380.00	714,339.94	667,212.66
Butler Boro.	1		765,261.68			703,803.50	166,997.50		795,261.68	870,801.00
Butler Boro.	7		10,009,298.55			10,539,256.67	307,408.33	16,000.00	10,009,298.55	10,862,665.00
Chatham Boro.	1	47,341.00	219,120.28			220,341.00		35,000.00	266,461.28	255,341.00
Chatham Twp.	2	135,900.00	527,797.07			311,165.39	92,193.50	7,000.00	663,697.07	410,358.89
Chatham Twp.	9	15,300.00	152,053.45			110,200.00	41,802.00	2,698.00	167,353.45	154,700.00
Denville Twp.	1		656,895.44			552,411.42	75,391.67	22,300.00	656,895.44	650,103.09
Denville Twp.	2	40,290.00	500,699.67			359,422.00	83,873.22	37,700.00	540,989.67	480,995.22
Dover Town	1		857,307.48			648,874.27	162,625.73		857,307.48	811,500.00
Dover Town	8		63,869.67	32,063.75		68,279.84	23,653.58	4,000.00	95,933.42	95,933.42
East Hanover Twp.	1		388,489.75			168,000.00	164,727.16	3,000.00	388,489.75	335,727.16
Florham Park Boro.	1	105,032.95	283,879.08			243,094.00	176,262.26	34,483.95	488,912.03	453,840.21
Florham Park Boro.	9	12,680.46	65,304.38			65,033.46	7,031.10	1,500.00	77,984.84	73,564.56
Hanover Twp.	9	11,400.00	98,513.98			91,700.00		15,000.00	109,513.98	96,700.00
Harding Twp.	2	966.43	18,566.09			18,786.43			19,532.52	18,786.43
Jefferson Twp.	1	97,318.00	480,370.63			224,473.00	337,345.00	9,000.00	577,688.63	570,818.00
Jefferson Twp.	2		86,244.21			72,000.00		100.00	86,244.21	72,100.00
Kinnelon Boro.	1	23,475.00	43,603.27			47,175.00		4,500.00	67,078.27	51,675.00
Kinnelon Boro.	2		5,747.54			5,700.00			5,747.54	5,700.00
Lincoln Park Boro.	1	50,000.00	82,739.53			257,212.00	100,903.55	10,000.00	132,739.53	368,115.55
Madison Boro.	1		625,478.06	2,211.97		494,776.00	118,396.02	15,000.00	627,690.03	628,172.02
Madison Boro.	7		9,306,051.12		442,000.00	8,371,239.66	182,521.64		9,306,051.12	8,995,761.30
Mendham Boro.	1	71,066.00	400,351.75			248,343.00	54,798.73	11,000.00	471,417.75	314,141.73
Mendham Boro.	2	23,553.00	335,983.84			200,600.00	102,993.67	5,500.00	359,576.84	305,093.67
Mine Hill Twp.	1		65,475.99	50,893.79		73,169.78	40,200.00	3,000.00	116,369.78	116,369.78
Morris Twp.	2	244,281.14	2,202,734.34			1,118,350.00	873,182.08	50,000.00	2,447,015.48	2,041,532.08
Morris Twp.	8	5,400.00	14,441.56			15,000.00		6,000.00	19,841.96	21,000.00
Morris Twp.	9		238,420.14	7,003.82		163,524.00	88,364.08	2,000.00	245,423.96	253,888.08
Morris Plains Boro.	2	4,498.50	47,350.00			39,900.00	12,523.50		51,848.50	52,423.50
Morristown Town	3	15,000.00	278,101.55	36,927.79		42,000.00	364,523.00	2,756.66	330,029.34	409,279.66
Mountain Lakes Boro.	1		220,634.84			161,913.00	13,886.66	20,000.00	220,634.84	195,799.66
Mountain Lakes Boro.	2		213,838.11			172,540.35			213,838.11	172,540.35
Mount Olive Twp.	5		590,694.00	170,884.45		522,163.08	239,415.37		761,578.45	761,578.45
Netcong Boro.	1	26,744.64	78,298.83			105,544.64			105,043.47	105,544.64
Netcong Boro.	2	29,709.92	207,890.89			186,363.16	64,109.04		237,600.81	250,472.20
Parsippany-Troy Hills Twp.	1	270,000.00	2,264,937.29			1,587,401.71	750,665.90	44,600.00	2,534,937.29	2,382,667.61
Parsippany-Troy Hills Twp.	2	128,000.00	6,994,869.60			3,165,899.00	3,239,861.73	78,000.00	7,122,869.60	6,483,760.73
*Parsippany-Troy Hills Twp.	0	24,000.00	1,191,142.02			1,198,441.97	49,867.03	51,152.00	1,215,142.02	1,299,461.00
Passaic Twp.	8		6,585.00			7,000.00			6,585.00	7,000.00
Pequannock Twp.	1	50,309.00	349,852.75			290,524.00		50,000.00	400,161.75	340,524.00
Pequannock Twp.	2	15,864.00	301,229.54			260,163.00	21,424.00	100.00	321,093.54	281,687.00
Riverdale Boro.	1	4,797.88	118,990.45			80,332.72	24,208.58	2,000.00	123,788.33	106,541.30
Rockaway Boro.	1		460,537.23			400,936.62	75,675.52	10,650.00	460,537.23	487,262.14
Rockaway Twp.	1		436,906.91	20,000.00		380,770.71	111,800.61	35,649.35	456,906.91	528,220.67
Roxbury Twp.	1		219,492.34	184,903.49		208,743.75	195,652.08		404,395.83	404,395.83
Roxbury Twp.	2		878,779.77	59,930.73		581,102.34	324,519.16	33,089.00	938,710.50	938,710.50
Wharton Boro.	1	25,384.00	235,856.23			176,059.00	57,325.00	5,000.00	261,240.23	238,384.00

*Country Club

TABLE 12: FINANCES OF MUNICIPALLY OPERATED UTILITIES - CONTINUED

		SUPPLUS ANTICIPATED	OPERATING INCOME	FROM PROPERTY TAXES	SURPLUS TO MUNICIPALITY	OPERATING COSTS	DEBT SERVICE	CAPITAL IMPROVEMENTS	TOTAL REVENUE	TOTAL EXPENDITURES
	Barnegat Light Boro.	5	50,750.00	290,287.58		243,000.00	51,335.34	25,000.00	381,037.58	319,335.34
	Beach Haven Boro.	1	59,300.00	201,368.04		211,231.25	14,968.75	45,800.00	360,368.04	272,000.00
	Beachwood Boro.	1	83,000.00	223,629.24		214,215.57	74,984.43	21,200.00	306,629.24	310,400.00
	Brick Twp.	2		20,406.25			20,406.25		20,406.25	20,406.25
	* Dover Twp.	0	48,280.00	498,372.02		455,180.00	32,600.00	6,000.00	546,652.02	493,780.00
	Harvey Cedars Boro.	5	99,500.00	280,388.75		199,000.00	117,407.50	23,000.00	379,888.75	339,407.50
	Island Heights Boro.	5	24,900.00	130,953.31		126,753.57	45,473.25	6,000.00	155,853.31	178,226.82
O	Lakehurst Boro.	5	40,000.00	299,581.48		265,320.05	48,085.23	27,000.00	339,581.48	340,405.28
C	Lavalette Boro.	5	202,006.83	854,596.67		575,900.00	272,906.83	245,000.00	1,156,603.50	1,097,806.83
E	Lavalette Boro.	7	172,000.00			1,298,500.00			172,000.00	1,258,500.00
A	Long Beach Twp.	1	8,800.00	220,520.55		190,585.67	18,798.94	9,950.00	229,320.55	219,334.61
N	Ocean Gate Boro.	1	6,000.00	79,451.17		66,800.00	17,000.00	1,500.00	85,451.17	85,300.00
	Ocean Gate Boro.	2	28,000.00	316,428.68		142,730.00	75,270.00	20,000.00	344,428.68	238,000.00
	Pine Beach Boro.	1	6,000.00	52,783.23		40,626.98	14,156.25	4,000.00	58,783.23	58,783.23
	Point Pleasant Boro.	5		2,325,226.91		1,293,754.05	1,354,773.83	143,725.00	2,325,226.91	2,752,252.88
	Point Pleasant Beach Boro.	5	468,000.00	758,579.95		726,770.00	335,630.00	50,000.00	1,226,579.99	1,112,400.00
	Seaside Heights Boro.	5	67,297.01	738,209.72	105,336.00	535,582.74	442,916.55	5,229.46	910,842.73	987,728.75
	Seaside Heights Boro.	7	410,000.00	2,219,310.85		2,639,144.55	94,556.33		2,629,310.85	2,733,700.88
	Seaside Park Boro.	5	39,726.00	611,751.81		506,726.67	46,000.00	44,500.00	651,477.81	557,226.67
	Ship Bottom Boro.	5	149,000.00	365,783.64		398,900.00		35,000.00	514,783.64	433,900.00
	Surf City Boro.	5	143,500.00	383,454.70		455,500.00	29,225.00	20,000.00	526,954.70	504,725.00
	Barnegat Twp.	2	111,000.00	105,207.64		47,000.00	102,000.00		216,207.64	149,000.00
	Clifton City	1		5,585.75			5,585.75		5,585.75	5,585.75
	Haledon Boro.	1		447,154.14		457,891.30	36,322.25		447,154.14	494,213.55
P	Hawthorne Boro.	1	90,000.00	989,628.49		770,573.00	180,512.00	28,500.00	1,069,628.49	979,585.00
A	Ringwood Boro.	1	37,250.00	637,939.72		317,250.00	229,000.00	10,000.00	675,189.72	556,250.00
S	Totowa Boro.	1		660,366.09		527,233.15	55,201.48	15,000.00	660,366.09	597,434.63
S	Totowa Boro.	9		37,286.64		35,046.60			37,286.64	38,611.00
A	Wanaque Boro.	1		427,013.24		284,287.72	120,424.76	8,510.00	427,013.24	413,222.48
I	Wayne Twp.	1	203,000.00	2,427,702.26		1,627,000.00	474,742.56	10,000.00	2,630,702.26	2,111,742.56
C	Wayne Twp.	2	851,828.00	4,229,599.19		2,358,908.93	1,692,343.48	656,732.00	5,181,427.19	4,707,984.41
	West Paterson Boro.	1	11,012.23	275,690.92		243,078.44	23,103.75	878.80	286,703.15	267,060.99
S	Elmer Boro.	1		125,351.75		50,590.00	58,499.84	3,405.00	125,351.75	112,494.84
A	Oldmans Twp.	1		8,770.99	8,179.17	5,900.00	2,050.16	5,000.00	16,950.16	16,950.16
L	Pennsville Twp.	1		423,029.65	321,993.23	591,121.03	901.85	153,000.00	745,022.88	745,022.88
E	Salem City	5	24,000.00	645,979.32		496,808.88	97,972.12	25,000.00	669,979.32	619,781.00
M	Woodstown Boro.	1	14,334.38	128,090.69		92,925.00	23,409.38	15,000.00	142,425.06	131,334.38
	Bedminster Twp.	2	55,533.85	231,245.12		178,230.00		106,000.00	286,778.97	284,230.00
	Branchburg Twp.	2		488,525.86	275,170.06	588,460.00	182,280.37		763,695.92	770,740.37
	Bridgewater Twp.	2		2,454,971.52		1,588,995.14	818,033.91		2,454,971.52	2,407,029.05
S	Bridgewater Twp.	5		174,453.30	128,593.16	210,400.00	110,693.75	8,000.00	303,046.46	325,083.75
O	Franklin Twp.	1	100,000.00	1,777,174.25		1,123,873.00	137,091.00	65,000.00	1,877,174.25	1,325,964.00
M	Green Brook Twp.**	2	139,925.94	154,785.35		258,925.94		15,000.00	294,711.29	273,925.94
E	Green Brook Twp.***	2	22,300.00	5,762.82		14,500.00		11,000.00	28,062.82	25,500.00
R	Manville Boro.	1		534,167.68		332,448.55	46,870.00	37,400.00	534,167.68	416,718.55
S	Peapack-Gladstone Boro.	1	32,985.25	226,225.25		8,338.18	28,320.33		259,210.50	36,658.51
E	Peapack-Gladstone Boro.	2	37,205.62	264,454.35		182,277.41	57,228.21	18,000.00	301,659.97	257,505.62
T	Rocky Hill Boro.	5		114,721.28	39,567.96	116,242.85	41,595.00	3,000.00	154,289.24	160,837.85
	Somerville Boro.	2	96,522.00	793,483.72		795,222.00			890,005.72	795,222.00

*Golf Utility

**Sewer Utility #1

***Sewer Utility #2

TABLE 12: FINANCES OF MUNICIPALLY OPERATED UTILITIES - CONTINUED

		SURPLUS ANTICIPATED	OPERATING FROM PROPERTY INCOME TAXES	SURPLUS TO MUNICIPALITY	OPERATING COSTS	DEBT SERVICE	CAPITAL IMPROVEMENTS	TOTAL REVENUE	TOTAL EXPENDITURES
	Andover Boro.	1	1,782.37	20,000.36	24,894.02			21,782.73	24,894.02
S	Branchville Boro.	1		38,512.14	46,600.00		8,000.00	49,833.73	54,600.00
U	Franklin Boro.	5	73,038.17	443,781.21	291,961.09	164,561.12		516,819.38	456,522.21
S	Hamburg Boro.	1	15,555.00	86,344.50	80,122.50	17,682.50	5,750.00	101,899.50	103,555.00
S	Newton Town	5	100,000.00	415,363.66	380,768.04	86,719.75	15,000.00	515,363.66	482,487.79
E	Ogdensburg Boro.	1	57,467.25	129,665.02	101,176.00	52,381.25	5,935.00	187,132.27	159,492.25
X	Sparta Twp.	1	1,400.00	4,410.00	6,600.00			5,810.00	6,600.00
	Sparta Twp.	2	2,400.00	19,300.13	21,000.00			21,700.13	21,000.00
	Stanhope Boro.	1	21,395.00	161,994.43	122,845.00	49,290.83	6,000.00	183,289.43	178,135.83
	Stanhope Boro.	2	26,950.00	426,749.48	224,117.14	210,121.94	100.00	452,999.48	434,339.08
	Sussex Boro.	5	77,495.42	161,237.05	126,326.95	107,845.42	1,323.05	238,732.47	235,495.42
	Clark Twp.	9		134,213.47	76,930.57	83,308.33		157,103.84	160,238.90
	Cranford Twp.	9	99,354.00	788,494.17	475,740.00	270,691.92	46,900.00	887,848.17	793,331.92
	Elizabeth City	1	2,349,803.05	5,755,588.71	3,937,679.97		541,600.00	8,105,391.76	6,079,279.97
	Elizabeth City	2	204,000.00	3,695,067.12	3,090,361.85		50,000.00	3,899,067.12	3,140,361.85
U	Hillside Twp.	9	21,272.00	122,715.19	110,750.00	16,022.00	22,500.00	143,987.19	149,272.00
N	Mountainside Boro.	9	19,550.00	109,945.48	79,315.00	20,682.50	15,875.00	128,495.48	115,872.50
I	Plainfield City	2	78,990.00	1,000,831.83	1,058,841.00			1,079,821.83	1,058,841.00
O*	Plainfield City	0		488,060.81	320,415.00			488,060.81	320,415.00
N	Rahway City	1		2,029,950.10	1,750,543.98	285,993.00	20,000.00	2,029,950.10	2,056,536.98
	Roselle Park Boro.	2	75,255.00	240,692.23	246,255.00		33,500.00	315,947.23	279,755.00
	Springfield Twp.	9	22,000.00	195,591.26	163,800.00	31,200.00	2,000.00	207,591.26	197,000.00
	Summit City	2	38,225.57	950,662.15	921,153.67	107,624.88	10,000.00	988,887.72	1,038,778.55
	Union Twp.	2	143,144.75	1,350,528.34	1,075,918.00	146,144.75		1,493,673.09	1,389,773.10
	Westfield Town	9	10,909.12	265,433.28	173,764.08	69,450.88	265.92	276,342.40	243,480.88
	Alpha Boro.	1	5,000.00	110,476.56	103,640.00			115,476.56	103,640.00
W	Alpha Boro.	2	21,054.60	126,936.76	90,663.40	51,191.20		147,991.36	141,854.60
A	Alpha Boro.	9		39,923.58	34,600.00			39,923.58	34,600.00
R	Belvidere Town	2	162,729.40	393,667.37	442,460.11	149,680.56	5,369.29	556,396.77	597,509.96
E	Belvidere Town	5		124,409.00	15,000.00		106,369.92	124,409.00	125,369.92
N	Lopatcong Twp.	2	60,820.70	141,753.11	132,320.70	22,241.00	43,000.00	202,573.81	197,561.70
	Oxford Twp.	2	30,617.00	181,269.51	136,908.71	95,722.00		211,886.51	232,630.71
	Pohatcong Twp.	2	12,967.47	116,150.12	66,581.54	39,322.04	5,000.00	129,117.59	110,903.58

*Transfer Station

Total 1983	33,261,336	364,243,300	3,275,784	4,294,235	286,148,618	64,623,682	13,291,535	402,859,420	368,358,074
Total 1982	31,467,423	322,568,258	3,112,712	3,723,156	268,185,615	58,025,041	21,048,241	357,148,393	350,982,054
Total 1981	31,386,307	291,503,018	3,285,480	1,989,937	252,777,197	51,441,463	11,042,409	326,158,506	317,251,010
Total 1980	22,923,222	266,531,991	5,432,219	3,842,734	218,444,405	42,936,065	9,257,240	294,887,431	274,480,446
Total 1979	16,474,716	229,785,273	5,058,700	1,686,193	185,906,590	43,682,049	11,668,921	251,318,689	242,943,753

TABLE 13

COUNTY LOCAL HEALTH SERVICES TAX (R.S. 26:3A2-19)

These property taxes are levied in each municipality which provides local health services through agreement with the County Health Department, pursuant to the Local Health Services Act of 1975 and comprise the annual operating budget of the County Health Department.

COUNTY VOCATIONAL SCHOOL TAX (R.S. 18A:54-16.5)

These property taxes are levied pursuant to Chapter 30, Laws of 1977 for support of the County Vocational School only in third class counties with population between 70,000 and 120,000.

COUNTY LOCAL HEALTH SERVICES TAXATLANTIC COUNTY

Absecon City	\$ 34,806.01
Brigantine City	99,739.27
Buena Boro.	11,558.06
Buena Vista Twp.	22,345.00
Corbin City, City	1,295.47
Egg Harbor City	11,449.90
Egg Harbor Twp.	99,698.16
Estell Manor City	5,973.48
Folsom Boro.	7,052.10
Galloway Twp.	70,787.61
Hamilton Twp.	59,382.12
Hammononton Town	42,922.59
Linwood City	38,557.42
Longport Boro.	38,777.37
Margate City, City	120,023.50
Mullica Twp.	18,400.39
Northfield City	42,791.24
Pleasantville City	44,399.10
Port Republic City	4,627.97
Somers Point City	47,822.95
Ventnor City, City	99,489.05
Weymouth Twp.	5,008.24
ATLANTIC COUNTY TOTAL	\$ 926,907.00

CAMDEN COUNTY

Audubon Boro.	\$ 59,238.58
Audubon Park Boro.	1,415.83
Barrington Boro.	47,681.92
Bellmawr Boro.	76,206.29
Berlin Boro.	46,943.33
Berlin Twp.	30,834.82
Brooklawn Boro.	11,774.36
Camden City	186,660.03
Cherry Hill Twp.	689,608.77
Chesilhurst Boro.	6,607.48
Clementon Boro.	26,229.60
Collingswood Boro.	85,638.76
Gibbsboro Boro.	16,644.04
Gloucester City, City	60,427.24

Gloucester Twp.	\$ 274,316.21
Haddon Twp.	102,999.03
Haddon Heights Boro.	60,137.42
Haddonfield Boro.	142,850.02
Hi-Nella Boro.	3,887.16
Laurel Springs Boro.	14,304.86
Lawnside Boro.	18,896.91
Lindenwood Boro.	77,422.27
Magnolia Boro.	24,175.73
Merchantville Boro.	25,072.86
Mount Ephraim Boro.	27,682.39
Oaklyn Boro.	23,921.56
Pennsauken Twp.	264,848.82
Pine Hill Boro.	36,714.40
Pine Valley Boro.	561.01
Runnemede Boro.	48,990.94
Somerdale Boro.	29,043.32
Stratford Boro.	48,301.90
Tavistock Boro.	351.76
Voorhees Twp.	167,439.07
Waterford Twp.	57,052.98
Winslow Twp.	124,380.97
Woodlynne Boro.	9,370.36

CAMDEN COUNTY TOTAL \$2,928,633.00

CUMBERLAND COUNTY

Bridgeton City	\$ 106,980.00
Commercial Twp.	27,478.47
Deerfield Twp.	24,682.51
Downe Twp.	16,767.58
Fairfield Twp.	32,520.60
Greenwich Twp.	11,016.06
Hopewell Twp.	39,839.24
Lawrence Twp.	20,773.96
Maurice River Twp.	37,345.39
Millville City	222,328.17
Shiloh Boro.	3,570.69
Stow Creek Twp.	14,023.77
Upper Deerfield Twp.	81,597.56

CUMBERLAND COUNTY TOTAL \$ 638,924.00

MONMOUTH COUNTY

Allentown Boro.	\$ 5,148.58
Atlantic Highlands Boro.	16,929.63
Avon-By-The-Sea Boro.	11,336.02
Belmar Boro.	22,246.22
Englishtown Boro.	3,007.04
Farmlandale Boro.	4,080.79
Howell Twp.	79,202.42
Manasquan Boro.	30,886.66
Marlboro Twp.	79,362.97
Neptune Twp.	72,048.62
Neptune City Boro.	14,611.64
Roosevelt Boro.	2,514.34
South Belmar Boro.	4,858.80
Wall Twp.	83,371.27

MONMOUTH COUNTY TOTAL \$ 429,605.00

OCEAN COUNTY

Barnegat Twp.	\$ 54,499.09
Barnegat Light Boro.	42,818.65
Bay Head Boro.	46,767.72
Beach Haven Boro.	73,747.73
Beachwood Boro.	45,582.84
Berkeley Twp.	236,021.82
Brick Twp.	501,925.57
Dover Twp.	685,042.75
Eagleswood Twp.	11,761.33
Harvey Cedars Boro.	46,224.42
Island Heights Boro.	13,825.31
Jackson Twp.	165,310.26
Lacey Twp.	160,433.49
Lakehurst Boro.	9,616.21
Lakewood Twp.	238,328.26
Lavallette Boro.	78,761.23
Little Egg Harbor Twp.	102,889.43
Long Beach Twp.	1,557.01
Manchester Twp.	238,443.66
Mantoloking Boro.	43,965.19
Ocean Twp.	46,206.92
Ocean Gate Boro.	12,183.05

TABLE 13 (Con't)

COUNTY LOCAL HEALTH SERVICES TAX (Con't)OCEAN COUNTY (Con't)

Pine Beach Boro.	\$ 16,662.33
Plumsted Twp.	26,020.97
Pt. Pleasant Boro.	156,411.70
Pt. Pleasant Beach Boro.	81,250.59
Seaside Heights Boro.	46,486.29
Seaside Park Boro.	54,500.25
Ship Bottom Boro.	50,807.72
S. Toms River Boro.	15,621.48
Stafford Twp.	161,029.07
Surf City Boro.	69,476.53
Tuckerton Boro.	23,321.13

OCEAN COUNTY TOTAL \$3,557,500.00

COUNTY VOCATIONAL SCHOOL TAXSUSSEX COUNTY VOCATIONAL SCHOOL TAXES

Andover Boro.	\$ 16,901.80
Andover Twp.	119,607.80
Branchville Boro.	25,385.81
Byram Twp.	175,190.26
Frankford Twp.	121,015.44
Franklin Boro.	73,355.95
Fredon Twp.	60,649.55
Green Twp.	58,648.09
Hamburg Boro.	36,373.90
Hampton Twp.	102,613.42
Hardyston Twp.	119,124.83
Hopatcong Boro.	326,429.23
Lafayette Twp.	49,291.64
Montague Twp.	70,765.08
Newton Town	131,160.67
Ogdensburg Boro.	57,892.68
Sandyston Twp.	47,349.59
Sparta Twp.	409,161.66
Stanhope Boro.	75,785.07
Stillwater Twp.	87,921.62
Sussex Boro.	32,128.29
Vernon Twp.	438,039.47
Walpack Twp.	1,124.65
Wantage Twp.	175,443.00

SUSSEX COUNTY TOTAL \$2,811,359.50

WARREN COUNTY VOCATIONAL SCHOOL TAXES

Allamuchy Twp.	\$ 62,918.80
Alpha Boro.	29,905.47
Belvidere Town	36,512.99
Franklin Twp.	31,932.91
Frelinghuysen Twp.	28,506.84
Greenwich Twp.	27,811.14
Hackettstown Twp.	119,125.39
Hardwick Twp.	21,273.22
Harmony Twp.	43,941.87
Hope Twp.	30,876.35
Independence Twp.	49,746.13
Knowlton Twp.	32,838.03
Liberty Twp.	27,435.35
Lopatcong Twp.	73,006.45
Mansfield Twp.	74,001.27
Oxford Twp.	18,571.22
Pahaquarry Twp.	330.78
Phillipsburg Town	146,375.75
Pohatcong Twp.	51,871.90
Washington Boro.	71,841.11
Washington Twp.	63,467.70
White Twp.	75,882.76

WARREN COUNTY TOTAL \$1,118,173.43

HUDSON COUNTY VOCATIONAL SCHOOL TAXES

East Newark Boro.	\$ 36,082.55
Guttenburg Town	211,763.35
Harrison Town	304,516.63
Hoboken City	441,397.84
Jersey City, City	2,071,176.31
Kearny Town	977,899.43
North Bergen Twp.	1,011,246.44
Secaucus Town	974,477.71
Union City, City	493,092.76
Weehawkin Twp.	230,566.17
West New York Town	405,038.56

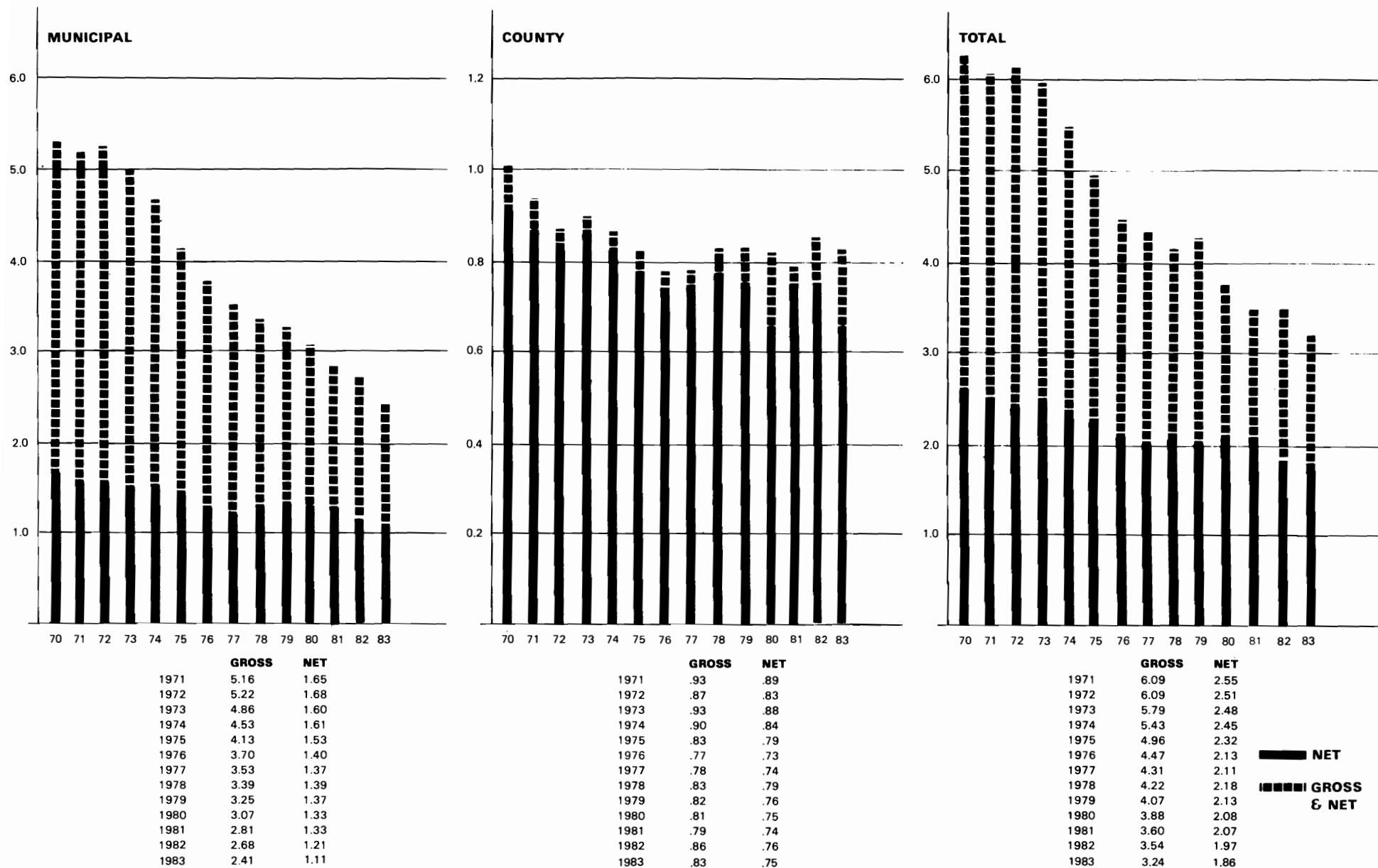
HUDSON COUNTY TOTAL \$7,157,257.75

GENERAL REVENUE SHARING UTILIZATION BY ALL LOCAL UNITS OF NEW JERSEY FOR THE YEAR 1983

Depicted below are the General Revenue Sharing budgeted receipts realized in cash and interest, earned on entitlement, by the State's counties and municipalities in 1983. Also shown are the utilization of these receipts in accordance with the "priority categories" established by the "State and Local Fiscal Assistance Act of 1972."

	<u>COUNTIES</u>	<u>MUNICIPALITIES</u>	<u>GRAND TOTAL</u>
BUDGETED RECEIPTS 1983	\$ 64,493,973.07	\$ 73,983,612.90	\$ 138,477,586.03
INTEREST EARNED ON ABOVE	<u>3,288,837.63</u>	<u>2,183,769.02</u>	<u>5,472,606.59</u>
TOTAL RECEIPTS 1983	\$ <u>67,782,810.70</u>	\$ <u>76,167,381.92</u>	\$ <u>143,950,192.62</u>
<u>BUDGETED EXPENDITURES</u>			
<u>Operation and Maintenance</u>			
A. Public Safety	\$ 11,761,689.35	\$ 55,767,650.66	\$ 67,529,340.01
B. Environmental Protection	15,000.00	8,993,106.02	9,008,106.02
C. Public Transportation	4,681,820.23	4,815,332.67	9,497,152.90
D. Health	38,527,626.87	207,098.05	38,734,724.92
E. Recreation	1,827,000.00	533,946.78	2,360,946.78
F. Libraries	311,418.10	523,408.61	834,826.71
G. Social Services for Aged/Poor	439,500.00	300,921.86	740,421.86
H. Financial Administration	3,611,689.96	3,129,074.66	6,740,764.62
Total Operations and Maintenance	\$ <u>61,175,744.51</u>	\$ <u>74,270,539.31</u>	\$ <u>135,446,283.82</u>
<u>Capital Expenditures</u>			
Road Projects	\$ 2,715,863.91	\$ 286,734.79	\$ 3,002,598.70
Equipment Purchases	1,100,830.00	196,928.36	1,297,758.36
Construction and Reconstruction Buildings	1,214,143.44	570,006.68	1,784,150.12
Other Capital Improvements	455,380.56	574,982.86	1,030,363.42
Capital Improvement Fund	1,120,848.28	268,189.92	1,389,038.20
Total Capital Expenditures	\$ <u>6,607,066.19</u>	\$ <u>1,896,842.61</u>	\$ <u>8,503,908.80</u>
TOTAL EXPENDITURES	\$ <u>67,782,810.70</u>	\$ <u>76,167,381.92</u>	\$ <u>143,950,192.62</u>

DEBT TRENDS OF NEW JERSEY MUNICIPALITIES AND COUNTIES*



* EXPRESSED AS % OF EQUALIZED VALUATION BASIS (A 3-YEAR AVERAGE OF EQUALIZED VALUATION.)

STATUTORY FORMS OF GOVERNMENT OF LOCAL UNITS OF NEW JERSEY

On each municipal page, under the name of the local unit, there appears the statutory form of government. An explanation of the various forms presently in operation are as follows:

Borough - an elected council usually consisting of six members with both administrative and policy making powers and an elected mayor with limited authority for administration.

Commission - (commonly referred to as the Walsh Act) is comprised of an elected governing body of three or five members (determined by population class). This body has both legislative and administrative authority.

Township Committee - an elected governing body usually consisting of three or five members with legislative and administrative authority.

Town Council - structurally similar to the borough form with a separately elected mayor and council deviating in size according to the number of wards.

Village - an elected body of five trustees with both legislative and administrative authority. (There are only (3) villages in the State at present.)

Mayor-Council - includes referendum charter forms authorized between 1897 and 1908 and special charters approved by the Legislature. Its constituency varies in size.

Council Manager Act of 1923 - an elected body of five, seven, or nine members which appoints its mayor and other officers. It appoints a municipal manager who is given authority to administer the local unit.

OPTIONAL MUNICIPAL CHARTER LAW OF 1950

Council-Manager - an elected policy-making council of five, seven or nine members (at discretion of voters) which appoints its mayor, a municipal clerk and a municipal manager who has authority and responsibility for overall municipal administration. This form differs from the 1923 form in the greater degree of discretion in both council representation and administrative organization.

Mayor-Council - an elected policy-making body of five, seven or nine members (voter's option) and a separately elected mayor with authority and responsibility for overall administration including the appointment of a business administrator to direct the department of administration required under this plan.

Small Municipality - an elected policy-making body of three, five or seven members including a mayor elected by the voters or the council who has authority for overall administration of the unit. This form of government is limited to units with less than 12,000 persons.

OPTIONAL COUNTY CHARTER LAW OF 1972

County Executive Plan - an elected board of chosen freeholders of five, seven or nine members and an elected county executive who is authorized to supervise, direct and control all county administrative departments.

County Manager Plan - an elected board of chosen freeholders of five, seven or nine members and an appointed county manager who is authorized to supervise, direct and control all county administrative departments.

County Supervisor Plan - an elected board of chosen freeholders of five, seven or nine members and an elected county supervisor. The legislative power is vested in the board of chosen freeholders; the executive power is exercised by the county supervisor.

County Board President Plan - an elected board of chosen freeholders of five, seven or nine members who elect a board president who presides at board meetings and oversees the work of the appointed administrator.

GLOSSARY

ANNUAL BUDGET: the governing body of each local unit is required by law to adopt a budget for each calendar year. The law is N.J.S. 40A:4-1 et. seq., known as the "local budget law." Every municipality and county in New Jersey operates on a full cash basis.

ANNUAL DEBT STATEMENT: sworn statement filed by law by the chief financial officer of the local unit, attesting to the debt condition of the local unit. The law is N.J.S. 40A:2-1 et. seq., known as the "local bond law."

ASSESSED VALUATION: the proportional value of property assessed for real property taxation as determined by the local assessor whose jurisdiction extends over a municipal area. (See Net Valuation Taxable.)

ASSESSMENT OF TAXES: the process of levying property taxes proportioned to property value. The expenditure report line with this title includes expenditures incurred for supervision and maintenance of appraisal and assessment records, tax map preparation and maintenance, revaluation programs, and other activities of the local assessor and the County Board of Taxation.

AUTHORITIES: corporate public agencies created to perform specific functions within a local unit or region. Authorities have power to levy and collect service charges, incur debt, and operate autonomously.

AUTHORITY DEBT: indebtedness of an authority outstanding on the date specified.

BANK CORP. TAX: applies to all banks and banking associations, organized under the authority of New Jersey and whose principal place of business is New Jersey. This tax was a county and municipal tax prior to 1970. The rate was increased from 3/4% to 1 1/2% in 1970 on the value of common and preferred stock, and provision was made for the distribution of 1/2 the proceeds to state for general state purposes, the other half is equally divided by the county and municipality in which the bank(s) is located. Recently enacted legislation (c. 170 P.L. 1975) repeals the Bank Stock Tax Act and renders banks taxable under the Corporation Business Tax Act. Banks will be taxable upon their net income and net worth as in the case of corporations commencing in 1976. Distribution of this tax remains unchanged.

BOND ORDINANCE: an ordinance adopted by the governing body of the local unit providing for the authorization of bonded indebtedness and repayment obligations under N.J.S. 40A:2-1 et. seq., known as the "local bond law."

BOND RATINGS: the credit rating assigned to a municipality or county by two agencies recognized as experts in the field of appraisal of local government finances. It will be noted that all local units are not rated. At present, both services -- Moody's and Standard and Poor's -- when a bond issue is sold and if the local unit does not contract with either of the two rating organizations for a credit rating, the rating previously given is withdrawn.

CAPITAL DEBT: the long-term or short-term indebtedness authorized by bond ordinance for expenditures of a capital nature.

CAPITAL DEBT ISSUED AND OUTSTANDING: principal amount of all capital debt issued and unpaid on the date specified.

CAPITAL IMPROVEMENTS: the capital improvement expenditure data in this report includes: down payments on improvements (a 5% down payment is required in the "local bond law" when making an appropriation for improvement by ordinance), "Capital Improvement Fund" (which may be used to provide the necessary down payment or may be used to finance the improvement in whole or in part through an ordinance appropriation), and other capital improvement appropriations for capital projects or items of equipment such as fire engines, road scrapers, ambulances, etc.

CAPITAL OUTLAY: expenditures by ordinance or budget appropriation for the construction, purchase, or improvement of fixed assets such as buildings and equipment, parks and playgrounds, vehicular equipment, streets, roads, sidewalks, storm sewers, etc. (See list of Capital Outlay on individual pages of local units.)

CASH BASIS BUDGET: a balanced budget, showing that there will be sufficient cash collected during the year to meet all debt service requirements, necessary operations of the local unit, and any mandatory payments required.

CHIEF FINANCIAL OFFICER: means the Director of Revenue and Finance, Comptroller, Treasurer, Collector or other financial officer of a municipality, or the treasurer of a county.

CORRECTIONAL AND PENAL: emergency shelters for minors accused of a crime: penitentiaries, jails, and detention houses.

COUNTY: a local unit of government governed by a Board of Chosen Freeholders. The County is responsible for welfare, education, tax assessment, elections, etc. (There are 21 counties in New Jersey.)

COUNTY EQUALIZATION RATIO: the equalization ratio used by the County Board of Taxation to calculate column 11 of the County Abstract of Ratables.

COUNTY EXTENSION SERVICES: farm and home demonstrations, 4-H Clubs, and related activities.

COUNTY TAXES: the amount paid by the municipality to the county for the municipal share of the county tax levy as apportioned by the County Board of Taxation.

CURRENT FINANCES: the current financial position of a local unit as reflected in its condensed current fund balance sheet for the fiscal year reported.

DEBT LIMITATION: the statutory debt limit in New Jersey is 3 1/2% for municipalities and 2% for counties, computed on the "equalized valuation basis."

DEBT SERVICE: the payment made by the local unit of the principal, interest and other charges on the obligations issued by it whether temporary or permanent.

DEDUCTIONS (FROM GROSS DEBT TO CALCULATE NET DEBT): the "local bond law" defines the methods for calculating the deductible portion of gross capital debt. All school debt within the statutory limit is deductible. All self-liquidating or utility debt is deductible if the utility is self-sustaining. If the utility is not self-sustaining, the operating deficit is capitalized at 5% and becomes a charge against the debt limit of the municipality. The deductions from other debt come about through funds on hand, accounts receivable, and similar specific items allowable as deductions. Also bonds authorized by another Public Body to be guaranteed by the municipality are deductible.

DEFERRED CHARGES: unbudgeted expenditures, payment of prior year's bills, deferred charges to future taxation.

DELINQUENT TAXES: all taxes unpaid at the close of the year.

DISTRICT SCHOOL TAXES: Payments to the local school district, regional school district and consolidated school district for the support of the school budget.

EFFECTIVE TAX RATE: the effective tax rate is the tax rate which would apply if the property taxed were assessed at true value. Because New Jersey defines true value as market value, and conducts a statistically designed sales ratio program in order to calculate state promulgated equalization ratios, the effective property tax rate for New Jersey municipalities is the general tax rate multiplied by the equalization ratio.

ENVIRONMENTAL INSPECTION AND CONTROL: the expenditure line in this report includes these activities: code enforcement; building inspection; plumbing inspection; electrical inspection; elevator inspection; gas inspection; air conditioning inspection; heating plant inspections; housing and rooming house inspection; air pollution control; water pollution control; and sanitary inspections of nursing homes, hotels, motels, and trailer camps.

EQUALIZATION RATIO: the ratio of assessed value to true (market) value of real property.

EQUALIZED VALUATION: the true (market) value of real property, calculated by dividing the assessed value by the equalization ratio (see also State Equalized Value).

EQUALIZED VALUATION BASIS: the average of the three (3) preceding years of the sum total of: (a) the aggregate equalized valuations of real property as certified in the Table of Equalized Valuations published by the Director of the Division of Taxation of the Department of the Treasury on October 1st of each year; and (b) the assessed valuation of Class II railroad property as set forth in the Table of Equalized Valuations referred to in (a) above.

EXPENDITURES: actual cash disbursements plus amounts reserved to meet bills incurred during the year but unpaid at the close of the calendar year.

FISCAL YEAR: the fiscal year of all New Jersey counties and municipalities is the calendar year.

GENERAL TAX RATE: the general tax rate is the rate applied to the net taxable assessed valuation of a municipality to yield the required tax levy. It is the rate shown on the County Abstract of Ratables and on the tax bill. Because of varying assessment practices, it is a rate which has no meaning in comparative tax rate studies.

GROSS DEBT: includes all bonds and notes authorized or guaranteed by a local unit or a school district, whether or not issued. Does not include tax anticipation notes, emergency notes, special emergency notes, or utility revenue notes.

HEALTH SERVICES EXCEPT ENVIRONMENTAL: the municipal expenditure line in this report includes these activities: health boards and departments; physicians; visiting nurses; morgues; vital statistics; disease control; food; drug; food handling inspections; public baths; municipal child evaluation centers; municipal deprived children care; contributions to health organizations; narcotics centers; diagnostic centers; mental health and similar activities. The county expenditure line includes those of these activities not reported as a separate activity.

HUMAN RESOURCES: the expenditure line in this report includes activities such as those for youth, aging, Senior Citizens, child care centers, anti-poverty programs, head-start programs, etc.

LAND RECLAMATION AND CONSERVATION: the municipal expenditure line in this report includes these activities: water policy and conservation; flood prevention and damage; and conservation of natural resources.

LINE ITEM: a budget line item is an appropriation or a specific anticipated revenue. A property line item is an entry on the tax rolls.

LOCAL PURPOSE TAXES: the amount of taxes assessed to support the municipal budget (i.e. to operate and maintain the municipality and provide for municipal debt service.)

LOCAL UNIT: a county or municipality.

MOODY RATING: the Moody Rating is the credit rating given by the Moody's Investors Service.

MUNICIPAL FUNCTIONS: expenditures necessary to operate the municipality and provide the services required.

MUNICIPAL PUBLIC UTILITY: an agency created to perform specific functions within a municipal, county, or regional area. Operations are separate and distinct from the local unit, but not autonomous with respect to it. There are now eleven types of municipal utilities in New Jersey: airport, beach, water, water and sewer, sewer, harbor, electric, parking, swimming pool, golf course and sanitation.

MUNICIPALITY: a municipal corporation (there are no unincorporated territories in New Jersey). The name of a New Jersey municipality (i.e., city, town, township, borough, or village) does not indicate size, population or form of government.

NET DEBT: the amount of authorized debt remaining after statutory deductions are taken. The present law limits the amount of net debt for municipalities to 3 1/2% of equalized valuation basis for the sum of municipal and school debt. The present law limits the amount of net debt for counties to 2% of equalized valuation basis.

NET VALUATION ON WHICH COUNTY TAXES ARE APPORTIONED: this figure is taken from column 11 of the County Abstract of Ratables. It includes the County equalization of net valuation taxable, plus several statutory adjustments, plus an equivalent valuation for the business personalty taxes collected and replaced by the State.

NET VALUATION TAXABLE: the assessed valuation of real property, excluding Class II railroad property, over which property taxes are levied. Telephone and telegraph equipment are assessed locally, and are included in this figure.

OTHER JUDICIAL: court attendants and services of court reporters.

OTHER PUBLIC WORKS: the expenditure line in this report includes these activities: motor vehicle maintenance and fueling; public works equipment purchase and maintenance; general administration of public works; recreational flying fields; transportation capital expenditures; marine and harbor improvements; water system and improvements; feasibility studies; and purchase of municipal utilities.

OTHER REVENUES, REVENUE SHARING TAX EFFORT: includes realized alcohol beverage licenses, interest and costs on taxes and building permits, as well as any other miscellaneous licenses and permits reported in the budget.

PARCEL: a parcel is a piece of property entered on the tax map as one unit and carried on the tax rolls for assessment and tax collection purposes as one unit.

PER CAPITA FIGURES: computations are based upon the estimated population for the report year. Care should be taken in using these figures for comparative purposes, since all services included are not necessarily provided to the residential population for the report year. Future research is planned to find a better measurement for cost comparisons.

PLANNING, HOUSING AND DEVELOPMENT: the expenditure line in this report includes these activities: zoning; urban renewal; housing; planning; economic development; industrial commissions; physical rehabilitation; model cities programs; boards of adjustment; tidelands and meadowlands development; urban development; and community planning.

POPULATION: The July 1, 1983 State of New Jersey Department of Labor and Industry estimated population figures including all amendments made to the official 1980 Census of population conducted by the U.S. Department of Commerce, Bureau of Census.

PROPERTY ACQUIRED BY DEED OR FORECLOSURE: (often referred to as foreclosed property.) When property taxes are unpaid, the collector is required by law to sell the property for non-payment of taxes. If there is no outside purchaser, the property is acquired by the municipality and the tax title lien is vested in the municipality. After 6 months from the date of the tax title lien sale, the municipality is permitted by law to foreclose the property owner's right of redemption of the lien and, thus, acquire title to the property.

RATABLE: a ratable is a taxable parcel of real property.

RESERVE FOR UNCOLLECTED TAXES: an item in the municipal budget which is designed to insure the municipality sufficient cash with which to carry out its functions after providing in full to other governmental units -- local schools, county and special districts. This reserve becomes a tax levy added to the tax levy required to meet the budget, and represents the amount of tax monies expected to remain uncollected at the end of the year, based on the collection level of the previous year.

REVENUES: monies which were received during the calendar year. Surplus revenue may be in part offset by deferred charges and State Aid may be represented by State funds set aside as a reserve but not yet paid over.

SPECIAL DISTRICTS: independent governmental corporations created within a local municipal unit to provide definite functions and having power to tax, impose service charges and incur debt. They are autonomous, and their officials are usually elected, not appointed.

STANDARD AND POOR RATING: the Standard and Poor Rating is the credit rating given by the Standard and Poor Company.

STATE AID: revenues represent amounts received from the State under the several State Aid programs authorized by the State Legislature. These include State road aid, highway lighting, building allowances for Type I Schools and others.

STATE AND LOCAL FISCAL ASSISTANCE ACT OF 1972 (Revenue Sharing): in general, funds received by units of local government from the federal government, and may be used only for priority expenditures, maintenance and operating expenses for (1) Public safety, environmental protection, public transportation, health, recreation, libraries, social services for the poor and aged, and financial administration; (2) Ordinary and necessary capital expenditures authorized by law. These utilizations are included in the report.

STATE EQUALIZATION RATIO: the equalization ratio promulgated by the Director of the Division of Taxation on October 1st of each year.

STATE EQUALIZED PROPERTY TAX RATES: derived by multiplying the general tax rate by the ratio of assessed value to true value (see table).

STATE EQUALIZED VALUE: the item reported in this report is calculated by dividing the net valuation taxable by the State Equalization Ratio to arrive at true value.

STATE EQUALIZED VALUATION: is promulgated by the Director of Taxation and represents a uniform computation of property value by formula designed to provide equitable distribution of State Aid programs.

STATUTORY: this term is used to identify a situation established by law. For example: a statutory expenditure is one required by law.

TAX RATE: means the general tax rate applicable to all taxable property. It is derived by dividing the total tax levy by the net valuation taxable. All tax rates shown are based upon \$100 valuation.

TAX TITLE LIENS: this asset is created as a result of sale by municipality for non-payment of real estate taxes, delinquent assessments, utility charges or special district taxes.

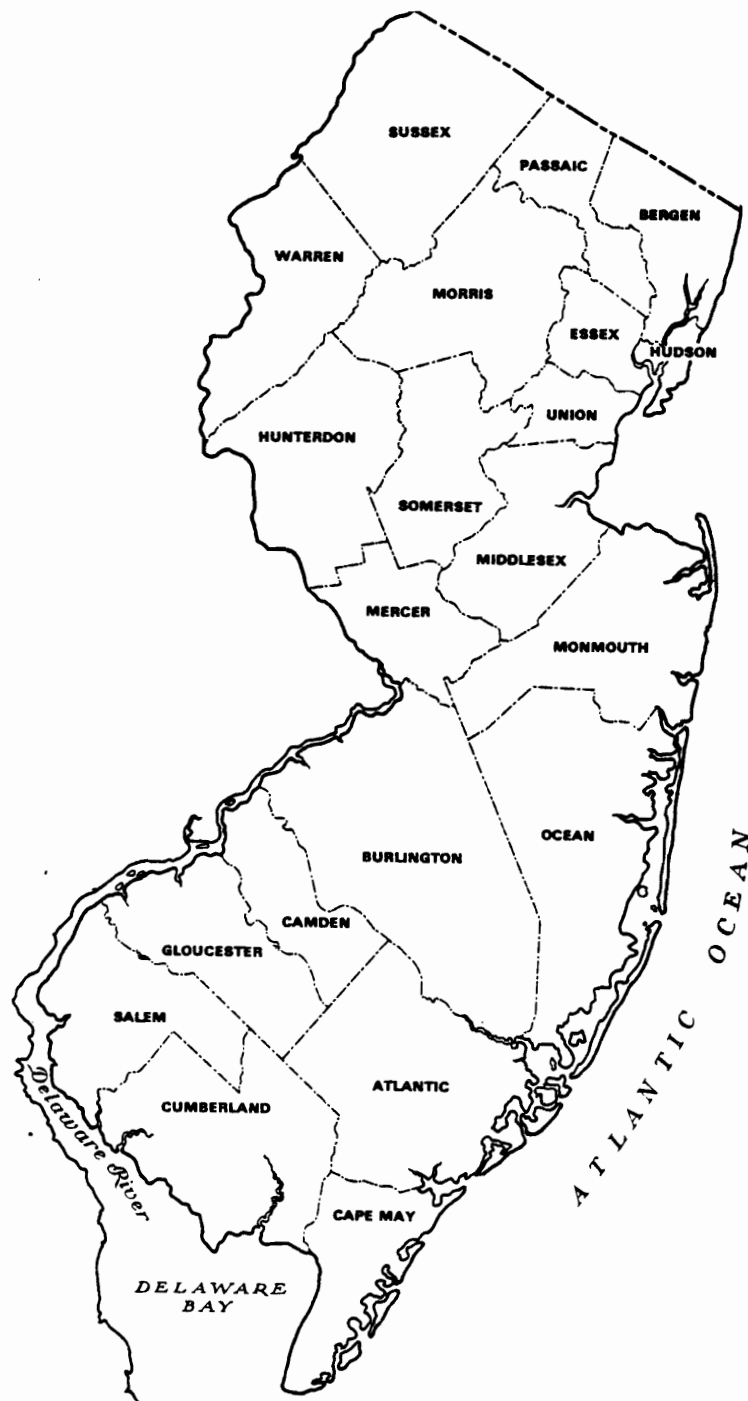
TYPE I SCHOOL DEBT SERVICE: the amount of principal and interest included in the budget of the municipal corporation for payment of debt for school structures in Type I (formerly called Chapter VI) School Districts.

VETERAN AND SENIOR CITIZEN TAXES: veterans and senior citizens receive a special property tax deduction on their tax bill in the amount of \$50 for veterans and \$160 for senior citizens. Taxes were formerly levied by municipalities to cover the costs of these deductions, with State reimbursement for one-half of the allowed deductions. In 1976, the State assumed this obligation in its entirety; taxes are no longer levied by municipalities for these deductions.

WEIGHTS AND MEASURES: county and local inspections of weighing and measuring equipment and related law enforcement.







Prepared by
NEW JERSEY DEPARTMENT OF COMMUNITY AFFAIRS
DIVISION OF LOCAL GOVERNMENT SERVICES
363 WEST STATE STREET, CN 803
TRENTON, NEW JERSEY 08625-0803
Telephone #: 1-609-292-6858

