

PROPERTY OF
NEW JERSEY STATE LIBRARY

974.901

P83

C.3

MAY 9 1982

DEPARTMENT OF CORRECTIONS, STATE OF NEW JERSEY
100 W. State St.
WILLIAM H. FAUVER, COMMISSIONER

**OFFENDERS IN
NEW JERSEY CORRECTIONAL INSTITUTIONS:
AVERAGE DAILY POPULATION DURING
FISCAL 1982**

New Jersey State Library

DIVISION OF POLICY AND PLANNING
BUREAU OF CORRECTIONAL INFORMATION SYSTEMS
FEBRUARY 22, 1983





TABLE OF CONTENTS

INTRODUCTION.....	ii
FISCAL 1978-1982 TRENDS.....	1,2
FISCAL 1982 AVERAGE AND END COUNTS BY INSTITUTIONAL COMPLEX:	
PRISON COMPLEX.....	3
YOUTH CORRECTIONAL COMPLEX.....	4
ADULT DIAGNOSTIC AND TREATMENT CENTER, ADULT PRE-RELEASE CENTERS, AND CONTRACT HALF-WAY HOUSES.....	5
TRAINING SCHOOLS, RESIDENTIAL GROUP CENTERS, AND COMMUNITY TREATMENT CENTERS.....	6
END OF THE MONTH COUNTS DURING FISCAL 1982.....	7,8
FOOTNOTES.....	9



INTRODUCTION

THIS REPORT HAS BEEN DEVELOPED TO PROVIDE INFORMATION REGARDING THE AVERAGE DAILY POPULATION IN EACH CORRECTIONAL COMPLEX, MAJOR INSTITUTION, AND SATELLITE HOUSING UNIT UNDER THE JURISDICTION OF THE DEPARTMENT OF CORRECTIONS DURING FISCAL YEAR 1982 (JULY 1, 1981 TO JUNE 30, 1982). IN ADDITION, AVERAGE DAILY POPULATION (ADP) AND END OF MONTH COUNTS ARE REPORTED FOR THE RESIDENTIAL GROUP CENTERS AND THE COMMUNITY TREATMENT CENTERS FOR JUVENILES.

THE PRISON COMPLEX INCLUDES THE TRENTON, RAHWAY, LEESBURG, MID-STATE, AND CLINTON FACILITIES. THE ADULT DIAGNOSTIC AND TREATMENT CENTER, ALTHOUGH A PART OF THE PRISON COMPLEX, WILL BE REPORTED UNDER A SEPARATE HEADING. THE YOUTH CORRECTIONAL COMPLEX CONSISTS OF THE YOUTH RECEPTION AND CORRECTION CENTER-YARDVILLE, THE YOUTH CORRECTIONAL INSTITUTION-BORDENTOWN, AND THE YOUTH CORRECTIONAL INSTITUTION-ANNANDALE. THE JUVENILE TRAINING SCHOOLS INCLUDE THE JAMESBURG TRAINING SCHOOL FOR BOYS AND GIRLS, AND THE SKILLMAN TRAINING SCHOOL FOR BOYS.

THE AVERAGE DAILY POPULATION FOR EACH MAJOR INSTITUTION REPORTED IN TABLE I INCLUDES THE NUMBER OF INMATES HOUSED AT THE MAIN INSTITUTION PLUS THOSE INMATES WHO ARE ASSIGNED TO EACH OF THE RESPECTIVE SATELLITE UNITS AND PREFABRICATED MODULAR UNITS WHERE AVAILABLE. AVERAGE DAILY POPULATION COUNTS FOR EACH OF THE INDIVIDUAL HOUSING UNITS ARE REPORTED IN TABLES II THROUGH V.

MAJOR INSTITUTIONS WITH SATELLITES INCLUDE THE FOLLOWING:

MAJOR INSTITUTION

SATELLITES

TRENTON STATE PRISON

TRENTON MAIN, JONES FARM, VROOM READJUSTMENT UNIT, AND ST. FRANCIS HOSPITAL

RAHWAY STATE PRISON

RAHWAY MAIN, RAHWAY CAMP, AND MARLBORO CAMP

LEESBURG STATE PRISON

LEESBURG MEDIUM, LEESBURG FARM, AND ANCORA UNIT

YOUTH RECEPTION AND CORRECTION CENTER-YARDVILLE

YARDVILLE MAIN, WHARTON TRACT, YOUTH RECEPTION, AND PRISON RECEPTION

YOUTH CORRECTIONAL INSTITUTION-BORDENTOWN

BORDENTOWN MAIN, NEW LISBON UNIT, AND NPI UNIT-SKILLMAN

YOUTH CORRECTIONAL INSTITUTION-ANNANDALE

ANNANDALE MAIN, STOKES UNIT, AND HIGH POINT UNIT

ACKNOWLEDGEMENTS

THE PREPARATION OF THIS REPORT ENTAILED THE ASSISTANCE OF NUMEROUS INDIVIDUALS AND REPORTING UNITS. THE EXTENSIVE DATA COLLECTION EFFORT WAS SIGNIFICANTLY ENHANCED BY THE ASSISTANCE OF THE CORRECTIONAL INFORMATION SYSTEMS DATA BASE, THE PRISON AND YOUTH RECEPTION UNITS AND THE OFFICE OF THE DEPUTY DIRECTOR OF THE DIVISION OF JUVENILE SERVICES. SPECIAL ACKNOWLEDGEMENT IS GIVEN TO MS. TERRY EVANS, SENIOR STATISTICAL CLERK, AND MR. GREG BILLS, RESEARCH ASSISTANT, OF THE CORRECTIONAL INFORMATION SYSTEMS CENTRAL OFFICE REPORT PREPARATION UNIT FOR THE COMPILATION OF DATA AND THE LAYOUT OF THE REPORT FORMAT.

TABLE I

OFFENDERS IN NEW JERSEY CORRECTIONAL INSTITUTIONS: FISCAL 1978-1982 TRENDS

SEPARATELY BUDGETED CORRECTIONAL INSTITUTIONS	AVERAGE POPULATION DURING FISCAL YEARS ENDING:									
	JUNE 1978	NET % CHANGE	JUNE 1979	NET % CHANGE	JUNE 1980	NET % CHANGE	JUNE 1981	NET % CHANGE	JUNE 1982	
TOTAL INSTITUTIONS	6813	- 4%	6543	+ 2%	6646	+ 3%	6859	+32%	9051	
COUNTY WAITING LIST	249	-63%	91	-13%	79	+165%	209	+359%	959	
COUNTY JAIL TRANSFERS	-	-	-	-	-	-	-	-	60	
STATE PRISONS 1/	3766	- 5%	3592	0%	3591	- 3%	3484	+22%	4235	
TRENTON	1209	- 8%	1116	0%	1113	- 1%	1104	+13%	1253	
RAHWAY	1347	- 2%	1315	- 1%	1298	- 7%	1207	+12%	1351	
LEESBURG	962	- 2%	943	0%	947	- 3%	923	+20%	1104	
CLINTON	245	- 9%	223	+ 4%	233	+ 7%	250	+25%	313	
MID-STATE CORRNL FCLTY	-	-	OPENED MAY, 1982				-	-	-	214
ADULT DIA/TREAT CNTR AVENEL	190	+ 3%	195	- 3%	190	+ 3%	195	+11%	216	
ADULT HALF-WAY HSES	36	-22%	28	-25%	21	+48%	31	+65%	51	
NEWARK (MEN)	36	-22%	28	-25%	21	+29%	27	+59%	43	
ESSEX (WOMEN)	-	-	OPENED APRIL, 1981				4	+50%	8	
CONTRACT HALF-WAY HSES			DATA NOT AVAILABLE UNTIL				32	+163%	84	
CLINTON HOUSE			JANUARY, 1981				11	+45%	16	
VOA (CAMDEN & TRENTON)							19	+74%	33	
NARCO (DRUG & ALCOHOL)							2	+50%	3	
PYRAMID HOUSE (NWK)			OPENED SEPTEMBER, 1981						21	
BATES HOUSE			OPENED APRIL, 1982						11	
YTH CORR INSTITUTIONS 1/	2071	+ 1%	2092	0%	2100	+ 4%	2178	+19%	2599	
YARDVILLE	827	+ 1%	833	- 5%	793	+ 3%	817	+19%	969	
BORDENTOWN	675	+ 1%	685	+ 4%	711	+ 4%	738	+14%	838	
ANNANDALE	568	+ 1%	572	+ 4%	596	+ 5%	623	+27%	792	
TRAINING SCHOOLS 2/	446	- 6%	419	+19%	500	+ 7%	533	+ 7%	570	
JAMESBURG, BOYS/GIRLS	315	-10%	283	+29%	365	+12%	408	+ 4%	423	
SKILLMAN BOYS	131	+ 4%	136	- 1%	135	- 7%	125	+18%	147	
RESIDENTIAL GROUP CNTRS	55	+ 7%	59	+24%	73	+78%	130	+62%	210	
JUVENILE COMMUNITY TREATMENT CENTERS	OPENED DURING FY 1979		67	+37%	92	-27%	67	0%	67	

1/ SEE NOTE "A" ON PAGE 10
2/ SEE NOTE "C" ON PAGE 10

NOTES ON FISCAL 1978 - 1982 TRENDS

DURING THE FISCAL YEAR OF 1982 THERE WAS AN AVERAGE DAILY POPULATION OF 9051 OFFENDERS IN THE DEPARTMENT OF CORRECTIONS, 4235 OF WHOM WERE HOUSED IN STATE PRISON FACILITIES WHILE 2599 WERE HOUSED IN YOUTH CORRECTIONAL FACILITIES; 570 WERE HOUSED IN TRAINING SCHOOLS, 628 WERE HOUSED AT THE ADULT DIAGNOSTIC AND TREATMENT CENTER, AND OTHER FACILITIES, AND 1019 WERE HOUSED IN COUNTY JAIL FACILITIES.

FROM FISCAL 1981 TO FISCAL 1982, THE AVERAGE DAILY OFFENDER COUNT FOR THE DEPARTMENT AS A WHOLE INCREASED 32% FROM 6859 TO 9051 OFFENDERS. THE FOLLOWING ARE THE CHANGES WITHIN THE VARIOUS CORRECTIONAL COMPLEXES OR FACILITIES:

- THE COUNTY WAITING LIST INCREASED FROM 209 TO 959.
- THE STATE PRISON COMPLEX COUNT INCREASED 22% FROM 3484 TO 4235.
- THE YOUTH CORRECTIONAL COMPLEX COUNT INCREASED 19% FROM 2178 TO 2599.
- THE ADULT DIAGNOSTIC AND TREATMENT CENTER WAS UP 11% FROM 195 TO 216.
- THE TRAINING SCHOOL COMPLEX POPULATION INCREASED BY 7% FROM 533 TO 570.
- THE RESIDENTIAL GROUP CENTERS INCREASED 62% FROM 130 TO 210.
- THE JUVENILE COMMUNITY TREATMENT CENTERS SHOWED NO CHANGE.

THE AVERAGE DAILY OFFENDER POPULATION IN NEW JERSEY STATE CORRECTIONAL INSTITUTIONS DURING FISCAL 1982 WAS GREATER THAN THE PEAK POPULATIONS EXPERIENCED IN 1978 THROUGH 1981. THIS FIGURE IS 2192 OFFENDERS OR 32% HIGHER THAN THE AVERAGE DAILY POPULATION EXPERIENCED DURING FISCAL 1981.

THIS SIGNIFICANT INCREASE IN INSTITUTIONAL POPULATION WAS A RESULT OF THE IMPACT OF TITLE 2C, THE NEW CRIMINAL CODE, THE ADMINISTRATIVE OFFICE OF THE COURTS' SPEEDY TRIAL PROGRAM AND REDUCTIONS IN THE NUMBER OF OFFENDERS RELEASED TO PAROLE RESULTING FROM THE PAROLE ACT OF 1980. MOREOVER, POPULATIONS HAVE CONTINUED TO INCREASE CAUSING SEVERE OVERCROWDING, REACHING A TOTAL POPULATION COUNT ON JUNE 30, 1982 OF 9503 A RECORD HIGH FOR THE FISCAL YEAR, (SEE TABLES OF MONTHLY POPULATION COUNTS DURING FISCAL 1982 ON PAGES 7 AND 8).

ALSO, IT SHOULD BE NOTED THAT THERE WAS SIGNIFICANT INCREASE IN THE NUMBER OF JUVENILE OFFENDERS RESIDING IN THE RESIDENTIAL GROUP CENTERS DURING THIS PERIOD. THE AVERAGE DAILY POPULATION IN FISCAL 1982 WAS 62% GREATER THAN THAT OF FISCAL 1981. THIS LARGE INCREASE IS DUE TO THE OPENING OF 6 NEW CENTERS DURING FISCAL 1982.

PRISON COMPLEX

TABLE II

AVERAGE DAILY POPULATION FOR THE NEW JERSEY PRISON COMPLEX DURING FISCAL 1982

PRISON COMPLEX	AVERAGE DAILY POPULATION
TOTAL 1/	4235
TRENTON PRISON	1253
TRENTON MAIN	1007
W. TRENTON UNIT	98
VROOM READJ. UNIT	136
ST. FRANCIS HOSP.	12
RAHWAY PRISON	1351
RAHWAY MAIN	1164
RAHWAY CAMP	80
MARLBORO CAMP	107
LEESBURG PRISON	1104
LEESBURG MAIN	651
LEESBURG FARM	355
ANCORA UNIT	98
MID-STATE CORRECTIONAL FACILITY	214
CLINTON CORRCT. INSTITUTION	313
MEN	39
WOMEN	274

1/ SEE NOTE "A" ON PAGE 10.

THE TRENTON PRISON FACILITY (MAIN AND SATELLITES) HAD AN AVERAGE DAILY POPULATION OF 1253 RESIDENTS DURING FISCAL 1982 WHICH REPRESENTED APPROXIMATELY 30% OF THOSE OFFENDERS HOUSED IN ALL PRISON FACILITIES. TRENTON MAIN HAD AN AVERAGE DAILY COUNT OF 1007, WITH THE W. TRENTON MINIMUM SECURITY SATELLITE ACCOUNTING FOR AN ADDITIONAL 98 DAILY RESIDENTS. THE MAXIMUM SECURITY VROOM READJUSTMENT UNIT MAINTAINED AN AVERAGE DAILY POPULATION OF 136 DURING THE 1982 FISCAL YEAR. THE ST. FRANCIS HOSPITAL UNIT HAD AN AVERAGE DAILY COUNT OF 12 OFFENDERS DURING THE YEAR.

OF THE 4235 AVERAGE DAILY OFFENDERS HOUSED IN STATE PRISON FACILITIES DURING THE YEAR, 1351 OR 32% WERE RESIDENT AT THE RAHWAY FACILITY. THE MAIN INSTITUTION AT RAHWAY HAD AN AVERAGE DAILY POPULATION OF 1164 WITH THE MINIMUM SECURITY SATELLITE UNITS AVERAGING AN ADDITIONAL 187 RESIDENTS ON A DAILY BASIS.

THE LEESBURG PRISON FACILITY ACCOUNTED FOR APPROXIMATELY 26% OF THE DAILY RESIDENTS HOUSED IN THE PRISON COMPLEX WITH AN AVERAGE DAILY COUNT OF 1104. LEESBURG MAIN (MEDIUM UNIT) MAINTAINED AN AVERAGE DAILY POPULATION OF 651 WITH THE MINIMUM SECURITY SATELLITE UNITS HOUSING AN ADDITIONAL 453 RESIDENTS ON A DAILY BASIS.

THE AVERAGE DAILY POPULATION FOR THE MID-STATE CORRECTIONAL FACILITY DURING FISCAL 1982 REPRESENTED APPROXIMATELY 5% OF THOSE OFFENDERS HOUSED IN ALL PRISON FACILITIES WITH AN AVERAGE DAILY POPULATION OF 214. PLEASE NOTE THAT THIS FACILITY OPENED DURING MAY 1982 AND BY JUNE 30, 1982 THE FACILITY WAS NEAR ITS MAXIMUM RATED CAPACITY OF 500 AT 491.

CLINTON CORRECTIONAL INSTITUTION ACCOUNTED FOR APPROXIMATELY 7% OF THE DAILY RESIDENTS IN THE PRISON COMPLEX, WITH AN AVERAGE COUNT OF 313. OF THE 313 RESIDENTS, 39 WERE MALE PRISONERS, AND 274 WERE FEMALE PRISONERS.

YOUTH CORRECTIONAL COMPLEX

TABLE III

AVERAGE DAILY POPULATION FOR THE YOUTH CORRECTIONAL COMPLEX
DURING FISCAL 1982

YOUTH CORRECTIONAL COMPLEX	AVERAGE DAILY POPULATION
TOTAL ^{1/}	2599
YARDVILLE	969
YOUTH RECEPTION	70
PRISON RECEPTION	70
YOUTH CORRECTION	767
WHARTON TRACT	62
BORDENTOWN	838
BORDENTOWN	723
NPI UNIT	49
NEW LISBON UNIT	66
ANNANDALE	792
ANNANDALE MAIN	671
STOKES UNIT	62
HIGH POINT UNIT	59

1/ SEE NOTE "A" ON PAGE 10.

THERE WAS A DAILY AVERAGE COUNT OF 2599 OFFENDERS RESIDENT IN THE YOUTH CORRECTIONAL FACILITIES DURING THE 1982 FISCAL YEAR. THIRTY-SEVEN PERCENT OR 969 INMATES WERE RESIDENT IN THE YOUTH RECEPTION AND CORRECTION CENTER AT YARDVILLE OF WHICH 907 WERE IN THE MAIN INSTITUTION AND 62 WERE IN MINIMUM CUSTODY SATELLITE UNITS.

THE BORDENTOWN YOUTH CORRECTIONAL INSTITUTION MAINTAINED AN AVERAGE DAILY POPULATION OF 838 WHICH REPRESENTED 32% OF THE RESIDENTS HOUSED IN YOUTH FACILITIES. SEVEN HUNDRED TWENTY-THREE RESIDENTS WERE HOUSED IN THE MEDIUM FACILITY AT THE MAIN INSTITUTION WITH THE REMAINING 115 AVERAGE DAILY RESIDENTS HOUSED IN ITS MINIMUM SECURITY SATELLITE UNITS AT NEW LISBON AND THE NPI UNIT AT SKILLMAN.

ANNANDALE CORRECTIONAL INSTITUTION ACCOUNTED FOR APPROXIMATELY 30% OF THE TOTAL OFFENDERS HOUSED IN YOUTH FACILITIES, WITH AN AVERAGE DAILY POPULATION OF 792 INMATES. ANNANDALE MAIN AVERAGED A DAILY RESIDENT COUNT OF 671 WHILE THE INSTITUTION'S SATELLITE UNITS ACCOUNTED FOR AN ADDITIONAL 121 DAILY RESIDENTS.

TABLE IV

AVERAGE DAILY POPULATION AT ADULT DIAGNOSTIC AND TREATMENT CENTER,
ADULT PRE-RELEASE CENTERS, AND CONTRACT HALF-WAY HOUSES

ADULT FACILITIES	AVERAGE DAILY POPULATION
ADULT DIAGNOSTIC AND TREATMENT CENTER	216
ADULT PRE-RELEASE CENTERS	51
NEWARK HOUSE	43
ESSEX HOUSE	8
CONTRACT HALF-WAY HOUSES	84
CLINTON HOUSE	16
VOA (CAMDEN & TRENTON)	33
NARCO (DRUG & ALCOHOL)	3
PYRAMID HOUSE (NEWARK)	21
BATES HOUSE	11

PLEASE NOTE: PYRAMID HOUSE OPENED DURING SEPTEMBER, 1981 AND BATES HOUSE OPENED DURING APRIL, 1982.

TABLE V

AVERAGE DAILY POPULATION AT TRAINING SCHOOLS, RESIDENTIAL GROUP CENTERS,
AND COMMUNITY TREATMENT CENTERS

JUVENILE FACILITIES	AVERAGE DAILY POPULATION
TRAINING SCHOOLS 2/	570
TRAINING SCHOOL - JAMESBURG	423
BOYS	408
GIRLS	15
TRAINING SCHOOL - SKILLMAN	147
RESIDENTIAL GROUP CENTERS	210
HIGHFIELDS	18
TURRELL	14
WARREN	18
OCEAN	32
GREEN	26
ESSEXFIELDS	24
MANOR WOODS	18
DOUBLE TROUBLE	15
PINELANDS	9
HUDSON	13
GENESIS	6
VOORHEES	10
CEDAR RUN	4
MONMOUTH COUNTY DAY PROGRAM	3
COMMUNITY TREATMENT CENTERS	67
ALPHA	7
STUYVESANT	17
CAMDEN COMMUNITY SERVICE	39
CAMDEN COMMUNITY TRANSITION	4


2/ SEE NOTE "c" ON PAGE 10.

PLEASE NOTE: TURRELL IS THE ONLY RESIDENTIAL GROUP CENTER FOR JUVENILE FEMALES.

OFFENDERS IN NEW JERSEY CORRECTIONAL INSTITUTIONS: END OF MONTH COUNTS DURING FISCAL 1982

INSTITUTIONAL UNITS	FY 82 ADP	CALENDAR 1981						CALENDAR 1982					
		JUL	AUG	SEP	OCT	NOV	DEC	JAN	FEB	MAR	APR	MAY	JUN
TOTAL RESIDENTS	9051	7917	8082	8056	8215	8448	8478	8661	8836	8981	9156	9386	9503
COUNTY WAITING LIST	959	570	650	650	737	900	945	1077	1106	1232	1388	1455	1174
COUNTY JAIL TRANSFERS	60	-	-	48	60	60	50	42	60	60	72	72	72
PRISON COMPLEX	4586	4256	4269	4259	4323	4375	4351	4362	4378	4425	4448	4631	5006
ADLT D/T CENTER B/	216	211	211	211	208	211	216	213	217	223	224	228	231
TRENTON PRISON	1253	1238	1227	1225	1264	1268	1259	1253	1273	1261	1263	1258	1273
TRENTON MAIN	1007	991	977	977	1005	1016	1017	1017	1017	1014	1022	1026	1027
VROOM READJUSTMENT B/	98	125	140	133	134	143	136	135	140	142	145	139	136
W. TRENTON UNIT	136	110	99	100	114	97	93	90	103	92	82	83	98
ST. FRANCIS HOSP. B/	12	12	11	15	11	12	13	11	13	13	14	10	12
RAHWAY PRISON	1351	1316	1348	1337	1350	1358	1359	1341	1345	1363	1369	1365	1370
RAHWAY MAIN B/	1164	1130	1154	1157	1164	1163	1171	1160	1176	1178	1177	1169	1183
RAHWAY CAMP	80	80	80	79	78	79	80	80	80	80	78	80	80
MARLBORO UNIT	107	106	114	101	108	116	108	101	89	105	114	116	107
LEESBURG PRISON	1104	1097	1089	1080	1100	1122	1092	1105	1096	1114	1119	1125	1145
LEESBURG MEDIUM B/	651	653	650	637	646	659	633	655	645	661	656	665	675
LEESBURG FARM	355	346	342	349	356	363	359	355	354	359	364	361	371
ANCORA UNIT	98	98	97	94	98	100	100	95	97	94	99	99	99
MID-STATE CORRECTIONAL FACLTY	214	OPENED DURING FISCAL 1982						-	-	-	-	182	491
CLINTON CORRECTIONAL	313	300	300	302	285	292	310	314	323	336	333	337	348
WOMEN (INCLUDING FURLO)	274	256	259	264	253	265	278	277	283	293	290	290	300
MEN	39	44	41	38	32	27	32	37	40	43	43	47	48
HALF-WAY HOUSES	51	51	58	51	47	56	48	52	51	53	47	45	59
NEWARK (MEN)	43	45	47	45	41	47	40	44	43	44	39	34	48
ESSEX (WOMEN)	8	6	11	6	6	9	8	8	8	9	8	11	11
CONTRACT HALF-WAY HOUSES	84	43	36	53	69	68	67	84	73	75	93	91	89
CLINTON HOUSE	16	12	10	13	20	15	17	21	15	21	21	19	17
VOA (CAMDEN & TRENTON)	33	27	23	36	42	39	32	37	31	27	33	33	40
NARCO (ALCOHOL & DRUGS)	3	4	3	2	1	1	1	-	CLOSED DURING FISCAL 1982				
PYRAMID HOUSE (NWK)	21	OPENED		2	6	13	17	26	27	27	28	28	21
BATES HOUSE	11	DURING FISCAL 1982 -						-	-	-	11	11	11

YOUTH CORRECTIONAL COMPLEX	2599	2548	2562	2536	2544	2549	2557	2585	2694	2673	2686	2649	2692
YARDVILLE	969	950	959	929	935	945	940	968	1024	994	1013	985	1008
YOUTH RECEPTION B/	70	82	93	68	76	88	87	80	79	56	34	32	26
YARDVILLE CORRECTION UNIT	767	722	740	750	749	746	741	765	825	821	813	791	817
WHARTON UNIT	62	61	61	56	54	57	64	65	67	66	64	67	60
PRISON RECEPTION B/	70	85	65	55	56	54	48	58	53	51	102	95	105
BORDENTOWN	838	811	815	830	824	821	835	829	857	858	872	870	879
BORDENTOWN MAIN B/	723	697	700	714	710	711	719	717	738	752	761	749	765
NPI UNIT	49	50	50	48	49	49	46	47	49	49	49	50	48
NEW LISBON UNIT	66	64	65	68	65	61	70	65	70	57	62	71	66
ANNANDALE	792	787	788	777	785	783	782	788	813	821	801	794	805
ANNANDALE MAIN	671	666	668	656	665	659	667	665	698	697	678	670	684
STOKES UNIT	62	60	60	61	62	64	57	64	60	64	63	65	61
HIGH POINT UNIT	59	61	60	60	58	60	58	59	55	60	60	59	60
TRAINING SCHOOLS	570	543	547	563	551	564	575	595	598	591	562	579	559
JAMESBURG BOYS	408	402	410	416	397	405	416	431	430	415	380	396	378
JAMESBURG GIRLS	15	14	14	15	16	16	16	13	15	16	16	11	11
SKILLMAN BOYS	147	127	123	132	138	143	143	151	153	160	166	172	170
TOTAL JUVENILE GROUP CENTERS	277	218	213	243	246	243	244	259	239	248	271	299	303
RESIDENTIAL GROUP CENTERS	210	145	144	177	183	186	183	191	185	187	207	229	229
HIGHFIELDS	18	19	16	20	20	18	16	15	15	20	19	20	18
TURRELL	14	6	12	14	14	18	15	13	16	16	14	13	16
WARREN	18	15	16	20	17	18	17	16	16	20	19	19	19
OCEAN	32	27	29	33	31	31	31	37	33	33	32	35	32
GREEN	26	21	16	27	30	29	26	28	30	26	26	30	27
ESSEXFIELDS	24	25	25	25	24	25	25	29	27	15	23	26	28
MANOR WOODS	18	9	8	14	19	20	21	21	19	24	24	23	20
DOUBLE TROUBLE	15	23	22	18	18	14	14	9	5	5	16	19	18
PINELANDS	9	-	-	6	5	5	5	9	9	11	12	14	13
HUDSON	13	-	-	-	5	8	13	14	15	17	13	14	14
GENESIS	6	OPENED		-	-	-	-	-	-	-	3	5	8
VOORHEES	10	-	-	DURING		-	-	-	-	-	6	11	9
CEDAR RUN	4	-	-	-	FISCAL		-	-	-	-	-	-	4
MONMOUTH COUNTY DAY PROGRAM	3	-	-	-	-	-	1982	-	-	-	-	-	3
COMMUNITY TREATMENT CENTERS	67	73	69	66	63	57	61	68	54	61	64	70	74
ALPHA	7	9	9	6	7	10	14	12	11	11	11	13	16
STUYVESANT	17	19	18	17	17	17	17	19	18	21	22	20	22
CAMDEN COMMUNITY SERVICE	39	38	40	40	37	29	30	37	25	29	31	37	36
CAMDEN COMMUNITY TRANSITION	4	7	2	3	2	1	-	CLOSED DURING FISCAL 1982					





NOTES ON AVERAGE DAILY POPULATION FOR FISCAL 1982

- A/ RESIDENTS INCLUDE OFFENDERS IN THE INSTITUTION AND ON FURLOUGH ON THE LAST DAY OF THE REPORTING PERIOD. FOR THE PRISON COMPLEX AND YOUTH COMPLEX, NUMBER ON FURLOUGH IS INCLUDED ONLY IN THE TOTAL COMPLEX COUNTS AND NOT IN THE COUNTS FOR SEPARATE UNITS.

ALSO, NOTE THAT, FOR THIS REPORT, OFFENDER COUNTS ARE BASED ON PHYSICAL LOCATION AND NOT ON CORRECTIONAL JURISDICTION (E.G., PRISON OFFENDERS HOUSED IN YOUTH CORRECTIONAL FACILITIES ARE INCLUDED IN YOUTH CORRECTIONAL COUNTS.).

- B/ MEDIUM/MAX UNITS: FOOTNOTE "B" IDENTIFIES UNITS PROVIDING MEDIUM OR MAXIMUM CUSTODY. THE COUNT PROVIDED INCLUDES ALL OFFENDERS RESIDENT IN UNITS WHICH PRIMARILY HOUSE OFFENDERS REQUIRING MORE THAN MINIMUM CUSTODY. THUS THESE COUNTS ARE NOT A COUNT OF OFFENDER BY CUSTODY STATUS BUT ARE A COUNT OF THE TOTAL NUMBER OF OFFENDERS RESIDENT IN DESIGNATED UNITS.
- C/ NOTE THAT THE JUVENILE GIRLS ARE PRESENTLY BEING HOUSED AT THE TRAINING SCHOOL FOR BOYS - SKILLMAN IN COTTAGE 6K. FOR THE PURPOSE OF THIS REPORT, THESE GIRLS WILL BE RECORDED AS JAMESBURG GIRLS.





8
9
4

9
4

6
4