

DELAWARE RIVER
JOINT TOLL BRIDGE COMMISSION
MINUTES
MEETING OF NOVEMBER 25, 2024

DELAWARE RIVER JOINT TOLL BRIDGE COMMISSION

MEMBERS OF THE COMMISSION

NEW JERSEY

HONORABLE ALADAR KOMJATHY

Chairman

HONORABLE MICHAEL B. LAVERY

VACANT

HONORABLE LORI CIESLA

HONORABLE YUKI MOORE LAURENTI

Treasurer

PENNSYLVANIA

HONORABLE PAMELA JANVEY

Vice Chair

HONORABLE DANIELLA YOUNG

HONORABLE ISMAIL A. SHAHID

HONORABLE DANIEL GRACE

HONORABLE JOHN D. CHRISTY

Secretary

DELAWARE RIVER JOINT TOLL BRIDGE COMMISSION

STANDING COMMITTEES

FINANCE, INSURANCE MANAGEMENT AND OPERATIONS

PENNSYLVANIA: Janvey, Shahid

NEW JERSEY: Ciesla, Komjathy*

PROJECTS, PROPERTY AND EQUIPMENT

PENNSYLVANIA: Christy*, Young

NEW JERSEY: Lavery, VACANT

PROFESSIONAL SERVICES

PENNSYLVANIA: Christy, Janvey

NEW JERSEY: Komjathy*, VACANT

PERSONNEL

PENNSYLVANIA: Young, Grace*

NEW JERSEY: Laurenti, Komjathy

AUDIT COMMITTEE

PENNSYLVANIA: Janvey, Shahid*

NEW JERSEY: Laurenti, Lavery

ADMINISTRATIVE COMMITTEE

PENNSYLVANIA: Grace, Shahid

NEW JERSEY: Ciesla, Laurenti*

Chairman and Vice Chair are Ex-Officio of All Committees

*Chairperson of Committee

DELAWARE RIVER JOINT TOLL BRIDGE COMMISSION
RECAPITULATION OF COMMITTEE MEMBERSHIP

Lavery	(1)	Projects, Property and Equipment
	(2)	Audit Committee
Laurenti	(1)	Personnel
	(2)	Audit Committee
	(3)	Administrative Committee (Chairperson)
VACANT	(1)	Projects, Property and Equipment
	(2)	Professional Services
Ciesla	(1)	Finance, Insurance Management Operations
	(2)	Administrative Committee
Komjathy	(1)	Ex-Officio of all Committees
	(2)	Finance, Insurance Management Operations (Chairperson)
	(3)	Professional Services (Chairperson)
	(4)	Personnel
Janvey	(1)	Ex-Officio of all Committees
	(2)	Finance, Insurance Management and Operations
	(3)	Audit Committee
	(4)	Professional Services
Grace	(1)	Administrative Committee
	(2)	Personnel Committee (Chairperson)
Christy	(1)	Projects, Property and Equipment (Chairperson)
	(2)	Professional Services
Young	(1)	Projects, Property and Equipment
	(2)	Personnel
Shahid	(1)	Finance, Insurance Management Operations
	(2)	Audit Committee (Chairperson)
	(3)	Administrative Committee

DELAWARE RIVER JOINT TOLL BRIDGE COMMISSION

PROFESSIONAL ASSOCIATES

CONSULTING ENGINEERS

PICKERING, CORTS & SUMMERSON, INC.
Newtown, Pennsylvania

GENERAL COUNSEL

ARCHER
Philadelphia, Pennsylvania

FLORIO, PERRUCCI, STEINHARDT & CAPPELLI
Phillipsburg, New Jersey

LABOR COUNSEL

STRADLEY, RONON
Philadelphia, Pennsylvania

CHISEA, SHAHINIAN & GIANTOMASI
West Orange, New Jersey

AUDITOR

MERCADIEN, P.C.
Hamilton, New Jersey

FINANCIAL ADVISOR

ACACIA FINANCIAL GROUP
Mt. Laurel, New Jersey

COMMUNICATIONS CONSULTANT

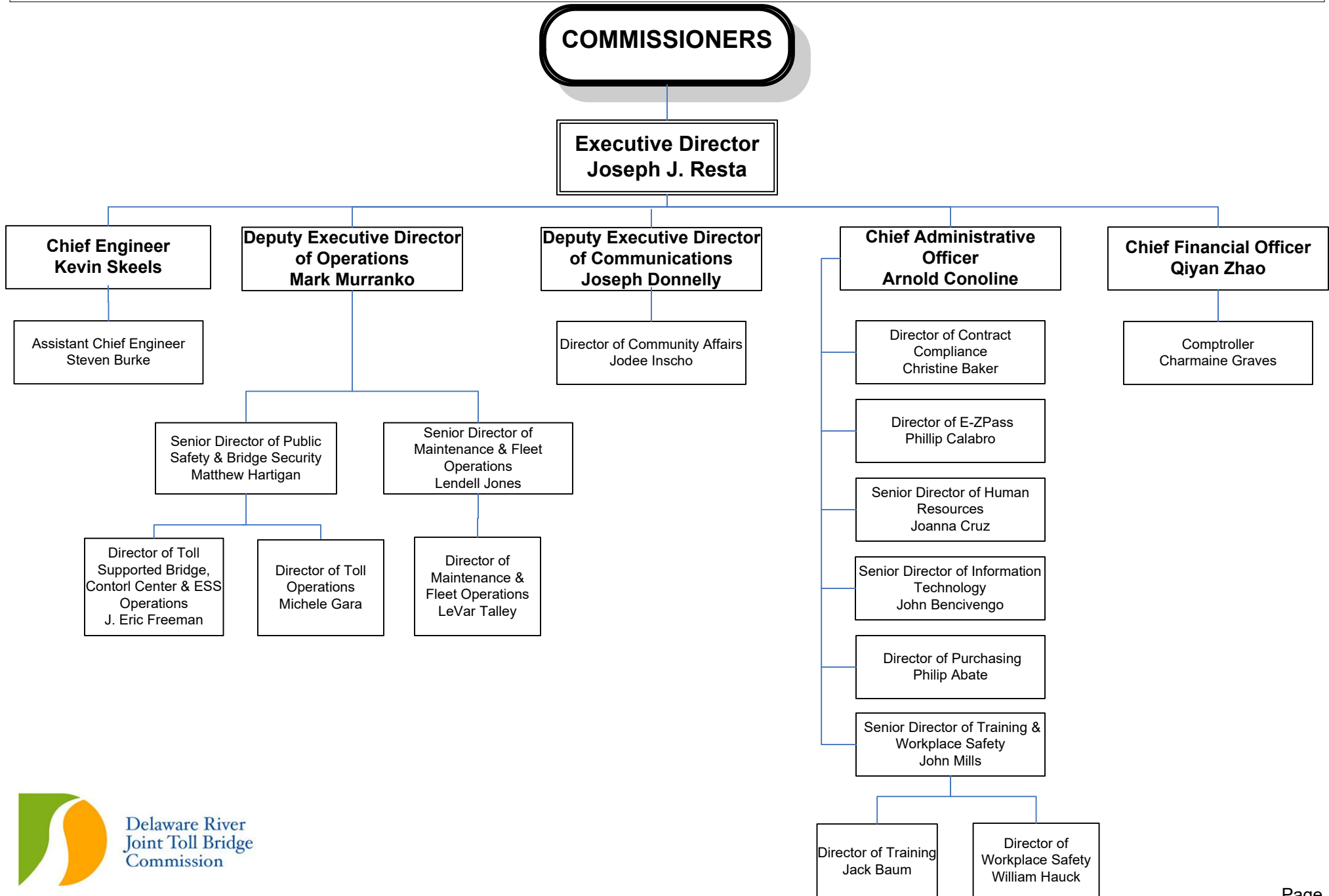
BELLEVUE COMMUNICATIONS
Philadelphia, Pennsylvania

INVESTMENT ADVISOR

STONERIDGE PMG ADVISORS, LLC
Radnor, Pennsylvania

DELAWARE RIVER JOINT TOLL BRIDGE COMMISSION

ORGANIZATION CHART



DELAWARE RIVER JOINT TOLL BRIDGE COMMISSION

Meeting of November 25, 2024

INDEX TO MINUTES

	PAGE
1. Call to Order.....	1
2. Appearances.....	1 - 2
3. Roll Call.....	2
4. Welcome Remarks of the Executive Director	2
5. Introduction of Comments from the Public.....	2
6. Executive Director’s Report.....	2 - 3
7. Approval of Minutes for Commission Meeting held October 28, 2024.....	3
8. Approval of Operations Report-Month of October 2024.....	3 - 4
9. Approval of the Committee Meeting Schedule For 2025.....	4
10. Approval of the Regular Monthly Commission Meeting Scheduled for 2025.....	4 - 5
11. Renewal of Medical Insurance Program for Active Employees and Retirees Under the Age of 65. January 1, 2025-December 31, 2025.....	5 - 6
12. Renewal of Prescription Benefits Program for Active Employees and Retirees Under the Age of 65. January 1, 2025-December 31, 2027.....	6
13. Placement of Medicare-Eligible-Retiree Medical And Prescription Insurance. January 1, 2025- December 31, 2025.....	7
14. Life Insurance Plan Years, January 1, 2025, through December 31, 2026, For Retirees....	7 - 8
15. Renewal of Property Insurance Policies.....	8 - 9

DELAWARE RIVER JOINT TOLL BRIDGE COMMISSION

Meeting of November 25, 2024

16. Renewal of Liability and Business Travel Accident Insurance Policies.....	9
17. Workers' Compensation Insurance Renewal Plan Year December 31, 2024, through December 31, 2025.....	10
18. Renewal of Underground Storage Tank Insurance Policy.....	10 - 11
19. New Jersey E-ZPass Services (Next Generation CSC Services), Capital Project 2322A, Contract DB-791A.....	11 - 12
20. Structural/Civil Task Order Agreement, Contract C-802A, Award of Contract.....	12
21. Uhlerstown-Frenchtown Toll-Supported Bridge Rehabilitation CM/CI Services, Contract CM-642A, Authorization to Negotiate	12 - 13
22. In-Lane All Electronic Toll Collection System Design, Build and Maintain, Capital Project-Variou, Contract DB-792A.....	13 - 14
23. Create Two Bridge Monitor I Positions, Northern Region and appoint, Leon Werkheiser, Toll Collector and Leroy Bowman, Toll Collector to Those Positions	14 - 15
24. Create Three Toll-Supported Bridge Monitor I Positions, Southern Region and Appoint, Laurie Marino, Toll Collector and Colleen VanLuvanee, Toll Collector, and Gino Hernandez, Toll Collector to Those Positions.....	15
25. Promotion of Maintenance Employees (2) Individuals.....	15 - 16
26. Promotion of Control Center Employee (1) Individual.....	16
27. Approval of Retirement Benefits, Joseph Sancinito, Toll Collector.....	16 - 17

DELAWARE RIVER JOINT TOLL BRIDGE COMMISSION

Meeting of November 25, 2024

28. Approval of Retirement Benefits, Scott Schaller, Toll Collector.....	17
29. Approval of Retirement Benefits, Christine Baker, Director of Contract Compliance.....	17 - 18
30. Approval of Retirement Benefits, Karen Ireland, Toll Bridge Lieutenant.....	18 - 19
31. Approve Payment of Invoices, Chiesa, Shahinian & Giantomasi, NJ Labor Counsel.....	19 - 20
32. Approve Payment of Invoices, Archer Law, PA General Counsel.....	20
33. Approve Payment of Invoices, Stradley Ronon, PA Labor Counsel.....	20
34. Approve Payment of Invoices, Florio, Perrucci, Steinhardt and Cappelli, NJ General Counsel.....	21
35. Invite Any Comments from the Public.....	21 - 26
36. Scheduling of the December 23, 2024 Meeting	26
37. Adjournment.....	27
38. Supplemental Index 2025 Committee Meeting Schedule.....	A1
39. Supplemental Index 2025 Commission Meeting Schedule.....	A2

DELAWARE RIVER JOINT TOLL BRIDGE COMMISSION
Meeting of November 25, 2024

CALL TO ORDER

The Regular Monthly Meeting of the Delaware River Joint Toll Bridge Commission was called to order at the Scudder Falls Administration Building via Microsoft Teams and in person on Monday, November 25, 2024, at 10:41 a.m. pursuant to notice properly forwarded to each member in compliance with the by-laws. Joseph J. Resta, Executive Director presided at this meeting.

APPEARANCES:

COMMISSION MEMBERS:

Hon. Aladar Komjathy (New Jersey)
Hon. Michael Lavery (New Jersey)
Hon. Daniel Grace (Pennsylvania)
Hon. Pamela Janvey (Pennsylvania)
Hon. Yuki Moore Laurenti (New Jersey)
Hon. Ismail Shahid (Pennsylvania)
Hon. John Christy (Pennsylvania)
Hon. Lori Ciesla (New Jersey)
Hon. Daniella Young (Pennsylvania)

COMMISSION MEMBERS ABSENT:

COMMISSION COUNSEL:

Jonathan Bloom, Stradley Ronon, Pennsylvania
Shelley Smith, Archer Law, Pennsylvania
Seth Tipton, Florio, Perrucci Steinhardt & Cappelli, New Jersey
Brian O’Neill, Chiesa, Shahinian & Giantomasi, New Jersey

GOVERNORS’ REPRESENTATIVES:

Dorian Smith, NJ Governor’s Office
Anthony Luker, PA Governor’s Office

COMMISSION STAFF MEMBERS:

Arnold Conoline, Chief Administrative Officer
Kevin Skeels, Chief Engineer
Qiyang (Tracy) Zhao, Chief Financial Officer
Joseph Donnelly, Deputy Executive Director of Communications
Charmaine Graves, Comptroller
Mark Murranko, Deputy Executive Director of Operations

DELAWARE RIVER JOINT TOLL BRIDGE COMMISSION
Meeting of November 25, 2024

Joanna Cruz, Human Resources Director
Jodee Inscho, Director of Community Affairs
Donna Tronolone, Administrative Generalist, Executive Office
Heather McConnell, Executive Administrative Generalist/Commissioner Liaison

PROFESSIONAL ASSOCIATES:

Pete Peterson, Bellevue Associates
Alex Styer, Bellevue Associates

OTHERS:

Ron Weber, Washington Crossing, PA.
Megan Price, Employee, TSB Monitor
Kathleen Pisauro, Upper Makefield, PA.
Tim Thomas, Upper Makefield, PA.
Tom Cino, Upper Makefield PA.
Heather Buckley, Lambertville, NJ.
Carolyn Gadbois, Lambertville NJ.
Yvette Taylor, Upper Makefield, PA.

ROLL CALL

Joseph Resta, Executive Director, in his capacity as Secretary for this Meeting called the roll, and at the conclusion thereof, reported that there was a quorum present-there being five members present from the Commonwealth of Pennsylvania and four members present from the State of New Jersey.

WELCOMING REMARKS OF THE EXECUTIVE DIRECTOR

Executive Director Resta welcomed those persons whose identities are set forth hereinabove under "Appearances".

INTRODUCE ANY COMMENTS FROM THE PUBLIC

Executive Director Resta addressed the meeting and said:

This is the portion of the meeting where I invite any comments on agenda items from the public. The Commission has instituted a new procedure for public comments. Speakers will be allowed one three-minute time frame to provide comment. There will be no repeat speakers and no yielding time to another speaker. So, if you do have comments on today's agenda items, this is the point in the meeting where you would voice those comments. Hearing none.

EXECUTIVE DIRECTOR'S REPORT

Good morning, commissioners, today's meeting contains resolutions for contracts connected to

DELAWARE RIVER JOINT TOLL BRIDGE COMMISSION
Meeting of November 25, 2024

the Commission's conversion to All-Electronic Tolling, namely, New Jersey E-ZPass Next Generation CSC Services (Back Office) and the All-Electronic Toll Collection System (In-Lane) Design, Build, and Maintain contracts. Both are large, long-term contracts vital to our revenue collection.

Also, today's agenda includes building blocks necessary for our 2025 Operating Budget, slated for December. Resolutions for Medical, Prescription, and Life Insurance for active employees and retirees along with several business insurance policies are put forth for your consideration today.

Conversion to All-Electronic Tolling has also provided opportunities for toll collectors to transition to other positions at the Commission. Over the past months we have had openings for Customer Service Center/Toll Audit representatives and today's resolutions provide transition for Toll and Toll-Supported Bridge Monitors. Commissioners, we ask for your support for these, and all resolutions today.

So, as we enter the week of Thanksgiving, we give thanks to all that the Commission has accomplished, and its resilience through adversity. Happy Thanksgiving, safe travels.

Thank you, Commissioners, this concludes my comments for today.

APPROVAL OF MINUTES FOR COMMISSION MEETING HELD OCTOBER 28, 2024

R: 5040-11-24-ADM-01-11-24

Executive Director Resta addressed the meeting and requested the adoption of a Resolution approving the Minutes of the Commission Meeting held October 28, 2024.

At the conclusion of the review, Vice Chair Janvey moved and Chairman Komjathy seconded the adoption of the following Resolution:

"RESOLVED: by the Delaware River Joint Toll Bridge Commission at its Regular Meeting assembled this 25th day of November 2024 that the Minutes of the Commission Meeting held on October 28, 2024, be adopted and the same hereby are approved."

Executive Director Resta reported that there were four affirmative votes from New Jersey, and five affirmative votes from Pennsylvania.

Executive Director Resta then invited any further questions on the Resolution. No further questions were presented, and the Resolution was unanimously adopted.

APPROVAL OF OPERATIONS REPORT-MONTH OF OCTOBER 2024

R: 5041-11-24-ADM-02-11-24

Executive Director Resta addressed the meeting and asked if there were any questions on any of the reports contained in the "Operations Report".

DELAWARE RIVER JOINT TOLL BRIDGE COMMISSION
Meeting of November 25, 2024

At the conclusion of the review, Chairman Komjathy moved and Vice Chair Janvey seconded the adoption of the following Resolution:

“RESOLVED: by the Delaware River Joint Toll Bridge Commission at its Regular Meeting assembled this 25th Day of November 2024 that the Operations Report, which reflects Commission activity for the month of October 2024 is hereby approved.”

Executive Director Resta reported that there were four affirmative votes from New Jersey, and five affirmative votes from Pennsylvania.

Executive Director Resta then invited any further questions on the Resolution. No further questions were presented, and the Resolution was unanimously adopted.

APPROVAL OF THE COMMITTEE MEETING SCHEDULE FOR 2025

R: 5042-11-24-ADM-03-11-24

Executive Director Resta addressed the Meeting and asked the Commission Members, if, after their review, there were any questions.

Vice Chair Janvey addressed the meeting and said:

Yes, I make a motion. I also want to thank the Commission for acknowledging the religious holidays and making our meetings around those dates.

Executive Director Resta addressed the meeting and said:

Thank you. Commissioner Komjathy may I have a second?

At the conclusion of the review, Vice Chair Janvey moved and Chairman Komjathy seconded the adoption of the following Resolution:

“RESOLVED: By the Delaware River Joint Toll Bridge Commission at its Regular Meeting assembled this 25th Day of November 2024, that the Committee Meeting Schedule for 2025, be and the same is hereby approved.”

Executive Director Resta reported that there were four affirmative votes from New Jersey, and five affirmative votes from Pennsylvania.

Executive Director Resta then invited any further questions on the Resolution. No further questions were presented, and the Resolution was unanimously adopted.

DELAWARE RIVER JOINT TOLL BRIDGE COMMISSION
Meeting of November 25, 2024

APPROVAL OF THE REGULAR MONTHLY COMMISSION MEETING SCHEDULE FOR 2025

R:5043-11-24-ADM-04-11-24

Executive Director Resta addressed the Meeting and asked the Commission Members, if, after their review, there were any questions.

At the conclusion of the review, Chairman Komjathy moved and Vice Chair Janvey seconded the adoption of the following Resolution:

“RESOLVED: By the Delaware River Joint Toll Bridge Commission at its Regular Meeting assembled this 25th Day of November 2024, that the Regular Monthly Commission Meeting Schedule for 2025, be and the same is hereby approved.”

Executive Director Resta reported that there were four affirmative votes from New Jersey, and five affirmative votes from Pennsylvania.

Executive Director Resta then invited any further questions on the Resolution. No further questions were presented, and the Resolution was unanimously adopted.

RENEWAL OF MEDICAL INSURANCE PROGRAM FOR ACTIVE EMPLOYEES AND RETIREES UNDER THE AGE OF 65. JANUARY 1, 2025-DECEMBER 31, 2025

R:5044-11-24-INS-01-11-24

Executive Director Resta addressed the Meeting and asked the Commission Members, if, after their review, there were any questions.

At the conclusion of the review, Commissioner Lavery moved and Commissioner Christy seconded the adoption of the following Resolution:

“RESOLVED: By the Delaware River Joint Toll Bridge Commission at its Regular Meeting assembled this 25th Day of November 2024, that the Commission authorizes renewal of the following plans with the identified provider: Medical insurance plans that cover active employees/dependents and retirees/dependents under the age of 65, specifically to provide for: Self-insured policy with medical claims paid as incurred, estimated for 2025 at \$10,415,449; IBC’s third-party administrator, Independence Administrators, for all claims incurred by the program’s PPO segment, with a second year Administrative Fee of \$56.03 per employee, per month, for an annual total of \$277,012; and purchase a twelve (12) month Specific and Aggregate Stop-Loss insurance policy with Sunlife. The Specific deductible to be \$175,000, with a premium in the amount of \$2,267,433. The policy will be a 12/24 contract covering medical and prescription claims incurred in 12 months and paid within 24 months of January 1, 2025. Projected cost assumes current enrollment of 156 “Singles” and 256 “Families.”

Executive Director Resta reported that there were four affirmative votes from New Jersey, and five affirmative votes from Pennsylvania.

DELAWARE RIVER JOINT TOLL BRIDGE COMMISSION
Meeting of November 25, 2024

Executive Director Resta then invited any further questions on the Resolution. No further questions were presented, and the Resolution was unanimously adopted.

RENEWAL OF PRESCRIPTION BENEFITS PROGRAM FOR ACTIVE EMPLOYEES AND RETIREES UNDER AGE 65. JANUARY 1, 2025-DECEMBER 31, 2027

R: 5045-11-24-INS-02-11-24

Executive Director Resta addressed the Meeting and asked the Commission Members, if, after their review, there were any questions.

At the conclusion of the review, Commissioner Laurenti moved and Commissioner Grace seconded the adoption of the following Resolution:

“RESOLVED: By the Delaware River Joint Toll Bridge Commission at its Regular Meeting assembled this 25th Day of November 2024, to renew Prescription Drug Benefit Plan for Active Employees and Retirees under Age 65 with Express Scripts for a three (3) year period from January 1, 2025, through December 31, 2027.”

Executive Director Resta reported that there were four affirmative votes from New Jersey, and five affirmative votes from Pennsylvania.

Executive Director Resta then invited any further questions on the Resolution. No further questions were presented, and the Resolution was unanimously adopted.

LIFE INSURANCE/AD&D, LTD AND FMLA RENEWAL PLAN, YEARS JANUARY 1, 2025, THROUGH DECEMBER 31, 2026, FOR ACTIVE EMPLOYEES

R: 5046-11-24-INS-03-11-24

Executive Director Resta addressed the Meeting and asked the Commission Members, if, after their review, there were any questions.

At the conclusion of the review, Commissioner Ciesla moved and Vice Chair Janvey seconded the adoption of the following Resolution:

“RESOLVED: By the Delaware River Joint Toll Bridge Commission at its Regular Meeting assembled this 25th Day of November 2024, that the Commission authorizes the Executive Director to affect the renewal of our group life insurance policy, AD&D, our employee-paid optional life and long-term disability policy and FMLA administration at their current respective benefit levels of with Mutual of Omaha for a two (2) year period commencing January 1, 2025, through December 31, 2026.

Executive Director Resta reported that there were four affirmative votes from New Jersey, and five affirmative votes from Pennsylvania.

Executive Director Resta then invited any further questions on the Resolution. No further questions were presented, and the Resolution was unanimously adopted.

DELAWARE RIVER JOINT TOLL BRIDGE COMMISSION
Meeting of November 25, 2024

PLACEMENT OF MEDICARE-ELIGIBLE-RETIREE MEDICAL AND PRESCRIPTION INSURANCE. JANUARY 1, 2025 – DECEMBER 31, 2025

R: 5047-11-24-INS-04-11-24

Executive Director Resta addressed the Meeting and asked the Commission Members, if, after their review, there were any questions.

At the conclusion of the review, Commissioner Lavery moved and Commissioner Christy seconded the adoption of the following Resolution:

“RESOLVED: By the Delaware River Joint Toll Bridge Commission at its Regular Meeting assembled this 25th day of November 2024, that the Commission authorizes the Executive Director to affect the placement of the Medicare-eligible retiree medical and prescription insurance plans administered by NEBCO/AMWINS with the medical and prescription insurers Transamerica and Humana for eligible retirees and dependents who are sixty-five years and older. That coverage is to be provided at the current benefit levels on an insured premium basis at a monthly rate per enrollee of \$527.44, reflecting overall increase of 5.2%, for the one-year period January 1, 2025, through December 31, 2025.”

Executive Director Resta reported that there were four affirmative votes from New Jersey, and four affirmative votes from Pennsylvania.

Vice Chair Janvey addressed the meeting and said:

As a former commission employee, who receives retiree health benefits, I abstain from voting on this resolution and have recused myself from any deliberation on this issue.

Executive Director Resta addressed the meeting and said:

For the record, Commissioner Janvey provided an abstention for this vote. The resolution passes.

Executive Director Resta then invited any further questions on the Resolution. No further questions were presented, and the Resolution was adopted.

LIFE INSURANCE PLAN YEARS, JANUARY 1, 2025, THROUGH DECEMBER 31, 2026, FOR RETIREES

R: 5048-11-24-INS-05-11-24

Executive Director Resta addressed the Meeting and asked the Commission Members, if, after their review, there were any questions.

At the conclusion of the review, Commissioner Laurenti moved and Commissioner Shahid seconded the adoption of the following Resolution:

DELAWARE RIVER JOINT TOLL BRIDGE COMMISSION
Meeting of November 25, 2024

“**RESOLVED:** By the Delaware River Joint Toll Bridge Commission at its Regular Meeting assembled this 25th Day of November 2024, that the Commission authorizes the Executive Director to affect the renewal of our group life insurance policy for Retirees with Mutual of Omaha for a two (2) year period commencing January 1, 2025, through December 31, 2026.”

Vice Chair Janvey addressed the meeting and said:

As a former commission employee, who receives retiree benefits, I abstain from voting on this resolution and have recused myself from any deliberation on this issue.

Executive Director Resta addressed the meeting and said:

Thank you. For the record, Commissioner Janvey recused on this matter. The resolution passes.

Executive Director Resta reported that there were four affirmative votes from New Jersey, and four affirmative votes from Pennsylvania.

Executive Director Resta then invited any further questions on the Resolution. No further questions were presented, and the Resolution was adopted.

RENEWAL OF PROPERTY INSURANCE POLICIES

R: 5049-11-24-INS-06-11-24

Executive Director Resta addressed the Meeting and asked the Commission Members, if, after their review, there were any questions.

At the conclusion of the review, Chairman Komjathy moved and Vice Chair Janvey seconded the adoption of the following Resolution:

“**RESOLVED:** By the Delaware River Joint Toll Bridge Commission at its Regular Meeting assembled this 25th Day of November 2024, that the Commission authorizes the renewal of the following Property insurance policies as recommended by Brown & Brown in their presentation dated November 20, 2024, for the term December 31, 2024, through December 31, 2025: Bridge Property (Primary and Excess) including Flood, Bridge Terrorism, Buildings, Contents and Excess Flood Contractors Equipment, Boiler and Machinery

“**RESOLVED:** That the Commission authorizes the Executive Director to affect the renewal of the aforementioned Property insurance policies.”

Commissioner Ciesla addressed the meeting and said:

Joe, I'm going to abstain from this one because of my employment.

Executive Director Resta addressed the meeting and said:

DELAWARE RIVER JOINT TOLL BRIDGE COMMISSION
Meeting of November 25, 2024

Thank you. For the record, Commissioner Ciesla abstained on this resolution. The resolution passes.

Executive Director Resta reported that there were three affirmative votes from New Jersey, and five affirmative votes from Pennsylvania.

Executive Director Resta then invited any further questions on the Resolution. No further questions were presented, and the Resolution was adopted.

RENEWAL OF LIABILITY AND BUSINESS TRAVEL ACCIDENT INSURANCE POLICIES

R: 5050-11-24-INS-07-11-24

Executive Director Resta addressed the Meeting and asked the Commission Members, if, after their review, there were any questions.

At the conclusion of the review, Commissioner Shahid moved and Commissioner Lavery seconded the adoption of the following Resolution:

“RESOLVED: By the Delaware River Joint Toll Bridge Commission at its Regular Meeting assembled this 25th Day of November 2024, that the Commission authorizes the renewal of the following liability and Business Travel Accident insurance policies as recommended by Brown & Brown in their presentation dated November 20, 2024 for the term December 31, 2024 through December 31, 2025: Directors & Officers/Employment Practices Liability, Fiduciary Liability, Cyber Liability, Crime, Professional Liability (A&E), General Liability, Commercial Auto Liability and Physical Damage, Drone Liability and the renewal of The Business Travel Accident policy for a three-year term December 31, 2024 through December 31, 2027

“RESOLVED: that the Commission authorizes the Executive Director to affect the renewal of the aforementioned Liability and Business Travel Accident insurance policies.”

Commissioner Ciesla addressed the meeting and said:

I have to abstain on this one, too.

Executive Director Resta addressed the meeting and said:

Thank you. For the record, that was Commissioner Ciesla abstaining on this. The resolution passes.

Executive Director Resta reported that there were three affirmative votes from New Jersey, and five affirmative votes from Pennsylvania.

Executive Director Resta then invited any further questions on the Resolution. No further questions were presented, and the Resolution was adopted.

DELAWARE RIVER JOINT TOLL BRIDGE COMMISSION
Meeting of November 25, 2024

WORKERS' COMPENSATION INSURANCE RENEWAL PLAN YEAR DECEMBER 31, 2024, THROUGH DECEMBER 31, 2025

R: 5051-11-24-INS-08-11-24

Executive Director Resta addressed the Meeting and asked the Commission Members, if, after their review, there were any questions.

At the conclusion of the review, Vice Chair Janvey moved and Commissioner Laurenti seconded the adoption of the following Resolution:

“RESOLVED: By the Delaware River Joint Toll Bridge Commission at its Regular Meeting assembled this 25th Day of November 2024, that as recommended by Brown & Brown, our broker for Workers' Compensation coverage, the Commission authorizes the Executive Director to affect the purchase of Workers' Compensation insurance coverage from Crum & Forster on a pre-funded large deductible program with cash collateral for policy year commencing December 31, 2024, to December 31, 2025.”

Executive Director Resta reported that there were four affirmative votes from New Jersey, and five affirmative votes from Pennsylvania.

Commissioner Ciesla addressed the meeting and said:

I was able to vote on this one.

Executive Director Resta addressed the meeting and said:

Thank you. The resolution passes.

Executive Director Resta then invited any further questions on the Resolution. No further questions were presented, and the Resolution was unanimously adopted.

RENEWAL OF UNDERGROUND STORAGE TANK INSURANCE POLICY

R: 5052-11-24-INS-09-11-24

Executive Director Resta addressed the Meeting and asked the Commission Members, if, after their review, there were any questions.

At the conclusion of the review, Commissioner Lavery moved and Vice Chair Janvey seconded the adoption of the following Resolution:

“RESOLVED: By the Delaware River Joint Toll Bridge Commission at its Regular Meeting assembled this 25th Day of November 2024, that the Commission authorizes renewal of the following insurance policy with incumbent carrier for the term December 1, 2024, to December 1, 2025: Pollution Liability Coverage: Underground Tank, E-P

DELAWARE RIVER JOINT TOLL BRIDGE COMMISSION
Meeting of November 25, 2024

“RESOLVED: that the Commission authorizes the Executive Director to affect this renewal, as applicable, of the aforementioned insurance policy.”

Commissioner Ciesla addressed the meeting and said:

I do have to abstain on this one, too.

Executive Director Resta addressed the meeting and said:

For the record, that was Commissioner Ciesla abstaining on this resolution. The resolution passes.

Executive Director Resta reported that there were three affirmative votes from New Jersey, and five affirmative votes from Pennsylvania.

Executive Director Resta then invited any further questions on the Resolution. No further questions were presented, and the Resolution was adopted.

NEW JERSEY E-ZPASS SERVICES (NEXT GENERATION CSC SERVICES), CAPITAL PROJECT 2322A, CONTRACT DB-791A

R: 5053-11-24-ADM-05-11-24

Executive Director Resta addressed the Meeting and asked the Commission Members, if, after their review, there were any questions.

At the conclusion of the review, Chairman Komjathy moved and Vice Chair Janvey seconded the adoption of the following Resolution:

“RESOLVED: By the Delaware River Joint Toll Bridge Commission at its Regular Meeting assembled this 25th Day of November 2024, that the Commission hereby authorizes the Executive Director to execute all agreements with the New Jersey Turnpike Authority (“Authority”), TransCore, LP (Category A - Customer Service Center Services), Emovis Operations North America, Inc. (Category B – License Plate Review Services), Linebarger Goggan Blair & Sampson, LLP and Professional Account Management, LLC (Category C – Collection Services) and a party to be determined for Category D – Merchant Services. The Authority is the lead agency of the New Jersey E-ZPass Group, which includes the South Jersey Transportation Authority (“SJTA”), the Delaware River Port Authority (“DRPA”), the Delaware River and Bay Authority (“DRBA”), the Delaware River Joint Toll Bridge Commission (“DRJTBC”), the Burlington County Bridge Commission (“BCBC”) and the Cape May County Bridge Commission (CMCBC). Each agency operates and maintains its independent toll collection system that interfaces with the New Jersey E-ZPass Customer Service Center.

“RESOLVED: Identify the General Reserve Fund and the Operating Fund as the source of funds required for payment of any invoices.

“RESOLVED: The Executive Director is hereby authorized to approve and execute all necessary contracts on behalf of the Commission.”

DELAWARE RIVER JOINT TOLL BRIDGE COMMISSION
Meeting of November 25, 2024

Executive Director Resta reported that there were four affirmative votes from New Jersey, and five affirmative votes from Pennsylvania.

Executive Director Resta then invited any further questions on the Resolution. No further questions were presented, and the Resolution was unanimously adopted.

STRUCTURAL/CIVIL TASK ORDER AGREEMENT, CONTRACT C-802A, AWARD OF CONTRACT

R: 5054-11-24-ENG-01-11-24

Executive Director Resta addressed the Meeting and asked the Commission Members, if, after their review, there were any questions.

At the conclusion of the review, Commissioner Laurenti moved and Commissioner Christy seconded the adoption of the following Resolution:

“RESOLVED: By the Delaware River Joint Toll Bridge Commission at its Regular Meeting assembled this 25th Day of November 2024, that the Commission award Contract No. C-802A, Structural/Civil Task Order Agreement, to TPD, Inc. of Freehold, NJ for a twenty-four (24) month period for an amount not-to-exceed \$1,000,000.

“RESOLVED: Identify the General Reserve Fund as the source of funds required for payment of any invoices.

“RESOLVED: The Executive Director is hereby authorized to approve and execute all necessary contracts on behalf of the DRJTBC.”

Executive Director Resta reported that there were four affirmative votes from New Jersey, and five affirmative votes from Pennsylvania.

Executive Director Resta then invited any further questions on the Resolution. No further questions were presented, and the Resolution was unanimously adopted.

UHLERSTOWN-FRENCHTOWN TOLL-SUPPORTED BRIDGE REHABILITATION CM/CI SERVICES, CONTRACT CM-642A, AUTHORIZATION TO NEGOTIATE

R: 5055-11-24-ENG-02-11-24

Executive Director Resta addressed the Meeting and asked the Commission Members, if, after their review, there were any questions.

At the conclusion of the review, Chairman Komjathy moved and Commissioner Shahid seconded the adoption of the following Resolution:

DELAWARE RIVER JOINT TOLL BRIDGE COMMISSION
Meeting of November 25, 2024

“RESOLVED: By the Delaware River Joint Toll Bridge Commission at its Regular Meeting assembled this 25th Day of November 2024, that the Commission authorize the Executive Director to negotiate scope and fee with the Consultant(s) whose proposal has been deemed qualified through the RFP procurement process and determined to be fair, reasonable and in the best interest of the Commission.

“RESOLVED: Identify the General Reserve Fund as the source of funds required for payment of any invoices.

“RESOLVED: The Executive Director is hereby authorized to approve and execute all necessary contracts on behalf of the DRJTBC.”

Executive Director Resta reported that there were four affirmative votes from New Jersey, and five affirmative votes from Pennsylvania.

Executive Director Resta then invited any further questions on the Resolution. No further questions were presented, and the Resolution was unanimously adopted.

IN-LANE ALL ELECTRONIC TOLL COLLECTION SYSTEM DESIGN, BUILD AND MAINTAIN, CAPITAL PROJECT-VARIOUS, CONTRACT DB-792A

R: 5056-11-24-ENG-03-11-24

Executive Director Resta addressed the Meeting and asked the Commission Members, if, after their review, there were any questions.

At the conclusion of the review, Commissioner Lavery moved and Commissioner Shahid seconded the adoption of the following Resolution:

“RESOLVED: By the Delaware River Joint Toll Bridge Commission at its Regular Meeting assembled this 25th Day of November 2024, that the Commission authorize the Executive Director to Execute the In-Lane All Electronic Toll Collection System Design, Build and Maintain, DB-792A agreement with TransCore, of Nashville, TN in the amount of \$71,345,911.00, and identify the General Reserve Fund as the source of funds required for payment of any invoices.”

Commissioner Laurenti addressed the meeting and said:

Mr. Resta, may I make a brief comment?

Executive Director Resta addressed the meeting and said:

Yes.

Commissioner Laurenti addressed the meeting and said:

So, while I have not been a proponent of all-electronic tolling, as many of my colleagues on this Commission know, I have come to realize that this is something for the future and we need to move

DELAWARE RIVER JOINT TOLL BRIDGE COMMISSION
Meeting of November 25, 2024

forward and I very much appreciate the Bridge Commission staff having worked diligently with our employees who are toll collectors on finding other opportunities for them. Thank you.

Executive Director Resta addressed the meeting and said:

Okay. Thank you. This resolution has been motioned and seconded. Commissioners in favor please indicate by saying yes.

Vice Chair Janvey addressed the meeting and said:

Do you have the term of the contract, so the people in the audience don't think we are spending that for one year?

Executive Director Resta addressed the meeting and said:

Hold on one second, folks. Mr. Stracciolini, do you know the term of this contract?

Charles Stracciolini, Program Manager of Technology addressed the meeting and said:

The term is 13 years.

Executive Director Resta addressed the meeting and said:

Thank you, sir.

Executive Director Resta reported that there were four affirmative votes from New Jersey, and five affirmative votes from Pennsylvania.

Executive Director Resta then invited any further questions on the Resolution. No further questions were presented, and the Resolution was unanimously adopted.

CREATE TWO TOLL BRIDGE MONITOR I POSITIONS, NORTHERN REGION AND APPOINT THE IDENTIFIED INDIVIDUALS

R: 5057-11-24-PER-01-11-24

Executive Director Resta addressed the Meeting and asked the Commission Members, if, after their review, there were any questions.

At the conclusion of the review, Commissioner Christy moved and Commissioner Lavery seconded the adoption of the following Resolution:

“RESOLVED: By the Delaware River Joint Toll Bridge Commission at its Regular Meeting assembled this 25th Day of November 2024, that the Commission authorizes creation of two Toll Bridge Monitor I positions in the Public Safety & Bridge Security Division and appoint the individuals identified below to those positions. Compensation shall be set at \$58,296 per annum,

DELAWARE RIVER JOINT TOLL BRIDGE COMMISSION
Meeting of November 25, 2024

for each employee, which is the starting salary for this position. The appointment to be made effective January 2025 and pending satisfactory completion of the required personnel processing. Leon Werkheiser Toll Collector, Leroy Bowman Toll Collector.”

Executive Director Resta reported that there were four affirmative votes from New Jersey, and five affirmative votes from Pennsylvania.

Executive Director Resta then invited any further questions on the Resolution. No further questions were presented, and the Resolution was unanimously adopted.

CREATE THREE TOLL-SUPPORTED BRIDGE MONITOR I POSITIONS, SOUTHERN REGION AND APPOINT THE IDENTIFIED INDIVIDUALS

R: 5058-11-24-PER-02-11-24

Executive Director Resta addressed the Meeting and asked the Commission Members, if, after their review, there were any questions.

At the conclusion of the review, Commissioner Laurenti happily moved and Commissioner Shahid seconded the adoption of the following Resolution:

“**RESOLVED:** By the Delaware River Joint Toll Bridge Commission at its Regular Meeting assembled this 25th Day of November 2024, that the Commission authorizes creation of three Toll Supported Bridge Monitor I positions in the Public Safety & Bridge Security Division and appoint the individuals identified below to those positions. Compensation shall be set at \$58,296 per annum, for each employee, which is the starting salary for this position. The appointment to be made effective January 2025 and pending satisfactory completion of the required personnel processing. Laurie Marino Toll Collector, Colleen VanLuvanee, Toll Collector Gino Hernandez Toll Collector.”

Executive Director Resta reported that there were four affirmative votes from New Jersey, and five affirmative votes from Pennsylvania.

Executive Director Resta then invited any further questions on the Resolution. No further questions were presented, and the Resolution was unanimously adopted.

PROMOTION OF MAINTENANCE EMPLOYEES (2) INDIVIDUALS

R: 5059-11-24-PER-03-11-24

Executive Director Resta addressed the Meeting and asked the Commission Members, if, after their review, there were any questions.

At the conclusion of the review, Vice Chair Janvey moved and Commissioner Lavery seconded the adoption of the following Resolution:

DELAWARE RIVER JOINT TOLL BRIDGE COMMISSION
Meeting of November 25, 2024

“RESOLVED: By the Delaware River Joint Toll Bridge Commission at its Regular Meeting assembled this 25th Day of November 2024, that the Commission authorizes the Executive Director to affect the promotion of the following employees, at the stated salaries at the start of the first pay period after the approval of this Resolution to the classifications indicated below: Joseph Bichler EP Maintenance Worker I \$60,385, Kenneth Terry III NHL Maintenance Worker I \$60,385.”

Executive Director Resta reported that there were four affirmative votes from New Jersey, and five affirmative votes from Pennsylvania.

Executive Director Resta then invited any further questions on the Resolution. No further questions were presented, and the Resolution was unanimously adopted.

PROMOTION OF CONTROL CENTER EMPLOYEE (1) INDIVIDUAL

R: 5060-11-24-PER-04-11-24

Executive Director Resta addressed the Meeting and asked the Commission Members, if, after their review, there were any questions.

At the conclusion of the review, Commissioner Lavery moved and Vice Chair Janvey seconded the adoption of the following Resolution:

“RESOLVED: By the Delaware River Joint Toll Bridge Commission at its Regular Meeting assembled this 25th Day of November 2024, that the Commission authorizes the Executive Director to affect the promotion of the following employees, at the stated salaries at the start of the first pay period after the approval of this Resolution to the classifications indicated: Michael Tampier CC Control Center Monitor I, \$59,488.”

Executive Director Resta reported that there were four affirmative votes from New Jersey, and five affirmative votes from Pennsylvania.

Executive Director Resta then invited any further questions on the Resolution. No further questions were presented, and the Resolution was unanimously adopted.

APPROVAL OF RETIREMENT BENEFITS, JOSEPH SANCINITO, TOLL COLLECTOR

R: 5061-11-24-PER-05-11-24

Executive Director Resta addressed the Meeting and asked the Commission Members, if, after their review, there were any questions.

At the conclusion of the review, Vice Chair Janvey moved and Commissioner Lavery seconded the adoption of the following Resolution:

“RESOLVED: By the Delaware River Joint Toll Bridge Commission at its Regular Meeting assembled this 25th Day of November 2024, that subject to applicable practices and procedures,

DELAWARE RIVER JOINT TOLL BRIDGE COMMISSION
Meeting of November 25, 2024

the Commission approves the provision of retirement benefits to Joseph Sancinito, who retired on November 13, 2024.”

Executive Director Resta reported that there were four affirmative votes from New Jersey, and five affirmative votes from Pennsylvania.

Executive Director Resta then invited any further questions on the Resolution. No further questions were presented, and the Resolution was unanimously adopted.

APPROVAL OF RETIREMENT BENEFITS, SCOTT SCHALLER, TOLL COLLECTOR

R: 5062-11-24-PER-06-11-24

Executive Director Resta addressed the Meeting and asked the Commission Members, if, after their review, there were any questions.

At the conclusion of the review, Commissioner Laurenti moved and Commissioner Christy gladly seconded the adoption of the following Resolution:

“RESOLVED: By the Delaware River Joint Toll Bridge Commission at its Regular Meeting assembled this 25th Day of November 2024, that subject to applicable practices and procedures, the Commission approves the provision of retirement benefits to Scott Schaller, who is to retire on January 18, 2025.”

Executive Director Resta reported that there were four affirmative votes from New Jersey, and five affirmative votes from Pennsylvania.

Executive Director Resta then invited any further questions on the Resolution. No further questions were presented, and the Resolution was unanimously adopted.

APPROVAL OF RETIREMENT BENEFITS, CHRISTINE BAKER, DIRECTOR OF CONTRACT COMPLIANCE

R: 5063-11-24-PER-07-11-24

Executive Director Resta addressed the Meeting and asked the Commission Members, if, after their review, there were any questions.

Executive Director Resta addressed the meeting and said:

Commissioner Janvey, may I have a motion?

Vice Chair Janvey addressed the meeting and said:

I knew you were going to do that. Before I make the motion, I want to say that Christine will be missed, and I have known her for many years. She's worked her way up through the Commission.

DELAWARE RIVER JOINT TOLL BRIDGE COMMISSION
Meeting of November 25, 2024

And I'm always happy to see minority women get promoted like she did. I make the motion. We are going to miss her.

Executive Director Resta addressed the meeting and said:

Thank you. Commissioner Lavery, may I have a second?

At the conclusion of the review, Vice Chair Janvey moved and Commissioner Lavery seconded the adoption of the following Resolution:

“RESOLVED: By the Delaware River Joint Toll Bridge Commission at its Regular Meeting assembled this 25th Day of November 2024, that subject to applicable practices and procedures, the Commission approves the provision of retirement benefits to Christine Baker, who is to retire on February 7, 2025.”

Executive Director Resta reported that there were four affirmative votes from New Jersey, and five affirmative votes from Pennsylvania.

Executive Director Resta then invited any further questions on the Resolution. No further questions were presented, and the Resolution was unanimously adopted.

Executive Director Resta addressed the meeting and said:

Coming right back to you, Commissioner Janvey.

Vice Chair Janvey addressed the meeting and said:

I knew you would.

APPROVAL OF RETIREMENT BENEFITS, KAREN IRELAND, TOLL BRIDGE LIEUTENANT

R: 5064-11-24-PER-08-11-24

Executive Director Resta addressed the Meeting and asked the Commission Members, if, after their review, there were any questions.

Executive Director Resta addressed the meeting and said:

Commissioner Janvey, may I have a motion?

Vice Chair Janvey addressed the meeting and said:

Once again, happy to make the motion. I have known Karen Ireland since she has come to work for the Commission at the age of 18. She's worked her way through as a toll collector, as a corporal, a sergeant and now lieutenant and, once again, as a minority woman and I'm happy to see it, but I am very sorry to see her leave. I make a motion to accept her retirement.

DELAWARE RIVER JOINT TOLL BRIDGE COMMISSION
Meeting of November 25, 2024

Executive Director Resta addressed the meeting and said:

Thank you. Commissioner Laurenti, may I have a second?

At the conclusion of the review, Vice Chair Janvey moved and Commissioner Laurenti seconded the adoption of the following Resolution:

“RESOLVED: By the Delaware River Joint Toll Bridge Commission at its Regular Meeting assembled this 25th Day of November 2024, that subject to applicable practices and procedures, the Commission approves the provision of retirement benefits for Karen Ireland, who is to retire on January 24, 2025.”

Executive Director Resta reported that there were four affirmative votes from New Jersey, and five affirmative votes from Pennsylvania.

Executive Director Resta then invited any further questions on the Resolution. No further questions were presented, and the Resolution was unanimously adopted.

Executive Director Resta addressed the meeting and said:

As is common with past practice, we will recite all of our ratifications of legal invoices in a group and do one voice vote for passage of same.

**APPROVAL FOR PAYMENT OF INVOICES, CHIESA, SHAHINIAN & GIANTOMASI,
NJ LABOR COUNSEL**

R: 5065-11-24-ACCT-01-11-24

Executive Director Resta addressed the Meeting and asked the Commission Members, if, after their review, there were any questions.

At the conclusion of the review, Chairman Komjathy moved and Vice Chair Janvey seconded the adoption of the following Resolution:

“RESOLVED: By the Delaware River Joint Toll Bridge Commission at its Regular Meeting assembled this 25th Day of November 2024, authorizes payment of invoices #622975, and #622974, in the total amount due of \$ 3,882.80 for professional services rendered by Chiesa, Shahinian & Giantomasi, New Jersey Labor Counsel.

“RESOLVED: Identifying the Operating Fund as the source of funds required for any and all disbursements.”

Executive Director Resta reported that there were four affirmative votes from New Jersey, and five affirmative votes from Pennsylvania.

Executive Director Resta then invited any further questions on the Resolution. No further questions

DELAWARE RIVER JOINT TOLL BRIDGE COMMISSION
Meeting of November 25, 2024

were presented, and the Resolution was unanimously adopted.

APPROVE PAYMENT OF INVOICES, ARCHER LAW, PA GENERAL COUNSEL

R: 5066-11-24-ACCT-02-11-24

Executive Director Resta addressed the Meeting and asked the Commission Members, if, after their review, there were any questions.

At the conclusion of the review, Chairman Komjathy moved and Vice Chair Janvey seconded the adoption of the following Resolution:

“RESOLVED: By the Delaware River Joint Toll Bridge Commission at its Regular Meeting assembled this 25th Day of November 2024, authorizes payment of invoices #4336582, #4336581, #4336580, #4336579, and #4336578 in the total amount of \$12,600.00 for Professional Services Rendered.

“RESOLVED: Identifying the Operating Fund as the source of funds required for any and all disbursements.”

Executive Director Resta reported that there were four affirmative votes from New Jersey, and five affirmative votes from Pennsylvania.

Executive Director Resta then invited any further questions on the Resolution. No further questions were presented, and the Resolution was unanimously adopted.

APPROVE PAYMENT OF INVOICES, STRADLEY RONON, PA LABOR COUNSEL

R: 5067-11-24-ACCT-03-11-24

Executive Director Resta addressed the Meeting and asked the Commission Members, if, after their review, there were any questions.

At the conclusion of the review, Chairman Komjathy moved and Vice Chair Janvey seconded the adoption of the following Resolution:

“RESOLVED: By the Delaware River Joint Toll Bridge Commission at its Regular Meeting assembled this 25th Day of November 2024, authorizes payment of invoice #24092312 in the total amount of \$ 1,475.00.

“RESOLVED: Identifying the Operating Fund as the source of funds required for any and all disbursements.”

Executive Director Resta reported that there were four affirmative votes from New Jersey, and five affirmative votes from Pennsylvania.

Executive Director Resta then invited any further questions on the Resolution. No further questions

DELAWARE RIVER JOINT TOLL BRIDGE COMMISSION
Meeting of November 25, 2024

were presented, and the Resolution was unanimously adopted.

APPROVE PAYMENT OF INVOICES, FLORIO, PERRUCCI, STEINHARDT AND CAPPELLI, NJ GENERAL COUNSEL

R: 5068-11-24-ACCT-04-11-24

Executive Director Resta addressed the Meeting and asked the Commission Members, if, after their review, there were any questions.

At the conclusion of the review, Chairman Komjathy moved and Vice Chair Janvey seconded the adoption of the following Resolution

“RESOLVED: By the Delaware River Joint Toll Bridge Commission at its Regular Meeting assembled this 25th Day of November 2024, authorizes payment of invoice #637206 in the total amount due of \$ 1,125.00.

“RESOLVED: Identifying the Operating Fund as the source of funds required for any and all disbursements.”

Executive Director Resta reported that there were four affirmative votes from New Jersey, and four affirmative votes from Pennsylvania.

Executive Director Resta then invited any further questions on the Resolution. No further questions were presented, and the Resolution was unanimously adopted.

INVITE ANY COMMENTS FROM THE PUBLIC

Executive Director Resta addressed the meeting and said:

This is the point in the meeting where we invite comments, new business comments. We will start with our folks in the room, the first of which is Ron Weber.

Ron Weber, of Washington Crossing PA. addressed the meeting and said:

No comment.

Executive Director Resta addressed the meeting and said:

Ron Weber, no comment. Thank you. Megan Price, our employee, do you wish to make comment? She left. Kathleen Pisauero, Upper Makefield.

Kathleen Pisauero of Upper Makefield PA. addressed the meeting and said:

I was just wondering when the consultant would have -- do you have any idea when that report would be delivered?

DELAWARE RIVER JOINT TOLL BRIDGE COMMISSION
Meeting of November 25, 2024

Executive Director Resta addressed the meeting and said:

Yes. In about 28 months. It's a 30-month duration contract.

Kathleen Pisauro of Upper Makefield PA addressed the meeting and said:

Thank you.

Chairman Komjathy addressed the meeting and said:

Hey, Joe, I couldn't hear.

Executive Director Resta addressed the meeting and said:

You are going to have a tough time hearing these individuals. I'm sorry. We are having technical difficulties.

Chairman Komjathy addressed the meeting and said:

Could someone repeat the question?

Executive Director Resta addressed the meeting and said:

Ms. Pisauro asked when the report from the consultant for Washington Crossing was going to be delivered. And I answered in 28 months.

Chairman Komjathy addressed the meeting and said:

Twenty-eight months.

Executive Director Resta addressed the meeting and said:

Tim Thomas, Upper Makefield.

Tim Thomas of Upper Makefield PA addressed the meeting and said:

Mr. Resta, Commissioners, during the American Revolutionary War, the Sons of Liberty often convened under the nation's original liberty tree in Boston to discuss their opposition to British rule and the colonies. This historic tree became a beacon of hope to colonists and a symbol of American freedom. In an attempt to stymie these colonists, the British destroyed Boston's liberty tree, and some of the patrons throughout the 13 colonies began to designate new liberty trees. The last known original liberty tree sat on the campus of Saint John's University in Maryland until it was destroyed by Hurricane Floyd in 1999. Today seeds from a sign on the original tree are being collected, grown into seedlings and planted across the Commonwealth. Generously sponsored by and in partnership with the Pennsylvania Free Masons, America's 250 PA liberty tree project includes a certified liberty tree planted in each of Pennsylvania's 67 counties beginning in the fall

DELAWARE RIVER JOINT TOLL BRIDGE COMMISSION
Meeting of November 25, 2024

of 2021 through 2026. So, I'm happy to announce that a tree was planted last month in Washington Crossing Park right near the bridge. So, I just wanted you to know the historic significance of that and how intertwined the bridge is with the history of our country. We look forward to working with you for the 250 PA which will be July 4th, 2026, and, Mr. Resta, if I can comment on a comment, you made a few meetings ago, I can assure you that there is no disinformation being spread by the Upper Makefield Board of Supervisors. Our only wish is to work with this Commission to have a safe bridge that respects the history of Washington Crossing. I wish you all a very safe and Happy Thanksgiving.

Vice Chair Janvey addressed the meeting and said:

Thank you, you too.

Executive Director Resta addressed the meeting and said:

Thank you, sir. Tom Cino, Upper Makefield.

Tim Cino of Upper Makefield PA addressed the meeting and said:

Tom Cino, Upper Makefield Supervisor. As you know, our community remains opposed to the construction of the new bridge which negatively impacts the character of our community, and we are thankful for any and all of your efforts to that bridge. Thank you.

Executive Director Resta addressed the meeting and said:

Heather Buckley, Lambertville.

Heather Buckley of Lambertville addressed the meeting and said:

Hi. I work at one of the businesses near the bridge and at this time I'm wondering if there are any updates that can be shared about the January closure schedule and if there has been any updated projections for the bridge opening in the spring of 2025.

Executive Director Resta addressed the meeting and said:

Yes. This is as of this morning. So, we have -- as you know, the Commission has been working to --

Chairman Komjathy addressed the meeting and said:

Joe? Joe?

Executive Director Resta addressed the meeting and said:

Yes.

DELAWARE RIVER JOINT TOLL BRIDGE COMMISSION
Meeting of November 25, 2024

Chairman Komjathy addressed the meeting and said:

Excuse me. I didn't hear the question, so could I --

Executive Director Resta addressed the meeting and said:

The question was an update on the schedule for New Hope-Lambertville Toll Supported Bridge.

Chairman Komjathy addressed the meeting and said:

Okay. Sorry about that.

Executive Director Resta addressed the meeting and said:

Okay. Thank you, Chair. So, we actually have installed the friction collar in the area where we have some issues with a pin that holds a controlling joint together. It was pretensioned. It's not pretensioned all the way, but it was -- will be pretensioned or tensioned all the way -- I'm sorry -- in January. It's a little complicated. I'm sorry about that. So, we're looking to start the closure, the two-week closure January the 13th.

Heather Buckley of Lambertville addressed the meeting and said:

Was there any projection on the opening of the bridge altogether?

Executive Director Resta addressed the meeting and said:

Two weeks after that. So, we're going to remain with one lane of traffic. It's really probably over the next week or so, we would be removing the temporary walkway and transitioning to the permanent walkway for pedestrians, but we are going to keep one lane of traffic until the bridge is fixed totally.

Heather Buckley of Lambertville addressed the meeting and said:

Thank you.

Executive Director Resta addressed the meeting and said:

Carolyn Gadbois, Lambertville.

Carolyn Gadbois of Lambertville addressed the meeting and said:

Hello, commissioners. Good to see you all again. Heather actually covered most of my questions. During that two-week construction period where the bridge is going to be closed, will the walkway be open also?

Executive Director Resta addressed the meeting and said:

DELAWARE RIVER JOINT TOLL BRIDGE COMMISSION
Meeting of November 25, 2024

No.

Carolyn Gadbois of Lambertville addressed the meeting and said:

Completely closed during that period of time. Will the shuttle be in operation during that time?

Executive Director Resta addressed the meeting and said:

Yeah. I believe so.

Carolyn Gadbois of Lambertville addressed the meeting and said:

Okay. Excellent. Will there be an updated schedule, shuttle schedule that the Chamber of Commerce can help share with the communities? Because we are looking for the employees on either side of the bridge that would need to utilize the shuttle.

Executive Director Resta addressed the meeting and said:

Yeah. We can get that out.

Carolyn Gadbois of Lambertville addressed the meeting and said:

Okay. Excellent. And there's -- again, thank you so much for working with us on the Turkey Trot for this year. We are -- at this point we have over like 850 people pre-registered which is pretty significant, so we are implementing a nice, staggered start. We are also going to proceed with walkers who are slower moving and can clog up the kind of pathway. We are diverting them to an entirely different path, so we will not utilize the walkway for that purpose. During the Turkey Trot, we have managed to sort of divert them and we are going to run the run at a very paced way so that we can, you know, ensure the safety of everybody on the bridge. So, thank you so much. Appreciate you all. Happy Thanksgiving.

Executive Director Resta addressed the meeting and said:

Thank you. Are there on-line attendees that wish to make comment.

Yvette Taylor, Chair of the Upper Makefield Board of Supervisors addressed the meeting and said:

You asked if there was anyone on-line that would like to make a comment? Yes. I have a question.

Executive Director Resta addressed the meeting and said:

Please state your name and your town of residence, for the record, please.

Yvette Taylor, Chair of the Upper Makefield Board of Supervisors addressed the meeting and said:

DELAWARE RIVER JOINT TOLL BRIDGE COMMISSION
Meeting of November 25, 2024

Sure. Yvette Taylor. I'm chair of Upper Makefield Supervisors. And I just wanted to thank you for the communication you sent to Upper Makefield the early part of November. It was communication pertaining to access to the township's right of way for some of the data gathering regarding the bridge. In that communication, you also mentioned /assured us of extensive public involvement in the whole process and you mentioned the development of a website for the project. I'm trying to find out maybe the status of that website since you did mention this is a report that you are trying to accomplish in 28 months. So, is the website up or could you give us an idea when that website might be available for participation?

Executive Director Resta addressed the meeting and said:

The website is – I think the initial website is nearly complete and will be posted. It will contain initial information about the overall NEPA process for this engagement and then basically that's all we have for quite a while until we actually get a chance to do the work, gather the data and start to develop alternatives. I don't have an exact --

Yvette Taylor, Chair of the Upper Makefield Board of Supervisors addressed the meeting and said:

Thank you for that information. I'm sorry. Say that again. Oh, you don't know the exact date.

Executive Director Resta addressed the meeting and said:

I don't have an exact date on the website.

Yvette Taylor, Chair of the Upper Makefield Board of Supervisors addressed the meeting and said:

Thank you.

Executive Director Resta addressed the meeting and said:

Thank you. Anyone else participating by Teams that wishes to make public comment? Thank you.

SCHEDULING OF THE DECEMBER 23, 2024, MEETING

Executive Director Resta addressed the Meeting and stated that the Commission's next meeting is scheduled to be held Monday, December 23, 2024.

This meeting will be called to Order at 10:30 a.m. at the Scudder Falls Administration Building, 1199 Woodside Road, Yardley, PA 19067.

Executive Director Resta assured the Commission Members that an “Official Notice of Meeting” would be forwarded to each and every Member of the Commission.

Executive Director Resta addressed the meeting and said:


May we have a motion for adjournment?

DELAWARE RIVER JOINT TOLL BRIDGE COMMISSION
Meeting of November 25, 2024

ADJOURNMENT

Vice Chair Janvey then moved that the Meeting be adjourned, and Chairman Komjathy seconded. The voice vote was unanimously affirmative, and the Meeting was adjourned at 11:22 a.m., Monday, November 25, 2024.

Prepared and submitted by:


HEATHER L. MCCONNELL
Executive Administrative Generalist/
Commissioner Liaison

Attested by:


ARNOLD J. CONOLINE
Assistant Secretary/Treasurer

Approved by:


JOSEPH J. RESTA
Executive Director



Delaware River
Joint Toll Bridge
Commission

“Preserving Our Past, Enhancing Our Future”

DELAWARE RIVER JOINT TOLL BRIDGE COMMISSION

NEWS RELEASE

FOR: IMMEDIATE RELEASE

SCHEDULE OF DELAWARE RIVER JOINT TOLL BRIDGE COMMISSION COMMITTEE MEETINGS FOR 2025

NOTICE, is hereby given that the Committees of the Delaware River Joint Toll Bridge Commission will meet on the Wednesday, of the week before the Regular Monthly Commission Meetings. Committees are scheduled to begin 9 a.m. in the Training Room at the Scudder Falls Administration Building 1199 Woodside Road Yardley, Pa.

The 2025 Committees Meeting schedule is as follows:

JANUARY 22, 2025
FEBRUARY 19, 2025
MARCH 26, 2025
APRIL 23, 2025
MAY 14, 2025*
JUNE 25, 2025
JULY 23, 2025
AUGUST 20, 2025* (Subject to Cancellation)
SEPTEMBER 17, 2025*
OCTOBER 22, 2025
NOVEMBER 19, 2025
DECEMBER 17, 2025*

For additional information

Please contact:

JOSEPH J. RESTA, EXECUTIVE DIRECTOR (267)394-6520

* Dates with an asterisk are dates that had to be changed from the normal Wednesday of the month, due to holidays



Delaware River
Joint Toll Bridge
Commission

"Preserving Our Past, Enhancing Our Future"

DELAWARE RIVER JOINT TOLL BRIDGE COMMISSION

NEWS RELEASE

FOR: IMMEDIATE RELEASE

**SCHEDULING OF DELAWARE RIVER JOINT TOLL BRIDGE
COMMISSION REGULAR MONTHLY COMMISSION MEETINGS FOR
2025 CALENDAR YEAR**

The scheduling of the Regular Monthly Commission Meetings of the Delaware River Joint Toll Bridge Commission for 2025 is as follows.

JANUARY 27, 2025
FEBRUARY 24, 2025
MARCH 31, 2025
APRIL 28, 2025
MAY 19, 2025*
JUNE 30, 2025
JULY 28, 2025
AUGUST 25, 2025 (Subject to Cancellation)
SEPTEMBER 22, 2025*
OCTOBER 27, 2025
NOVEMBER 24, 2025
DECEMBER 22, 2025*

These meetings will be called to order in the Training Room at the Scudder Falls Administration Building, 1199 Woodside Rd. Yardley Pennsylvania 19067 at 10:30 a.m. If the Commission changes any of the dates or locations as set forth hereinabove, Official Notice will be given in those newspapers specifically designated and covering the jurisdiction of the Commission. Commission Meetings will be open to the Public.

For additional information

Please contact:

JOSEPH J. RESTA, EXECUTIVE DIRECTOR
(267)394-6520

* Dates with an asterisk are dates that had to be changed from the normal last Monday of the month, due to holidays

DELAWARE RIVER JOINT TOLL BRIDGE COMMISSION

Meeting of November 25, 2024

FINANCE

The following Pages reflect the reports on those items assigned to the Finance Department. Each item is reported separately and page numbered accordingly.

DELAWARE RIVER JOINT TOLL BRIDGE COMMISSION

Meeting of November 25, 2024

SUBJECT	DESCRIPTION	PAGE NUMBER
Accounting	Status of Cash Balances at October 31, 2024	1
Accounting	Status of Bond Retirement at October 31, 2024	2
Accounting	Status of Investments at October 31, 2024	3-7
Accounting	Status of Toll Traffic and Revenue & Toll Supported Traffic Month of October 2024 Compared with Month of October 2023	8-23
Accounting	Statistical Summary of Expenditures on Toll Bridges and Toll Supported Bridges Accounts for the Period October 1, 2024, through October 31, 2024	24-32
Accounting	Statement of Revenue and Expenses: Ten Months Period ending October 31, 2024	33

DELAWARE RIVER JOINT TOLL BRIDGE COMMISSION

Meeting of November 25, 2024

There follows Cash Balances of the Commission at October 31, 2024 for the information and review of the Members:

COMMISSION CASH DEPOSITS

Wells Fargo Bank, N. A.

Revenue Fund	3,859,681
Payroll Fund	1,186,890
Insurance Clearing Account	750,000
TOTAL	\$ 5,796,571

CASH DEPOSIT GUARANTEES

Wells Fargo Bank PA ACT 72 FULL BALANCE

DELAWARE RIVER JOINT TOLL BRIDGE COMMISSION

Meeting of November 25, 2024

STATUS OF BRIDGE REVENUE BONDS AT October 31, 2024

	SERIES 2015			SERIES 2017			SERIES 2019A			SERIES 2019B			Total	
Maturity	Yield	Principal Amount	Maturities & Calls	Yield	Principal Amount	Maturities & Calls	Yield	Principal Amount	Maturities & Calls	Yield	Principal Amount	Maturities & Calls	Average Yield	Remaining Outstanding
7/1/2019	0	2,410,000	2,410,000											
7/1/2020	1.62%	2,540,000	2,540,000	1.00%	945,000	945,000	1.17%	505,000	505,000	1.17%	6,015,000	6,015,000		-
7/1/2021	1.86%	2,540,000	2,540,000	1.00%	875,000	875,000	1.20%	435,000	435,000	1.20%	5,945,000	5,945,000		-
7/1/2022	2.10%	2,695,000	2,695,000	1.81%	1,740,000	1,740,000	1.23%	455,000	455,000	1.23%	6,255,000	6,255,000		-
7/1/2022							0.00%							-
7/1/2023	2.34%	2,795,000	2,795,000	2.03%	1,865,000	1,865,000	1.25%	480,000	480,000	1.25%	6,565,000	6,565,000		-
7/1/2024	2.43%	2,935,000	2,935,000	2.31%	1,970,000	1,970,000	1.31%	8,015,000	8,015,000	1.31%	6,830,000	6,830,000		-
7/1/2025	2.55%	3,015,000		2.52%	1,070,000		1.40%	8,170,000		1.40%	7,195,000		1.64%	19,450,000
7/1/2026	2.73%	3,180,000					1.49%	8,585,000		1.49%	7,515,000		1.69%	19,280,000
7/1/2026														-
7/1/2027	3.10%	4,540,000		2.80%	20,000		1.59%	5,800,000		1.59%	7,880,000		1.97%	18,240,000
7/1/2027														-
7/1/2028	3.28%	3,380,000		2.95%	35,000		1.69%	9,410,000		1.69%	8,300,000		1.95%	21,125,000
7/1/2029	3.04%	3,480,000	3,480,000	3.08%	8,380,000		1.77%	3,725,000		1.77%	8,670,000		2.30%	20,775,000
7/1/2030	3.10%	3,670,000	3,670,000	3.19%	8,845,000		1.85%	3,930,000		1.85%	9,045,000		2.39%	21,820,000
7/1/2031	3.14%	3,785,000	3,785,000	3.27%	10,765,000		1.91%	4,055,000		1.91%	9,520,000		2.51%	24,340,000
7/1/2032	3.55%	545,000		3.35%	14,735,000		1.97%	725,000		1.97%	9,995,000		2.79%	26,000,000
7/1/2033	3.56%	10,595,000		3.41%	15,715,000		2.09%	760,000					3.43%	27,070,000
7/1/2034	3.60%	11,020,000		3.47%	16,500,000		2.16%	800,000					3.48%	28,320,000
7/1/2035	3.64%	11,460,000		3.52%	17,325,000		2.21%	835,000					3.53%	29,620,000
7/1/2036	3.73%	11,920,000		3.56%	18,190,000		2.25%	880,000					3.59%	30,990,000
7/1/2037		N/A		3.59%	22,015,000		2.29%	925,000					3.54%	22,940,000
7/1/2038		N/A		3.64%	23,115,000		2.32%	970,000					3.59%	24,085,000
7/1/2039		N/A		3.64%	24,270,000		2.35%	1,020,000					3.59%	25,290,000
7/1/2040		N/A		3.64%	25,485,000		2.50%	1,070,000					3.59%	26,555,000
7/1/2041		N/A		3.64%	26,760,000		2.50%	1,125,000					3.59%	27,885,000
7/1/2042		N/A		3.64%	28,100,000		2.50%	1,180,000					3.59%	29,280,000
7/1/2043		N/A		3.69%	15,930,000		2.50%	1,240,000					3.60%	17,170,000
7/1/2043		N/A		4.04%	13,575,000								4.04%	13,575,000
7/1/2044		N/A		3.69%	16,590,000		2.50%	1,300,000					3.60%	17,890,000
7/1/2044		N/A		4.04%	14,255,000								4.04%	14,255,000
7/1/2045		N/A		3.69%	17,275,000		3.04%	1,365,000					3.64%	18,640,000
7/1/2045		N/A		4.04%	14,965,000								4.04%	14,965,000
7/1/2046		N/A		3.69%	17,990,000		3.04%	1,405,000					3.64%	19,395,000
7/1/2046		N/A		4.04%	15,715,000								4.04%	15,715,000
7/1/2047		N/A		3.69%	18,745,000		3.04%	1,450,000					3.64%	20,195,000
7/1/2047		N/A		4.04%	16,490,000								4.04%	16,490,000
7/1/2048							3.04%	1,490,000					3.04%	1,490,000
7/1/2049							3.04%	1,535,000					3.04%	1,535,000
		\$ 86,505,000	\$ 26,850,000		\$ 430,250,000	\$ 7,395,000		\$ 73,640,000	\$ 9,890,000		\$ 99,730,000	\$ 31,610,000		\$ 614,380,000

Footnote: Series 2012A Bonds were Called on October 17, 2022.



**Delaware River Joint TBC
Purchases Report
Sorted by Fund - Maturity Date
October 1, 2024 - October 31, 2024**

CUSIP	Investment #	Fund	Sec. Type Issuer	Original Par Value	Purchase Date	Payment Periods	Principal Purchased	Accrued Interest at Purchase	Rate at Purchase	Maturity Date	YTM	Ending Book Value
General Reserve Fund												
8923A0ST1	11160	01GRF	ACP TOYOTA	1,305,000.00	10/31/2024	05/27 - At Maturity	1,271,070.00			05/27/2025	4.648	1,271,233.13
63873JU32	11151	01GRF	ACP NATIXI	5,000,000.00	10/08/2024	07/03 - At Maturity	4,835,477.78		4.420	07/03/2025	4.604	4,850,211.11
62479LUR4	11159	01GRF	ACP MITSUB	4,000,000.00	10/31/2024	07/25 - At Maturity	3,870,653.32			07/25/2025	4.531	3,871,137.76
742718BH1	11150	01GRF	FAC PROCT	2,093,000.00	10/03/2024	01/15 - 07/15	2,159,096.94	29,249.68	6.450	01/15/2026	3.897	2,155,091.06
3130B2WX9	11148	01GRF	FAC FHLB	3,000,000.00	10/02/2024	04/01 - 10/01	3,000,000.00	305.58	3.667	10/01/2027	3.667	3,000,000.00
3130B3DA8	11157	01GRF	FAC FHLB	1,470,000.00	10/29/2024	04/15 - 10/15	1,469,265.00	1,250.52	4.375	10/15/2027	4.393	1,469,266.38
3130B3JC8	11158	01GRF	FAC FHLB	1,500,000.00	10/30/2024	04/22 - 10/22	1,500,000.00		4.310	10/22/2027	4.310	1,500,000.00
64952WFF5	11149	01GRF	FAC NYLIFE	1,850,000.00	10/03/2024	01/29 - 07/29	1,897,508.00	15,457.78	4.700	01/29/2029	4.045	1,896,653.10
95662NSL3	11154	01GRF	FAC WESTVA	510,000.00	10/10/2024	05/01 - 11/01	547,551.30		6.000	05/01/2029	4.207	547,070.75
95662NSM1	11155	01GRF	FAC WESTVA	505,000.00	10/10/2024	05/01 - 11/01	544,662.70		6.000	11/01/2029	4.801	544,205.30
			Subtotal	21,233,000.00			21,095,285.04	46,263.56				21,104,868.59
			Total Purchases	21,233,000.00			21,095,285.04	46,263.56				21,104,868.59



**Delaware River Joint TBC
Investment Classification
Sorted by Fund - Maturity Date
October 31, 2024**

DRJTBC

CUSIP	Investment #	Fund	Issuer	Investment Class	Par Value	YTM	Maturity Date	Market Price	Market Date	Market Value	Book Value	Reported Value
Debt Service Fund												
38145C752	10113	01DSF	Goldman Sachs Ila Fed Port	Amort	17,291.70	3.990		100.000	10/31/2024	17,291.70	17,291.70	17,291.70
Subtotal					17,291.70	3.990				17,291.70	17,291.70	17,291.70
General Reserve Fund												
38145C752	10115	01GRF	Goldman Sachs Ila Fed Port	Amort	0.00			100.000	10/31/2024	0.00	0.00	0.00
PAINVEST	10050	01GRF	PA Invest	Amort	0.00			100.000	10/31/2024	0.00	0.00	0.00
PAINVEST	10462	01GRF	PA Invest	Amort	26,242,089.34	4.877		100.000	10/31/2024	26,242,089.34	26,242,089.34	26,242,089.34
86960JL11	11110	01GRF	Svenska Handelsbanken	Fair	3,000,000.00	5.502	11/01/2024	99.986	10/31/2024	2,999,595.00	3,000,000.00	2,999,595.00
64971XYN2	10875	01GRF	NYC Transitional Fin Authority	Fair	5,500,000.00	0.612	11/01/2024	100.000	10/31/2024	5,500,000.00	5,500,000.00	5,500,000.00
05253ALD0	11106	01GRF	ANZ New Zealand International	Fair	2,000,000.00	5.385	11/13/2024	99.828	10/31/2024	1,996,560.00	1,996,580.00	1,996,560.00
742651DX7	10945	01GRF	Private Expt Fdg	Fair	1,310,000.00	2.720	11/15/2024	99.872	10/31/2024	1,308,332.37	1,309,525.57	1,308,332.37
4497W0LM8	11107	01GRF	ING Funding LLC Commercial Pap	Fair	5,000,000.00	5.505	11/21/2024	99.716	10/31/2024	4,985,835.00	4,985,444.44	4,985,835.00
63763PMC0	11109	01GRF	National Securities Clearing	Fair	3,000,000.00	5.341	12/12/2024	99.445	10/31/2024	2,983,365.00	2,982,575.00	2,983,365.00
31849HN73	11115	01GRF	First Abu Dhabi Bank P.J.S.C	Fair	3,000,000.00	5.542	01/07/2025	99.111	10/31/2024	2,973,351.00	2,970,520.00	2,973,351.00
64952WEK5	10926	01GRF	New York Life Global	Fair	1,000,000.00	1.486	01/14/2025	99.123	10/31/2024	991,231.00	999,927.00	991,231.00
3130AN7P9	10889	01GRF	Federal Home Loan Bank	Fair	5,000,000.00	0.397	01/28/2025	99.016	10/31/2024	4,950,805.00	5,000,308.24	4,950,805.00
06741FP43	11135	01GRF	Barclays US Funding LLC	Fair	5,000,000.00	5.384	02/04/2025	98.735	10/31/2024	4,936,775.00	4,932,312.50	4,936,775.00
85324TPA8	11147	01GRF	Standard Chart NY	Fair	2,000,000.00	4.845	02/10/2025	98.659	10/31/2024	1,973,194.00	1,973,347.22	1,973,194.00
55607KPB6	11143	01GRF	Macquarie Group	Fair	4,000,000.00	4.903	02/11/2025	98.655	10/31/2024	3,946,208.00	3,945,599.99	3,946,208.00
13063DGB8	10983	01GRF	State of California	Fair	1,175,000.00	4.580	04/01/2025	99.536	10/31/2024	1,169,548.00	1,169,454.73	1,169,548.00
13063DGB8	11069	01GRF	State of California	Fair	1,125,000.00	4.811	04/01/2025	99.536	10/31/2024	1,119,780.00	1,118,515.63	1,119,780.00
13063DGB8	11117	01GRF	State of California	Fair	2,000,000.00	5.216	04/01/2025	99.536	10/31/2024	1,990,720.00	1,985,166.15	1,990,720.00
20772KGP8	11081	01GRF	Connecticut ST	Fair	2,000,000.00	4.722	04/15/2025	99.377	10/31/2024	1,987,540.00	1,986,075.05	1,987,540.00
98459LAA1	11038	01GRF	Yale University	Fair	1,500,000.00	5.357	04/15/2025	98.053	10/31/2024	1,470,802.50	1,470,964.08	1,470,802.50
63873JRU6	11137	01GRF	ATIXIS NY Brh	Fair	5,000,000.00	5.217	04/28/2025	97.719	10/31/2024	4,885,955.00	4,877,130.56	4,885,955.00
74172WAG1	10910	01GRF	Prince George County Rev Autho	Fair	1,130,000.00	1.002	05/01/2025	99.439	10/31/2024	1,123,660.70	1,144,053.67	1,123,660.70
037833BG4	10923	01GRF	Apple Inc	Fair	3,000,000.00	1.380	05/13/2025	99.153	10/31/2024	2,974,617.00	3,028,344.38	2,974,617.00
8923A0ST1	11160	01GRF	TOYOTA Motor Credit CP	Fair	1,305,000.00	4.647	05/27/2025	97.320	10/31/2024	1,270,029.92	1,271,233.13	1,270,029.92
65558RAA7	10999	01GRF	Nordea Bank	Fair	2,040,000.00	5.030	06/06/2025	99.386	10/31/2024	2,027,476.44	2,023,844.64	2,027,476.44
341271AD6	10894	01GRF	Florida St Brd of Adm	Fair	4,000,000.00	0.752	07/01/2025	97.605	10/31/2024	3,904,200.00	4,014,300.93	3,904,200.00
63873JU32	11151	01GRF	ATIXIS NY Brh	Fair	5,000,000.00	4.604	07/03/2025	96.948	10/31/2024	4,847,425.00	4,850,211.11	4,847,425.00
62479LUR4	11159	01GRF	Mitsubishi UFJ	Fair	4,000,000.00	4.530	07/25/2025	96.715	10/31/2024	3,868,616.00	3,871,137.76	3,868,616.00

Data Updated: ~REPORT~: 11/01/2024 13:08

Run Date: 11/01/2024 - 13:10

Portfolio DRJ
AP
IC (PRF_IC) 7.1.1
Report Ver. 7.3.2

**Delaware River Joint TBC
Investment Classification
October 31, 2024**

CUSIP	Investment #	Fund	Issuer	Investment Class	Par Value	YTM	Maturity Date	Market Price	Market Date	Market Value	Book Value	Reported Value
General Reserve Fund												
3136G4D75	10825	01GRF	Federal National Mtg Assn	Fair	2,500,000.00	0.599	07/29/2025	97.220	10/31/2024	2,430,522.50	2,500,000.00	2,430,522.50
91282CHN4	11031	01GRF	U.S. Treasury	Fair	2,000,000.00	5.063	07/31/2025	100.250	10/31/2024	2,005,000.00	1,995,580.48	2,005,000.00
64952WEU3	10975	01GRF	New York Life Global	Fair	2,000,000.00	5.053	08/05/2025	99.264	10/31/2024	1,985,294.00	1,979,590.79	1,985,294.00
57629WDK3	11035	01GRF	Mass Mutual Global	Fair	2,000,000.00	5.609	08/26/2025	99.632	10/31/2024	1,992,650.00	1,977,580.00	1,992,650.00
74153WCR8	11015	01GRF	Pricoa Global Fund	Fair	2,000,000.00	5.150	08/28/2025	99.512	10/31/2024	1,990,242.00	1,985,329.00	1,990,242.00
91282CJL6	11059	01GRF	U.S. Treasury	Fair	3,000,000.00	4.717	11/30/2025	100.562	10/31/2024	3,016,875.00	3,004,873.70	3,016,875.00
49474E3Z4	10991	01GRF	King County Washington	Fair	560,000.00	4.364	12/01/2025	100.878	10/31/2024	564,916.80	566,005.47	564,916.80
05254JAA8	11004	01GRF	Aust & NZ Banking Group	Fair	3,000,000.00	4.777	12/08/2025	100.495	10/31/2024	3,014,868.00	3,009,434.13	3,014,868.00
592179KD6	11121	01GRF	METLIFE	Fair	2,000,000.00	5.135	01/06/2026	100.449	10/31/2024	2,008,990.00	1,996,874.57	2,008,990.00
592179KD6	11139	01GRF	METLIFE	Fair	2,000,000.00	4.486	01/06/2026	100.449	10/31/2024	2,008,990.00	2,011,539.39	2,008,990.00
742718BH1	11150	01GRF	Procter & Gamble CO	Fair	2,093,000.00	3.897	01/15/2026	102.129	10/31/2024	2,137,576.71	2,155,091.06	2,137,576.71
64966MYL7	10944	01GRF	City of New York	Fair	3,000,000.00	2.642	04/01/2026	98.385	10/31/2024	2,951,550.00	3,025,612.71	2,951,550.00
57629W6F2	11116	01GRF	Mass Mutual Global	Fair	2,250,000.00	5.350	04/10/2026	99.722	10/31/2024	2,243,758.50	2,224,119.25	2,243,758.50
57629W6F2	11120	01GRF	Mass Mutual Global	Fair	2,000,000.00	5.151	04/10/2026	99.722	10/31/2024	1,994,452.00	1,982,218.88	1,994,452.00
06405LAD3	11119	01GRF	Bank of New York Mellon	Fair	3,765,000.00	5.232	05/22/2026	100.084	10/31/2024	3,768,196.49	3,760,296.68	3,768,196.49
58989V2F0	11129	01GRF	Met Tower Global Fund	Fair	2,000,000.00	4.853	06/20/2026	101.403	10/31/2024	2,028,072.00	2,016,818.84	2,028,072.00
54438CYL0	10955	01GRF	Los Angeles CA Community Colle	Fair	1,480,000.00	3.339	08/01/2026	95.357	10/31/2024	1,411,283.60	1,432,972.76	1,411,283.60
826200AD9	11141	01GRF	SIEMENS	Fair	2,500,000.00	4.364	08/17/2026	102.790	10/31/2024	2,569,757.50	2,574,840.36	2,569,757.50
91282CHY0	11041	01GRF	U.S. Treasury	Fair	1,000,000.00	4.911	09/15/2026	100.796	10/31/2024	1,007,968.75	995,042.71	1,007,968.75
06375M3Z6	11034	01GRF	Bank of Montreal	Fair	3,000,000.00	6.157	09/21/2026	98.807	10/31/2024	2,964,228.00	3,000,000.00	2,964,228.00
882724WT0	10915	01GRF	Texas Public Finance Authority	Fair	7,500,000.00	1.289	10/01/2026	101.339	10/31/2024	7,600,425.00	8,014,311.75	7,600,425.00
771196CE0	11128	01GRF	ROCHE HLDGS INC	Fair	3,500,000.00	4.842	11/13/2026	101.091	10/31/2024	3,538,213.00	3,527,929.75	3,538,213.00
5253JAZ4	11142	01GRF	Aust & NZ Banking Group	Fair	3,000,000.00	4.255	01/18/2027	100.618	10/31/2024	3,018,546.00	3,030,776.89	3,018,546.00
64953BBM9	11127	01GRF	New York Life Global	Fair	2,000,000.00	4.837	04/02/2027	100.920	10/31/2024	2,018,408.00	2,002,693.63	2,018,408.00
29446MAE2	11097	01GRF	EQUINOR ASA	Fair	1,000,000.00	4.833	04/06/2027	96.750	10/31/2024	967,500.00	959,046.88	967,500.00
57629W4S6	11126	01GRF	Mass Mutual Global	Fair	3,000,000.00	4.867	04/09/2027	101.398	10/31/2024	3,041,961.00	3,015,564.55	3,041,961.00
166764BX7	11073	01GRF	Chevron Corp	Fair	3,000,000.00	4.379	05/11/2027	94.504	10/31/2024	2,835,129.00	2,833,233.11	2,835,129.00
90327QD97	11124	01GRF	USAA CAP CORP	Fair	5,000,000.00	5.048	06/01/2027	101.756	10/31/2024	5,087,810.00	5,023,793.73	5,087,810.00
649907XF4	11100	01GRF	New York State Dormitory Auth	Fair	1,000,000.00	5.049	07/01/2027	100.598	10/31/2024	1,005,980.00	996,582.24	1,005,980.00
3130B2F42	11138	01GRF	Federal Home Loan Bank	Fair	3,000,000.00	4.579	08/20/2027	99.538	10/31/2024	2,986,140.00	3,000,000.00	2,986,140.00
3130B2QD0	11146	01GRF	Federal Home Loan Bank	Fair	2,500,000.00	4.070	09/10/2027	98.735	10/31/2024	2,468,387.50	2,500,000.00	2,468,387.50
3130B2WX9	11148	01GRF	Federal Home Loan Bank	Fair	3,000,000.00	3.666	10/01/2027	98.139	10/31/2024	2,944,182.00	3,000,000.00	2,944,182.00
3130B3DA8	11157	01GRF	Federal Home Loan Bank	Fair	1,470,000.00	4.393	10/15/2027	99.377	10/31/2024	1,460,844.84	1,469,266.38	1,460,844.84
3130B3JC8	11158	01GRF	Federal Home Loan Bank	Fair	1,500,000.00	4.310	10/22/2027	99.492	10/31/2024	1,492,383.00	1,500,000.00	1,492,383.00
40139LBG7	11098	01GRF	Guardian Life Global Funding	Fair	3,000,000.00	4.853	10/28/2027	102.221	10/31/2024	3,066,648.00	3,056,408.08	3,066,648.00
3130AYCQ7	11067	01GRF	Federal Home Loan Bank	Fair	2,610,000.00	4.999	01/03/2028	100.061	10/31/2024	2,611,599.93	2,610,000.00	2,611,599.93

**Delaware River Joint TBC
Investment Classification
October 31, 2024**

CUSIP	Investment #	Fund	Issuer	Investment Class	Par Value	YTM	Maturity Date	Market Price	Market Date	Market Value	Book Value	Reported Value
General Reserve Fund												
64952WEY5	11111	01GRF	New York Life Global	Fair	3,000,000.00	5.020	01/09/2028	101.150	10/31/2024	3,034,500.00	2,985,145.52	3,034,500.00
3130AYLF1	11094	01GRF	Federal Home Loan Bank	Fair	3,000,000.00	4.535	01/14/2028	99.530	10/31/2024	2,985,918.00	2,998,607.61	2,985,918.00
3134H1PS6	11082	01GRF	Federal Home Loan Mtg Corp	Fair	4,400,000.00	5.013	01/14/2028	100.075	10/31/2024	4,403,304.40	4,398,219.93	4,403,304.40
13063DGC6	11040	01GRF	State of California	Fair	2,000,000.00	5.035	04/01/2028	97.707	10/31/2024	1,954,140.00	1,907,097.21	1,954,140.00
637639AK1	11104	01GRF	National Securities Clearing	Fair	4,000,000.00	4.641	05/30/2028	100.935	10/31/2024	4,037,416.00	4,045,944.55	4,037,416.00
01266HFL8	11050	01GRF	Albemarle Cnty VA Economic Dev	Fair	3,000,000.00	5.260	06/01/2028	101.041	10/31/2024	3,031,230.00	3,003,642.91	3,031,230.00
898365AP6	11066	01GRF	Boston College	Fair	2,550,000.00	4.705	07/01/2028	99.056	10/31/2024	2,525,928.00	2,534,433.02	2,525,928.00
91282CJA0	11042	01GRF	U.S. Treasury	Fair	1,000,000.00	4.806	09/30/2028	101.656	10/31/2024	1,016,562.50	993,732.89	1,016,562.50
67080LAA3	11063	01GRF	Nuveen LLC	Fair	5,000,000.00	5.034	11/01/2028	97.378	10/31/2024	4,868,915.00	4,868,717.45	4,868,915.00
91282CJN2	11060	01GRF	U.S. Treasury	Fair	2,000,000.00	4.257	11/30/2028	100.765	10/31/2024	2,015,312.50	2,008,525.34	2,015,312.50
64952WFF5	11149	01GRF	New York Life Global	Fair	1,850,000.00	4.045	01/29/2029	100.642	10/31/2024	1,861,893.65	1,896,653.10	1,861,893.65
3134H1WS8	11102	01GRF	Federal Home Loan Mtg Corp	Fair	3,400,000.00	5.349	03/07/2029	100.155	10/31/2024	3,405,283.60	3,400,000.00	3,405,283.60
3130B0KB4	11105	01GRF	Federal Home Loan Bank	Fair	3,000,000.00	5.000	03/20/2029	100.412	10/31/2024	3,012,381.00	3,000,000.00	3,012,381.00
3130BORT8	11112	01GRF	Federal Home Loan Bank	Fair	3,000,000.00	5.400	04/10/2029	100.221	10/31/2024	3,006,639.00	3,000,000.00	3,006,639.00
95662NSL3	11154	01GRF	West Virginia Housing Developm	Fair	510,000.00	4.207	05/01/2029	104.966	10/31/2024	535,326.60	547,070.75	535,326.60
3130B22X2	11134	01GRF	Federal Home Loan Bank	Fair	4,000,000.00	5.124	07/24/2029	100.097	10/31/2024	4,003,880.00	4,000,000.00	4,003,880.00
3134HACE1	11136	01GRF	Federal Home Loan Mtg Corp	Fair	4,000,000.00	5.050	08/01/2029	99.976	10/31/2024	3,999,056.00	4,000,000.00	3,999,056.00
3130B2N43	11144	01GRF	Federal Home Loan Bank	Fair	4,000,000.00	4.000	09/10/2029	98.070	10/31/2024	3,922,820.00	4,000,000.00	3,922,820.00
95662NSM1	11155	01GRF	West Virginia Housing Developm	Fair	505,000.00	4.800	11/01/2029	105.220	10/31/2024	531,361.00	544,205.30	531,361.00
Subtotal					243,770,089.34	4.367				242,818,927.64	243,452,084.47	242,818,927.64
Operating Fund												
38145C752	10108	01OF	Goldman Sachs Ila Fed Port	Amort	23,466.68	3.990		100.000	10/31/2024	23,466.68	23,466.68	23,466.68
912797JR9	11090	01OF	U.S. Treasury	Fair	8,375,000.00	4.758	01/23/2025	98.977	10/31/2024	8,289,364.45	8,287,462.52	8,289,364.45
Subtotal					8,398,466.68	4.756				8,312,831.13	8,310,929.20	8,312,831.13
Reserve Maintenance Fund												
38145C752	10106	01RMF	Goldman Sachs Ila Fed Port	Amort	52,010.38	3.990		100.000	10/31/2024	52,010.38	52,010.38	52,010.38
912797JR9	11089	01RMF	U.S. Treasury	Fair	10,350,000.00	4.758	01/23/2025	98.977	10/31/2024	10,244,169.80	10,241,826.51	10,244,169.80
Subtotal					10,402,010.38	4.754				10,296,180.18	10,293,836.89	10,296,180.18
Scudder Falls Insurance Reserv												
38145C752	10506	01SFIR	Goldman Sachs Ila Fed Port	Amort	2,121,777.00	3.990		100.000	10/31/2024	2,121,777.00	2,121,777.00	2,121,777.00
Subtotal					2,121,777.00	3.990				2,121,777.00	2,121,777.00	2,121,777.00

**Delaware River Joint TBC
Investment Classification
October 31, 2024**

CUSIP	Investment #	Fund	Issuer	Investment Class	Par Value	YTM	Maturity Date	Market Price	Market Date	Market Value	Book Value	Reported Value
Construction Fund 2019A												
38145C752	10713	06CF19A	Goldman Sachs Ila Fed Port	Amort	0.00			100.000	10/31/2024	0.00	0.00	0.00
PAINVEST	10752	06CF19A	PA Invest	Amort	4,876,833.77	4.877		100.000	10/31/2024	4,876,833.77	4,876,833.77	4,876,833.77
4497W0MG0	11130	06CF19A	ING Funding LLC Commercial Pap	Fair	3,000,000.00	5.352	12/16/2024	99.385	10/31/2024	2,981,550.00	2,980,350.00	2,981,550.00
Subtotal					7,876,833.77	5.057				7,858,383.77	7,857,183.77	7,858,383.77
Debt Service Reserve Fund Comm												
38145C752	10994	06DSRF	Goldman Sachs Ila Fed Port	Amort	7,967.19	3.990		100.000	10/31/2024	7,967.19	7,967.19	7,967.19
912797JR9	11088	06DSRF	U.S. Treasury	Fair	43,600,000.00	4.759	01/23/2025	98.977	10/31/2024	43,154,183.90	43,145,539.03	43,154,183.90
912797JR9	11092	06DSRF	U.S. Treasury	Fair	8,406,000.00	4.771	01/23/2025	98.977	10/31/2024	8,320,047.47	8,317,896.25	8,320,047.47
Subtotal					52,013,967.19	4.761				51,482,198.56	51,471,402.47	51,482,198.56
2019A Rebate Account												
38145C752	11039	06REB19A	Goldman Sachs Ila Fed Port	Amort	979.96	3.990		100.000	10/31/2024	979.96	979.96	979.96
Subtotal					979.96	3.990				979.96	979.96	979.96
Total					324,601,416.02	4.467				322,908,569.94	323,525,485.46	322,908,569.94

DELAWARE RIVER JOINT TOLL BRIDGE COMMISSION
Meeting of November 25, 2024
TOLL TRAFFIC AND REVENUE STATISTICS (October 2024)

Summary: The Commission recorded an increase in total toll revenue for October 2024 in comparison to the October 2023 traffic and revenue statistics. Total toll traffic also reflected an increase for the month of the October. [It should be noted that 2024 is a leap year. In addition, the Commission had a toll rate increase for Class 1 and Class 11 vehicles effective January 7, 2024].

Analysis of October 2024 / October 2023 toll revenue data comparison:

- Total toll revenue increased by **\$1,543,975** or 9.21 percent at the Commission's eight toll bridges for the month of October.
- Commercial-vehicle toll revenue increased \$565,859 for a 4.86 percent increase.
- Passenger-vehicle toll revenue increased \$978,116 for a 19.07 percent increase.

Analysis of October 2024 / October 2023 traffic data comparison:

- Total toll traffic increased by **176,653** vehicles, or 4.42 percent for the month.
- Commercial-vehicle traffic increased by 30,845 vehicles, or 5.07 percent.
- Passenger-vehicle toll traffic increased by 145,808 vehicles, or 4.31 percent.
- Average daily toll traffic for the Commission's toll bridges for October 2024 was 134,480 total vehicles as compared to the 128,781 total vehicles recorded in October 2023, an increase on average of 5,699 vehicles a day.
- Total recorded westbound traffic volume at the toll supported bridges for October 2024 increased by 29,520 vehicles, or 1.6 percent as compared to October 2023. Average daily westbound traffic on the toll supported bridges was 59,367 vehicles in October 2024 as compared to 58,415 vehicles in October 2023.

Traffic analysis for 2024 YTD:

- Total YTD toll traffic for the eight toll bridges is reflecting a 1.73 percent increase for the first ten months of 2024 as compared to the same ten-month period in 2023.
- Westbound traffic on the ten toll supported bridges reflects a 0.03 percent decrease through the first ten months of 2024 when compared to 2023.

REGION REVIEW:

Southern Region

Total toll traffic at Trenton-Morrisville (TM) reflected a 5.19 percent increase for October 2024 when compared to October 2023 as the result of the increases of 35,766 cars and 585 trucks. The Scudder Falls Bridge recorded a 6.81 percent increase in total toll traffic for October 2024 when compared to October 2023 as the result of increases of 45,664 cars and 1,723 trucks. At New Hope-Lambertville (NHL), an increase of 10,447 cars combined with an increase of 2,559 trucks resulted in an overall increase of 8.63 percent in total toll traffic for October 2024 as compared to October 2023.

Central Region

The I-78 Toll Bridge recorded an increase of 2.49 percent in total toll traffic for the month of October 2024 when compared to October 2023 as the result of the increases of 11,250 cars and 12,355 trucks. At the Easton-Phillipsburg (EP) Toll Bridge, an increase of 11,465 passenger vehicles combined with an increase of 4,839 trucks generated a 3.54 percent increase in total toll traffic for October 2024 as compared to October 2023.

Northern Region

Portland-Columbia (PC) recorded a 3.82 percent increase in total toll traffic during October 2024 compared to October 2023 as the result of increases of 2,986 automobiles and 1,634 trucks. At the Delaware Water Gap (DWG) Toll Bridge, the increase of 26,325 passenger vehicles and the increase of 6,677 trucks generated a 4.06 percent increase in total toll traffic for October 2024 when compared to October 2023. At Milford-Montague (MM), an increase of 1,905 passenger vehicles combined with an increase of 473 trucks produced a 2.32 percent increase in total toll traffic for the month of October 2024 as compared to October 2023.

E-ZPass Penetration Rates

The table below provides a comparison of the E-ZPass penetration rates for the Commission's eight (8) toll bridges for the months of October 2024 and October 2023, and the year-to-date periods ending October 31, 2024 and October 31, 2023.

		<i>E-ZPass</i> PENETRATION RATES					
		Oct. 2024	Oct. 2023	Change in Monthly Percentage	YTD 2024	YTD 2023	Change in YTD Percentage
All Toll Bridges	Cars	85.49	88.34	-2.85	84.78	87.88	-3.10
	Trucks	87.99	96.20	-8.21	87.99	96.05	-8.06
	Total	85.87	89.54	-3.67	85.26	89.07	-3.81
Trenton - Morrisville	Cars	83.86	88.53	-4.67	83.80	88.09	-4.29
	Trucks	86.51	96.58	-10.07	86.10	96.07	-9.97
	Total	84.14	89.41	-5.27	84.04	88.87	-4.83
Scudder Falls	Cars	92.02	91.96	0.06	91.95	91.88	0.07
	Trucks	89.66	89.08	0.58	89.67	89.57	0.10
	Total	91.90	91.81	0.09	91.83	91.76	0.07
New Hope - Lambertville	Cars	93.53	94.42	-0.89	92.95	94.38	-1.43
	Trucks	89.18	95.95	-6.77	89.88	95.60	-5.72
	Total	93.16	94.53	-1.37	92.69	94.47	-1.78
I-78	Cars	82.06	86.71	-4.65	81.09	85.99	-4.90
	Trucks	88.62	97.30	-8.68	88.81	97.18	-8.37
	Total	84.10	89.95	-5.85	83.42	89.29	-5.87
Easton - Phillipsburg	Cars	86.30	89.56	-3.26	86.22	89.20	-2.98
	Trucks	85.46	91.94	-6.48	85.65	91.90	-6.25
	Total	86.23	89.72	-3.49	86.18	89.38	-3.20
Portland - Columbia	Cars	87.94	86.12	1.82	86.00	85.77	0.23
	Trucks	89.45	95.84	-6.39	88.00	95.95	-7.95
	Total	88.11	87.13	0.98	86.22	86.78	-0.56
Delaware Water Gap	Cars	80.71	85.06	-4.35	79.81	84.67	-4.86
	Trucks	87.49	96.76	-9.27	87.41	96.51	-9.10
	Total	81.92	87.14	-5.22	81.13	86.65	-5.52
Milford - Montague	Cars	88.05	84.72	3.33	85.13	84.58	0.55
	Trucks	85.94	88.40	-2.46	84.73	87.51	-2.78
	Total	87.96	84.86	3.10	85.12	84.67	0.45

The Commission implemented toll-by-plate functionality at seven toll plazas in January 2024 and changed the way to calculate the E-ZPass Penetration rate for those seven toll bridges to be similar with how the calculation is completed at its AET Scudder Falls Bridge. For all toll bridges, E-ZPass penetration rate is now calculated by dividing the sum of E-ZPass transactions and itoll/vtoll transactions, over total transaction volume. Prior to year 2024, for non-AET bridges, E-ZPass penetration rate was calculated by dividing all non-cash transactions, which includes both E-ZPass and violation transactions, over total transaction volume. Starting 11pm on June 16th, 2024, the Commission ceased cash toll collections at NH, PC and MM, which impacted EZPass Penetration rate for those three plazas.

DELAWARE RIVER JOINT TOLL BRIDGE COMMISSION
ALL TOLL BRIDGES
COMPARATIVE STATEMENT OF TOLL TRAFFIC AND REVENUE

OCTOBER 2024

JANUARY 1, 2023 OCTOBER 31, 2023 304 DAYS		JANUARY 1, 2024 OCTOBER 31, 2024 305 DAYS		MONTH OF OCTOBER 2024 31 DAYS		MONTH OF OCTOBER 2023 31 DAYS		
NUMBER OF VEHICLES	TOTAL REVENUE	NUMBER OF VEHICLES	TOTAL REVENUE	VEHICLE CLASS	NUMBER OF VEHICLES	TOTAL REVENUE	NUMBER OF VEHICLES	TOTAL REVENUE
32,863,545	\$ 50,641,638.15	33,202,464	\$ 57,823,003.30	Passenger	3,529,938	\$ 6,128,559.15	3,384,130	\$ 5,215,259.75
-	(894,172.85)	-	(296,946.75)	Discounts *	-	(22,184.00)	-	(87,000.75)
32,863,545	\$ 49,747,465.30	33,202,464	\$ 57,526,056.55	TOTAL PASSENGER	3,529,938	\$ 6,106,375.15	3,384,130	\$ 5,128,259.00
1,028,810	9,414,481.25	1,187,553	10,857,946.30	2-Axle Trucks	128,314	1,172,929.00	119,004	1,089,105.00
398,690	5,446,246.80	412,212	5,639,025.00	3-Axle Trucks	46,436	635,193.00	43,873	600,310.50
493,151	9,001,752.80	451,013	8,246,168.00	4-Axle Trucks	49,767	910,730.00	52,804	966,078.00
3,589,958	81,743,806.00	3,775,398	85,994,995.00	5-Axle Trucks	403,573	9,192,307.50	382,847	8,727,452.50
81,999	2,226,045.00	90,171	2,448,501.00	6-Axle Trucks	9,966	270,939.00	9,260	251,928.00
2,406	82,339.00	4,670	155,524.50	7-Axle Trucks	872	28,573.00	295	9,939.00
5,595,014	\$ 107,914,670.85	5,921,017	\$ 113,342,159.80	TOTAL TRUCKS	638,928	\$ 12,210,671.50	608,083	\$ 11,644,813.00
38,458,559	\$ 157,662,136.15	39,123,481	\$ 170,868,216.35	TOTAL TOLL VEHICLES	4,168,866	\$ 18,317,046.65	3,992,213	16,773,072.00
126,508	\$ 518,625.45	128,274	\$ 560,223.66	DAILY AVERAGE	134,480	\$ 590,872.47	128,781	\$ 541,066.84
YTD Rate Change				MTD Rate Change Traffic				
Traffic (toll)		1.73%		Traffic (toll)		4.42%		
Autos		1.03%		Autos		4.31%		
Trucks		5.83%		Trucks		5.07%		
Revenue		8.38%		Revenue		9.21%		
Autos		15.64%		Autos		19.07%		
Trucks		5.03%		Trucks		4.86%		

* "Discounts" The Commuter Discount was eliminated effective January 1st, 2024. The commuter discount reported in the January 2024 Comparatives represented the discounts issued for trips made in December 2023. "Discounts" now represents adjustments for employee and Commission vehicle non-revenue crossings.

NOTE: On January 7, 2024 the Commission increased the *E-ZPass* toll rate for both Class 1 and Class 11 vehicles. The *E-ZPass* toll rate for a Class 1 vehicle was raised from \$1.25 to \$1.50 and the *E-ZPass* toll rate for a Class 11 vehicle was raised from \$3.25 to \$3.50

DELAWARE RIVER JOINT TOLL BRIDGE COMMISSION
TRENTON - MORRISVILLE TOLL BRIDGE
COMPARATIVE STATEMENT OF TOLL TRAFFIC AND REVENUE

OCTOBER 2024

JANUARY 1, 2023 OCTOBER 31, 2023 304 DAYS		JANUARY 1, 2024 OCTOBER 31, 2024 305 DAYS		MONTH OF OCTOBER 2024 31 DAYS		MONTH OF OCTOBER 2023 31 DAYS		
NUMBER OF VEHICLES	TOTAL REVENUE	NUMBER OF VEHICLES	TOTAL REVENUE	VEHICLE CLASS	NUMBER OF VEHICLES	TOTAL REVENUE	NUMBER OF VEHICLES	TOTAL REVENUE
6,028,319	\$ 9,297,802.50	6,160,664	\$ 10,797,898.25	Passenger	658,910	\$ 1,158,064.25	623,144	\$ 956,909.75
	(160,709.84)		(43,162.75)	Discounts *		(2,727.00)		(15,903.59)
6,028,319	\$ 9,137,092.66	6,160,664	\$ 10,754,735.50	TOTAL PASSENGER	658,910	\$ 1,155,337.25	623,144	\$ 941,006.16
176,832	1,613,908.25	232,132	2,119,553.00	2-Axle Trucks	24,950	227,836.00	22,784	207,933.00
105,119	1,434,846.30	115,476	1,580,143.50	3-Axle Trucks	13,343	182,350.50	13,553	185,352.00
108,262	1,975,634.80	98,437	1,803,188.00	4-Axle Trucks	9,334	170,882.00	12,937	236,650.00
264,668	6,048,631.00	267,568	6,117,492.50	5-Axle Trucks	28,673	655,460.00	27,365	625,825.00
3,991	109,074.00	7,293	199,773.00	6-Axle Trucks	1,028	28,119.00	551	15,087.00
200	6,471.50	2,096	66,976.00	7-Axle Trucks	506	16,117.50	59	1,883.00
659,072	\$ 11,188,565.85	723,002	\$ 11,887,126.00	TOTAL TRUCKS	77,834	\$ 1,280,765.00	77,249	\$ 1,272,730.00
6,687,391	\$ 20,325,658.51	6,883,666	\$ 22,641,861.50	TOTAL TOLL VEHICLES	736,744	\$ 2,436,102.25	700,393	\$ 2,213,736.16
21,998	\$ 66,860.72	22,569	\$ 74,235.61	DAILY AVERAGE	23,766	\$ 78,583.94	22,593	\$ 71,410.84
Rate Change				Rate Change				
Traffic (toll)		2.94%		Traffic (toll)		5.19%		
Autos		2.20%		Autos		5.74%		
Trucks		9.70%		Trucks		0.76%		
Revenue		11.40%		Revenue		10.04%		
Autos		17.70%		Autos		22.78%		
Trucks		6.24%		Trucks		0.63%		

DELAWARE RIVER JOINT TOLL BRIDGE COMMISSION
 SCUDDER FALLS TOLL BRIDGE
 COMPARATIVE STATEMENT OF TOLL TRAFFIC AND REVENUE

OCTOBER 2024

JANUARY 1, 2023 OCTOBER 31, 2023 304 DAYS		JANUARY 1, 2024 OCTOBER 31, 2024 305 DAYS		MONTH OF OCTOBER 2024 31 DAYS		MONTH OF OCTOBER 2023 31 DAYS		
NUMBER OF VEHICLES	TOTAL REVENUE	NUMBER OF VEHICLES	TOTAL REVENUE	VEHICLE CLASS	NUMBER OF VEHICLES	TOTAL REVENUE	NUMBER OF VEHICLES	TOTAL REVENUE
6,124,881	\$ 8,587,286.65	6,361,985	\$ 10,344,431.30	Passenger	704,996	\$ 1,148,537.15	659,332	\$ 923,632.00
	(160,043.41)		(46,405.29)	Discounts *		(2,557.00)		(15,756.72)
6,124,881	\$ 8,427,243.24	6,361,985	\$ 10,298,026.01	TOTAL PASSENGER	704,996	\$ 1,145,980.15	659,332	\$ 907,875.28
145,116	1,319,277.00	172,766	1,570,294.30	2-Axle Trucks	19,294	175,484.00	18,460	167,788.00
30,782	419,754.00	31,348	426,468.00	3-Axle Trucks	3,271	44,583.00	3,061	41,845.50
24,820	452,876.00	23,161	423,252.00	4-Axle Trucks	2,637	48,168.00	2,518	46,058.00
116,830	2,663,567.50	115,415	2,631,180.00	5-Axle Trucks	12,671	288,620.00	12,156	277,467.50
1,544	42,027.00	1,975	53,904.00	6-Axle Trucks	197	5,460.00	150	4,092.00
187	6,237.00	204	7,028.50	7-Axle Trucks	20	695.00	22	762.50
319,279	\$ 4,903,738.50	344,869	\$ 5,112,126.80	TOTAL TRUCKS	38,090	\$ 563,010.00	36,367	\$ 538,013.50
6,444,160	\$ 13,330,981.74	6,706,854	\$ 15,410,152.81	TOTAL TOLL VEHICLES	743,086	\$ 1,708,990.15	695,699	\$ 1,445,888.78
21,198	\$ 43,851.91	21,990	\$ 50,525.09	DAILY AVERAGE	23,971	\$ 55,128.71	22,442	\$ 46,641.57
Rate Change				Rate Change				
Traffic (toll)		4.08%		Traffic (toll)		6.81%		
Autos		3.87%		Autos		6.93%		
Trucks		8.01%		Trucks		4.74%		
Revenue				Revenue				
Autos		15.60%		Autos		18.20%		
Trucks		22.20%		Trucks		26.23%		
		4.25%				4.65%		

DELAWARE RIVER JOINT TOLL BRIDGE COMMISSION
 NEW HOPE - LAMBERTVILLE TOLL BRIDGE
 COMPARATIVE STATEMENT OF TOLL TRAFFIC AND REVENUE

OCTOBER 2024

JANUARY 1, 2023 OCTOBER 31, 2023 304 DAYS		JANUARY 1, 2024 OCTOBER 31, 2024 305 DAYS		MONTH OF OCTOBER 2024 31 DAYS		MONTH OF OCTOBER 2023 31 DAYS		
NUMBER OF VEHICLES	TOTAL REVENUE	NUMBER OF VEHICLES	TOTAL REVENUE	VEHICLE CLASS	NUMBER OF VEHICLES	TOTAL REVENUE	NUMBER OF VEHICLES	TOTAL REVENUE
1,246,062	\$ 1,757,905.00	1,288,914	\$ 2,097,052.50	Passenger	149,713	\$ 242,827.00	139,266	\$ 196,692.50
	(47,421.15)		(26,967.08)	Discounts *		(2,285.00)		(3,958.02)
1,246,062	\$ 1,710,483.85	1,288,914	\$ 2,070,085.42	TOTAL PASSENGER	149,713	\$ 240,542.00	139,266	\$ 192,734.48
44,915	409,307.00	56,236	511,593.00	2-Axle Trucks	7,266	66,261.00	5,153	46,975.00
12,779	173,655.00	11,853	161,467.50	3-Axle Trucks	1,421	19,342.50	1,221	16,620.00
8,379	153,094.00	8,717	159,776.00	4-Axle Trucks	981	17,962.00	812	14,820.00
36,057	818,382.50	38,824	882,472.50	5-Axle Trucks	3,922	89,102.50	3,849	87,402.50
2,877	77,970.00	3,110	84,471.00	6-Axle Trucks	324	8,778.00	318	8,640.00
33	1,053.50	33	1,064.00	7-Axle Trucks	1	31.50	3	101.50
105,040	\$ 1,633,462.00	118,773	\$ 1,800,844.00	TOTAL TRUCKS	13,915	\$ 201,477.50	11,356	\$ 174,559.00
1,351,102	\$ 3,343,945.85	1,407,687	\$ 3,870,929.42	TOTAL TOLL VEHICLES	163,628	\$ 442,019.50	150,622	\$ 367,293.48
4,444	\$ 10,999.82	4,615	\$ 12,691.57	DAILY AVERAGE	5,278	\$ 14,258.69	4,859	\$ 11,848.18
Rate Change				Rate Change				
Traffic (toll)		4.19%		Traffic (toll)		8.63%		
Autos		3.44%		Autos		7.50%		
Trucks		13.07%		Trucks		22.53%		
Revenue		15.76%		Revenue		20.35%		
Autos		21.02%		Autos		24.80%		
Trucks		10.25%		Trucks		15.42%		

DELAWARE RIVER JOINT TOLL BRIDGE COMMISSION
 I78 TOLL BRIDGE
 COMPARATIVE STATEMENT OF TOLL TRAFFIC AND REVENUE

OCTOBER 2024

JANUARY 1, 2023 OCTOBER 31, 2023 304 DAYS		JANUARY 1, 2024 OCTOBER 31, 2024 305 DAYS		MONTH OF OCTOBER 2024 31 DAYS		MONTH OF OCTOBER 2023 31 DAYS		
NUMBER OF VEHICLES	TOTAL REVENUE	NUMBER OF VEHICLES	TOTAL REVENUE	VEHICLE CLASS	NUMBER OF VEHICLES	TOTAL REVENUE	NUMBER OF VEHICLES	TOTAL REVENUE
6,463,420	\$ 10,437,475.00 (154,549.72)	6,524,603	\$ 11,765,713.75 (25,096.40)	Passenger Discounts *	670,123	\$ 1,203,563.25 (779.50)	658,873	\$ 1,066,599.25 (15,078.78)
6,463,420	\$ 10,282,925.28	6,524,603	\$ 11,740,617.35	TOTAL PASSENGER	670,123	\$ 1,202,783.75	658,873	\$ 1,051,520.47
284,652	2,610,181.00	307,894	2,822,956.00	2-Axle Trucks	31,772	291,405.00	32,439	297,514.00
136,870	1,870,743.00	132,035	1,805,872.50	3-Axle Trucks	14,758	201,850.50	13,808	189,031.50
198,494	3,617,490.00	187,480	3,423,078.00	4-Axle Trucks	22,572	413,158.00	20,226	369,764.00
2,037,462	46,366,875.00	2,142,134	48,751,765.00	5-Axle Trucks	227,527	5,178,035.00	217,981	4,966,042.50
48,148	1,306,482.00	50,420	1,367,475.00	6-Axle Trucks	5,612	152,340.00	5,585	151,848.00
966	32,875.50	1,420	47,868.00	7-Axle Trucks	254	8,463.50	101	3,349.50
2,706,592	\$ 55,804,646.50	2,821,383	\$ 58,219,014.50	TOTAL TRUCKS	302,495	\$ 6,245,252.00	290,140	\$ 5,977,549.50
9,170,012	\$ 66,087,571.78	9,345,986	\$ 69,959,631.85	TOTAL TOLL VEHICLES	972,618	\$ 7,448,035.75	949,013	\$ 7,029,069.97
30,165	\$ 217,393.33	30,643	\$ 229,375.84	DAILY AVERAGE	31,375	\$ 240,259.22	30,613	\$ 226,744.19

Rate Change

Traffic (toll)	1.92%
Autos	0.95%
Trucks	4.24%
Revenue	5.86%
Autos	14.18%
Trucks	4.33%

Rate Change

Traffic (toll)	2.49%
Autos	1.71%
Trucks	4.26%
Revenue	5.96%
Autos	14.39%
Trucks	4.48%

DELAWARE RIVER JOINT TOLL BRIDGE COMMISSION
 EASTON - PHILLIPSBURG TOLL BRIDGE
 COMPARATIVE STATEMENT OF TOLL TRAFFIC AND REVENUE

OCTOBER 2024

JANUARY 1, 2023 OCTOBER 31, 2023 304 DAYS		JANUARY 1, 2024 OCTOBER 31, 2024 305 DAYS		MONTH OF OCTOBER 2024 31 DAYS		MONTH OF OCTOBER 2023 31 DAYS		
NUMBER OF VEHICLES	TOTAL REVENUE	NUMBER OF VEHICLES	TOTAL REVENUE	VEHICLE CLASS	NUMBER OF VEHICLES	TOTAL REVENUE	NUMBER OF VEHICLES	TOTAL REVENUE
4,188,128	\$ 6,321,630.75 (119,408.24)	4,109,459	\$ 7,061,512.25 (35,920.26)	Passenger Discounts *	439,773	\$ 757,362.00 (2,405.50)	428,308	\$ 645,425.00 (12,239.18)
4,188,128	\$ 6,202,222.51	4,109,459	\$ 7,025,591.99	TOTAL PASSENGER	439,773	\$ 754,956.50	428,308	\$ 633,185.82
116,646	1,066,502.00	119,608	1,094,680.00	2-Axle Trucks	13,066	119,591.00	11,710	107,334.00
26,540	361,857.00	32,599	448,305.00	3-Axle Trucks	3,951	54,453.00	3,047	41,725.50
27,850	509,212.00	29,532	539,436.00	4-Axle Trucks	3,096	56,516.00	2,951	53,992.00
129,295	2,946,872.50	147,462	3,366,342.50	5-Axle Trucks	16,233	370,490.00	13,882	317,482.50
1,447	39,267.00	1,587	43,332.00	6-Axle Trucks	204	5,610.00	124	3,369.00
116	3,704.50	36	1,162.00	7-Axle Trucks	8	259.00	5	161.00
301,894	\$ 4,927,415.00	330,824	\$ 5,493,257.50	TOTAL TRUCKS	36,558	\$ 606,919.00	31,719	\$ 524,064.00
4,490,022	\$ 11,129,637.51	4,440,283	\$ 12,518,849.49	TOTAL TOLL VEHICLES	476,331	\$ 1,361,875.50	460,027	\$ 1,157,249.82
14,770	\$ 36,610.65	14,558	\$ 41,045.41	DAILY AVERAGE	15,366	\$ 43,931.47	14,840	\$ 37,330.64
Rate Change				Rate Change				
Traffic (toll)		-1.11%		Traffic (toll)		3.54%		
Autos		-1.88%		Autos		2.68%		
Trucks		9.58%		Trucks		15.26%		
Revenue		12.48%		Revenue		17.68%		
Autos		13.28%		Autos		19.23%		
Trucks		11.48%		Trucks		15.81%		

DELAWARE RIVER JOINT TOLL BRIDGE COMMISSION
 PORTLAND - COLUMBIA TOLL BRIDGE
 COMPARATIVE STATEMENT OF TOLL TRAFFIC AND REVENUE

OCTOBER 2024

JANUARY 1, 2023 OCTOBER 31, 2023 304 DAYS		JANUARY 1, 2024 OCTOBER 31, 2024 305 DAYS		MONTH OF OCTOBER 2024 31 DAYS		MONTH OF OCTOBER 2023 31 DAYS		
NUMBER OF VEHICLES	TOTAL REVENUE	NUMBER OF VEHICLES	TOTAL REVENUE	VEHICLE CLASS	NUMBER OF VEHICLES	TOTAL REVENUE	NUMBER OF VEHICLES	TOTAL REVENUE
1,050,236	\$ 1,642,601.25 (41,584.50)	998,020	\$ 1,727,439.75 (39,482.36)	Passenger Discounts *	111,430	\$ 190,214.00 (4,309.50)	108,444	\$ 169,355.25 (3,075.16)
1,050,236	\$ 1,601,016.75	998,020	\$ 1,687,957.39	TOTAL PASSENGER	111,430	\$ 185,904.50	108,444	\$ 166,280.09
23,166	212,764.00	31,207	284,270.00	2-Axle Trucks	3,746	34,015.00	3,036	27,889.00
10,336	142,245.00	11,863	162,475.50	3-Axle Trucks	1,285	17,533.50	1,158	15,898.50
41,264	754,102.00	39,990	731,332.00	4-Axle Trucks	4,309	78,688.00	3,807	69,904.00
40,013	908,287.50	41,207	937,337.50	5-Axle Trucks	4,772	108,625.00	4,500	102,317.50
277	7,554.00	336	9,210.00	6-Axle Trucks	56	1,524.00	32	876.00
19	609.00	10	322.00	7-Axle Trucks	3	98.00	4	133.00
115,075	\$ 2,025,561.50	124,613	\$ 2,124,947.00	TOTAL TRUCKS	14,171	\$ 240,483.50	12,537	\$ 217,018.00
1,165,311	\$ 3,626,578.25	1,122,633	\$ 3,812,904.39	TOTAL TOLL VEHICLES	125,601	\$ 426,388.00	120,981	\$ 383,298.09
3,833	\$ 11,929.53	3,681	\$ 12,501.33	DAILY AVERAGE	4,052	\$ 13,754.45	3,903	\$ 12,364.45
Rate Change				Rate Change				
Traffic (toll)		-3.66%		Traffic (toll)		3.82%		
Autos		-4.97%		Autos		2.75%		
Trucks		8.29%		Trucks		13.03%		
Revenue		5.14%		Revenue		11.24%		
Autos		5.43%		Autos		11.80%		
Trucks		4.91%		Trucks		10.81%		

DELAWARE RIVER JOINT TOLL BRIDGE COMMISSION
 DELAWARE WATER GAP TOLL BRIDGE
 COMPARATIVE STATEMENT OF TOLL TRAFFIC AND REVENUE

OCTOBER 2024

JANUARY 1, 2023 OCTOBER 31, 2023 304 DAYS		JANUARY 1, 2024 OCTOBER 31, 2024 305 DAYS		MONTH OF OCTOBER 2024 31 DAYS		MONTH OF OCTOBER 2023 31 DAYS		
NUMBER OF VEHICLES	TOTAL REVENUE	NUMBER OF VEHICLES	TOTAL REVENUE	VEHICLE CLASS	NUMBER OF VEHICLES	TOTAL REVENUE	NUMBER OF VEHICLES	TOTAL REVENUE
6,763,287	\$ 11,013,858.50	6,762,532	\$ 12,289,573.00	Passenger	694,224	\$ 1,255,799.75	667,899	\$ 1,099,606.00
-	(166,197.40)	-	(41,926.25)	Discounts *	-	(2,574.00)	-	(16,465.62)
6,763,287	\$ 10,847,661.10	6,762,532	\$ 12,247,646.75	TOTAL PASSENGER	694,224	\$ 1,253,225.75	667,899	\$ 1,083,140.38
215,394	1,979,339.00	240,087	2,202,023.00	2-Axle Trucks	25,130	230,109.00	22,785	209,447.00
73,102	999,492.00	73,593	1,006,759.50	3-Axle Trucks	8,121	111,108.00	7,744	105,949.50
81,687	1,495,054.00	61,560	1,126,634.00	4-Axle Trucks	6,612	121,224.00	9,316	170,490.00
959,170	21,843,732.50	1,016,345	23,161,335.00	5-Axle Trucks	109,099	2,486,567.50	102,463	2,336,005.00
23,498	637,779.00	25,127	681,558.00	6-Axle Trucks	2,515	68,292.00	2,470	67,200.00
882	31,290.00	863	30,834.50	7-Axle Trucks	79	2,873.50	101	3,548.50
1,353,733	\$ 26,986,686.50	1,417,575	\$ 28,209,144.00	TOTAL TRUCKS	151,556	\$ 3,020,174.00	144,879	\$ 2,892,640.00
8,117,020	\$ 37,834,347.60	8,180,107	\$ 40,456,790.75	TOTAL TOLL VEHICLES	845,780	\$ 4,273,399.75	812,778	\$ 3,975,780.38
26,701	\$ 124,455.09	26,820	\$ 132,645.22	DAILY AVERAGE	27,283	\$ 137,851.60	26,219	\$ 128,250.98
Rate Change				Rate Change				
Traffic (toll)		0.78%		Traffic (toll)		4.06%		
Autos		-0.01%		Autos		3.94%		
Trucks		4.72%		Trucks		4.61%		
Revenue				Revenue				
Autos		12.91%		Autos		15.70%		
Trucks		4.53%		Trucks		4.41%		

DELAWARE RIVER JOINT TOLL BRIDGE COMMISSION
MILFORD - MONTAGUE TOLL BRIDGE
COMPARATIVE STATEMENT OF TOLL TRAFFIC AND REVENUE

OCTOBER 2024

JANUARY 1, 2023 OCTOBER 31, 2023 304 DAYS		JANUARY 1, 2024 OCTOBER 31, 2024 305 DAYS		MONTH OF OCTOBER 2024 31 DAYS		MONTH OF OCTOBER 2023 31 DAYS		
NUMBER OF VEHICLES	TOTAL REVENUE	NUMBER OF VEHICLES	TOTAL REVENUE	VEHICLE CLASS	NUMBER OF VEHICLES	TOTAL REVENUE	NUMBER OF VEHICLES	TOTAL REVENUE
999,212	\$ 1,583,078.50 (44,258.59)	996,287	\$ 1,739,382.50 (37,986.36)	Passenger Discounts *	100,769	\$ 172,191.75 (4,546.50)	98,864	\$ 157,040.00 (4,523.68)
999,212	\$ 1,538,819.91	996,287	\$ 1,701,396.14	TOTAL PASSENGER	100,769	\$ 167,645.25	98,864	\$ 152,516.32
22,089	203,203.00	27,623	252,577.00	2-Axle Trucks	3,090	28,228.00	2,637	24,225.00
3,162	43,654.50	3,445	47,533.50	3-Axle Trucks	286	3,972.00	281	3,888.00
2,395	44,290.00	2,136	39,472.00	4-Axle Trucks	226	4,132.00	237	4,400.00
6,463	147,457.50	6,443	147,070.00	5-Axle Trucks	676	15,407.50	651	14,910.00
217	5,892.00	323	8,778.00	6-Axle Trucks	30	816.00	30	816.00
3	98.00	8	269.50	7-Axle Trucks	1	35.00	-	-
34,329	\$ 444,595.00	39,978	\$ 495,700.00	TOTAL TRUCKS	4,309	\$ 52,590.50	3,836	\$ 48,239.00
1,033,541	\$ 1,983,414.91	1,036,265	\$ 2,197,096.14	TOTAL TOLL VEHICLES	105,078	\$ 220,235.75	102,700	\$ 200,755.32
3,400	\$ 6,524.39	3,398	\$ 7,203.59	DAILY AVERAGE	3,390	\$ 7,104.38	3,313	\$ 6,475.98
Rate Change				Rate Change				
Traffic (toll)		0.26%		Traffic (toll)		2.32%		
Autos		-0.29%		Autos		1.93%		
Trucks		16.46%		Trucks		12.33%		
Revenue		10.77%		Revenue		9.70%		
Autos		10.56%		Autos		9.92%		
Trucks		11.49%		Trucks		9.02%		



Delaware River Joint Toll Bridge Commission Toll Supported Bridge - Westbound Traffic Counts

October 2024

Bridge	Westbound Volume					
	October 2024	October 2023	% Change	YTD 2024	YTD 2023	% Change
Lower Trenton	464,152	475,146	-2.3%	4,649,776	4,594,016	1.2%
Calhoun Street ¹	339,200	299,671	13.2%	3,111,536	2,870,121	8.4%
Washington Crossing	140,760	165,263	-14.8%	1,310,266	1,401,437	-6.5%
New Hope-Lambertville ²	111,563	214,454	-48.0%	1,806,202	2,211,811	-18.3%
Centre Bridge-Stockton	91,821	60,003	53.0%	781,526	678,659	15.2%
Uhlerstown-Frenchtown ³	103,618	55,704	86.0%	848,048	828,026	2.4%
Upper Black Eddy-Milford ^{3,4}	64,633	48,395	33.6%	512,171	535,238	-4.3%
Riegelsville	53,377	53,494	-0.2%	497,751	522,192	-4.7%
Northampton Street	391,364	362,016	8.1%	3,782,592	3,552,277	6.5%
Riverton-Belvidere	79,886	76,708	4.1%	649,576	761,605	-14.7%
Total	1,840,374	1,810,854	1.6%	17,949,444	17,955,382	0.0%

NOTES:

1. There has been a significant increase in EB traffic due to several counter recalibrations throughout the year. Construction on US Route 29 in New Jersey in both directions may affect counts. Traffic counts will continue to be monitored monthly.

2. On January 30, 2024, eastbound traffic detour set in place due to construction under Contract No. TS-694A NH-L TSB Rehabilitation. Detour expected to remain in place into 2025. Eastbound traffic is detoured over the NH-L Toll Bridge. Counter was permanently relocated to the PA approach on September 9, 2024. Traffic counts will continue to be monitored monthly.

3. October 2023 traffic counts were inaccurate due to the counter under-counting vehicles. The increase from October 2023 to October 2024 was due to a recalibration, reconfiguration, and repositioning of the counter between June 13, 2024 and June 26, 2024, which has yielded more accurate counts to date. Traffic counts will continue to be monitored monthly. On August 1, 2024, CR 619 in New Jersey was closed due to bridge construction between the Uhlerstown-Frenchtown TSB and the Upper Black Eddy-Milford TSB. CR 619 is expected to be closed through December 2024.

4. Total traffic volume appears to be correct. However, based on the geometry on the bridge, the location of the traffic sensor, and the driving habits of motorists, we will continue to monitor the Eastbound/Westbound directional percentage split.

**Due to the narrowness of many of the toll-supported bridges, some vehicles drive over the centerline when there is no oncoming traffic, causing directional misclassification.*

**With the upgrade of the traffic counting sensors in 2023, there have been some significant drops in traffic counts at some locations. Commission Staff has been in communication with the vendor, Signal Service, and is working to adjust and verify the new sensors are reporting as accurate as possible. In doing so, we have identified the previous counters may have been inaccurate at times at some of the locations. This could be caused by a number of factors including being out of calibration, double counting due to microwave reflections and/or driver behavior (i.e. straddling the lane line when no opposing traffic is coming) and also the geometry at those specific sites. Signal Service has been to the sites and verified counts and the newer sensors are within a margin of error of 5-7%. Sites where our counts are 10-15% lower than previous years are believed to be as a result of more accurate counts. Sites with counts greater than 15% differences from last year are being examined, will be visited and recalibrated, or counter hardware will be physically moved to see if we can achieve better results. Once Signal Service and the Commission Staff agree the counts are accurate, they will serve as a new baseline for our traffic counts. Going forward, Signal Service will perform routine recalibrations and documented verification counts quarterly at the sites to assure the Commission that the counters are recording traffic accurately.*



Delaware River Joint Toll Bridge Commission Toll-Supported Bridge Traffic Counts October 2024

Bridge	Eastbound				Westbound				Total Volume	
	October 2024		October 2023		October 2024		October 2023		October 2024	October 2023
	Volume	% of Total	Volume	% of Total	Volume	% of Total	Volume	% of Total		
Lower Trenton	96,184	17.2%	84,873	15.2%	464,152	82.8%	475,146	84.8%	560,336	560,019
Calhoun Street ¹	221,639	39.5%	77,595	20.6%	339,200	60.5%	299,671	79.4%	560,839	377,266
Washington Crossing	78,201	35.7%	66,549	28.7%	140,760	64.3%	165,263	71.3%	218,961	231,812
New Hope-Lambertville ²	-	0.0%	162,716	43.1%	111,563	100.0%	214,454	56.9%	111,563	377,170
Centre Bridge-Stockton	73,959	44.6%	59,514	49.8%	91,821	55.4%	60,003	50.2%	165,780	119,517
Uhlerstown-Frenchtown ³	96,590	48.2%	66,421	54.4%	103,618	51.8%	55,704	45.6%	200,208	122,125
Upper Black Eddy-Milford ^{3,4}	82,497	56.1%	61,240	55.9%	64,633	43.9%	48,395	44.1%	147,130	109,635
Riegelsville	42,406	44.3%	43,734	45.0%	53,377	55.7%	53,494	55.0%	95,783	97,228
Northampton Street	169,306	30.2%	158,070	30.4%	391,364	69.8%	362,016	69.6%	560,670	520,086
Riverton-Belvidere	57,669	41.9%	49,570	39.3%	79,886	58.1%	76,708	60.7%	137,555	126,279
Total	918,451	33.3%	830,283	31.4%	1,840,374	66.7%	1,810,854	68.6%	2,758,825	2,641,137

NOTES:

- There has been a significant increase in EB traffic due to several counter recalibrations throughout the year. Construction on US Route 29 in New Jersey in both directions may affect counts. Traffic counts will continue to be monitored monthly.
- On January 30, 2024, eastbound traffic detour set in place due to construction under Contract No. TS-694A NH-L TSB Rehabilitation. Detour expected to remain in place into 2025. Eastbound traffic is detoured over the NH-L Toll Bridge. Counter was permanently relocated to the PA approach on 9/9/24. Traffic counts will continue to be monitored monthly.
- October 2023 traffic counts were inaccurate due to the counter under-counting vehicles. The increase from October 2023 to October 2024 was due to a recalibration, reconfiguration, and repositioning of the counter between June 13, 2024 and June 26, 2024, which has yielded more accurate counts to date. Traffic counts will continue to be monitored monthly. On August 1, 2024, CR 619 in New Jersey was closed due to bridge construction between the Uhlerstown-Frenchtown TSB and the Upper Black Eddy-Milford TSB. CR 619 is expected to be closed through December 2024.
- Total traffic volume appears to be correct. However, based on the geometry on the bridge, the location of the traffic sensor, and the driving habits of motorists, we will continue to monitor the Eastbound/Westbound directional percentage split.

**Due to the narrowness of many of the toll-supported bridges, some vehicles drive over the centerline when there is no oncoming traffic, causing directional misclassification.*

**With the upgrade of the traffic counting sensors in 2023, there have been some significant drops in traffic counts at some locations. Commission Staff has been in communication with the vendor, Signal Service, and is working to adjust and verify the new sensors are reporting as accurate as possible. In doing so, we have identified the previous counters may have been inaccurate at times at some of the locations. This could be caused by a number of factors including being out of calibration, double counting due to microwave reflections and/or driver behavior (i.e. straddling the lane line when no opposing traffic is coming) and also the geometry at those specific sites. Signal Service has been to the sites and verified counts and the newer sensors are within a margin of error of 5-7%. Sites where our counts are 10-15% lower than previous years are believed to be as a result of more accurate counts. Sites with counts greater than 15% differences from last year are being examined, will be visited and recalibrated, or counter hardware will be physically moved to see if we can achieve better results. Once Signal Service and the Commission Staff agree the counts are accurate, they will serve as a new baseline for our traffic counts. Going forward, Signal Service will perform routine recalibrations and documented verification counts quarterly at the sites to assure the Commission that the counters are recording traffic accurately.*



Delaware River Joint Toll Bridge Commission Toll Supported Bridge - Two Way Traffic Counts

October 2024

Bridge	Total Volume					
	October 2024	October 2023	% Change	YTD 2024	YTD 2023	% Change
Lower Trenton	560,336	560,019	0.1%	5,540,387	5,423,486	2.2%
Calhoun Street ¹	560,839	377,266	48.7%	5,133,307	4,258,864	20.5%
Washington Crossing	218,961	231,812	-5.5%	2,040,668	2,237,386	-8.8%
New Hope-Lambertville ²	111,563	377,170	-70.4%	1,927,215	3,750,104	-48.6%
Centre Bridge-Stockton	165,780	119,517	38.7%	1,400,967	1,256,937	11.5%
Uhlerstown-Frenchtown ³	200,208	122,125	63.9%	1,424,434	1,274,838	11.7%
Upper Black Eddy-Milford ^{3,4}	147,130	109,635	34.2%	1,159,203	1,066,758	8.7%
Riegelsville	95,783	97,228	-1.5%	894,522	957,101	-6.5%
Northampton Street	560,670	520,086	7.8%	5,430,881	5,021,673	8.1%
Riverton-Belvidere	137,555	126,279	8.9%	1,253,690	1,278,059	-1.9%
Total	2,758,825	2,641,137	4.5%	26,205,274	26,525,205	-1.2%

NOTES:

1. There has been a significant increase in EB traffic due to several counter recalibrations throughout the year. Construction on US Route 29 in New Jersey in both directions may affect counts. Traffic counts will continue to be monitored monthly.
2. On January 30, 2024, eastbound traffic detour set in place due to construction under Contract No. TS-694A NH-L TSB Rehabilitation. Detour expected to remain in place into 2025. Eastbound traffic is detoured over the NH-L Toll Bridge. Counter was permanently relocated to the PA approach on September 9, 2024. Traffic counts will continue to be monitored monthly.
3. October 2023 traffic counts were inaccurate due to the counter under-counting vehicles. The increase from October 2023 to October 2024 was due to a recalibration, reconfiguration, and repositioning of the counter between June 13, 2024 and June 26, 2024, which has yielded more accurate counts to date. Traffic counts will continue to be monitored monthly. On August 1, 2024, CR 619 in New Jersey was closed due to bridge construction between the Uhlerstown-Frenchtown TSB and the Upper Black Eddy-Milford TSB. CR 619 is expected to be closed through December 2024.
4. Total traffic volume appears to be correct. However, based on the geometry on the bridge, the location of the traffic sensor, and the driving habits of motorists, we will continue to monitor the Eastbound/Westbound directional percentage split.

**Due to the narrowness of many of the toll-supported bridges, some vehicles drive over the centerline when there is no oncoming traffic, causing directional misclassification.*

**With the upgrade of the traffic counting sensors in 2023, there have been some significant drops in traffic counts at some locations. Commission Staff has been in communication with the vendor, Signal Service, and is working to adjust and verify the new sensors are reporting as accurate as possible. In doing so, we have identified the previous counters may have been inaccurate at times at some of the locations. This could be caused by a number of factors including being out of calibration, double counting due to microwave reflections and/or driver behavior (i.e. straddling the lane line when no opposing traffic is coming) and also the geometry at those specific sites. Signal Service has been to the sites and verified counts and the newer sensors are within a margin of error of 5-7%. Sites where our counts are 10-15% lower than previous years are believed to be as a result of more accurate counts. Sites with counts greater than 15% differences from last year are being examined, will be visited and recalibrated, or counter hardware will be physically moved to see if we can achieve better results. Once Signal Service and the Commission Staff agree the counts are accurate, they will serve as a new baseline for our traffic counts. Going forward, Signal Service will perform routine recalibrations and documented verification counts quarterly at the sites to assure the Commission that the counters are recording traffic accurately.*



Delaware River Joint Toll Bridge Commission Toll Bridge - Two Way Traffic Counts October 2024

Bridge	Total Volume (all classes)					
	October 2024	October 2023	% Change	YTD 2024	YTD 2023	% Change
Trenton-Morrisville ¹	1,669,602	1,649,999	1.2%	16,261,577	16,354,392	-0.6%
Scudder Falls ²	1,546,443	1,431,474	8.0%	14,005,172	13,195,043	6.1%
New Hope-Lambertville ³	473,431	358,337	32.1%	4,186,996	3,359,116	24.6%
Interstate 78 ⁴	2,057,203	1,985,239	3.6%	19,787,261	19,339,031	2.3%
Easton - Phillipsburg	1,105,107	1,064,453	3.8%	10,417,435	10,415,068	0.0%
Portland - Columbia	261,876	250,322	4.6%	2,375,984	2,436,184	-2.5%
Delaware Water Gap ⁵	1,694,913	1,664,059	1.9%	16,406,959	16,184,471	1.4%
Milford - Montague	221,306	215,555	2.7%	2,163,020	2,153,324	0.5%
Total	9,029,881	8,619,438	4.8%	85,604,404	83,436,629	2.6%

NOTES:

1. Construction for Contract T-746A (Trenton-Morrisville TB Roadway Paving & Deck Sealing Improvements) began on July 25, 2024, with daily lane closings between 7AM and 3PM.
2. On November 1, 2024, an error was found with the June 2024 eastbound traffic counts for Scudder Falls whereby Aux Lane 1 & 2 were not included in the total count. This issue has been corrected and these figures are now included in these tables. This results in an increase in the 2024 YTD Total Volume of 178,784 vehicles.
3. On January 30, 2024, eastbound traffic detour set in in place due to construction under Contract No. TS-694A NH-L TSB Rehabilitation. Detour expected to remain in place into 2025. Eastbound traffic from the TSB is detoured over the NH-L Toll Bridge, resulting in an increase of Eastbound traffic over the toll bridge.
4. Construction for Contract T-766A I-78 NJ Roadway Rehabilitation and Power & Communication Infrastructure Improvements began on April 15, 2024. Work includes daily and nightly lane closures.
5. On December 6, 2022, a portion of Route 611 North of Portland was closed indefinitely after a rockfall occurred in Delaware Water Gap Borough.

DELAWARE RIVER JOINT TOLL BRIDGE COMMISSION

Meeting of November 25th, 2024

STATISTICAL SUMMARY OF EXPENDITURES

There follow reports entitled "**Budget vs Actual**" covering the month of October 2024 relative to Toll Bridges, Toll Supported Bridges and Administration Departments.

Total operating expenses plus encumbrance totaled \$6,894,063 for the month of October. For the 2024 fiscal period, total expenses plus encumbrances amounted to \$68,640,591 which represents 86.3% of 2024 year-to-date operating budget.

There were no unusual expenses during the month.

Delaware River Joint Toll Bridge Commission
Budget vs Actual
For the Ten Months Ending October 31, 2024

TOTAL COMMISSION

	Annual Budget 2024	YTD Budget 2024	Expended For The Month	Expended Year To Date	Encumbered	Remaining Annual Budget
Regular Employee Salaries	\$27,318,225	21,930,434	\$1,915,414	\$21,383,945	\$0	\$5,934,280
Part-Time Employee Wages	1,066,414	925,287	73,908	792,245	0	274,169
Overtime Wages	1,167,705	999,023	21,347	148,415	0	1,019,290
Pension Contributions	9,763,609	7,885,970	625,458	6,842,361	0	2,921,248
FICA Contributions	2,368,677	1,913,156	161,994	1,785,796	0	582,880
Regular Employee Healthcare Benefits	15,006,387	12,481,018	1,146,550	9,192,624	0	5,813,763
Life Insurance Benefits	302,454	252,869	23,770	236,386	0	66,068
Unemployment Compensation Benefits	44,100	44,100	7,155	(14,777)	0	58,877
Utility Expense	1,011,478	877,673	54,365	621,283	72,905	317,291
Office Expense	391,721	341,431	61,149	241,246	23,665	126,809
Telecommunication Expense	1,616,515	1,360,502	102,919	1,116,845	7,509	492,161
Information Technology Expense	1,191,474	1,118,119	107,353	864,399	63,705	263,370
Professional Development/Meetings	548,764	478,384	57,029	179,502	19,299	349,963
Vehicle Maintenance Expense and Fuel	681,114	640,932	79,524	479,679	137,302	64,133
Operations Maintenance Expense	2,266,420	2,007,824	277,195	1,305,121	408,418	552,880
ESS Operating Maintenance Expense	1,444,798	1,203,999	47,033	750,518	25,593	668,687
Commission Expense	25,948	21,623	1,034	13,187	0	12,761
Toll Collection Expense	132,676	122,256	6,070	65,481	0	67,195
Uniform Expense	328,945	318,212	17,443	88,141	167,076	73,729
Business Insurance	6,000,038	4,812,477	471,059	4,627,109	0	1,372,929
Licenses & Inspections Expense	21,685	19,115	1,653	11,653	0	10,033
Advertising	64,458	56,871	14,908	27,556	1,921	34,982
Professional Services	2,056,212	1,732,013	60,699	939,114	11,427	1,105,671
State Police Bridge Security	7,549,437	6,350,955	616,377	6,030,611	0	1,518,826
ETC Equip/Traffic Counter Maint	1,481,000	1,241,473	103,341	1,015,331	2,502	463,167
General Contingency	500,000	500,000	63,230	174,115	53,000	272,885
ETC Operating Expense	11,819,261	9,904,268	1,044,504	8,728,384	0	3,090,877
Total	\$96,169,515	\$79,539,983	\$7,162,483	\$67,646,269	\$994,322	\$27,528,925

Delaware River Joint Toll Bridge Commission
Budget vs Actual
For the Ten Months Ending October 31, 2024

ADMINISTRATION*

	Annual Budget 2024	YTD Budget 2024	Expended For The Month	Expended Year To Date	Encumbered	Remaining Annual Budget
OPERATING EXPENSE						
Regular Employee Salaries	\$6,119,299	4,943,176	\$462,814	\$4,820,651	\$0	\$1,298,648
Part-Time Employee Wages	72,000	72,000	0	0	0	72,000
Overtime Wages	10,101	8,345	14	217	0	9,884
Pension Contributions	1,997,991	1,613,757	135,447	1,401,201	0	596,790
FICA Contributions	474,407	383,174	32,469	363,256	0	111,151
Regular Employee Healthcare Benefits	2,551,088	2,116,955	190,929	1,512,949	0	1,038,138
Life Insurance Benefits	66,030	55,025	5,414	51,510	0	14,520
Unemployment Compensation Benefits	44,100	44,100	7,155	(14,777)	0	58,877
Utility Expense	138,400	110,051	5,166	102,439	0	35,961
Office Expense	280,451	246,415	39,691	182,268	20,646	77,537
Telecommunication Expense	159,919	130,029	8,382	86,511	0	73,408
Information Technology Expense	1,185,630	1,113,195	107,353	864,399	63,705	257,526
Professional Development/Meetings	405,577	352,309	55,219	154,502	19,299	231,777
Vehicle Maintenance Expense and Fuel	51,834	50,067	1,789	46,288	1,604	3,942
Operations Maintenance Expense	203,950	137,741	43,641	117,776	32,563	53,611
Commission Expense	25,948	21,623	1,034	13,187	0	12,761
Uniform Expense	11,097	10,543	1,205	4,264	2,213	4,621
Business Insurance	501,136	230,059	23,280	125,014	0	376,122
Licenses & Inspections Expense	500	417	104	104	0	396
Advertising	64,458	56,871	14,908	27,556	1,921	34,982
Professional Services	1,371,212	1,161,177	32,047	710,763	2,500	657,949
General Contingency	500,000	500,000	63,230	174,115	53,000	272,885
OPERATING EXPENSE SUBTOTAL	\$16,235,129	\$13,357,027	\$1,231,290	\$10,744,192	\$197,452	\$5,293,485
ADM OPS ALLOCATION						
TES Allocation			(156,744)	(1,127,594)		
ADM OPS ALLOCATION SUBTOTAL			(\$156,744)	(\$1,127,594)		
			\$0	\$0		
TOTAL EXPENSES			\$1,074,546	\$9,616,597		

* Includes Executive, Human Resources, Accounting, EZPass, Purchasing, Information Technology, Community Affairs, Contract/Compliance, and Training & Employee Safety.

Delaware River Joint Toll Bridge Commission
Budget vs Actual
For the Ten Months Ending October 31, 2024

ADMINISTRATION - OPERATIONS*

	Annual Budget 2024	YTD Budget 2024	Expended For The Month	Expended Year To Date	Encumbered	Remaining Annual Budget
OPERATING EXPENSE						
Regular Employee Salaries	\$4,128,770	3,301,802	\$240,108	\$3,188,318	\$0	\$940,453
Part-Time Employee Wages	62,000	51,667	12,485	43,656	0	18,344
Overtime Wages	164,649	134,041	6,641	38,674	0	125,975
Pension Contributions	1,871,122	1,511,286	143,779	1,298,815	0	572,307
FICA Contributions	441,112	356,282	31,641	342,039	0	99,073
Regular Employee Healthcare Benefits	2,261,116	1,884,547	194,851	1,484,990	0	776,126
Life Insurance Benefits	57,977	48,315	4,686	47,148	0	10,829
Utility Expense	135,000	112,500	3,617	45,537	0	89,463
Office Expense	53,678	44,672	4,081	27,297	1,210	25,171
Telecommunication Expense	176,203	146,835	6,313	87,254	0	88,949
Professional Development/Meetings	111,925	98,604	1,692	23,614	0	88,311
Vehicle Maintenance Expense and Fuel	129,971	116,642	19,924	105,470	15,948	8,552
Operations Maintenance Expense	387,803	368,003	15,020	240,733	118,216	28,855
ESS Operating Maintenance Expense	1,444,798	1,203,999	47,033	750,518	25,593	668,687
Toll Collection Expense	265	221	0	0	0	265
Uniform Expense	59,405	58,414	9,257	27,167	14,345	17,894
Business Insurance	217,330	181,109	17,480	181,985	0	35,345
Licenses & Inspections Expense	2,515	2,096	204	1,937	0	578
Professional Services	685,000	570,836	28,652	228,351	8,927	447,722
OPERATING EXPENSE SUBTOTAL	\$12,390,638	\$10,191,868	\$787,465	\$8,163,503	\$184,238	\$4,042,897
ADM OPS ALLOCATION						
TES Allocation			19,114	135,279		
Toll Operation Allocation			(79,053)	(750,500)		
Bridge Maint Allocation			(249,813)	(2,386,521)		
PSBS Allocation			(402,656)	(4,002,959)		
ADM OPS ALLOCATION SUBTOTAL			(\$712,407)	(\$7,004,701)		
TOTAL EXPENSES			\$75,058	\$1,158,802		

* Includes Engineering, Maintenance/Toll Operation, Southern Region Maintenance Center, Public Safety and Bridge Security.

Delaware River Joint Toll Bridge Commission
Budget vs Actual
For the Ten Months Ending October 31, 2024

SOUTHERN REGION TOLL BRIDGE

	Annual Budget 2024	YTD Budget 2024	Expended For The Month	Expended Year To Date	Encumbered	Remaining Annual Budget
OPERATING EXPENSE						
Regular Employee Salaries	\$3,707,770	2,980,398	\$265,844	\$2,906,555	\$0	\$801,215
Part-Time Employee Wages	277,694	237,030	22,928	226,750	0	50,943
Overtime Wages	286,065	262,309	2,772	22,904	0	263,160
Pension Contributions	1,310,699	1,058,639	78,458	842,844	0	467,855
FICA Contributions	324,458	262,061	22,126	239,582	0	84,876
Regular Employee Healthcare Benefits	2,107,820	1,758,997	145,857	1,243,536	0	864,284
Life Insurance Benefits	39,471	33,049	2,861	29,804	0	9,667
Utility Expense	242,105	216,994	7,045	155,802	25,933	60,370
Office Expense	13,446	11,386	2,973	8,140	394	4,912
Telecommunication Expense	197,390	174,888	9,265	125,659	0	71,732
Information Technology Expense	1,579	1,300	0	0	0	1,579
Professional Development/Meetings	4,844	4,277	0	100	0	4,745
Vehicle Maintenance Expense and Fuel	153,206	150,199	5,772	68,024	62,261	22,921
Operations Maintenance Expense	466,056	404,725	74,586	322,985	32,812	110,259
Toll Collection Expense	36,305	33,675	1,755	18,551	0	17,754
Uniform Expense	83,132	80,915	2,002	11,506	62,631	8,995
Business Insurance	1,811,060	1,509,216	147,471	1,479,314	0	331,745
Licenses & Inspections Expense	3,307	3,307	168	2,063	0	1,244
State Police Bridge Security	2,262,636	1,903,388	184,819	1,808,429	0	454,208
ETC Equipment/Traffic Counter Maint	516,658	432,691	38,081	358,851	417	157,390
ETC Operating Expense	4,593,639	3,849,143	408,034	3,612,734	0	980,905
OPERATING EXPENSE SUBTOTAL	\$18,439,339	\$15,368,587	\$1,422,816	\$13,484,132	\$184,448	\$4,770,759
ADM OPS AIIOCATION						
TES Allocation			27,996	201,856		
Toll Operation Allocation			23,716	225,150		
Bridge Maint Allocation			113,180	1,089,855		
PSBS Allocation			102,624	1,035,348		
ADM OPS AIIOCATION SUBTOTAL			\$267,516	\$2,552,209		
TOTAL EXPENSES			\$1,690,332	\$16,036,341		

Delaware River Joint Toll Bridge Commission
Budget vs Actual
For the Ten Months Ending October 31, 2024

CENTRAL REGION TOLL BRIDGE

	Annual Budget 2024	YTD Budget 2024	Expended For The Month	Expended Year To Date	Encumbered	Remaining Annual Budget
OPERATING EXPENSE						
Regular Employee Salaries	\$4,058,503	3,246,520	\$268,028	\$3,100,825	\$0	\$957,678
Part-Time Employee Wages	251,020	209,183	17,860	186,200	0	64,819
Overtime Wages	106,596	85,938	5,524	23,895	0	82,701
Pension Contributions	1,352,840	1,092,676	82,480	1,074,292	0	278,548
FICA Contributions	336,410	271,715	22,132	250,634	0	85,777
Regular Employee Healthcare Benefits	2,376,088	1,980,567	172,663	1,412,988	0	963,099
Life Insurance Benefits	42,957	36,749	3,197	33,165	0	9,791
Utility Expense	238,784	212,928	24,116	157,743	35,350	45,691
Office Expense	11,038	10,044	791	3,427	543	7,067
Telecommunication Expense	454,720	385,180	33,346	347,405	7,509	99,807
Information Technology Expense	1,003	895	0	0	0	1,003
Professional Development/Meetings	12,998	11,571	118	1,137	0	11,861
Vehicle Maintenance Expense and Fuel	173,758	160,166	25,600	137,030	31,311	5,417
Operations Maintenance Expense	584,641	531,389	102,345	314,960	130,192	139,489
Toll Collection Expense	54,609	51,012	3,211	30,864	0	23,745
Uniform Expense	59,952	57,793	4,416	23,199	29,509	7,243
Business Insurance	1,034,279	861,899	84,576	849,782	0	184,498
Licenses & Inspections Expense	4,247	2,776	298	2,700	0	1,548
State Police Bridge Security	2,051,910	1,726,119	167,598	1,639,428	0	412,482
ETC Equipment/Traffic Counter Maint	436,574	365,525	38,340	315,471	278	120,825
ETC Operating Expense	4,175,586	3,499,228	369,377	2,967,951	0	1,207,636
OPERATING EXPENSE SUBTOTAL	\$17,818,512	\$14,799,872	\$1,426,017	\$12,873,096	\$234,691	\$4,710,725
ADM OPS AIIOCATION						
TES Allocation			35,912	258,928		
Toll Operation Allocation			31,621	300,200		
Bridge Maint Allocation			31,464	293,192		
PSBS Allocation			66,062	668,563		
ADM OPS AIIOCATION SUBTOTAL			\$165,059	\$1,520,883		
TOTAL EXPENSES			\$1,591,076	\$14,393,979		

Delaware River Joint Toll Bridge Commission
Budget vs Actual
For the Ten Months Ending October 31, 2024

NORTHERN REGION TOLL BRIDGE

	Annual Budget 2024	YTD Budget 2024	Expended For The Month	Expended Year To Date	Encumbered	Remaining Annual Budget
OPERATING EXPENSE						
Regular Employee Salaries	\$3,931,714	3,154,183	\$271,995	\$3,140,106	\$0	\$791,608
Part-Time Employee Wages	396,359	349,289	20,635	335,638	0	60,721
Overtime Wages	178,163	154,516	5,542	33,790	0	144,373
Pension Contributions	1,350,708	1,090,953	87,413	1,112,049	0	238,659
FICA Contributions	348,464	281,451	22,660	266,873	0	81,592
Regular Employee Healthcare Benefits	2,222,792	1,854,557	157,430	1,300,695	0	922,097
Life Insurance Benefits	41,498	34,582	3,045	31,613	0	9,886
Utility Expense	167,569	146,234	10,070	113,006	11,622	42,941
Office Expense	11,373	10,802	827	5,303	873	5,197
Telecommunication Expense	354,356	295,296	25,470	266,266	0	88,090
Information Technology Expense	3,262	2,729	0	0	0	3,262
Professional Development/Meetings	8,147	7,229	0	150	0	7,997
Vehicle Maintenance Expense and Fuel	168,963	160,750	26,439	122,856	26,177	19,930
Operations Maintenance Expense	404,551	368,378	26,474	214,517	57,167	132,868
Toll Collection Expense	41,498	37,349	1,105	16,067	0	25,431
Uniform Expense	68,244	65,940	299	13,980	41,088	13,176
Business Insurance	1,832,067	1,526,723	148,935	1,494,913	0	337,155
Licenses & Inspections Expense	4,420	4,420	470	3,039	0	1,382
State Police Bridge Security	1,425,919	1,199,694	116,254	1,137,714	0	288,205
ETC Equipment/Traffic Counter Maint	516,658	432,661	26,920	336,839	417	179,402
ETC Operating Expense	3,050,035	2,555,897	267,094	2,147,699	0	902,336
OPERATING EXPENSE SUBTOTAL	\$16,526,762	\$13,733,636	\$1,219,075	\$12,093,111	\$137,344	\$4,296,307
ADM OPS AIIOCATION						
TES Allocation			36,386	262,347		
Toll Operation Allocation			23,716	225,150		
Bridge Maint Allocation			25,171	234,554		
PSBS Allocation			99,093	1,002,844		
ADM OPS AIIOCATION SUBTOTAL			\$184,367	\$1,724,895		
TOTAL EXPENSES			\$1,403,442	\$13,818,006		

Delaware River Joint Toll Bridge Commission
Budget vs Actual
For the Ten Months Ending October 31, 2024

SOUTHERN DIVISION TOLL SUPPORTED BRIDGES

	Annual Budget 2024	YTD Budget 2024	Expended For The Month	Expended Year To Date	Encumbered	Remaining Annual Budget
OPERATING EXPENSE						
Regular Employee Salaries	\$2,490,966	1,996,254	\$184,249	\$1,960,173	\$0	\$530,793
Part-Time Employee Wages	3,671	3,059	0	0	0	3,671
Overtime Wages	215,565	188,073	610	17,067	0	198,498
Pension Contributions	878,269	709,369	41,251	515,508	0	362,761
FICA Contributions	207,330	167,459	14,049	150,351	0	56,979
Regular Employee Healthcare Benefits	1,686,256	1,388,391	136,721	1,077,573	0	608,683
Life Insurance Benefits	25,345	20,907	2,057	20,169	0	5,176
Utility Expense	53,157	48,631	1,588	23,318	0	29,839
Office Expense	11,500	9,583	8,869	10,625	0	875
Telecommunication Expense	72,146	60,121	5,257	53,237	0	18,909
Professional Development/Meetings	3,025	2,521	0	0	0	3,025
Vehicle Maintenance Expense and Fuel	1,729	1,729	0	0	0	1,729
Operations Maintenance Expense	145,298	132,243	13,847	67,126	31,088	47,083
Uniform Expense	24,466	23,270	149	3,682	12,363	8,421
Business Insurance	353,876	294,897	28,861	290,215	0	63,662
Licenses & Inspections Expense	4,570	4,570	208	1,249	0	3,321
State Police Bridge Security	1,149,619	967,089	93,926	918,717	0	230,902
ETC Equipment/Traffic Counter Maint	5,555	5,274	0	2,085	695	2,775
OPERATING EXPENSE SUBTOTAL	\$7,332,344	\$6,023,440	\$531,641	\$5,111,093	\$44,146	\$2,177,105
ADM OPS AIIOCATION						
TES Allocation			18,677	134,658		
Bridge Maint Allocation			68,461	661,416		
PSBS Allocation			71,342	687,117		
ADM OPS AIIOCATION SUBTOTAL			\$158,479	\$1,483,191		
TOTAL EXPENSES			\$690,121	\$6,594,285		

Delaware River Joint Toll Bridge Commission
Budget vs Actual
For the Ten Months Ending October 31, 2024

NORTHERN DIVISION TOLL SUPPORTED BRIDGES

	Annual Budget 2024	YTD Budget 2024	Expended For The Month	Expended Year To Date	Encumbered	Remaining Annual Budget
OPERATING EXPENSE						
Regular Employee Salaries	\$2,881,201	2,308,102	\$222,377	\$2,267,317	\$0	\$613,884
Part-Time Employee Wages	3,671	3,059	0	0	0	3,671
Overtime Wages	206,566	165,801	244	11,868	0	194,699
Pension Contributions	1,001,980	809,290	56,631	597,652	0	404,328
FICA Contributions	236,495	191,015	16,917	173,063	0	63,432
Regular Employee Healthcare Benefits	1,801,228	1,497,004	148,099	1,159,891	0	641,336
Life Insurance Benefits	29,176	24,243	2,510	22,977	0	6,199
Utility Expense	36,463	30,336	2,764	23,438	0	13,025
Office Expense	10,235	8,529	3,917	4,186	0	6,049
Telecommunication Expense	201,782	168,152	14,887	150,514	0	51,268
Professional Development/Meetings	2,247	1,873	0	0	0	2,247
Vehicle Maintenance Expense and Fuel	1,653	1,378	0	11	0	1,642
Operations Maintenance Expense	74,121	65,346	1,282	27,025	6,381	40,715
Uniform Expense	22,650	21,337	115	4,344	4,927	13,379
Business Insurance	250,289	208,574	20,456	205,886	0	44,403
Licenses & Inspections Expense	2,125	1,529	201	562	0	1,563
State Police Bridge Security	659,353	554,665	53,781	526,324	0	133,029
ETC Equipment/Traffic Counter Maint	5,556	5,322	0	2,085	695	2,776
OPERATING EXPENSE SUBTOTAL	\$7,426,791	\$6,065,554	\$544,179	\$5,177,142	\$12,003	\$2,237,646
ADM OPS AIIOCATION						
TES Allocation			18,658	134,527		
Bridge Maint Allocation			11,537	107,504		
PSBS Allocation			63,535	609,086		
ADM OPS AIIOCATION SUBTOTAL			\$93,730	\$851,117		
TOTAL EXPENSES			\$637,909	\$6,028,259		

DELAWARE RIVER JOINT TOLL BRIDGE COMMISSION SYSTEM
STATEMENT OF REVENUE AND EXPENSES FOR THE TEN MONTHS ENDED OCTOBER 31, 2024

	Southern Toll Bridges	Central Toll Bridges	Northern Toll Bridges	Toll Bridges Subtotal	Southern Region TSB	Northern Region TSB	TSB Subtotal	Administration Operation	Administration Administrative	ADM Subtotal	TOTAL 2024	TOTAL 2023
TOLL REVENUE												
Net Toll Revenue	40,619,713	79,913,451	44,865,982	165,399,146	-	-	-	-	-	-	165,399,146	152,163,701
EZPass Fee	598,517	1,292,874	684,086	2,575,477	-	-	-	-	-	-	2,575,477	2,263,270
Net Violation Fee Income	3,132,669	2,556,487	1,461,145	7,150,301	-	-	-	-	-	-	7,150,301	7,670,695
REVENUE FROM TOLL	\$ 44,350,899	\$ 83,762,812	\$ 47,011,213	\$ 175,124,924	\$ -	\$ -	\$ -	\$ -	\$ -	\$ -	\$ 175,124,924	\$ 162,097,666
OPERATING EXPENSE												
Regular Employee Salaries	2,906,555	3,100,825	3,140,106	9,147,486	1,960,173	2,267,317	4,227,490	3,188,318	4,820,651	8,008,969	21,383,945	19,697,345
Part-Time Employee Wages	226,750	186,200	335,638	748,589	-	-	-	43,656	-	43,656	792,245	737,916
Summer Employee Wages	-	-	-	-	-	-	-	-	-	-	-	-
Overtime Wages	22,904	23,895	33,790	80,589	17,067	11,868	28,934	38,674	217	38,891	148,415	562,724
Pension Contributions	842,844	1,074,292	1,112,049	3,029,185	515,508	597,652	1,113,160	1,298,815	1,401,201	2,700,016	6,842,361	6,409,725
FICA Contributions	239,582	250,634	266,873	757,088	150,351	173,063	323,414	342,039	363,256	705,294	1,785,796	1,676,542
Regular Employee Healthcare Benefits	1,243,536	1,412,988	1,300,695	3,957,220	1,077,573	1,159,891	2,237,464	1,484,990	1,512,949	2,997,940	9,192,624	9,670,547
Life Insurance Benefits	29,804	33,165	31,613	94,582	20,169	22,977	43,146	47,148	51,510	98,658	236,386	219,898
Unemployment Compensation Benefits	-	-	-	-	-	-	-	-	(14,777)	(14,777)	(14,777)	30,389
Utility Expense	155,802	157,743	113,006	426,552	23,318	23,438	46,756	45,537	102,439	147,975	621,283	588,773
Office Expense	8,140	3,427	5,303	16,870	10,625	4,186	14,810	27,297	182,268	209,566	241,246	176,747
Telecommunication Expense	125,659	347,405	266,266	739,329	53,237	150,514	203,751	87,254	86,511	173,765	1,116,845	1,121,148
Information Technology Expense	-	-	-	-	-	-	-	-	864,399	864,399	864,399	735,027
Professional Development/Meetings	100	1,137	150	1,386	-	-	-	23,614	154,502	178,116	179,502	239,654
Vehicle Maintenance Expense and Fuel	68,024	137,030	122,856	327,910	-	11	11	105,470	46,288	151,758	479,679	354,814
Operations Maintenance Expense	322,985	314,960	214,517	852,461	67,126	27,025	94,151	240,733	117,776	358,509	1,305,121	892,236
ESS Operating Maintenance Expense	-	-	-	-	-	-	-	750,518	-	750,518	750,518	931,643
Commission Expense	-	-	-	-	-	-	-	-	13,187	13,187	13,187	8,338
Toll Collection Expense	18,551	30,864	16,067	65,481	-	-	-	-	-	-	65,481	68,015
Uniform Expense	11,506	23,199	13,980	48,685	3,682	4,344	8,026	27,167	4,264	31,430	88,141	130,681
Business Insurance	1,479,314	849,782	1,494,913	3,824,009	290,215	205,886	496,101	181,985	125,014	306,999	4,627,109	4,210,935
Licenses & Inspections Expense	2,063	2,700	3,039	7,801	1,249	562	1,811	1,937	104	2,041	11,653	9,868
Advertising	-	-	-	-	-	-	-	-	27,556	27,556	27,556	27,596
Professional Services	-	-	-	-	-	-	-	228,351	710,763	939,114	939,114	968,206
State Police/Bridge Security	1,808,429	1,639,428	1,137,714	4,585,571	918,717	526,324	1,445,041	-	-	-	6,030,611	5,795,860
ETC Equip/Traffic Counter Maint	358,851	315,471	336,839	1,011,161	2,085	2,085	4,170	-	-	-	1,015,331	967,922
General Contingency	-	-	-	-	-	-	-	-	174,115	174,115	174,115	-
ETC Operating Expense	3,612,734	2,967,951	2,147,699	8,728,384	-	-	-	-	-	-	8,728,384	7,880,229
TOTAL OP., MAINT., & ADM	\$ 13,484,132	\$ 12,873,096	\$ 12,093,111	\$ 38,450,339	\$ 5,111,093	\$ 5,177,142	\$ 10,288,236	\$ 8,163,503	\$ 10,744,192	\$ 18,907,695	\$ 67,646,269	\$ 64,112,778
ADM OPS ALLOCATION												
TES Allocation	201,856	258,928	262,347	723,130	134,658	134,527	269,185	135,279	(1,127,594)	(992,315)	-	-
Toll Ops Allocation	225,150	300,200	225,150	750,500	-	-	-	(750,500)	-	(750,500)	-	-
Bridge Maint Allocation	1,089,855	293,192	234,554	1,617,601	661,416	107,504	768,920	(2,386,521)	-	(2,386,521)	-	-
Maint/Toll Allocation	-	-	-	-	-	-	-	-	-	-	-	-
PSBS Allocation	1,035,348	668,563	1,002,844	2,706,755	687,117	609,086	1,296,204	(4,002,959)	-	(4,002,959)	-	-
TOTAL ADM OPS ALLOCATION	\$ 2,552,209	\$ 1,520,883	\$ 1,724,895	\$ 5,797,987	\$ 1,483,191	\$ 851,117	\$ 2,334,308	\$(7,004,701)	\$(1,127,594)	\$(8,132,296)	\$ -	\$ -
OTHER OPERATING INC/EXP												
Other Operating Income	-	-	-	-	-	-	-	-	246,115	246,115	246,115	325,781
TOTAL OTHER OP INC	\$ -	\$ -	\$ -	\$ -	\$ -	\$ -	\$ -	\$ -	\$ 246,115	\$ 246,115	\$ 246,115	\$ 325,781
NET OPERATING INC	\$ 28,314,559	\$ 69,368,833	\$ 33,193,206	\$ 130,876,598	\$(6,594,285)	\$(6,028,259)	\$(12,622,544)	\$(1,158,802)	\$(9,370,482)	\$(10,529,284)	\$ 107,724,770	\$ 98,310,669
NON-OPERATING REV/EXP												
Interest Revenue & Unrealized Gain/Loss	-	-	-	-	-	-	-	-	-	-	12,812,171	10,633,133
Other Non-Operating Revenue	-	-	-	-	-	-	-	-	-	-	385,755	-
Interest Expense	-	-	-	-	-	-	-	-	-	-	(21,573,198)	(21,932,517)
Depreciation Expense	-	-	-	-	-	-	-	-	-	-	(18,629,640)	(18,309,025)
TOTAL NON-OPS REV/EXP	\$ -	\$ -	\$ -	\$ -	\$ -	\$ -	\$ -	\$ -	\$ -	\$ -	\$(27,004,912)	\$(29,608,408)
CHANGE IN NET ASSETS	\$ -	\$ -	\$ -	\$ -	\$ -	\$ -	\$ -	\$ -	\$ -	\$ -	\$ 80,719,859	\$ 68,702,261

DELAWARE RIVER JOINT TOLL BRIDGE COMMISSION

Meeting of November 25, 2024

ADMINISTRATION

The following Pages reflect the reports on those items assigned to the Administration Department. Each item is reported separately and page numbered accordingly.

DELAWARE RIVER JOINT TOLL BRIDGE COMMISSION

Meeting of November 25, 2024

PURCHASING REPORT INDEX

MONTH OF OCTOBER 2024

SUBJECT	DESCRIPTION	PAGE NUMBER
Purchasing	Monthly Purchasing Report covering the month of October 2024	1-5

DELAWARE RIVER JOINT TOLL BRIDGE COMMISSION

Meeting of November 25, 2024

MONTHLY PURCHASING REPORT

Month of October 2024

This report itemizes all orders for purchases made for the month of October 2024, showing the divisions chargeable for the expense and the source of authority for issuance of the Purchase Order. This authority is broken into three categories:

- (1) By authority of the Commission
- (2) By authority of the Executive Director or his designate
- (3) By authority of the Director

The purchasing activities for the month of October 2024, culminated in the preparation and placement of 71 purchase orders in the total amount of \$340,782.89. There were no quotes sent out for the month of October.

Significant procurements are shown below:

- Three (3) Purchase Orders were issued, in the total amount of \$48,809.25 for furniture for the Customer Service Representative/Toll Auditor workstations at the Administration Building at Scudder Falls, I78 and DWG locations;
- One (1) Purchase Order was issued, in the total amount of \$23,723.01 for parts for the Trenton Makes Sign;
- Two (2) Purchase Orders were issued, in the total amount of \$22,090.86 for ECM condenser fan replacements and labor at the Administration Building at Scudder Falls;
- One (1) Purchase Order was issued, in the total amount of \$17,743.99 for tree removal at I78;
- Two (2) Purchase Orders were issued, in the total amount of \$16,800.00 for guiderail and attenuator repairs/replacements at NHL and I78.

In addition to the practices employed incidental to purchase of materials, etc., from vendors on a direct basis, the Commission also purchases via direct utilization of the purchasing processes of the State of New Jersey, the Commonwealth of Pennsylvania and other joint purchasing arrangements.

**DELAWARE RIVER JOINT TOLL BRIDGE COMMISSION
REPORT OF PURCHASING ACTIVITIES**

October 2024

PO Number	Vendor Name	General Description	Req Dept	Contract/Resolution/ Comment	** BY AUTHORITY OF **		Director
					Commission	Director of Purchasing	
20240585	SIGNAL SERVICE INC	ESS CAMERA REPLACEMENT EP09	ESS	PA COSTARS 18- #040-044		8,126.00	
20240586	TRANSEdge TRUCK CENTERS - STROUDSBURG (MACK)	PC- 2019 MACK REPLACE HVAC CON	PC	4400021227		1,008.55	
20240588	LEICA GEOSYSTEMS	EDUCATIONAL AND TRAINING SERVI	TES			9,937.50	
20240589	SECUNI	ESS IP CAMERA LICENSES	ESS	4776-07-23-ENG-03007- 23		4,886.54	
20240590	MCDONALD UNIFORM CO., INC.	PSBS UNIFORMS	PSBS	COSTARS 12		1,927.20	
20240591	CRESTON HYDRAULICS INC.	CRESTON HYDRAULICS-V-BOX SPREA	NHL	NJ-T2108		5,122.50	
20240592	E.M. KUTZ, INC.	NORTHERN REGION YEARLY PLOW OR	DWG	COSTARS 25		15,172.46	
20240593	GRAINGER	Grainger Safety Shoe Program	TES			552.71	
20240594	WEST AMWELL MASON SUPPLY	PROSLICER SIDEWALK ICEMELTER	PC	COSTARS 12		2,565.15	
20240595	FYR-FYTER SALES & SERVICE, INC.	FIRE EXTINGUISHER INSPECTION	TM			462.30	
20240596	PACE ANALYTICAL SERVICES	BOILER WATER TREATMENT SERVICE	NHL			281.00	
20240597	FOLEY INC	SRMC- FOLEY CAT INVOICES- PART	SRMC			5,939.41	
20240598	NELSON WIRE ROPE CORP.	NELSON WIRE ROPE	NHL			13,777.66	
20240599	ROB'S AUTMOTIVE AND COLLISION CENTER	SRMC- CHEVY 3500 MVA REPAIR- R	SRMC			11,288.09	
20240600	ACS SERVICES LLC	ACS AC-3 REPAIR (TXV SWAP)	NHL			8,666.10	
20240601	ACS SERVICES LLC	ACS- AC-3 COOLING SYSTEM	NHL			775.00	
20240602	ACS SERVICES LLC	ACS-IT ROOM-SPLIT SYSTEM REPAI	NHL			930.00	
20240603	ACS SERVICES LLC	ACS-HW PUMP-IT ROOM UNIT	NHL			800.00	
20240604	ACS SERVICES LLC	ACS-CIRCUIT LEAK AND REPAIR	AB SF			6,292.71	
20240605	ACS SERVICES LLC	ACS-STULZ ECM CONDENSER FAN RE	AB SF			15,798.15	
20240606	ACS SERVICES LLC	ACS-HVAC PM CONNTRACT BILLING	AB SF			7,975.00	

**DELAWARE RIVER JOINT TOLL BRIDGE COMMISSION
REPORT OF PURCHASING ACTIVITIES**

October 2024

PO Number	Vendor Name	General Description	Req Dept	Contract/Resolution/ Comment	** BY AUTHORITY OF **	
					Commission	Director of Purchasing
20240607	ACS SERVICES LLC	ACS- CHILLER 2-C2 LOW OIL PRES	AB SF			906.25
20240608	ACS SERVICES LLC	ACS- IT ROOM UNIT	AB SF			695.87
20240609	MESKO GLASS	Window for EZPASS Customer ser	DWG			595.00
20240610	ACS SERVICES LLC	ACS-NHL IT RM SPLIT SYSTEM LCR	NHL			3,210.42
20240611	ASSOCIATED IMAGING SOLUTIONS	SERVICE FOR ENGINEERINGS PRINT	PUR			200.00
20240612	ASSOCIATED IMAGING SOLUTIONS	FINAL COPIER INVOICE TO TERMIN	MULTI			3,735.65
20240613	HOFFMAN SERVICES, INC.	VEHICLE LIFT ANNUAL INSPECTION	I78			850.00
20240614	E.O. HABHEGGER CO, INC.	SERVICE TO NHL OIL TANK (2023)	NHL			1,492.00
20240615	E.O. HABHEGGER CO, INC.	SERVICE TO NHL OIL TANK PUMP R	NHL			413.00
20240616	ACS SERVICES LLC	HVAC EP BUILDING REPAIR	EP			1,420.00
20240617	HOFFMAN SERVICES, INC.	VEHICLE LIFT ANNUAL INSPECTION	EP			400.00
20240618	SUPER HEAT INC	MINI SPLIT UNIT REPAIR (P-C)	PC			278.82
20240619	E.O. HABHEGGER CO, INC.	SERVICE FOR HEATING OIL TANK (SFT			959.00
20240620	J. FLETCHER CREAMER & SONS , INC	GUIDE RAIL & ATTENUATOR RPLCMN	NHL	TTS-783A		11,800.00
20240621	J. FLETCHER CREAMER & SONS , INC	GUIDE RAIL & ATTENUATOR RPLCMN	I78	TTS-783A		5,000.00
20240622	CORPORATE FACILITIES OF NEW JERSEY, LLC CAPITAL RESERVE	FURNITURE: OFFICE FOR I-78	I78			23,364.68
20240623	CORPORATE FACILITIES OF NEW JERSEY, LLC CAPITAL RESERVE	FURNITURE: OFFICE FOR DWG	DWG			22,937.50
20240624	CORPORATE FACILITIES OF NEW JERSEY, LLC CAPITAL RESERVE	FURNITURE: OFFICE FOR SCUDDER	AB SF			2,507.07
20240625	ASPLUNDH TREE EXPERT, LLC	I-78 WELCOME CTR/611 TREE REMO	I78			17,743.99

**DELAWARE RIVER JOINT TOLL BRIDGE COMMISSION
REPORT OF PURCHASING ACTIVITIES**

October 2024

PO Number	Vendor Name	General Description	Req Dept	Contract/Resolution/ Comment	** BY AUTHORITY OF **	
					Commission	Director of Purchasing
20240626	THE JAYDOR COMPANY	MAINTENANCE GARAGE DOOR REPAIR	I78			1,155.00
20240627	TRIOUS INC	DWG- MACK HYDRAULICFLOAT REPAI	DWG			928.00
20240628	FERGUSON & MCCANN INC	PLUMBING REPAIR-EP	EP			779.00
20240629	DE LAGE LANDEN FINANCIAL SERVICES, INC.	COPIER LEASE	MULTI	COSTARS 1		13,270.99
20240630	INFLUENTIAL DRONES	DJI MINI 4 PRO DRONE	ENG	COSTARS 008-E23-1085		1,301.00
20240631	SIGNAL SERVICE INC	ESS CAMERA REPLACEMENT-NHL11	ESS	COSTARS 40		11,396.00
20240632	SIGNAL SERVICE INC	ESS CAMERA REPLACEMENT CS12	ESS	COSTARS 40		1,184.00
20240633	J PIP'S PAVING COMPANY CAPITAL RESERVE	Riegelsville TSB NJ Parking Lo	EP		12,000.00	
20240634	ALTEC INDUSTRIES	SRMC-5802- ALTEC INSPECTION- O	SRMC			1,536.00
20240635	SUPER HEAT INC	MINI SPLIT AC/HEATING REPAIR (PC			1,224.52
20240636	RAY PRICE STROUD FORD	DWG- NOX SENSOR REPAIR 2012 FO	DWG			2,638.15
20240637	FIVE STAR EQUIPMENT, INC.	MM- BACKHOE REPAIR- PARTS	MM			1,955.35
20240638	KELLEY BROS, LLC CAPITAL RESERVE	ESS: SECURITY-DWG ADMIN BLDG-	ESS	COSTARS 8	9,536.00	
20240639	MUNICIPAL MAINTENANCE CO., INC	PUMPING STATION PM INSPECTION	I78			745.90
20240640	WEST AMWELL MASON SUPPLY	PRO SLICER SIDEWALK MELTER FOR	EP			4,104.24
20240641	ADVANCE AUTO	I-78 AUTO SUPPLIES	I78	OMNIA 20		2,048.00
20240642	CARR & DUFF INC.	TRENTON MAKES SPARE PARTS	ENG			23,723.01
20240643	COOPER ELECTRIC SUPPLY CO	REPLACEMENT LIGHTS (I-78 PARKI	I78			2,980.05
20240644	SUPER HEAT INC	REPAIR LIMIT SWITCH ON HEATER	DWG			474.15
20240645	FYR-FYTER SALES & SERVICE, INC.	FIRE EXTINGUISHER INSPECTION	I78			1,545.29

**DELAWARE RIVER JOINT TOLL BRIDGE COMMISSION
REPORT OF PURCHASING ACTIVITIES**

October 2024

PO Number	Vendor Name	General Description	Req Dept	Contract/Resolution/ Comment	** BY AUTHORITY OF **			
					Commission	Director of Purchasing	Director	
20240646	FYR-FYTER SALES & SERVICE, INC.	FIRE EXTINGUISHER INSPECTION	EP			528.53		
20240647	FROMM ELECTRIC SUPPLY CORP.	LIGHTPOLE I-78	I78			5,778.60		
20240648	BRADCO SUPPLY CO.	SNOW PLOW PARTS	NHL			6,274.12		
20240649	EASTERN TIME, INC.	FIRE ALARM REPAIR	I78			425.00		
20240650	TRAMMEL TESTINGS, INC.	UNDERGROUND STORAGE TANK TESTI	EP			760.00		
20240651	FYR-FYTER SALES & SERVICE, INC.	FIRE EXTINGUISHER INSPECTION (AB SF			295.30		
20240652	SIGNAL SERVICE INC CAPITAL RESERVE	ESS-EZPASS WALK IN CENTER CAME	ESS	COSTARS 18		8,915.00		
20240653	ALLENTOWN MACK SALES & SERVICE, INC.	MACK TRUCK PARTS	I78			552.41		
20240654	TRAMMEL TESTINGS, INC.	UNDERGROUND STORAGE TANK TESTI	I78			500.00		
20240655	STARR UNIFORM	PSBS - CLOTHING	TOLLOPSM	COSTARS 12		1,376.00		
20240656	TRIOUS INC	NHL- MACK- PISTON REPAIR- TRIU	NHL			520.00		
Purchase Order Count: 71					AUTHORITY TOTALS:	\$79,260.25	\$261,982.64	\$0.00
					GRAND TOTAL:	\$341,242.89		

Delaware River Joint Toll Bridge Commission
Meeting of November 25, 2024

**E-ZPASS REPORT
CUSTOMER SERVICE CENTER/VIOLATIONS PROCESSING CENTER (CSC/VPC)
OPERATIONS REPORT FOR THE E-ZPASS SYSTEM
OCTOBER 2024**

SUBJECT	DESCRIPTION	PAGE NUMBER
E-ZPass CSC/VPC Operations Report	E-ZPass CSC/VPC Operations Report October	1-4

Delaware River Joint Toll Bridge Commission
Meeting of November 25, 2024

**E-ZPASS REPORT
CUSTOMER SERVICE CENTER/VIOLATIONS PROCESSING CENTER (CSC/VPC)
OPERATIONS REPORT FOR THE E-ZPASS SYSTEM
OCTOBER 2024**

E-ZPass Account and Transponder Information as reported by Conduent State and Local Solutions, Inc. (CSC/VPC Provider)

Total Number of Migrated DRJTBC and NJ CSC E-ZPass Accounts

Migrated Business Accounts	Migrated Private Accounts	Total Number of Migrated Accounts	Total Number of NJ CSC Active Accounts
1,654	77,339	78,993	4,005,525

Total Number of Migrated DRJTBC (029) Transponders and NJ CSC E-ZPass Transponders

Migrated Business Account Transponders	Migrated Private Account Transponders	Total Number of Migrated Transponders	Total Number of NJ CSC Active Transponders
9,228	131,323	140,551	6,463,652

The Commission will be able to identify 78,993 migrated accounts through a prefix account number (60000). This number will precede the 4-digit account assigned to these accounts. The prefix number was provided in order for the Commission to identify all migrated E-ZPass accounts.

Delaware River Joint Toll Bridge Commission
Meeting of November 25, 2024

E-ZPASS REPORT
CUSTOMER SERVICE CENTER/VIOLATIONS PROCESSING CENTER (CSC/VPC)
OPERATIONS REPORT FOR THE E-ZPASS SYSTEM
OCTOBER 2024

E-ZPass Department Call Activity	Total Calls for October
Account Modification Requests	98
Violation Notification Inquires	47
E-ZPass/TBP Inquiries	181
<i>General Commission Inquiries</i>	
Calls referred to Other Departments (H.R., Eng., ESS)	28
<i>Web-Inquiries</i>	
Account Updates	52
Violations	33
Disputes	65
TOTAL NUMBER OF CALLS	504

E-ZPass account modification requests and violation inquiries represent an increase in calls for October.

E-ZPASS REPORT
CUSTOMER SERVICE CENTER/VIOLATIONS PROCESSING CENTER (CSC/VPC)
OPERATIONS REPORT FOR THE E-ZPASS SYSTEM
OCTOBER 2024

CSC/VPC Post-Migration Collection Update:

As a result of post-migration collection efforts from May 2014 – October 2024, New Jersey E-ZPass reports \$22,459,184.65 collected in tolls and \$61,163,062.19 collected in fees.

Collection Account Updates:

CRST Lincoln Sales - August Settlement: DRJTBC received payment in the amount of \$43,188.15 for violation transactions from February 2016 through July 2019. The full outstanding toll in the amount of \$14,428.15 was paid. Conduent receives a percentage share of the administrative fee. Therefore, DRJTBC received payment for the fees in the amount of \$19,185.00. Commission counsel filed a civil complaint for the outstanding amount. General Counsel for CRST International, Inc. and Commission counsel representing Florio Perucci Steinhardt & Capelli negotiated payment for the entire outstanding amount.

Transcom - August Settlement: DRJTBC received payment in the amount of \$5,000.00 representing outstanding tolls from April 2014-October 2018. Commission counsel filed a civil complaint for the outstanding amount. Counsel for Transcom and Commission counsel representing Florio Perucci Steinhardt & Capelli negotiated payment.

TMT Trucking: On 12/19/19, DRJTBC was awarded \$40,000.00 during an arbitration hearing. The defendant as well as the Commission has 30 days to appeal the verdict. The Commission nor the defendant has appealed the verdict. The current outstanding amount owed to the Commission in tolls is \$19,584.00 and \$31,290.00 in fees.

Jhonatan Trucking: Arbitration awarded to the Commission in the amount of \$75,015.50 for outstanding tolls and fees.

Sakoutis Transport LLC: Settlement complete. Check has been received and processed for \$13,250.00.

TEV Corporation: Settlement complete. Check has been received in the amount of \$61,883.43.

**E-Z PASS REPORT
CUSTOMER SERVICE CENTER/VIOLATIONS PROCESSING CENTER (CSC/VPC)
OPERATIONS REPORT FOR THE E-ZPASS SYSTEM
OCTOBER 2024**

**IAG, New Jersey Turnpike Authority (NJTA) and Electronic Toll Collection System (ETC)
Meetings and Workshops**

Continue to represent the Commission at the following committees, meetings and workshops:

1. IAG Reciprocity Committee
2. IAG Public Relations & Marketing Committee
3. IAG Legal Committee
4. IAG Rental/Fleet Car Subgroup Committee
5. New Jersey Turnpike Authority Project Status Meetings
6. New Jersey Customer Service Center Requirements Meetings

DELAWARE RIVER JOINT TOLL BRIDGE COMMISSION
Meeting of November 25, 2024

ELECTRONIC TOLL COLLECTION PROGRAM
MONTH OF OCTOBER 2024

SUBJECT	DESCRIPTION	PAGE NUMBER
ETC PROGRAM	Electronic Toll Collection Program Report	1-3

DELAWARE RIVER JOINT TOLL BRIDGE COMMISSION
Meeting of November 25, 2024

ELECTRONIC TOLL COLLECTION PROGRAM
MONTH OF OCTOBER 2024

The following items were recently initiated, accomplished or performed during the above noted month:

Activities for the In-Lane Toll System

1. TransCore began preparing the remaining seven (7) toll plazas for the installation of the Encompass E6 multiprotocol reader. This included installing the cabling from the proposed reader location to each antenna. The preliminary work is complete. As the E6 readers are received they are being prepared for installation.
2. Commission Staff are working with TransCore and the NJ E-ZPass CSC provider, Conduent, to implement IAG Interface Control Document (ICD) version 1.60. This will allow CSCs to receive data and process transactions from other transponder protocols such as SeGo and 6C, in addition to the current TDM protocol, as well as other functionalities. Commission Staff coordinated with Conduent and TransCore for the end-to-end final testing. Commission end to end testing is complete. After testing is completed with all agencies within the NJ E-ZPass CSC, go-live will be scheduled, expected to occur in late November 2024.
3. TransCore assisted the Commission's pest control company with the treating of the toll plaza canopies.
4. Commission Staff and TransCore meet monthly to review and discuss system operational and maintenance items. A weekly call also takes place to briefly review system maintenance items for the week.

Activities for the E-ZPass Customer Service Center/Violation Processing Center

1. Commission Staff are working with the New Jersey E-ZPass Customer Service Center (NJ E-ZPass CSC) provider, Conduent, to implement IAG Interface Control Document (ICD) version 1.60. This will allow CSCs to receive data and process transactions from other transponder protocols such as SeGo and 6C, in addition to the current TDM protocol, as well as other functionalities. Commission Staff coordinated with Conduent and TransCore for the end-to-end final testing. Commission end to end testing is complete. After testing is completed with all agencies within the NJ E-ZPass CSC, go-live will be scheduled, expected to occur in late November 2024.
2. Conduent continues to develop the real time digital payment function at the NJ E-ZPass CSC for toll by plate customers. Conduent revised the terms and conditions that will be displayed on the NJ E-ZPass website and they are being reviewed by the NJTA.

DELAWARE RIVER JOINT TOLL BRIDGE COMMISSION
Meeting of November 25, 2024

Conduent has released this functionality into the NJ CSC software and they are proceeding with testing it through a small group of individuals.

3. For the NJ E-ZPass CSC Services re-procurement, the New Jersey Turnpike Authority (NJTA) awarded the agreements at their Board Meeting. Subsequently, Commission Staff prepared a Summary Statement and Resolution for the Commission to authorize the Executive Director to execute all agreements.
4. The NJTA, as the lead agency, is facilitating all meetings with the other agencies and Conduent to manage the implementation of outstanding system elements for the New Jersey E-ZPass Customer Service Cen.

AET Program

1. Rummel, Klepper & Kahl, LLP (RK&K) and Commission Staff met with TransCore for a third time to discuss our hard AET conversion and the anticipated use of the South Jersey Transportation Authority procurement for the AET system. This procurement includes provisions that allow all the agencies of the New Jersey E-ZPass Customer Service Center to purchase their toll system. During this meeting, the team reviewed a draft scope of work and discussed revisions to this document. TransCore is working with the draft scope of work to prepare their fee document.
2. Mount Construction, the Commission's Job Order Contract (JOC) contractor, completed the sign installation and roadway pavement marking eradication at the New Hope – Lambertville Toll Bridge that included, two larger signs that required additional time to procure. These sign changes support the cashless operations at this facility.
3. Mr. Stracciolini participated on an on-site project scoping meeting for the signage revisions for AET-in-Place at the Trenton – Morrisville, I-78, Easton – Phillipsburg, and Delaware Water Gap Toll Bridges. The signage plans were provided to the NJDOT for their information.
4. RK&K prepared and submitted the preliminary design plans, specifications and estimate for the New Hope – Lambertville Toll Bridge AET conversion. Commission Staff completed the review of the preliminary design submission and comments were provided to RK&K. RK&K completed an inspection of the existing storm water sewer system with help from the Commission's Maintenance Department. RK&K also reviewed on-site the highway lighting wiring and building access control system.

DELAWARE RIVER JOINT TOLL BRIDGE COMMISSION
Meeting of November 25, 2024

General Electronic Toll Collection Program Activities

1. Mr. Stracciolini participated in the IAG E-ZPass Executive Management Committee meeting and Policy Committee meetings. At the August 2023 IAG EMC Meeting, Mr. Stracciolini was re-elected by the members to serve as Vice Chair to the EMC.
2. Mr. Stracciolini is participating in the Non-toll Business Opportunity Task Force.
3. Mr. Stracciolini is serving on the International Bridge, Tunnel & Turnpike Association's (IBTTA) 2024 Emerging Technologies Task Force.
4. Mr. Stracciolini attended the IBTTA Annual Conference.

**Delaware River Joint Toll Bridge Commission
Meeting of November 25, 2024**

**CONTRACT COMPLIANCE REPORT INDEX
Month of October 2024**

SUBJECT	DESCRIPTION	PAGE NUMBER
Contract Compliance Program Operations Report	Operations Report October 2024	1-20

**Delaware River Joint Toll Bridge Commission
Meeting of November 25, 2024**

**Delaware River Joint Toll Bridge Commission
Month of October 2024**

TABLE OF CONTENTS

IBE PROGRAM

	PAGES
• IBE Program Overview	3
• Compliance IBE Scores Overview	4
• IBE Summary Reports	5
• Active Construction Projects Payments, Workforce & Ethnicity Utilization Scores	6-7
• Active Professional Projects Payments Detail and Scores	8-9
• Completed Construction Projects Payments, Workforce & Ethnicity Utilization Scores	10-14
• Completed Professional Projects Payments Detail and Scores	15-16

MWSBE Program

• MWSBE Minority (7%), Women (3%), and Small Business (25%) Enterprise Program Overview	17
• MWSBE Program Commitments for Professional and Construction (Active & Completed Pie Charts)	18
• MWSBE Professional & Construction Projects Final Commitment	19-20

**Delaware River Joint Toll Bridge Commission
Meeting of November 25, 2024**

IBE PROGRAM OVERVIEW

The Delaware River Joint Toll Bridge Commission (Commission) established an IBE Program (MBE/WBE/SBE/DBE/DsBE/VBE) with a target of 25% for all Professional Services and Construction Contracts awarded by the Commission effective July 1, 2014. To date, the Commission has awarded **(101)** contracts with the IBE Program requirements. Currently, there are **(45) active** projects and **(56) completed** projects.

IBE Program Requirements

The Commission began using Elation Systems effective January 2017, as the online system for Payment Verification and Certified Payroll Reporting (CPR). All contracts awarded by the Commission to a Prime Consultant/Prime Contractor and their Subconsultants and Subcontractors use this service free of charge. Online training is available to vendors on how to use Elation Systems. The Contract Compliance Department and Elation Support Staff are available to assist all users.

The Contract Compliance Department (CCD) monitors, posts and reports data in regards to all payments. The CCD also reviews all Certified Payrolls submitted into Elation Systems.

The following are all mandatory requirements:

Company On-Line Registration:

- i.* All Primes must register their company and activate an account in Elation Systems; *and*
- ii.* All Primes must also ensure that all Subconsultants and Subcontractors register their company and activate an account in Elation Systems.

Payment Verification:

- i.* Prime Contractors must post all payments to their Subconsultants and/or Subcontractors in Elation Systems; *and*
- ii.* Prime Contractors and their Subconsultants and/or Subcontractors must confirm all payments received in Elation Systems.

Certified Payroll Reporting:

- i.* All Prime Contractors are responsible for assigning someone from their staff with the responsibility to review, approve, and upload their CPR(s) on a weekly basis into Elation Systems; *and*
- ii.* All Prime Contractors must also ensure that their Subcontractors upload their CPR(s) on a weekly basis into Elation Systems.

Prime Consultants / Contractors IBE Target performance will be displayed / available on the Commission's public website.

**Delaware River Joint Toll Bridge Commission
Meeting of November 25, 2024**

**Contract Compliance Department
Compliance IBE Scores Overview**

The Commission through its Contract Compliance Department has instituted a Compliance Score Ranking that will be included in the Monthly Contract Compliance Report for all Professional Services and Construction Projects.

The Compliance Score Ranking is an ongoing summary of data presented on Active and Completed contracts, which includes the tracking of payments from Prime Consultants and Contractors to IBE Subconsultants and Subcontractors, and the Prime Contractors Workforce Utilization. The Scores will illustrate the progress and participation to meet the Targets by Prime Consultants and Contractors as part of the IBE program.

The complete and timely reporting of payments and certified payrolls to the Elation Systems by the Prime Consultants and Prime Contractors, and their Subconsultants and Subcontractors, will assist the Prime Consultant and Prime Contractor in tracking the data to meet their targets.

Accordingly, each Prime will also be given a final grade at the completion of each project. Additionally, the data will be uploaded onto the Commission’s public website on a monthly basis. ***The Score(s) are factored using the following criteria:***

IBE PAYMENTS

The payments by the Prime Consultant / Contractor to each of their IBE Subconsultants / Subcontractors will be calculated based on the criteria set by the Commission’s 25% IBE Target.

WORKFORCE UTILIZATION

Workforce utilization contains 2 levels of scoring and documents the hourly employee utilization by workforce type, ethnicity and gender.

IBE Payments Legend	
Score Rankings	IBE Commitment Participation
A+	45% & above
A	35% to 44.9%
B+	30% to 34.9%
B	25% to 29.9%
C+	20% to 24.9%
C	15% to 19.9%
D+	10% to 14.9%
D	5% to 9.9%
F	4.9% & below

Workforce Utilization Legend		
Score Rankings	Workforce Commitment Participation	Ethnicity & Gender Participation
A+	30% & above	25% & a above
A	25% to 29.9%	15% to 24.9%
B+	20% to 24.9%	over 15%
B	15% to 19.9%	10% to 14.9%
C+	10% to 14.9%	over 10%
C	10% to 14.9%	7.5% to 9.9%
D+	5% to 9.9%	over 7.5%
D	5% to 9.9%	5% to 7.4%
F	4.9% & below	4.9% & below

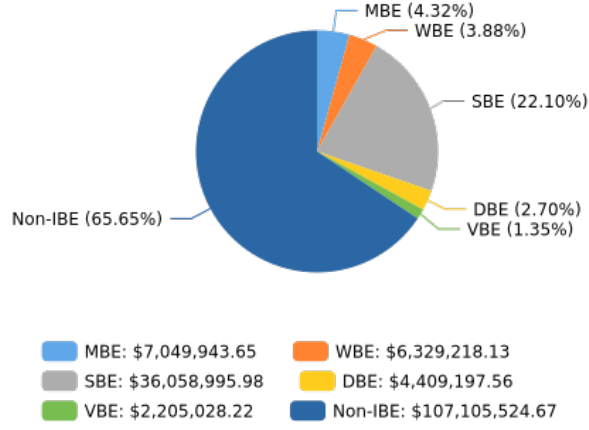
Delaware River Joint Toll Bridge Commission

Meeting of November 25, 2024

Summary - Professional Services and Construction Contractors 25% IBE Target Status

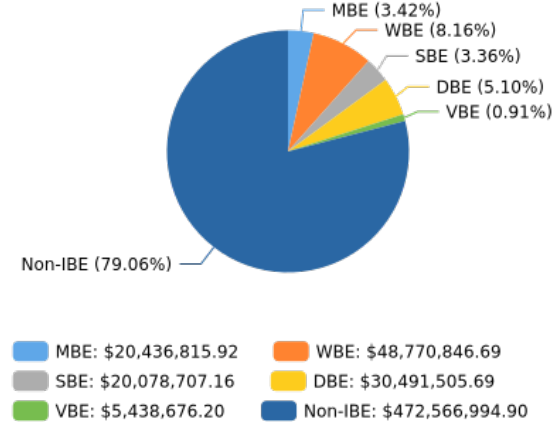
ACTIVE PROJECTS

Current IBE Status: 34.35%
 Total Payments to Prime: \$163,157,908.21
 Total Payments to IBEs: \$56,052,383.54



COMPLETED PROJECTS

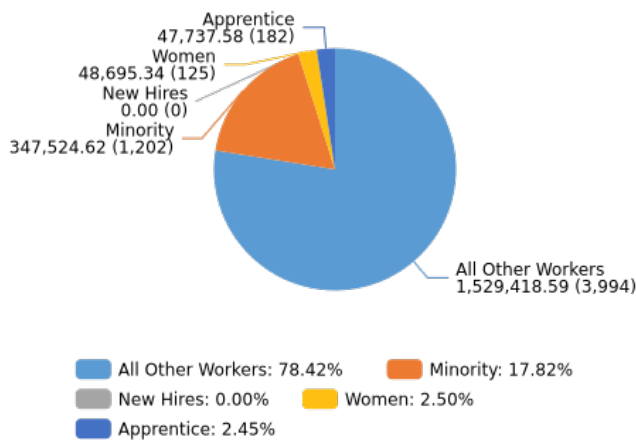
Final IBE Status: 20.94%
 Total Prime Awarded Contract Values: \$635,619,991.35
 Total Payments to Prime: \$597,737,350.92
 Total Payments to IBEs: \$125,170,356.02



Summary - Prime Contractor(s) & Subcontractor(s) Workforce Utilization Categories By Hours, Workers & Ethnicity

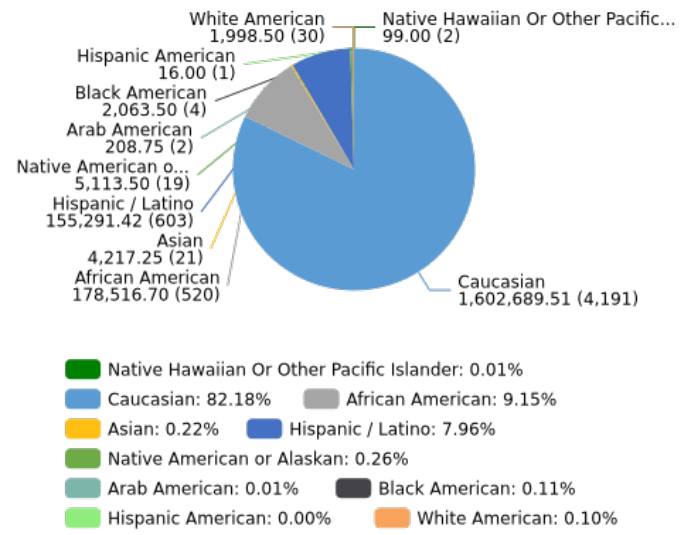
Workers Categories

Hours, Percentages and Workers
 Total Hours Worked: 1,950,214.13



Ethnicity Categories

Hours, Percentages and Workers
 Total Number of Workers: 5,393



(Percentage is based on work hours)

(Percentage is based on work hours)

Active Professional & Construction Projects Payment Summary		Contract Value	Prime P / T / D	IBE P / T / D	IBE Actual	Score
Professional and Construction Projects Totals		\$232,911,332.05	\$163,157,908.21	\$56,052,383.54	34.35%	B+
Professional Services Projects Totals		\$80,213,135.69	\$59,535,914.20	\$17,366,211.01	29.17%	B
Completed Professional & Construction Projects Payment Summary		Contract Value	Prime P / T / D	IBE P / T / D	IBE Actual	Score
Professional and Construction Projects Totals		\$635,619,991.35	\$597,737,350.92	\$125,170,356.02	20.94%	C+
Professional Services Projects Totals		\$62,722,858.80	\$55,679,144.39	\$16,761,466.49	30.10%	B+

ACTIVE CONSTRUCTION PROJECTS														
Payments Summary				Workforce Hours Summary 25.15%					Ethnicity Participation Summary					
Total Contracts Value	Total Prime P / T / D	Total IBE P / T / D	Total IBE %	Payments Score (Total IBE Payments)	Total Number of Workers	Total Hours Worked	Caucasian Hours	Total Minority Hours	Total Women Hours	Workforce Score (Total Hours Worked)	Caucasian %	Minority %	Women %	Ethnicity Score (Total Participation)
\$152,698,196.36	\$103,621,994.01	\$38,686,172.53	37.33%	A	1112	220,321.68	167,394.95	52,926.73	2,486.84	A	75.98%	24.02%	1.13%	A

COMPLETED CONSTRUCTION PROJECTS														
Payments Summary				Workforce Hours Summary 19.70%					Ethnicity Participation Summary					
Total Contracts Value	Total Prime P / T / D	Total IBE P / T / D	Total IBE %	Payments Score (Total IBE Payments)	Total Number of Workers	Total Hours Worked	Caucasian Hours	Total Minority Hours	Total Women Hours	Workforce Score (Total Hours Worked)	Caucasian %	Minority %	Women %	Ethnicity Score (Total Participation)
\$572,897,132.55	\$542,058,206.53	\$108,408,889.53	20.00%	C+	4440	1,729,892.45	1,435,294.56	294,597.89	46,208.50	B	82.97%	17.03%	2.67%	A

Delaware River Joint Toll Bridge Commission

Meeting of November 25, 2024

Active Construction Projects - Summary's & Scores (IBE Payments, Workforce Hours & Ethnicity Participation)

Date: From 07/01/2014 To 10/31/2024

IBE Payments Legend	
Score Rankings	IBE Commitment Participation
A+	45% & above
A	35% to 44.9%
B+	30% to 34.9%
B	25% to 29.9%
C+	20% to 24.9%
C	15% to 19.9%
D+	10% to 14.9%
D	5% to 9.9%
F	4.9% & below

Total of all Primes Contract Values \$152,698,196.36

Total Payments to all Primes \$103,621,994.01

Total Payments to all IBEs \$38,686,172.53

IBE Target 25.00%

IBE Actual 37.33%

Workforce Utilization Legend		
Score Rankings	Workforce Commitment Participation	Ethnicity & Gender Participation
A+	30% & above	25% & above
A	25% to 29.9%	15% to 24.9%
B+	20% to 24.9%	over 15%
B	15% to 19.9%	10% to 14.9%
C+	10% to 14.9%	over 10%
C	10% to 14.9%	7.5% to 9.9%
D+	5% to 9.9%	over 7.5%
D	5% to 9.9%	5% to 7.4%
F	4.9% & below	4.9% & below

ACTIVE CONSTRUCTION PROJECTS														
Payments Summary					Workforce Hours Summary 25.15%					Ethnicity Participation Summary				
Total Contracts Value	Total Prime P / T / D	Total IBE P / T / D	Total IBE %	Payments Score (Total IBE Payments)	Total Number of Workers	Total Hours Worked	Caucasian Hours	Total Minority Hours	Total Women Hours	Workforce Score (Total Hours Worked)	Caucasian %	Minority %	Women %	Ethnicity Score (Total Participation)
\$152,698,196.36	\$103,621,994.01	\$38,686,172.53	37.33%	A	1112	220,321.68	167,394.95	52,926.73	2,486.84	A	75.98%	24.02%	1.13%	A

DB-768B DYNAMIC SECURITY, LLC (IBE) dba SECUNI / Network Video Management System (NVMS) Integrator Services														
Payments Summary					Workforce Hours Summary 0.00%					Ethnicity Participation Summary				
Total Contracts Value	Total Prime P / T / D	Total IBE P / T / D	Total IBE %	Payments Score (Total IBE Payments)	Total Number of Workers	Total Hours Worked	Caucasian Hours	Total Minority Hours	Total Women Hours	Workforce Score (Total Hours Worked)	Caucasian %	Minority %	Women %	Ethnicity Score (Total Participation)
\$104,074.00	\$79,580.80	\$79,580.80	100.00%	A+	0	0.00	0.00	0.00	0.00	N/A	0.00%	0.00%	0.00%	N/A

T-519A BRACY CONSTRUCTION, INC. / Southern Operations and Maintenance Facilities Improvements - Trenton Morrisville, Langhorne, and New Hope														
Payments Summary					Workforce Hours Summary 16.76%					Ethnicity Participation Summary				
Total Contracts Value	Total Prime P / T / D	Total IBE P / T / D	Total IBE %	Payments Score (Total IBE Payments)	Total Number of Workers	Total Hours Worked	Caucasian Hours	Total Minority Hours	Total Women Hours	Workforce Score (Total Hours Worked)	Caucasian %	Minority %	Women %	Ethnicity Score (Total Participation)
\$58,935,181.25	\$43,803,975.06	\$7,127,951.12	16.27%	C	481	85,730.18	71,891.20	13,838.98	529.84	B	83.86%	16.14%	0.62%	A

T-746B ROAD-CON, INC. / Trenton Morrisville TB Roadway Repaving and Deck Sealing Improvements														
Payments Summary					Workforce Hours Summary 25.58%					Ethnicity Participation Summary				
Total Contracts Value	Total Prime P / T / D	Total IBE P / T / D	Total IBE %	Payments Score (Total IBE Payments)	Total Number of Workers	Total Hours Worked	Caucasian Hours	Total Minority Hours	Total Women Hours	Workforce Score (Total Hours Worked)	Caucasian %	Minority %	Women %	Ethnicity Score (Total Participation)
\$5,980,564.55	\$2,910,160.56	\$183,124.00	6.29%	D	86	8,924.75	6,645.00	2,279.75	3.00	A	74.46%	25.54%	0.03%	A+

T-766A CRISDEL GROUP, INC. / I-78 NJ Roadway Rehabilitation and Power & Communication Infrastructure Improvements														
Payments Summary					Workforce Hours Summary 20.78%					Ethnicity Participation Summary				
Total Contracts Value	Total Prime P / T / D	Total IBE P / T / D	Total IBE %	Payments Score (Total IBE Payments)	Total Number of Workers	Total Hours Worked	Caucasian Hours	Total Minority Hours	Total Women Hours	Workforce Score (Total Hours Worked)	Caucasian %	Minority %	Women %	Ethnicity Score (Total Participation)
\$23,530,677.00	\$15,894,851.00	\$3,248,506.29	20.44%	C+	96	16,563.50	13,186.25	3,377.25	64.50	B+	79.61%	20.39%	0.39%	A

TS-590A J.D. ECKMAN, INC. / Northampton St. TSB Rehabilitation														
Payments Summary					Workforce Hours Summary 22.68%					Ethnicity Participation Summary				
Total Contracts Value	Total Prime P / T / D	Total IBE P / T / D	Total IBE %	Payments Score (Total IBE Payments)	Total Number of Workers	Total Hours Worked	Caucasian Hours	Total Minority Hours	Total Women Hours	Workforce Score (Total Hours Worked)	Caucasian %	Minority %	Women %	Ethnicity Score (Total Participation)
\$15,487,427.50	\$14,778,822.04	\$3,917,310.23	26.51%	B	111	35,867.50	27,733.25	8,134.25	0.00	B+	77.32%	22.68%	0.00%	A

TS-694A ANSEMI & DeCICCO (IBE) / New Hope Lambertville TSB Rehabilitation														
Payments Summary					Workforce Hours Summary 49.36%					Ethnicity Participation Summary				
Total Contracts Value	Total Prime P / T / D	Total IBE P / T / D	Total IBE %	Payments Score (Total IBE Payments)	Total Number of Workers	Total Hours Worked	Caucasian Hours	Total Minority Hours	Total Women Hours	Workforce Score (Total Hours Worked)	Caucasian %	Minority %	Women %	Ethnicity Score (Total Participation)
\$25,072,471.06	\$15,480,342.39	\$15,480,342.39	100.00%	A+	99	40,493.50	20,505.00	19,988.50	0.00	A+	50.64%	49.36%	0.00%	A+

Delaware River Joint Toll Bridge Commission

Meeting of November 25, 2024

Active Construction Projects - Summary's & Scores (IBE Payments, Workforce Hours & Ethnicity Participation)

Date: From 07/01/2014 To 10/31/2024

IBE Payments Legend	
Score Rankings	IBE Commitment Participation
A+	45% & above
A	35% to 44.9%
B+	30% to 34.9%
B	25% to 29.9%
C+	20% to 24.9%
C	15% to 19.9%
D+	10% to 14.9%
D	5% to 9.9%
F	4.9% & below

Total of all Primes Contract Values \$152,698,196.36

Total Payments to all Primes \$103,621,994.01

Total Payments to all IBEs \$38,686,172.53

IBE Target 25.00%

IBE Actual 37.33%

Workforce Utilization Legend		
Score Rankings	Workforce Commitment Participation	Ethnicity & Gender Participation
A+	30% & above	25% & above
A	25% to 29.9%	15% to 24.9%
B+	20% to 24.9%	over 15%
B	15% to 19.9%	10% to 14.9%
C+	10% to 14.9%	over 10%
C	10% to 14.9%	7.5% to 9.9%
D+	5% to 9.9%	over 7.5%
D	5% to 9.9%	5% to 7.4%
F	4.9% & below	4.9% & below

TTS-734A MOUNT CONSTRUCTION CO., INC. (IBE) / JOC - Bridge, Highway & Civil Work - North Region														
Payments Summary					Workforce Hours Summary 26.06%					Ethnicity Participation Summary				
Total Contracts Value	Total Prime P / T / D	Total IBE P / T / D	Total IBE %	Payments Score (Total IBE Payments)	Total Number of Workers	Total Hours Worked	Caucasian Hours	Total Minority Hours	Total Women Hours	Workforce Score (Total Hours Worked)	Caucasian %	Minority %	Women %	Ethnicity Score (Total Participation)
\$7,000,000.00	\$6,962,308.81	\$6,962,308.81	100.00%	A+	148	22,616.75	18,589.25	4,027.50	1,866.50	A	82.19%	17.81%	8.25%	A

TTS-735A MOUNT CONSTRUCTION CO., INC. (IBE) / JOC - Bridge, Highway & Civil Work - South Region														
Payments Summary					Workforce Hours Summary 16.37%					Ethnicity Participation Summary				
Total Contracts Value	Total Prime P / T / D	Total IBE P / T / D	Total IBE %	Payments Score (Total IBE Payments)	Total Number of Workers	Total Hours Worked	Caucasian Hours	Total Minority Hours	Total Women Hours	Workforce Score (Total Hours Worked)	Caucasian %	Minority %	Women %	Ethnicity Score (Total Participation)
\$2,500,000.00	\$1,687,048.89	\$1,687,048.89	100.00%	A+	82	6,340.00	5,325.00	1,015.00	23.00	B	83.99%	16.01%	0.36%	A

TTS-783A J. FLETCHER CREAMER & SON, INC. / On-Call Beam Guide Rail and Attenuator Replacement														
Payments Summary					Workforce Hours Summary 41.30%					Ethnicity Participation Summary				
Total Contracts Value	Total Prime P / T / D	Total IBE P / T / D	Total IBE %	Payments Score (Total IBE Payments)	Total Number of Workers	Total Hours Worked	Caucasian Hours	Total Minority Hours	Total Women Hours	Workforce Score (Total Hours Worked)	Caucasian %	Minority %	Women %	Ethnicity Score (Total Participation)
\$2,087,801.00	\$-	\$-	0.00%	N/A	33	563.00	330.50	232.50	0.00	A+	58.70%	41.30%	0.00%	A+

TTS-784A MOUNT CONSTRUCTION CO., INC. / JOC - Bridge, Highway, and Civil Work - North Region														
Payments Summary					Workforce Hours Summary 17.65%					Ethnicity Participation Summary				
Total Contracts Value	Total Prime P / T / D	Total IBE P / T / D	Total IBE %	Payments Score (Total IBE Payments)	Total Number of Workers	Total Hours Worked	Caucasian Hours	Total Minority Hours	Total Women Hours	Workforce Score (Total Hours Worked)	Caucasian %	Minority %	Women %	Ethnicity Score (Total Participation)
\$3,000,000.00	\$-	\$-	0.00%	N/A	8	187.00	154.00	33.00	0.00	B	82.35%	17.65%	0.00%	A

TTS-785A MOUNT CONSTRUCTION CO., INC. / JOC - Bridge, Highway, and Civil Work - South Region														
Payments Summary					Workforce Hours Summary 0.00%					Ethnicity Participation Summary				
Total Contracts Value	Total Prime P / T / D	Total IBE P / T / D	Total IBE %	Payments Score (Total IBE Payments)	Total Number of Workers	Total Hours Worked	Caucasian Hours	Total Minority Hours	Total Women Hours	Workforce Score (Total Hours Worked)	Caucasian %	Minority %	Women %	Ethnicity Score (Total Participation)
\$3,000,000.00	\$-	\$-	0.00%	N/A	0	0.00	0.00	0.00	0.00	N/A	0.00%	0.00%	0.00%	N/A

TTS-786A MOUNT CONSTRUCTION CO., INC. / JOC - Building and Facility Work - North Region														
Payments Summary					Workforce Hours Summary 0.00%					Ethnicity Participation Summary				
Total Contracts Value	Total Prime P / T / D	Total IBE P / T / D	Total IBE %	Payments Score (Total IBE Payments)	Total Number of Workers	Total Hours Worked	Caucasian Hours	Total Minority Hours	Total Women Hours	Workforce Score (Total Hours Worked)	Caucasian %	Minority %	Women %	Ethnicity Score (Total Participation)
\$3,000,000.00	\$-	\$-	0.00%	N/A	5	257.00	257.00	0.00	0.00	F	100.00%	0.00%	0.00%	F

TTS-787A A.P. CONSTRUCTION, INC. / JOC - Building and Facility Work - South Region														
Payments Summary					Workforce Hours Summary 0.00%					Ethnicity Participation Summary				
Total Contracts Value	Total Prime P / T / D	Total IBE P / T / D	Total IBE %	Payments Score (Total IBE Payments)	Total Number of Workers	Total Hours Worked	Caucasian Hours	Total Minority Hours	Total Women Hours	Workforce Score (Total Hours Worked)	Caucasian %	Minority %	Women %	Ethnicity Score (Total Participation)
\$3,000,000.00	\$2,024,904.46	\$-	0.00%	F	19	2,778.50	2,778.50	0.00	0.00	F	100.00%	0.00%	0.00%	F

Delaware River Joint Toll Bridge Commission

Meeting of November 25, 2024

Active Professional Services Projects Payments Detail Report

Date: From 07/01/2014 To 10/31/2024

IBE Payments Legend	
Score Rankings	IBE Commitment Participation
A+	45% & above
A	35% to 44.9%
B+	30% to 34.9%
B	25% to 29.9%
C+	20% to 24.9%
C	15% to 19.9%
D+	10% to 14.9%
D	5% to 9.9%
F	4.9% & below

Summary	Contract Value	Prime P / T / D	IBE P / T / D	IBE Actual	Score
Professional and Construction Projects Totals	\$232,911,332.05	\$163,157,908.21	\$56,052,383.54	34.35%	B+
Professional Services Projects Totals	\$80,213,135.69	\$59,535,914.20	\$17,366,211.01	29.17%	B

Prime Consultants	IBE Firm	Project Title	Contract Value	Prime P / T / D	IBE P / T / D	IBE Actual	Score
Gannett Fleming Inc. - Camp Hill, PA		C-519A GANNETT FLEMING ARCHITECTS, INC. / Southern Operations & Maintenance Facilities Improvements - Consulting Engineer Agreement	\$4,848,884.54	\$4,768,643.56	\$1,158,885.33	24.30%	C+
Greenman-Pedersen, Inc.		C-590A GREENMAN-PEDERSEN, INC. / Northampton St. TSB Rehabilitation - Preliminary, Final and Post Design - Consulting Engineer Agreement	\$1,504,783.15	\$1,438,801.81	\$540,453.22	37.56%	A
WSP USA, Inc. - PHILADELPHIA, PA		C-642A WSP USA, INC. / Uherstown Frenchtown TSB Rehabilitation - Preliminary, Final and Post Design - Consulting Engineer Agreement	\$1,771,189.56	\$771,380.92	\$-	0.00%	F
Michael Baker International, Inc.		C-660A MICHAEL BAKER, JR., INC. / SFB Replacement Project Final Design Services - Consulting Engineer Agreement	\$33,626,658.74	\$33,539,647.35	\$6,808,784.95	20.30%	C+
Greenman-Pedersen, Inc.		C-694A GREENMAN-PEDERSEN, INC. / New Hope Lambertville TSB Rehabilitation - Preliminary, Final and Post Design - Consulting Engineer Agreement	\$1,895,134.27	\$1,403,296.67	\$635,859.21	45.31%	A+
French & Parrello Associates (IBE Prime)	VBE	C-696B FRENCH & PARRELLO ASSOCIATES, P.A. / TOA - Facilities - NJ - Consulting Engineer Agreement	\$500,000.00	\$139,135.60	\$139,135.60	100.00%	A+
HDR Engineering, Inc. - Pittsburgh, PA		C-697A HDR ENGINEERING, INC. / Preliminary Engineering and Environmental Documentation for the Washington Crossing Bridge Replacement - Consulting Engineer Agreement	\$8,061,761.62	\$228,163.95	\$-	0.00%	F
Greenman-Pedersen, Inc.		C-704A GPI / TOA - New Hope-Lambertville Toll Bridge Salt Storage Building - CM/CI Services	\$610,145.27	\$610,145.27	\$26,570.72	4.35%	F
Johnson, Mirmiran and Thompson, Inc.		C-716A JOHNSON, MIRMIRAN & THOMPSON / TOA - Facilities - Consulting Engineer Agreement	\$500,000.00	\$308,843.62	\$48,594.97	15.73%	C
The Gordian Group, Inc.		C-727A THE GORDIAN GROUP, INC. / JOC - Program Manager Consultant - Consulting Engineer Agreement	\$1,450,000.00	\$1,323,935.66	\$729,008.62	55.06%	A+
Rummel, Klepper and Kahl, LLP		C-728A RUMMEL, KLEPPER & KAHL / TOA - Electric Toll Collection / Tolling - PA - Consulting Engineer Agreement	\$500,000.00	\$497,345.72	\$109,901.76	22.10%	C+
French & Parrello Associates (IBE Prime)	VBE	C-729A FRENCH & PARRELLO ASSOCIATES, P.A. / TOA - Facilities - NJ - Consulting Engineer Agreement	\$500,000.00	\$99,472.30	\$99,472.30	100.00%	A+
Arora and Associates, P.C. (IBE Prime)	MBE	C-732A ARORA AND ASSOCIATES, PC. (IBE) / TOA - Structural / Civil - NJ - Consulting Engineer Agreement	\$1,000,000.00	\$788,087.07	\$788,087.07	100.00%	A+
WSP/PARSONS BRINCKERHOFF, INC		C-750A WSP USA, INC. / TOA - Structural / Civil - Consulting Engineer Agreement	\$1,000,000.00	\$756,100.55	\$125,019.51	16.53%	C
Traffic Planning and Design, Inc.		C-751A TRAFFIC PLANNING AND DESIGN, INC. / TOA - Construction Inspection - Consulting Engineer Agreement	\$500,000.00	\$360,637.34	\$30,950.72	8.58%	D
Rummel, Klepper and Kahl, LLP		C-754A RUMMEL, KLEPPER & KAHL, LLP / New Hope Lambertville TB All Electronic Tolling (AET) Conversion Design - Consulting Engineer Agreement	\$1,277,452.16	\$431,017.23	\$35,731.75	8.29%	D
Pickering, Corts & Summerson, Inc. (IBE Prime)	SBE	C-757A-1 PICKERING, CORTS & SUMMERSON / Professional Engineering Services for 2023-2024 Annual Inspections - Consulting Engineer Agreement	\$748,898.24	\$574,604.08	\$574,604.08	100.00%	A+
Naik Consulting Group, P.C. (IBE Prime)	DBE	C-759A NAIK CONSULTING GROUP, PC (IBE) / TOA - Structural / Civil - Consulting Engineer Agreement	\$1,000,000.00	\$685,177.07	\$685,177.07	100.00%	A+
Remington & Vernick		C-760A REMINGTON & VERNICK ENGINEERS, INC. / TOA - Construction Management Services - Consulting Engineer Agreement	\$500,000.00	\$303,817.34	\$60,290.60	19.84%	C
Pennoni Associates Inc		C-761A PENNONI ASSOCIATES, INC. / Traffic Engineering Consultant 2021-2022 Annual Reports - Consulting Engineer Agreement	\$120,000.00	\$70,286.52	\$-	0.00%	F
Arora and Associates, P.C. (IBE Prime)	MBE	C-766A ARORA & ASSOCIATES, PC / I-78 NJ Roadway Rehabilitation and Power & Communication Infrastructure - Final and Post Design - Consulting Engineer Agreement	\$2,900,943.54	\$2,412,271.81	\$2,412,271.81	100.00%	A+
Traffic Planning and Design, Inc.		C-769A TRAFFIC PLANNING & DESIGN, INC. / TOA - Structural / Civil - Consulting Engineer Agreement	\$1,000,000.00	\$664,363.15	\$176,429.07	26.56%	B
Rummel, Klepper and Kahl, LLP		C-770A RUMMEL, KLEPPER & KAHL, LLP / TOA - Electronic Toll Collection / Tolling - Consulting Engineer Agreement	\$750,000.00	\$378,673.10	\$-	0.00%	F

*Met or Exceeded the Target

*Did Not Meet the Target

*P/T/D = Paid To Date

Delaware River Joint Toll Bridge Commission

Meeting of November 25, 2024

Active Professional Services Projects Payments Detail Report

Date: From 07/01/2014 To 10/31/2024

IBE Payments Legend	
Score Rankings	IBE Commitment Participation
A+	45% & above
A	35% to 44.9%
B+	30% to 34.9%
B	25% to 29.9%
C+	20% to 24.9%
C	15% to 19.9%
D+	10% to 14.9%
D	5% to 9.9%
F	4.9% & below

Prime Consultants	IBE Firm	Project Title	Contract Value	Prime P / T / D	IBE P / T / D	IBE Actual	Score
French & Parrello Associates		C-771A FRENCH & PARRELLO ASSOCIATES, P.A. / TOA - Facilities - Consulting Engineer Agreement	\$1,000,000.00	\$575,626.36	\$127,736.82	22.19%	C+
KS Engineers, P.C. (IBE Prime)	MBE	C-772A KS ENGINEERS, PC / TOA - Construction Inspection - Consulting Engineer Agreement	\$500,000.00	\$68,315.28	\$68,315.28	100.00%	A+
IH Engineers, P.C. (IBE Prime)	SBE	C-782A IH ENGINEERS, PC (IBE) / Underwater Substructure Improvement Design - All Regions - Professional Engineering Services Agreement	\$1,866,074.12	\$735,249.04	\$735,249.04	100.00%	A+
Traffic Planning and Design, Inc.		C-788A TRAFFIC PLANNING & DESIGN, INC. / TOA - Structural / Civil - Consulting Engineer Agreement	\$1,000,000.00	\$88,589.94	\$-	0.00%	F
Pennoni Associates Inc		C-789A PENNONI ASSOCIATES, INC. / TOA - Consulting Engineer Agreement	\$500,000.00	\$-	\$-	0.00%	N/A
Joseph Jingoli & Son, Inc.		CM-519A JOSEPH JINGOLI & SON, INC. / Southern Operations & Maintenance Facilities Improvements - Consulting Engineer Agreement	\$3,611,070.08	\$2,758,399.12	\$740,666.74	26.85%	B
Johnson, Mirmiran and Thompson, Inc.		CM-590A JOHNSON, MIRMIRAN AND THOMPSON, INC. / Northampton St. TSB Rehabilitation - CM / CI Services - Consulting Engineer Agreement	\$1,554,968.16	\$1,272,997.74	\$325,198.53	25.55%	B
Urban Engineers, Inc.		CM-694A URBAN ENGINEERS, INC. / New Hope Lambertville TSB Rehabilitation - CM / CI Services - Consulting Engineer Agreement	\$1,209,964.08	\$463,984.18	\$135,314.83	29.16%	B
Greenman-Pedersen, Inc.		CM-766A GREENMAN-PEDERSEN, INC. / I-78 NJ Roadway Rehabilitation and Power & Communication Infrastructure Improvements - CM / CI Services - Consulting Engineer Agreement	\$2,405,208.16	\$1,018,904.85	\$48,501.41	4.76%	F

*Met or Exceeded the Target

*Did Not Meet the Target

*P/T/D = Paid To Date

Delaware River Joint Toll Bridge Commission

Meeting of November 25, 2024

Completed Construction Projects - Summary's & Scores (IBE Payments, Workforce Hours & Ethnicity Participation)

Date: From 07/01/2014 To 10/31/2024

IBE Payments Legend	
Score Rankings	IBE Commitment Participation
A+	45% & above
A	35% to 44.9%
B+	30% to 34.9%
B	25% to 29.9%
C+	20% to 24.9%
C	15% to 19.9%
D+	10% to 14.9%
D	5% to 9.9%
F	4.9% & below

Total of all Primes Contract Values \$572,897,132.55

Total Payments to all Primes \$542,058,206.53

Total Payments to all IBEs \$108,408,889.53

IBE Target 25.00%

IBE Actual 20.00%

Workforce Utilization Legend		
Score Rankings	Workforce Commitment Participation	Ethnicity & Gender Participation
A+	30% & above	25% & above
A	25% to 29.9%	15% to 24.9%
B+	20% to 24.9%	over 15%
B	15% to 19.9%	10% to 14.9%
C+	10% to 14.9%	over 10%
C	10% to 14.9%	7.5% to 9.9%
D+	5% to 9.9%	over 7.5%
D	5% to 9.9%	5% to 7.4%
F	4.9% & below	4.9% & below

COMPLETED CONSTRUCTION PROJECTS														
Payments Summary					Workforce Hours Summary 19.70%					Ethnicity Participation Summary				
Total Contracts Value	Total Prime P / T / D	Total IBE P / T / D	Total IBE %	Payments Score (Total IBE Payments)	Total Number of Workers	Total Hours Worked	Caucasian Hours	Total Minority Hours	Total Women Hours	Workforce Score (Total Hours Worked)	Caucasian %	Minority %	Women %	Ethnicity Score (Total Participation)
\$572,897,132.55	\$542,058,206.53	\$108,408,889.53	20.00%	C+	4440	1,729,892.45	1,435,294.56	294,597.89	46,208.50	B	82.97%	17.03%	2.67%	A

DB-540A/B TRANSCORE - Electronic Toll Collection System Replacement - Design, Build & Maintain														
Payments Summary					Workforce Hours Summary 53.31%					Ethnicity Participation Summary				
Total Contracts Value	Total Prime P / T / D	Total IBE P / T / D	Total IBE %	Payments Score (Total IBE Payments)	Total Number of Workers	Total Hours Worked	Caucasian Hours	Total Minority Hours	Total Women Hours	Workforce Score (Total Hours Worked)	Caucasian %	Minority %	Women %	Ethnicity Score (Total Participation)
\$26,807,641.18	\$12,535,773.52	\$2,316,211.51	18.48%	C	15	2,040.00	952.50	1,087.50	0.00	A+	46.69%	53.31%	0.00%	A+

DB-724A SCHNEIDER ELECTRIC Electronic Surveillance/Detection System Maintenance Contract														
Payments Summary					Workforce Hours Summary 45.89%					Ethnicity Participation Summary				
Total Contracts Value	Total Prime P / T / D	Total IBE P / T / D	Total IBE %	Payments Score (Total IBE Payments)	Total Number of Workers	Total Hours Worked	Caucasian Hours	Total Minority Hours	Total Women Hours	Workforce Score (Total Hours Worked)	Caucasian %	Minority %	Women %	Ethnicity Score (Total Participation)
\$11,294,820.75	\$1,436,335.65	\$215,551.42	15.01%	C	57	717.00	479.00	238.00	91.00	A+	66.81%	33.19%	12.69%	A+

T-508A BRACY - I-78 Maintenance Garage Expansion at I-78 PA Welcome Center / Maintenance Facility														
Payments Summary					Workforce Hours Summary 7.39%					Ethnicity Participation Summary				
Total Contracts Value	Total Prime P / T / D	Total IBE P / T / D	Total IBE %	Payments Score (Total IBE Payments)	Total Number of Workers	Total Hours Worked	Caucasian Hours	Total Minority Hours	Total Women Hours	Workforce Score (Total Hours Worked)	Caucasian %	Minority %	Women %	Ethnicity Score (Total Participation)
\$10,049,000.00	\$9,845,176.91	\$1,589,381.54	16.14%	C	244	31,516.58	30,048.08	1,468.50	861.25	D	95.34%	4.66%	2.73%	F

T-514A WEST SIDE - DIII Toll Bridges Facilities Emergency Standby Generators Improvements														
Payments Summary					Workforce Hours Summary 0.00%					Ethnicity Participation Summary				
Total Contracts Value	Total Prime P / T / D	Total IBE P / T / D	Total IBE %	Payments Score (Total IBE Payments)	Total Number of Workers	Total Hours Worked	Caucasian Hours	Total Minority Hours	Total Women Hours	Workforce Score (Total Hours Worked)	Caucasian %	Minority %	Women %	Ethnicity Score (Total Participation)
\$680,480.00	\$644,686.00	\$197,339.99	30.61%	B+	0	0.00	0.00	0.00	0.00	N/A	0.00%	0.00%	0.00%	N/A

T-566A INTERCOUNTY PAVING - PORTLAND COLUMBIA TOLL BRIDGE APPROACH ROADWAY IMPROVEMENTS														
Payments Summary					Workforce Hours Summary 0.00%					Ethnicity Participation Summary				
Total Contracts Value	Total Prime P / T / D	Total IBE P / T / D	Total IBE %	Payments Score (Total IBE Payments)	Total Number of Workers	Total Hours Worked	Caucasian Hours	Total Minority Hours	Total Women Hours	Workforce Score (Total Hours Worked)	Caucasian %	Minority %	Women %	Ethnicity Score (Total Participation)
\$6,317,000.00	\$6,193,334.28	\$1,877,906.86	30.32%	B+	0	0.00	0.00	0.00	0.00	N/A	0.00%	0.00%	0.00%	N/A

T-611A MAGNUM (IBE) NH-L Toll Bridge Salt Storage Facility														
Payments Summary					Workforce Hours Summary 2.16%					Ethnicity Participation Summary				
Total Contracts Value	Total Prime P / T / D	Total IBE P / T / D	Total IBE %	Payments Score (Total IBE Payments)	Total Number of Workers	Total Hours Worked	Caucasian Hours	Total Minority Hours	Total Women Hours	Workforce Score (Total Hours Worked)	Caucasian %	Minority %	Women %	Ethnicity Score (Total Participation)
\$1,439,584.00	\$1,348,934.71	\$1,348,934.71	100.00%	A+	65	5,925.50	5,805.50	120.00	8.00	F	97.97%	2.03%	0.14%	F

Delaware River Joint Toll Bridge Commission

Meeting of November 25, 2024

Completed Construction Projects - Summary's & Scores (IBE Payments, Workforce Hours & Ethnicity Participation)

Date: From 07/01/2014 To 10/31/2024

IBE Payments Legend	
Score Rankings	IBE Commitment Participation
A+	45% & above
A	35% to 44.9%
B+	30% to 34.9%
B	25% to 29.9%
C+	20% to 24.9%
C	15% to 19.9%
D+	10% to 14.9%
D	5% to 9.9%
F	4.9% & below

Total of all Primes Contract Values \$572,897,132.55

Total Payments to all Primes \$542,058,206.53

Total Payments to all IBEs \$108,408,889.53

IBE Target 25.00%

IBE Actual 20.00%

Workforce Utilization Legend		
Score Rankings	Workforce Commitment Participation	Ethnicity & Gender Participation
A+	30% & above	25% & above
A	25% to 29.9%	15% to 24.9%
B+	20% to 24.9%	over 15%
B	15% to 19.9%	10% to 14.9%
C+	10% to 14.9%	over 10%
C	10% to 14.9%	7.5% to 9.9%
D+	5% to 9.9%	over 7.5%
D	5% to 9.9%	5% to 7.4%
F	4.9% & below	4.9% & below

T-641A MERC0 - Easton / Phillipsburg Ramp C Stabilization														
Payments Summary				Workforce Hours Summary 0.00%						Ethnicity Participation Summary				
Total Contracts Value	Total Prime P / T / D	Total IBE P / T / D	Total IBE %	Payments Score (Total IBE Payments)	Total Number of Workers	Total Hours Worked	Caucasian Hours	Total Minority Hours	Total Women Hours	Workforce Score (Total Hours Worked)	Caucasian %	Minority %	Women %	Ethnicity Score (Total Participation)
\$1,130,000.00	\$998,300.00	\$998,300.00	100.00%	A+	0	0.00	0.00	0.00	0.00	N/A	0.00%	0.00%	0.00%	N/A

T-644A J.D. ECKMAN - Easton Phillipsburg TB Facility Administration Bldg.														
Payments Summary				Workforce Hours Summary 28.50%						Ethnicity Participation Summary				
Total Contracts Value	Total Prime P / T / D	Total IBE P / T / D	Total IBE %	Payments Score (Total IBE Payments)	Total Number of Workers	Total Hours Worked	Caucasian Hours	Total Minority Hours	Total Women Hours	Workforce Score (Total Hours Worked)	Caucasian %	Minority %	Women %	Ethnicity Score (Total Participation)
\$11,117,003.61	\$11,038,703.72	\$3,066,725.97	27.78%	B	320	47,800.75	35,278.00	12,522.75	1,098.75	A	73.80%	26.20%	2.30%	A+

T-645A MJF Building & Facilities Energy Conservation														
Payments Summary				Workforce Hours Summary 23.54%						Ethnicity Participation Summary				
Total Contracts Value	Total Prime P / T / D	Total IBE P / T / D	Total IBE %	Payments Score (Total IBE Payments)	Total Number of Workers	Total Hours Worked	Caucasian Hours	Total Minority Hours	Total Women Hours	Workforce Score (Total Hours Worked)	Caucasian %	Minority %	Women %	Ethnicity Score (Total Participation)
\$5,376,806.87	\$5,376,806.87	\$5,376,806.87	100.00%	A+	46	9,735.28	7,509.23	2,226.05	65.75	B+	77.13%	22.87%	0.68%	A

T-645B SCHNEIDER ELECTRIC Building & Facilities Energy Conservation Measures - Mechanical/Controls														
Payments Summary				Workforce Hours Summary 0.00%						Ethnicity Participation Summary				
Total Contracts Value	Total Prime P / T / D	Total IBE P / T / D	Total IBE %	Payments Score (Total IBE Payments)	Total Number of Workers	Total Hours Worked	Caucasian Hours	Total Minority Hours	Total Women Hours	Workforce Score (Total Hours Worked)	Caucasian %	Minority %	Women %	Ethnicity Score (Total Participation)
\$1,247,159.50	\$1,247,159.50	\$129,525.50	10.39%	D+	7	1,625.50	1,625.50	0.00	0.00	F	100.00%	0.00%	0.00%	F

T-661A TRC - SFB Replacement Project Subsurface Boring & Sampling														
Payments Summary				Workforce Hours Summary 0.00%						Ethnicity Participation Summary				
Total Contracts Value	Total Prime P / T / D	Total IBE P / T / D	Total IBE %	Payments Score (Total IBE Payments)	Total Number of Workers	Total Hours Worked	Caucasian Hours	Total Minority Hours	Total Women Hours	Workforce Score (Total Hours Worked)	Caucasian %	Minority %	Women %	Ethnicity Score (Total Participation)
\$1,559,275.00	\$1,438,941.98	\$234,466.30	16.29%	C	0	0.00	0.00	0.00	0.00	N/A	0.00%	0.00%	0.00%	N/A

T-666A PKF - SFB Replacement Project Construction for PA Noise Walls														
Payments Summary				Workforce Hours Summary 14.94%						Ethnicity Participation Summary				
Total Contracts Value	Total Prime P / T / D	Total IBE P / T / D	Total IBE %	Payments Score (Total IBE Payments)	Total Number of Workers	Total Hours Worked	Caucasian Hours	Total Minority Hours	Total Women Hours	Workforce Score (Total Hours Worked)	Caucasian %	Minority %	Women %	Ethnicity Score (Total Participation)
\$11,394,750.00	\$11,219,737.01	\$3,338,786.23	29.76%	B	42	5,738.00	5,122.00	616.00	241.50	C	89.26%	10.74%	4.21%	B

T-667A AP CONSTRUCTION - SFB Replacement Project Tree Clearing														
Payments Summary				Workforce Hours Summary 0.00%						Ethnicity Participation Summary				
Total Contracts Value	Total Prime P / T / D	Total IBE P / T / D	Total IBE %	Payments Score (Total IBE Payments)	Total Number of Workers	Total Hours Worked	Caucasian Hours	Total Minority Hours	Total Women Hours	Workforce Score (Total Hours Worked)	Caucasian %	Minority %	Women %	Ethnicity Score (Total Participation)
\$1,814,999.39	\$1,721,688.26	\$454,825.01	26.42%	B	0	0.00	0.00	0.00	0.00	N/A	0.00%	0.00%	0.00%	N/A

Delaware River Joint Toll Bridge Commission

Meeting of November 25, 2024

Completed Construction Projects - Summary's & Scores (IBE Payments, Workforce Hours & Ethnicity Participation)

Date: From 07/01/2014 To 10/31/2024

IBE Payments Legend	
Score Rankings	IBE Commitment Participation
A+	45% & above
A	35% to 44.9%
B+	30% to 34.9%
B	25% to 29.9%
C+	20% to 24.9%
C	15% to 19.9%
D+	10% to 14.9%
D	5% to 9.9%
F	4.9% & below

Total of all Primes Contract Values \$572,897,132.55

Total Payments to all Primes \$542,058,206.53

Total Payments to all IBEs \$108,408,889.53

IBE Target 25.00%

IBE Actual 20.00%

Workforce Utilization Legend		
Score Rankings	Workforce Commitment Participation	Ethnicity & Gender Participation
A+	30% & above	25% & above
A	25% to 29.9%	15% to 24.9%
B+	20% to 24.9%	over 15%
B	15% to 19.9%	10% to 14.9%
C+	10% to 14.9%	over 10%
C	10% to 14.9%	7.5% to 9.9%
D+	5% to 9.9%	over 7.5%
D	5% to 9.9%	5% to 7.4%
F	4.9% & below	4.9% & below

T-668A TRUMBULL 2 New Jersey - SFB Replacement Project														
Payments Summary					Workforce Hours Summary 21.57%					Ethnicity Participation Summary				
Total Contracts Value	Total Prime P / T / D	Total IBE P / T / D	Total IBE %	Payments Score (Total IBE Payments)	Total Number of Workers	Total Hours Worked	Caucasian Hours	Total Minority Hours	Total Women Hours	Workforce Score (Total Hours Worked)	Caucasian %	Minority %	Women %	Ethnicity Score (Total Participation)
\$-	\$-	\$-	0.00%	N/A	1729	666,190.74	539,479.44	126,711.30	16,978.00	B+	80.98%	19.02%	2.55%	A

T-668A TRUMBULL 1 Pennsylvania SFB Bridge Replacement Project														
Payments Summary					Workforce Hours Summary 18.76%					Ethnicity Participation Summary				
Total Contracts Value	Total Prime P / T / D	Total IBE P / T / D	Total IBE %	Payments Score (Total IBE Payments)	Total Number of Workers	Total Hours Worked	Caucasian Hours	Total Minority Hours	Total Women Hours	Workforce Score (Total Hours Worked)	Caucasian %	Minority %	Women %	Ethnicity Score (Total Participation)
\$436,216,954.02	\$437,608,416.90	\$76,711,826.97	17.53%	C	1953	841,284.08	709,643.76	131,640.32	26,191.25	B	84.35%	15.65%	3.11%	A

T-705A SPARWICK - I-78 Toll Plaza Bumper Block Replacement														
Payments Summary					Workforce Hours Summary 0.00%					Ethnicity Participation Summary				
Total Contracts Value	Total Prime P / T / D	Total IBE P / T / D	Total IBE %	Payments Score (Total IBE Payments)	Total Number of Workers	Total Hours Worked	Caucasian Hours	Total Minority Hours	Total Women Hours	Workforce Score (Total Hours Worked)	Caucasian %	Minority %	Women %	Ethnicity Score (Total Participation)
\$160,006.00	\$160,006.00	\$160,006.00	100.00%	A+	0	0.00	0.00	0.00	0.00	N/A	0.00%	0.00%	0.00%	N/A

T-707A Bracy Commission Administration Building at SFB & Adaptive Reuse of the 1799 Building														
Payments Summary					Workforce Hours Summary 12.32%					Ethnicity Participation Summary				
Total Contracts Value	Total Prime P / T / D	Total IBE P / T / D	Total IBE %	Payments Score (Total IBE Payments)	Total Number of Workers	Total Hours Worked	Caucasian Hours	Total Minority Hours	Total Women Hours	Workforce Score (Total Hours Worked)	Caucasian %	Minority %	Women %	Ethnicity Score (Total Participation)
\$21,468,985.71	\$21,468,985.71	\$4,382,167.83	20.41%	C+	435	80,061.86	70,408.20	9,653.66	209.00	C	87.94%	12.06%	0.26%	B

T-708A Allied Painting New Hope-Lambertville Toll Bridge Floor System Rehabilitation -Facility Administration Building														
Payments Summary					Workforce Hours Summary 64.86%					Ethnicity Participation Summary				
Total Contracts Value	Total Prime P / T / D	Total IBE P / T / D	Total IBE %	Payments Score (Total IBE Payments)	Total Number of Workers	Total Hours Worked	Caucasian Hours	Total Minority Hours	Total Women Hours	Workforce Score (Total Hours Worked)	Caucasian %	Minority %	Women %	Ethnicity Score (Total Participation)
\$1,694,000.00	\$1,546,100.00	\$170,944.28	11.06%	D+	26	5,244.00	1,842.50	3,401.50	0.00	A+	35.14%	64.86%	0.00%	A+

T-711AR BRACY - Easton Phillipsburg Toll Bridge Salt Storage Building														
Payments Summary					Workforce Hours Summary 15.61%					Ethnicity Participation Summary				
Total Contracts Value	Total Prime P / T / D	Total IBE P / T / D	Total IBE %	Payments Score (Total IBE Payments)	Total Number of Workers	Total Hours Worked	Caucasian Hours	Total Minority Hours	Total Women Hours	Workforce Score (Total Hours Worked)	Caucasian %	Minority %	Women %	Ethnicity Score (Total Participation)
\$1,711,600.00	\$1,666,931.06	\$18,727.94	1.12%	F	77	5,669.75	4,784.50	885.25	0.00	B	84.39%	15.61%	0.00%	A

T-717A BRACY Milford-Montague Toll Bridge Salt Storage Building														
Payments Summary					Workforce Hours Summary 7.70%					Ethnicity Participation Summary				
Total Contracts Value	Total Prime P / T / D	Total IBE P / T / D	Total IBE %	Payments Score (Total IBE Payments)	Total Number of Workers	Total Hours Worked	Caucasian Hours	Total Minority Hours	Total Women Hours	Workforce Score (Total Hours Worked)	Caucasian %	Minority %	Women %	Ethnicity Score (Total Participation)
\$1,244,000.00	\$1,232,810.45	\$70,588.96	5.73%	D	43	3,227.00	2,978.50	248.50	0.00	D	92.30%	7.70%	0.00%	C

Delaware River Joint Toll Bridge Commission

Meeting of November 25, 2024

Completed Construction Projects - Summary's & Scores (IBE Payments, Workforce Hours & Ethnicity Participation)

Date: From 07/01/2014 To 10/31/2024

IBE Payments Legend	
Score Rankings	IBE Commitment Participation
A+	45% & above
A	35% to 44.9%
B+	30% to 34.9%
B	25% to 29.9%
C+	20% to 24.9%
C	15% to 19.9%
D+	10% to 14.9%
D	5% to 9.9%
F	4.9% & below

Total of all Primes Contract Values \$572,897,132.55

Total Payments to all Primes \$542,058,206.53

Total Payments to all IBEs \$108,408,889.53

IBE Target 25.00%

IBE Actual 20.00%

Workforce Utilization Legend		
Score Rankings	Workforce Commitment Participation	Ethnicity & Gender Participation
A+	30% & above	25% & above
A	25% to 29.9%	15% to 24.9%
B+	20% to 24.9%	over 15%
B	15% to 19.9%	10% to 14.9%
C+	10% to 14.9%	over 10%
C	10% to 14.9%	7.5% to 9.9%
D+	5% to 9.9%	over 7.5%
D	5% to 9.9%	5% to 7.4%
F	4.9% & below	4.9% & below

T-719A ROAD-CON Delaware Water Gap Toll Bridge Facility Westbound Toll Plaza Roadway and NJ Approach Repairs.														
Payments Summary					Workforce Hours Summary 23.68%					Ethnicity Participation Summary				
Total Contracts Value	Total Prime P / T / D	Total IBE P / T / D	Total IBE %	Payments Score (Total IBE Payments)	Total Number of Workers	Total Hours Worked	Caucasian Hours	Total Minority Hours	Total Women Hours	Workforce Score (Total Hours Worked)	Caucasian %	Minority %	Women %	Ethnicity Score (Total Participation)
\$3,773,197.85	\$3,554,825.27	\$610,051.82	17.16%	C	123	9,822.57	7,915.77	1,906.80	419.50	B+	80.59%	19.41%	4.27%	A

T-730A BRACY Southern Operations & Maintenance Facilities Improvements Trenton Morrisville Salt Operations														
Payments Summary					Workforce Hours Summary 6.85%					Ethnicity Participation Summary				
Total Contracts Value	Total Prime P / T / D	Total IBE P / T / D	Total IBE %	Payments Score (Total IBE Payments)	Total Number of Workers	Total Hours Worked	Caucasian Hours	Total Minority Hours	Total Women Hours	Workforce Score (Total Hours Worked)	Caucasian %	Minority %	Women %	Ethnicity Score (Total Participation)
\$3,275,000.00	\$3,234,621.97	\$450,025.89	13.91%	D+	57	5,831.08	5,471.58	359.50	40.00	D	93.83%	6.17%	0.69%	D

T-746A ROAD-CON, INC. / Trenton Morrisville TB Roadway repaving and Deck Sealing Improvements														
Payments Summary					Workforce Hours Summary 25.00%					Ethnicity Participation Summary				
Total Contracts Value	Total Prime P / T / D	Total IBE P / T / D	Total IBE %	Payments Score (Total IBE Payments)	Total Number of Workers	Total Hours Worked	Caucasian Hours	Total Minority Hours	Total Women Hours	Workforce Score (Total Hours Worked)	Caucasian %	Minority %	Women %	Ethnicity Score (Total Participation)
\$1.00	\$-	\$-	0.00%	N/A	5	64.00	48.00	16.00	0.00	A	75.00%	25.00%	0.00%	A+

TS-639B MOUNT CONSTRUCTION - Lower Trenton TSB Approach Roadways Improvements														
Payments Summary					Workforce Hours Summary 0.00%					Ethnicity Participation Summary				
Total Contracts Value	Total Prime P / T / D	Total IBE P / T / D	Total IBE %	Payments Score (Total IBE Payments)	Total Number of Workers	Total Hours Worked	Caucasian Hours	Total Minority Hours	Total Women Hours	Workforce Score (Total Hours Worked)	Caucasian %	Minority %	Women %	Ethnicity Score (Total Participation)
\$2,731,688.30	\$2,090,794.00	\$2,090,794.00	100.00%	A+	0	0.00	0.00	0.00	0.00	N/A	0.00%	0.00%	0.00%	N/A

TS-650A ROAD-CON - RIVERTON BELVIDERE TSB														
Payments Summary					Workforce Hours Summary 0.00%					Ethnicity Participation Summary				
Total Contracts Value	Total Prime P / T / D	Total IBE P / T / D	Total IBE %	Payments Score (Total IBE Payments)	Total Number of Workers	Total Hours Worked	Caucasian Hours	Total Minority Hours	Total Women Hours	Workforce Score (Total Hours Worked)	Caucasian %	Minority %	Women %	Ethnicity Score (Total Participation)
\$708,707.00	\$652,738.50	\$28,347.48	4.34%	F	0	0.00	0.00	0.00	0.00	N/A	0.00%	0.00%	0.00%	N/A

TS-677A SPARWICK - SF TSB Interim Deck Repairs on I-95														
Payments Summary					Workforce Hours Summary 13.62%					Ethnicity Participation Summary				
Total Contracts Value	Total Prime P / T / D	Total IBE P / T / D	Total IBE %	Payments Score (Total IBE Payments)	Total Number of Workers	Total Hours Worked	Caucasian Hours	Total Minority Hours	Total Women Hours	Workforce Score (Total Hours Worked)	Caucasian %	Minority %	Women %	Ethnicity Score (Total Participation)
\$999,656.00	\$999,656.00	\$999,656.00	100.00%	A+	8	580.00	501.00	79.00	0.00	C	86.38%	13.62%	0.00%	B

TS-687A CARR & DUFF - Lower Trenton Toll Supported Bridge Replacement of Sign Lighting Elements														
Payments Summary					Workforce Hours Summary 1.50%					Ethnicity Participation Summary				
Total Contracts Value	Total Prime P / T / D	Total IBE P / T / D	Total IBE %	Payments Score (Total IBE Payments)	Total Number of Workers	Total Hours Worked	Caucasian Hours	Total Minority Hours	Total Women Hours	Workforce Score (Total Hours Worked)	Caucasian %	Minority %	Women %	Ethnicity Score (Total Participation)
\$647,000.00	\$647,000.00	\$163,632.58	25.29%	B	14	2,734.00	2,693.00	41.00	0.00	F	98.50%	1.50%	0.00%	F

Delaware River Joint Toll Bridge Commission

Meeting of November 25, 2024

Completed Construction Projects - Summary's & Scores (IBE Payments, Workforce Hours & Ethnicity Participation)

Date: From 07/01/2014 To 10/31/2024

IBE Payments Legend	
Score Rankings	IBE Commitment Participation
A+	45% & above
A	35% to 44.9%
B+	30% to 34.9%
B	25% to 29.9%
C+	20% to 24.9%
C	15% to 19.9%
D+	10% to 14.9%
D	5% to 9.9%
F	4.9% & below

Total of all Primes Contract Values \$572,897,132.55

Total Payments to all Primes \$542,058,206.53

Total Payments to all IBEs \$108,408,889.53

IBE Target 25.00%

IBE Actual 20.00%

Workforce Utilization Legend		
Score Rankings	Workforce Commitment Participation	Ethnicity & Gender Participation
A+	30% & above	25% & above
A	25% to 29.9%	15% to 24.9%
B+	20% to 24.9%	over 15%
B	15% to 19.9%	10% to 14.9%
C+	10% to 14.9%	over 10%
C	10% to 14.9%	7.5% to 9.9%
D+	5% to 9.9%	over 7.5%
D	5% to 9.9%	5% to 7.4%
F	4.9% & below	4.9% & below

TS-699A CARR & DUFF LOWER TRENTON TSB APPROACH TRAFFIC SIGNAL EQUIPMENT UPGRADES														
Payments Summary					Workforce Hours Summary 28.52%					Ethnicity Participation Summary				
Total Contracts Value	Total Prime P / T / D	Total IBE P / T / D	Total IBE %	Payments Score (Total IBE Payments)	Total Number of Workers	Total Hours Worked	Caucasian Hours	Total Minority Hours	Total Women Hours	Workforce Score (Total Hours Worked)	Caucasian %	Minority %	Women %	Ethnicity Score (Total Participation)
\$161,150.37	\$161,150.32	\$61,169.00	37.96%	A	11	433.00	309.50	123.50	0.00	A	71.48%	28.52%	0.00%	A+

TTS-723A J FLETCHER CREAMER On Call Beam Guide Rail & Attenuator Replacement														
Payments Summary					Workforce Hours Summary 38.70%					Ethnicity Participation Summary				
Total Contracts Value	Total Prime P / T / D	Total IBE P / T / D	Total IBE %	Payments Score (Total IBE Payments)	Total Number of Workers	Total Hours Worked	Caucasian Hours	Total Minority Hours	Total Women Hours	Workforce Score (Total Hours Worked)	Caucasian %	Minority %	Women %	Ethnicity Score (Total Participation)
\$1,376,666.00	\$756,232.60	\$113,829.53	15.05%	C	55	2,315.50	1,419.50	896.00	0.00	A+	61.30%	38.70%	0.00%	A+

TTS-736A RCC BUILDERS & DEVELOPERS - (IBE) JOC for Building and Facility Work North Region														
Payments Summary					Workforce Hours Summary 48.50%					Ethnicity Participation Summary				
Total Contracts Value	Total Prime P / T / D	Total IBE P / T / D	Total IBE %	Payments Score (Total IBE Payments)	Total Number of Workers	Total Hours Worked	Caucasian Hours	Total Minority Hours	Total Women Hours	Workforce Score (Total Hours Worked)	Caucasian %	Minority %	Women %	Ethnicity Score (Total Participation)
\$3,000,000.00	\$68,665.26	\$68,665.26	100.00%	A+	2	334.00	172.00	162.00	0.00	A+	51.50%	48.50%	0.00%	A+

TTS-737A RCC BUILDERS & DEVELOPERS - Job Order Contracting for Building & Facility Work SOUTH REGION														
Payments Summary					Workforce Hours Summary 19.88%					Ethnicity Participation Summary				
Total Contracts Value	Total Prime P / T / D	Total IBE P / T / D	Total IBE %	Payments Score (Total IBE Payments)	Total Number of Workers	Total Hours Worked	Caucasian Hours	Total Minority Hours	Total Women Hours	Workforce Score (Total Hours Worked)	Caucasian %	Minority %	Women %	Ethnicity Score (Total Participation)
\$3,500,000.00	\$1,163,694.08	\$1,163,694.08	100.00%	A+	35	1,002.26	807.50	194.76	4.50	B	80.57%	19.43%	0.45%	A

Delaware River Joint Toll Bridge Commission

Meeting of November 25, 2024

Completed Professional Services Projects Payments Detail Report

Date: From 07/01/2014 To 10/31/2024

IBE Payments Legend	
Score Rankings	IBE Commitment Participation
A+	45% & above
A	35% to 44.9%
B+	30% to 34.9%
B	25% to 29.9%
C+	20% to 24.9%
C	15% to 19.9%
D+	10% to 14.9%
D	5% to 9.9%
F	4.9% & below

Summary	Contract Value	Prime P / T / D	IBE P / T / D	IBE Actual	Score
Professional and Construction Projects Totals	\$635,619,991.35	\$597,737,350.92	\$125,170,356.02	20.94%	C+
Professional Services Projects Totals	\$62,722,858.80	\$55,679,144.39	\$16,761,466.49	30.10%	B+

Prime Consultants	IBE Firm	Project Title	Contract Value	Prime P / T / D	IBE P / T / D	IBE Actual	Score
Burns Engineering, Inc.		C-508A BURNS - I-78 Maintenance Garage Expansion	\$717,042.74	\$717,042.74	\$305,795.94	42.65%	A
Gannett Fleming Inc. - Camp Hill, PA		C-644A GANNETT - I-78 Bridges & Approach Slab Rehabilitation	\$651,157.49	\$600,565.63	\$42,925.47	7.15%	D
Ammann & Whitney		C-650A AMMANN - Riverton / Belvidere TSB Critical Member Strengthening - Design	\$517,538.84	\$451,072.33	\$36,347.80	8.06%	D
Joseph Jingoli & Son, Inc.		C-657A JINGOLI - TOA / Building Construction Management Services - PA Assignment Level 3 Toll Bridge Facilities Energy Contract	\$300,000.00	\$297,447.96	\$13,380.00	4.50%	F
McCormick Taylor, Inc.		C-662A McCORMICK - SFB Replacement Public Involvement Services	\$1,800,016.87	\$1,566,323.71	\$382,985.84	24.45%	C+
Pennoni Associates Inc		C-663A PENNONI - SFB Replacement Project Traffic Engineering Services Pre-construction Traffic Study	\$248,468.49	\$237,424.67	\$118,547.24	49.93%	A+
Cherry, Weber & Associates, P.C.		C-684A-1/2 Van Cleef Engineering Associates, LLC - formally - CHERRY WEBER ENG.-General Engineering Services 2015-2018 Annual Inspections for contract C-684A-1	\$1,222,340.65	\$1,222,340.65	\$292,358.15	23.92%	C+
Johnson, Mirmiran and Thompson, Inc.		C-696A JMT - TOA / Engineering Services - PA Assignment	\$500,000.00	\$436,347.22	\$92,842.42	21.28%	C+
Rummel, Klepper and Kahl, LLP		C-701A RK&K - TOA / Engineering Services for Electronic Toll Collection Systems	\$500,000.00	\$461,812.98	\$91,464.15	19.81%	C
IH Engineers, P.C. (IBE Prime)	MBE	C-702B IH ENGS (IBE)- STRUCTURAL / CIVIL TASK ORDER AGREEMENT - NJ ASSIGNMENT	\$1,000,000.00	\$863,109.07	\$863,109.07	100.00%	A+
Urban Engineers, Inc.		C-703A URBAN - TOA / Construction Management Services for PA Assignment	\$500,000.00	\$445,990.62	\$89,676.75	20.11%	C+
USA Architects (IBE Prime)	SBE	C-707A USA - Commission Administration Building at Scudder Falls	\$1,376,451.71	\$1,376,354.11	\$1,376,354.11	100.00%	A+
Pennoni Associates Inc		C-715A PENNONI ASSOCIATES INC -Structural/Civil Task Order Agreement - PA Assignment	\$1,000,000.00	\$826,516.45	\$198,308.65	23.99%	C+
KS Engineers, P.C. (IBE Prime)	MBE	C-733A KS ENGINEERS, P.C. - CONSTRUCTION MANAGEMENT SERVICES TASK ORDER AGREEMENT FOR PROFESSIONAL ENGINEERING SERVICES	\$500,000.00	\$459,522.55	\$459,522.55	100.00%	A+
Pickering, Corts & Summerson, Inc. (IBE Prime)	SBE	C-757A - PICKERING, CORTS & SUMMERSON -- SBE - PROFESSIONAL ENGINEERING SERVICES FOR THE GENERAL ENGINEERING SERVICES 2021-2021 ANNUAL INSPECTION	\$1,280,000.00	\$531,101.62	\$531,101.62	100.00%	A+
Jacobs Engineering Group Inc.		CI-566A JACOBS - Portland / Columbia Toll Bridge Approach Roadways Improvements	\$532,349.00	\$476,991.53	\$144,473.11	30.29%	B+
Jacobs Engineering Group Inc.		CI-665A JACOBS - SFB Replacement Project Engineering Services for PA Noise Walls Construction	\$626,965.76	\$626,933.76	\$44,766.05	7.14%	D
TRC Engineers		CI-671A TRC - SFB Replacement Project Engineering Services for PA Approach Improvements	\$6,515,220.03	\$4,191,312.55	\$1,401,556.53	33.44%	B+
WSP/PARSONS BRINCKERHOFF, INC		CI-672A PARSONS (WSP) - SFB Replacement Project Engineering Services for Main River Bridge Replacement	\$7,776,718.32	\$5,398,968.46	\$1,398,298.09	25.90%	B
Gannett Fleming Inc. - Camp Hill, PA		CI-673A GANNETT - SFB Replacement Project Engineering Services for NJ Approach Construction	\$6,568,103.32	\$6,084,459.84	\$1,932,944.20	31.77%	B+
STV Inc. - Trenton, NJ		CM-508A STV - I-78 Maintenance Garage Expansion Engineering Services for Construction Management	\$586,402.81	\$582,335.21	\$44,851.79	7.70%	D
Greenman-Pedersen, Inc.		CM-644A GPI - I-78 Bridges and Approach Slabs Rehabilitation Construction Management / Inspection Services	\$1,545,442.08	\$1,429,603.53	\$266,934.72	18.67%	C
Greenman-Pedersen, Inc.		CM-664A GPI - SFB Replacement Project PA Noise Walls Construction Management Services	\$912,693.42	\$849,622.00	\$137,484.89	16.18%	C

*Met or Exceeded the Target

*Did Not Meet the Target

*P/T/D = Paid To Date

Delaware River Joint Toll Bridge Commission

Meeting of November 25, 2024

Completed Professional Services Projects Payments Detail Report

Date: From 07/01/2014 To 10/31/2024

IBE Payments Legend	
Score Rankings	IBE Commitment Participation
A+	45% & above
A	35% to 44.9%
B+	30% to 34.9%
B	25% to 29.9%
C+	20% to 24.9%
C	15% to 19.9%
D+	10% to 14.9%
D	5% to 9.9%
F	4.9% & below

Prime Consultants	IBE Firm	Project Title	Contract Value	Prime P / T / D	IBE P / T / D	IBE Actual	Score
Hill International, Inc. - Philadelphia, PA		CM-669A HILL - SFB Replacement Project Construction Management Services	\$25,015,066.98	\$25,015,064.91	\$6,459,687.39	25.82%	B
Joseph Jingoli & Son, Inc.		CM-707A JINGOLI - Commission Administration Building at Scudder Falls - Construction Management Services	\$530,880.29	\$530,880.29	\$35,749.96	6.73%	D

*Met or Exceeded the Target

*Did Not Meet the Target

*P/T/D = Paid To Date

**Delaware River Joint Toll Bridge Commission
Meeting of November 25, 2024**

MINORITY, WOMEN AND SMALL BUSINESS ENTERPRISE PROGRAM

The Delaware River Joint Toll Bridge Commission implemented a one-year Minority Business Enterprise (MBE) pilot program, with a 7% participation goal, and the Women Business Enterprise (WBE) pilot program with a 3% goal. These goals applied to consultants and contractors' participating in the Commission's Capital Program and were effective on September 1, 2008.

At its December 2008 Commission Meeting, the Commission revised the pilot program to specify a 25% Small Business Enterprise (SBE) goal to New Jersey assigned consultant contracts in lieu of the previously specified 7% MBE and 3% WBE goals.

At its December 2010 Commission Meeting, due to the success of the Commission's MWSBE Pilot Program, the Delaware River Joint Toll Bridge Commission adopted a resolution for permanent status of the Minority Business Enterprise (MBE) program, with a 7% participation goal, and the Women Business Enterprise (WBE) program with a 3% goal, and the Small Business Enterprise (SBE) program with a 25% goal. These goals apply to consultants and contractors' participating in the Commission's Capital Program.

The Contract Compliance Department continues to monitor, update and analyze the payments for the MWSBE diversity program.

- a) PA Assigned Professional Services Contracts: 7% MBE and 3% WBE
- b) No State Assigned Professional Services Contracts: 7% MBE and 3% WBE
- c) Capital Plan Construction Contracts: 7% MBE and 3% WBE
- d) NJ Assigned Professional Services Contracts: 25% SBE

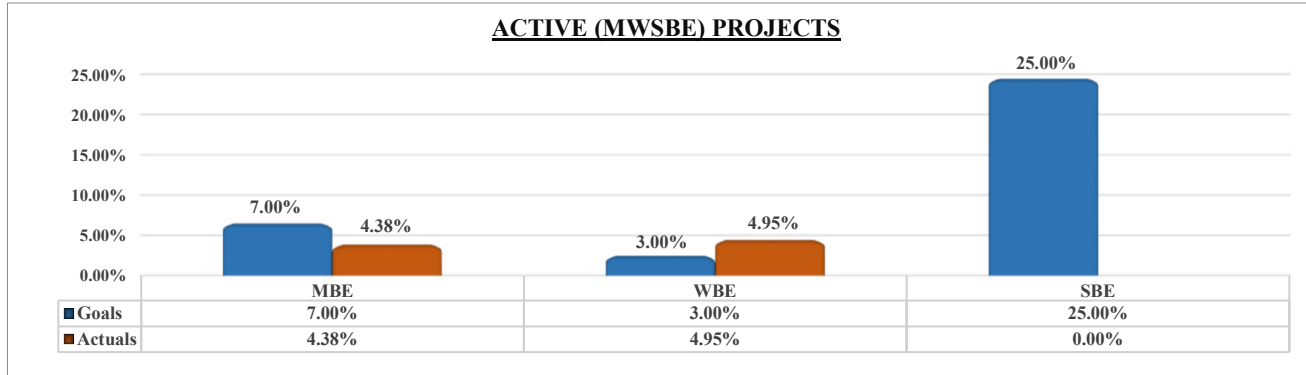
Numerous diversified businesses have benefited and continue to benefit from the Commission's previous M/W/SBE Program. The number of Contracts awarded during the MWSBE Program are as follows:

- Active Projects: 1
- Completed Projects: 76
- Total Capital Program Projects: 77
- Total Number of Contractors: 180

As of July 1, 2014 projects fall into the status now commonly referred to as IBE (Identified Business Enterprise) with a projected target to be or to exceed 25% of the total project award amount.

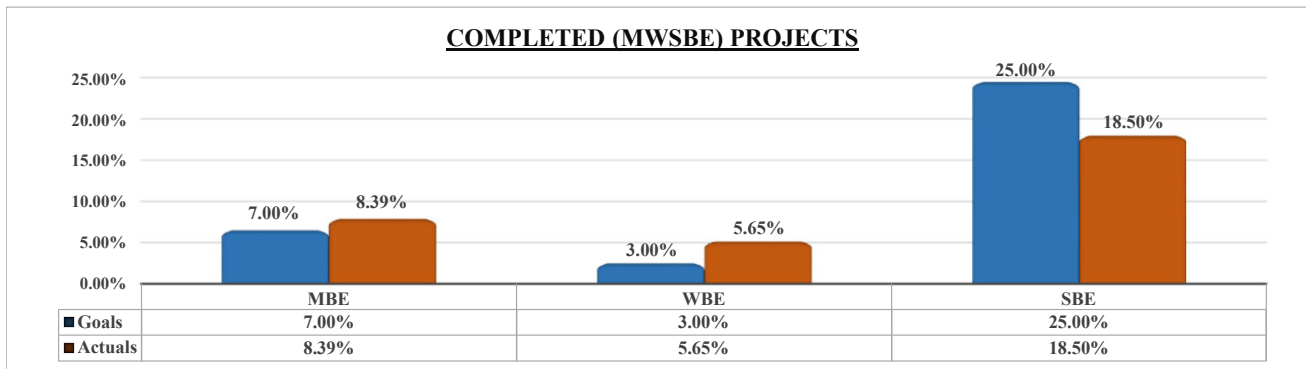
**Delaware River Joint Toll Bridge Commission
Meeting of November 25, 2024**

ACTIVE and COMPLETED (MWSBE) PROJECTS PAYMENTS



M/WBE Actual Summary Totals \$2,810,599.24	MBE		WBE		SBE Actual Summary Totals \$0.00	SBE	
	ACTUAL	PAYMENTS	ACTUAL	PAYMENTS		ACTUAL	PAYMENTS
	4.38%	\$1,319,428.97	4.95%	\$1,491,170.27		0.00%	\$0.00

PROJECT NO.	CONTRACTOR / CONSULTANT	PROJECT VALUE	TOTAL PAYMENTS TO DATE	MBE GOAL 7%	MBE PAYMENTS	WBE GOAL 3%	WBE PAYMENTS	SBE GOAL 25%	SBE PAYMENTS
C-502A	AECOM Transp.	\$ 30,397,000.00	\$ 30,140,549.35	4.38%	\$ 1,319,428.97	4.95%	\$ 1,491,170.27		\$ -



M/WBE Actual Summary Totals \$141,820,320.30	MBE		WBE		SBE Actual Summary Totals \$18,938,470.71	SBE	
	ACTUAL	PAYMENTS	ACTUAL	PAYMENTS		ACTUAL	PAYMENTS
	8.39%	\$11,903,166.05	5.65%	\$8,008,051.95		18.50%	\$3,502,973.00

The details relative to the Completed Projects data above are available on the following pages.

Delaware River Joint Toll Bridge Commission
Meeting of November 25, 2024

CONTRACT COMPLIANCE REPORT
Month of October 2024

Minority, Women and Small Business Enterprise Payment Reporting
Completed Contracts

*Categories highlighted below indicates the Prime has either met or exceeded the target.

PROJECT NO.	CONTRACTOR / CONSULTANT	CONTRACT VALUE	MBE GOAL 7.0 %	MBE PAYMENTS	WBE GOAL 3.0 %	WBE PAYMENTS	SBE GOAL 25.0 %	SBE PAYMENTS
DB-427B	A.P. Construction	\$ 4,356,866.00	10.00%	\$ 435,686.60	7.30%	\$ 318,051.22		
T/TS-573A	A.P. Construction	\$ 7,823,588.00	7.69%	\$ 601,633.92	4.92%	\$ 384,920.53		
T-440BR	A.P. Construction	\$ 4,608,295.33	11.70%	\$ 539,170.55	7.33%	\$ 337,788.05		
TTS-476A-2	A.P. Construction	\$ 3,511,153.06	7.20%	\$ 252,803.02	5.50%	\$ 193,113.42		
T-472A	Allied Painting	\$ 15,595,983.76	9.70%	\$ 1,512,810.42	15.00%	\$ 2,339,397.56		
C-443A	Ammann & Whitney	\$ 770,909.81	10.00%	\$ 77,090.98	14.00%	\$ 107,927.37		
C-445A	Ammann & Whitney	\$ 920,304.08	7.20%	\$ 66,261.89	3.20%	\$ 29,449.73		
C-629B	Michael Baker	\$ 500,000.00					2.79%	\$ 13,937.96
T-474A	Bracy Contracting	\$ 2,660,000.00	6.05%	\$ 160,930.00	2.87%	\$ 76,342.00		
C-474A	Brinjac	\$ 287,603.87	8.00%	\$ 23,008.31	9.00%	\$ 25,884.35		
C-627A	Buchart Horn	\$ 132,374.35						
C-598A	Burns Group	\$ 408,272.00					8.00%	\$ 32,661.76
C-454A	Carroll Engineers	\$ 500,000.00	18.10%	\$ 90,500.00	5.90%	\$ 29,500.00		
C-543A	Cherry Weber	\$ 612,233.00					28.30%	\$ 173,261.94
C-639A	Cherry Weber	\$ 401,455.40	18.10%	\$ 72,663.43	5.90%	\$ 23,685.87		
T-498A	Cornell & Co.	\$ 1,999,015.22	9.30%	\$ 185,908.42	6.30%	\$ 125,937.96		
T-554A	Dayspring Electric	\$ 232,117.66						
C-628A	Dewberry	\$ 474,625.86	9.69%	\$ 46,014.78	13.27%	\$ 62,999.77	9.12%	\$ 43,294.17
C-454B	French & Parello	\$ 500,000.00					17.00%	\$ 85,000.00
C-627B	French & Parello	\$ 276,851.59					5.70%	\$ 28,487.21
C-453A	Gannett Fleming	\$ 1,000,000.00	5.33%	\$ 53,300.00	0.87%	\$ 8,700.00		\$ -
C-598B	Gannett Fleming	\$ 367,353.90					8.95%	\$ 32,878.17
C-566A	Greenman Pedersen	\$ 350,675.02	9.54%	\$ 33,464.64	0.83%	\$ 2,924.37		\$ -
C-599B	Greenman Pedersen	\$ 1,000,000.00					4.00%	\$ 40,000.00
CM-437A	Greenman Pedersen	\$ 2,559,020.59					19.50%	\$ 499,009.02
CM-440B	Greenman Pedersen	\$ 753,336.71					17.64%	\$ 132,888.60
T-441A	H & G Contractors	\$ 1,586,698.00	6.60%	\$ 104,722.07	1.57%	\$ 24,911.16		
C-530A	Hill International	\$ 400,000.00	2.50%	\$ 10,000.00				
CM-427B	Hill International	\$ 629,749.00					13.60%	\$ 85,645.86
CM-447B	Hill International	\$ 973,401.52	4.10%	\$ 39,909.46	2.10%	\$ 20,441.43		
CM-442A	Hill International	\$ 319,826.73					25.14%	\$ 80,404.44
CM-573A	Hill International	\$ 1,038,384.48	6.20%	\$ 64,379.84	5.80%	\$ 60,226.30		
C-629A	Hill International	\$ 147,560.34					13.66%	\$ 40,993.70
T-506A	HRI	\$ 13,727,411.69	7.17%	\$ 984,255.42	2.91%	\$ 399,467.68		
TS-505A	IEW	\$ 661,352.00	55.00%	\$ 363,743.60	8.93%	\$ 59,058.73		
DB-563A	J. Fletcher Creamer	\$ 1,283,717.00	15.00%	\$ 192,557.55	4.00%	\$ 51,348.68		
TTS-634AR	J. Fletcher Creamer	\$ 896,808.00	8.35%	\$ 74,885.53	0.42%	\$ 3,755.75		
T-437A	J.D. Eckman	\$ 24,412,321.90	7.48%	\$ 1,826,041.68	3.04%	\$ 742,134.59		
C-549AR	Jacobs Engineering	\$ 445,549.98	8.02%	\$ 35,745.16	3.11%	\$ 13,866.11		

Delaware River Joint Toll Bridge Commission
Meeting of November 25, 2024

CONTRACT COMPLIANCE REPORT
Month of October 2024

Minority, Women and Small Business Enterprise Payment Reporting
Completed Contracts

*Categories highlighted below indicates the Prime has either met or exceeded the target.

PROJECT NO.	CONTRACTOR / CONSULTANT	CONTRACT VALUE	MBE GOAL 7.0 %	MBE PAYMENTS	WBE GOAL 3.0 %	WBE PAYMENTS	SBE GOAL 25.0 %	SBE PAYMENTS
TS-442A	James A. Anderson	\$ 2,149,268.62	6.30%	\$ 135,403.92	1.30%	\$ 27,940.49		
TS-443A	James A. Anderson	\$ 2,461,975.00			6.10%	\$ 150,180.48		
T-543A	James D. Morrissey	\$ 6,683,640.40	4.80%	\$ 320,814.74	8.64%	\$ 577,466.53		
CM-444A	JMT	\$ 905,196.00	9.50%	\$ 85,993.62	2.80%	\$ 25,345.49		
CM-506A	JMT	\$ 1,459,000.00	7.65%	\$ 111,613.50	2.40%	\$ 35,016.00		
CM-543A	JMT	\$ 752,729.58					30.60%	\$ 230,335.25
C-506A	K.S. Engineers	\$ 1,156,622.33	63.38%	\$ 733,067.23	13.44%	\$ 155,450.04		
TTS-476A-1	Kyle Conti	\$ 4,128,641.00	0.09%	\$ 3,715.78	9.00%	\$ 371,577.69		
C-628B	Louis Berger Group	\$ 781,897.95					9.21%	\$ 92,111.29
C-599A	McCormick & Taylor	\$ 259,868.37			0.01%	\$ 5,000.00		
DB-562A	M.L. Ruberton	\$ 344,492.68	8.30%	\$ 28,592.89	3.80%	\$ 13,090.72		
T-475A	Miniscalco	\$ 68,229.51	2.25%	\$ 1,535.16	1.20%	\$ 818.75		
TS-445A	Neshaminy Contractors	\$ 6,285,926.10	16.90%	\$ 1,062,321.51	2.70%	\$ 169,720.00		
TS-447B	Neshaminy Contractors	\$ 8,955,586.24	8.60%	\$ 770,180.42	2.58%	\$ 231,054.12		
C-437B	Parsons Brinkerhoff	\$ 2,254,674.00					22.54%	\$ 508,203.52
C-437A	Pennoni Associates	\$ 764,181.39					24.00%	\$ 183,403.53
C-556A	Pennoni Associates	\$ 323,615.98					25.21%	\$ 98,228.18
C-455B	Remington & Vernick	\$ 400,000.00					2.49%	\$ 9,960.00
TS-444A	Road-Con	\$ 7,814,850.68	4.87%	\$ 380,583.23	0.31%	\$ 24,226.04		
T-639A	Road-Con	\$ 3,324,313.00			13.90%	\$ 462,079.51		
C-621A	Rummel, Klepper & Kahl	\$ 487,881.64	9.01%	\$ 43,941.24	3.16%	\$ 15,427.54		
T-624A	Sparwick	\$ 874,601.00	7.60%	\$ 66,469.68	0.75%	\$ 6,559.51		
C-440B	Stantec	\$ 728,011.79	4.75%	\$ 34,580.56	2.80%	\$ 20,384.33		
C-440A	Stantec	\$ 405,011.03	4.80%	\$ 19,440.53	6.60%	\$ 26,730.73		
C-600A	STV	\$ 800,000.00					12.60%	\$ 100,800.00
CM-472A	STV	\$ 1,728,385.40					23.80%	\$ 411,355.73
CM-474A	STV	\$ 291,172.17						
C-538A	STV	\$ 500,000.00	1.25%	\$ 6,250.00	31.20%	\$ 156,000.00		
CM-443A	STV	\$ 204,152.63	16.75%	\$ 34,195.57	11.00%	\$ 22,456.79		
CM-445A	STV	\$ 682,064.44					26.00%	\$ 177,336.75
CM-498A	STV	\$ 571,665.66	12.00%	\$ 68,599.88	2.40%	\$ 13,719.98		
C-453B	T & M Associates	\$ 1,000,000.00					18.90%	\$ 189,000.00
C-07-11	Transystems	\$ 747,493.55					21.05%	\$ 157,347.39
C-447B	Transystems	\$ 666,016.64	8.00%	\$ 53,281.33	2.00%	\$ 13,320.33		
CM-476A	Trumbull	\$ 699,250.00	13.60%	\$ 95,098.00	6.10%	\$ 42,654.25		
C-505A	Urban Engineers	\$ 154,598.70					36.50%	\$ 56,428.53
C-539A	URS Corporation	\$ 265,070.69						

**DELAWARE RIVER JOINT TOLL BRIDGE
COMMISSION**

Meeting of November 25, 2024

OPERATIONS

INDEX FOR

TRAINING AND EMPLOYEE SAFETY

SUBJECT	DESCRIPTION	PAGE NUMBER
Training & Employee Safety	Status Reports Month of October 2024	1 of 2

DELAWARE RIVER JOINT TOLL BRIDGE COMMISSION

TRAINING AND EMPLOYEE SAFETY DEPARTMENT

MONTH OF October 2024

The activities delineated below represent meetings, communications, tasks, and accomplishments of the Training and Employee Safety Department for the Month of October 2024

- 10/01 - Coordinated/facilitated Basic Custodial Training for (10) members of the custodial crew @ Scudder Falls (Day #1 of Session #1)
- 10/02 - Coordinated/facilitated Basic Custodial Training for (10) members of the custodial crew @ NHL (Day #2 of Session #1/ISSA Certification Awarded)
- 10/03 - Coordinated/facilitated Basic Custodial Training for (10) members of the custodial crew @ Scudder Falls (Day #1 of Session #2)
- 10/03 - AED/First Aid supplies inventoried in the Southern Region
- 10/03 - Workplace Safety Director provides safety/oversight to affected maintenance Personnel performing trimming/pruning of trees in MM jurisdiction
- 10/04 - Coordinated/facilitated Basic Custodial training for (10) members of the custodial crew @ Scudder Falls (Day #2 of Session #2/ISSA Certification Awarded)
- 10/07 - Attended/participated in the monthly departmental meeting via Microsoft TEAMS
- 10/07 - Attended/participated in the ADP LMS Optimization Session #4 (Via Webex)
- 10/07 - Instructed Annual Stormwater Management Refresher Training to affect Maintenance personnel @ NHL
- 10/07 - Facilitated Flagger Training (Online) to (6) PSBS Employees @ NHL
- 10/08 - Facilitated/assisted with Aspen Aerial A62T Under-Bridge Training @ NHL for (13) members of the Maintenance Dept. (Day #1)
- 10/09 - Facilitated/assisted with Aspen Aerial A62T Under-Bridge Training @ NHL for (13) members of the Maintenance Dept. (Day #2)
- 10/09 - Facilitated CPR/AED Training for (6) commission employees @ Scudder Falls
- 10/10 - Facilitated/assisted with Aspen Aerial A62T Under-Bridge Training @ NHL for (13) members of the Maintenance Dept. (Day #3)
- 10/10 - Attended/participated in the monthly Staff Mtg via Microsoft TEAMS
- 10/10 - Facilitated a Training Needs Assessment Mtg with the Purchasing Dept. @ SF
- 10/15 - Coordinated the scheduling/assisted Coleman Consulting Reps with Survey Review Sessions in the Southern Region

- 10/15 - Assisted Coleman Consulting Reps with the Blue Roster Demonstration @ SF
- 10/16 - Coordinated the scheduling/assisted Coleman Consulting Reps with Survey Review Sessions in the Central Region
- 10/17 - Coordinated the scheduling/assisted Coleman Consulting reps with Survey Review Sessions in the Northern Region
- 10/17 - Facilitated Flagger (Online) Training for (1) commission employee (R. Smith)
- 10/18 - Facilitated CPR/AED Training for (8) commission employees @ I 78
- 10/18 - Coordinated/assisted with Schedule Design Mtg facilitated by Coleman Consulting @ SF
- 10/21 - Facilitated/instructed Onboarding Training for newly hired TSBM/TBM (Day 1/NHL)
- 10/22 - Facilitated CPR/AED Training for (6) commission employees at I 78
- 10/22 - Facilitated/instructed Day 2 of Onboarding Training for TSBM/TBM @ NHL
- 10/22 - Facilitated Sweeper Training @ SRMC for affected Maintenance Personnel (Day 1)
- 10/23 - Instructed the Annual Stormwater Management Annual Training for affected Maintenance Personnel @ DWG
- 10/23 - Facilitated Sweeper Training for (8) members of the Maintenance Dept. @ I 78
- 10/23 - Facilitated/instructed Day 3 of TSBM/TBM Onboarding Training @ NHL
- 10/24 - Facilitated Sweeper Training for (7) members of the Maintenance Dept. @ DWG
- 10/24 - Facilitated/instructed Day 4 of TSBM/TBM Onboarding @ NHL
- 10/24 - Facilitated the monthly Workplace Safety Mtg @ EP
- 10/25 - Facilitated online Traffic Control Coordinator and Flagger Refresher Training @ I 78
- 10/25 - Facilitated/instructed Day 5 of TSBM/TBM Onboarding @ NHL
- 10/28 thru 10/31 -Facilitated/instructed Maintenance Onboarding Training for (4) employees @ I 78
- 10/29 - Met with CAO, Directors from IT and Purchasing Depts. @ NHL to discuss proposed modifications to the boardroom for training purposes
- 10/30 - Provided oversight to Maintenance Personnel conducting tree/limb pruning @ MM
- 10/31- Conducted inventory of AED's and First Aid supplies in the Central region

Note: The Commission has transitioned from the Litmos LMS to the ADP Learning Management System. Detailed training statistics are unavailable

DELAWARE RIVER JOINT TOLL BRIDGE COMMISSION

Meeting of November 25, 2024

COMMUNICATIONS

The following Pages reflect the reports on those items assigned to the Communications Department. Each item is reported separately and page numbered accordingly.

DELAWARE RIVER JOINT TOLL BRIDGE COMMISSION
Meeting of November 25, 2024

OPERATIONS INDEX
FOR
COMMUNICATIONS

SUBJECT	DESCRIPTION	PAGE NUMBER
Communications	Status Report Month of October 2024	1-3

DELAWARE RIVER JOINT TOLL BRIDGE COMMISSION
Meeting of November 25, 2024

COMMUNICATIONS REPORT
October 2024

- **COMMISSION AWARENESS EFFORTS:**

Unforeseen Structural Issue at New Hope-Lambertville Toll-Supported Bridge – Revised the anticipated schedule on the project webpage to reflect the additional work of the NH-L bridge’s unforeseen structural issue. The time frames for that additional work are noted as “tentative” at this time. Precise dates are anticipated to be announced upon receipt of the temporary friction collar stabilizing device and permanent replacement pin and steel supports in late November. A new chevron-style schedule reflecting these changes has been crafted by Community Affairs Director Jodee Inscho. This will be added to the webpage in November.

Uhlerstown-Frenchtown Bridge Rehabilitation Public Comment Responses – Reviewed draft comment responses with Executive Director and drafted revised responses. The changes were more direct and franker than the ones originally drafted. Also included subsequent corrections of fact and noted changes to planning process that arose due to submitted comments that were determined to have merit. There was a subsequent re-review and revisions after final read through with the executive director. Proofreading by Pete Peterson of Bellevue Communications and assistance from Jodee Inscho and Mike McCandless. This document addresses only the comments that were received from individuals. It was posted on the project’s webpage in late October. Another response document is being drafted for communications received from governmental bodies. Drafted introductory post explaining that architectural lighting and the bridge’s roadway width were the items most cited during the project’s public comment process.

- **MEDIA RELATIONS:**

Hot Topics: Trenton-Morrisville Toll Bridge Ramp (NJ Route 29 SB) closing until Thanksgiving; lane closures scheduled for I-78 Toll Bridge and approaches in NJ and PA; overnight travel restrictions announced for I-78 at NJ-PA border; Snapshot: sunrise at Scudder Falls Bridge; Trenton car crash leaves man with a critical spinal cord injury (Commission assisting with surveillance video); daytime and overnight lane closures scheduled in vicinity of I-78 Toll Bridge; Calhoun Street Bridge between Trenton and Morrisville to get repairs; meet Michael Girman (AECOM); Calhoun Street Bridge repairs to last two months; overnight lane closures scheduled for I-78 westbound; NJ E-ZPass operator protests award to competitor it says will cost toll payers millions (Commission mentioned as a service center client); New Hope-Lambertville Bridge to remain partially closed through 2024; viral posts on X (formerly Twitter) misidentifying a woman poll attendant as Commission Vice Chair Pam Janvey (numerous shares/duplicate posts); 66th anniversary of rainy 1958 opening ceremony of Portland-Columbia footbridge (transportationhistory.org blog); Commission mentioned in Fitch Ratings post on a Puerto Rico toll road rating; new walkway being installed on New Hope-Lambertville Toll-Supported Bridge.

DELAWARE RIVER JOINT TOLL BRIDGE COMMISSION
Meeting of November 25, 2024

- **WEBSITE:**

Removed audit services RFP after Commission's contract award; posted RFQs for bond counsel, financial advisor, and underwriter services pools as per CFO Qiyao Zhao; posted various travel restriction alerts for Commission bridges and roadways; posted various homepage scroll messages for travel restrictions at Commission bridges and roadways;; updated message and inserted new read-more link on homepage pop-up window as warranted; inserted meeting notice, Teams meeting link, teleconferencing info, and meeting agenda onto the Public Access-Commission Meetings webpage; updated the New Hope-Lambertville project webpage's two-week lookahead section on a weekly basis; .

- **COMMUNITY AFFAIRS** (Please refer to Community Affairs report):

Edited revised New Hope-Lambertville Bridge Rehabilitation Project work schedule/travel impacts "chevron" document to reflect changes prompted by discovered unforeseen structural issue; designed by Jodee Inscho for placement on project webpage.

INTERNAL/EXTERNAL COMMUNICATIONS

- Recorded a total of 16,739 sessions (visits) on the Commission's website – www.drjtbc.org – during October 2024. That's a slight increase over the 16,228 recorded in September and the 12,781 experienced in October 2023.
- Drafted and issued two press releases in October: Calhoun Street Bridge Pier Repairs Expected to Begin Next Month (November) and weekday closures of NJ Route 29 southbound exit ramp that carries traffic to the Trenton-Morrisville Toll Bridge and Route 1 southbound.
- Discussed with engineer Michael McCandless possible solutions for the obstructive USGS equipment box on the Pennsylvania side of the Uhlerstown-Frenchtown Bridge.
- Handled inquiry from Melissa Z. Woodward, a Rhode Island University graduate student seeking to gather air and water samples for a study into PFAS (per- and polyfluoroalkyl substances, aka forever chemicals) along the Delaware River; she was instructed to have the Delaware River Basin Commission to write a letter to the Bridge Commission seeking to use any of our bridges in such a study.
- Corresponded with Rachel Holland regarding breast cancer awareness lighting scheme at the Lower Trenton Toll-Supported Bridge's Trenton Makes the World Takes sign.
- Discussed with Senior Director of Public Safety and Bridge Security Matt Hartigan the status of installing a headache bar and/or stop signals at the end of the Uhlerstown-Frenchtown Bridge at some future date.
- Forwarded to engineering department a photo of New Hope-Lambertville Bridge walkway's suicide hotline signs that were not removed prior to sandblasting and repainting.
- Requested – and received – refunds of misapplied tax charges on subscription renewals to the Genealogybank.com and Buckscountycouriertimes.com websites/news clipping services.
- Called Lambertville photographer Jay Garrison regarding potential future use of project work photos at the New Hope-Lambertville Bridge; emailed him annual reports link.
- Participated in conference call to discuss establishment of a specific webpage for the Washington Crossing Bridge's alternatives analysis NEPA process.
- Marked up draft response letter to a bureaucrat in Pennsylvania's Department of Conservation and Natural Resources.

DELAWARE RIVER JOINT TOLL BRIDGE COMMISSION
Meeting of November 25, 2024

- Facilitated Purchasing Department review of NH-L shuttle bus invoice submitted to the engineering department.
- Examined historic photograph of former covered wooden Yardleyville Bridge discovered by Yardley historian Susan Taylor; the picture shows a booth attached to the structure atop the second pier from the Pennsylvania side, an architectural feature never seen before on a covered bridge.
- Provided select Commission-archives bridge photographs to covered-bridge historian/writer Scott Bomboy for use in educational presentations.
- Contacted media consultant Alex Styer to seek correction of error in Bellevue Communications invoice.
- Attended Scott Bomboy covered bridges presentation mentioning many of the Commission's river crossings.
- Researched new Brownsburg Bridge citations and once again found no evidence that the bridge was ever fully financed or constructed; once old news clipping, however, indicates that crossings occurred when water levels were extremely low at the prospective location.
- Reviewed Washington Crossing NEPA materials at request of Mike Cane in engineering.
- Worked with Kim Shipp to distribute news clippings relative to Washington Crossing.
- Fielded phone inquiry from Dan Alexander of NJ-101.5 radio station's news department concerning Lower Trenton Bridge attempted suicide report; shared Morrisville PD and Peterson's Breaking News posts with Commission colleagues.
- Review October meeting notice.
- Instructed Community Affairs Director Jodee Inscho on updating NH-L two-week lookahead section on website.
- Participated in toll-conversion meeting.
- Attended Washington Crossing NEPA process progress meeting and NEPA process discussion meeting.
- Closed out annual report with processing and payment of Bellevue invoice.
- Responded to public inquiry (Price) on anticipated two-week shutdown for permanent repair of New Hope-Lambertville Bridge's unanticipated structural issue.
- Reviewed potential toll conversion billboard options with Alex Styer of Bellevue Communications.
- Requested correction of IBTTA brief suggesting a two-week shutdown of the Trenton-Morrisville Toll Bridge.
- Edited property access letter with Mike Cane of the engineering department.
- Attended online meeting reviewing prospective Washington Crossing Alternatives Analysis website design and content.
- Copied, pasted, distributed various erroneous social media posts misidentifying Commissioner Pam Janvey as some sort of poll monitor in Bucks County, PA.
- Worked with operations, toll, maintenance, and security personnel to schedule photo shoot at Trenton-Morrisville Toll Bridge's toll plaza; image will be used for in-lane handout cards in advance of that location's switch to all-electronic collections in January.

DELAWARE RIVER JOINT TOLL BRIDGE COMMISSION

Meeting of November 25, 2024

**OPERATIONS INDEX
FOR
COMMUNITY AFFAIRS**

SUBJECT	DESCRIPTION	PAGE NUMBER
Community Affairs	Status Report Month of October 2024	1-2

**Community Affairs Report
October 2024**

The following Community Affairs activities took place during October 2024:

New Hope-Lambertville Toll Supported Bridge Rehabilitation Project

Attended bi-weekly progress meetings. Assisted in coordination of Use of Facilities request from Lambertville Area Chamber of Commerce for “Turkey Trot.” It was approved with conditions; information relayed to the Chamber.

Provided information to shuttle company regarding the schedule change and need for daily service during the January shutdown. (Shuttles are currently only operating on weekends.)

Continued review of architectural lighting color shows and schedule with Justin Bowers and lighting design architect.

Modified timeline graphic to reflect current schedule. Received and responded to variety of questions and comments from the public and local officials regarding the status of the project and completion, issue with temporary walkway (some people experiencing static shock,) etc.

Uhlertown-Frenchtown Toll-Supported Bridge Rehabilitation

Accompanied Michael McCandless in meeting with neighboring property owners (Schneiderwind Farms and Frenchtown Borough officials) to discuss potential contractors contacting them to use property for staging.

Washington Crossing Toll-Supported Bridge Alternatives Analysis

Participated in both general project meetings and Public Involvement discussions; review of draft web site and notice of advance surveying activities to property owners. Project logo approved; received final logo images.

Bridge/Sign lighting

Coordinated requests for light shows for both “Trenton Makes” sign and Northampton Street Bridge with technical assistance from Justin Bowers. Shows in October included holidays, Thomas Edison State University graduation, German American Day, several disease and medical syndrome awareness campaigns, and Slow Down-Move Over awareness.

Shows scheduled for November include holidays, Pancreatic Cancer and several other disease awareness campaigns, Omega Psi Phi Founders’ Day, Easton-Phillipsburg football game (colors of winning school will continue through the Thanksgiving weekend.)

DELAWARE RIVER JOINT TOLL BRIDGE COMMISSION

Meeting November 25, 2024

Various Community Affairs activities

Handled a wide assortment of community affairs tasks during the month, including:

- Scheduled meeting with Executive Director at request of Morrisville Borough officials.
- Designed sponsor ad for Eagle Awards ceremony and attended event
- Received and responded to concerns about timing of repaving work at Trenton-Morrisville/Route 1 Toll Bridge
- Attended AET conversion meeting
- Attended Halloween parade at Northampton Street Bridge
- Replied to communications from the public, including request for installation of water/air monitors, various community events and use of facilities requests
- Assisted the Communications Department by proofreading various news releases and communications, and editing various images

DELAWARE RIVER JOINT TOLL BRIDGE COMMISSION

Meeting of November 25, 2024

ENGINEERING

The following Pages reflect the reports on those items assigned to the Engineering Department. Each item is reported separately and page numbered accordingly.

DELAWARE RIVER JOINT TOLL BRIDGE COMMISSION
Meeting of November 25, 2024
PROJECT STATUS REPORT

FACILITY	PM/PAM	CONTRACT DESCRIPTION	PAGE NO.
Trenton-Morrisville Toll Bridge/Langhorne	RJZ/KMS	Southern Operations & Maintenance Facilities Improvements <ul style="list-style-type: none"> Design, C-519A CM/CI Services, CM-519A Construction, T-519A 	1
	EVO/SJB	TM TB Roadway Pavement and Deck Sealing Improvements <ul style="list-style-type: none"> Design, TOA No. C-788A-1 CM/CI Services, TOA No. C-772A-2 Construction, T-746A 	2
Lower Trenton Toll-Supported Bridge	SJB/KMS	Lower Trenton TSB Truck Warning System (Pilot) & NJ Bridge Monitor Shelter <ul style="list-style-type: none"> Final Design, TOA No. C-771A-7 	4
Calhoun Street Toll-Supported Bridge	HDH/MEM	Decorative Knee Brace Replacement <ul style="list-style-type: none"> Design, TOA No. C-788A-2 	5
Scudder Falls Toll Bridge	SJB/KMS	Scudder Falls Bridge Replacement Project <ul style="list-style-type: none"> Final Design, C-660A Construction, T-688A 	5
	SJB/KMS	DMC Services for T-668A Construction of the SFB Project <ul style="list-style-type: none"> Oversight of Final Design, TOA No. C-502-1N 	5
	CLR/SJB	Scudder Falls Bridge Replacement Project Ancillary Improvements <ul style="list-style-type: none"> Design, TOA No. C-760A-4 Construction, JOC No. T/TS-787A-002 	6
Washington Crossing Toll-Supported Bridge	WMC/KMS	Washington Crossing Bridge Replacement <ul style="list-style-type: none"> Preliminary Engineering /Environmental Documentation, C-697A 	7
	VMF/SJB	PA OverSize Vehicle Protection Structure Evaluation & Design <ul style="list-style-type: none"> Design, TOA No. C-769A-5 	8
New Hope-Lambertville Toll-Supported Bridge	MEM/SJB	NH-L TSB Rehabilitation <ul style="list-style-type: none"> Design, C-694A CM/CI Services, CM-694A Construction, TS-694A 	8
New Hope-Lambertville Toll Bridge	MEM/KMS	NH-L TB Stone Veneer Replacement <ul style="list-style-type: none"> Design, TOA No. C-704A-2 	10
	VMF/MEM	<ul style="list-style-type: none"> CI Services, TOA No. C-772A-3 Construction, JOC No. T/TS-735A-013 	10
	CAS/KMS	NH-L TB All Electronic Tolling (AET) Conversion Design <ul style="list-style-type: none"> Contract No. C-754A 	11
Centre Bridge-Stockton Toll-Supported Bridge	HDH/MEM	CB-S TSB Bearing and Bridge Seat Rehabilitation <ul style="list-style-type: none"> Design, TOA No. C-769A-2 	12
Lumberville-Raven Rock Toll-Supported Bridge	JRB/SJB	L-RR TSPB Concept Design for Architectural Lighting & Electronic Surveillance/Detection System Installation <ul style="list-style-type: none"> Concept Design, TOA No. C-771A-4 	13

Facilities are listed South to North

The first set of initials indicate the Project Manager and the second set of initial indicate the Program Manager

Project Manager Legend

WMC – M. Cane
HDH – D. Hettema
JRB – J. Bowers
CLR – C. Rood
VMF-Vincent Fischer
EVO – E. Van-Otoo

Program Manager Legend

KMS – K. Skeels
SJB – S. Burke
MEM – M. McCandless
CAS – C. Stracciolini
RJZ – R. Zakharia

DELAWARE RIVER JOINT TOLL BRIDGE COMMISSION
Meeting of November 25, 2024
PROJECT STATUS REPORT

FACILITY	PM/PAM	CONTRACT DESCRIPTION	PAGE NO.
Uhlenstowen-Frenchtown Toll-Supported Bridge	MEM/KMS	Uhlenstowen-Frenchtown TSB Rehabilitation <ul style="list-style-type: none"> • Design, C-642A 	13
Interstate-78 Toll Bridge	WMC/SJB	I-78 TB Joint Rehabilitation & Miscellaneous Work <ul style="list-style-type: none"> • Design and Construction Inspection, TOA No. C-769A-4 	13
	CLR/SJB	I-78 NJ Roadway Rehab and Power & Communication Infrastructure Upgrades <ul style="list-style-type: none"> • Design, C-766A • Construction Management/Construction Inspection, CM-766A • Construction, T-766A 	14
Northampton Street Toll-Supported Bridge	MEM/KMS	NHST TSB Rehabilitation <ul style="list-style-type: none"> • Design, C-590A • Construction Management/Construction Inspection, CM-590A • Construction, TS-590A 	16
Riverton-Belvidere Toll-Supported Bridge	EVO/HDH/MEM	Northwest & Southwest Wingwalls Rehabilitation <ul style="list-style-type: none"> • Design, TOA No. C-751A-1 • CI Services, TOA No. C-772A-1 • Construction, JOC No. T/TS-784A-001 	17
Multiple Facilities and/or Commission-Wide	SJB/KMS	Capital Program Management Consultant (CPMC) & Design Management Consultant (DMC) Services for the I-95/Scudder Falls Bridge Improvement Project <ul style="list-style-type: none"> • CPMC Services 2024 through 2028, C-502A-1N 	19
	HDH/SJB	Underwater Substructure Improvements Design – All Regions <ul style="list-style-type: none"> • Design, C-782A • Constructability Review, TOA C-788A-6 	19
	EVO/MEM	Exigent Substructure Masonry Rehabilitation <ul style="list-style-type: none"> • TS-694B- Lumberville Raven Rock TSB • TS-694C- Calhoun Street TSB • TS-694D- Washington Crossing TSB • TS-694E- Riverton- Belvidere TSB 	20
	WMC/KMS	Bridge Monitor Shelter Enhancements Program Development <ul style="list-style-type: none"> • TOA No. C-771A-1 	21
	WMC/KMS	Electronic Surveillance/Detection System <ul style="list-style-type: none"> • Network Video Management System (NVMS) Integrator Services, Contract No. DB-768A 	21
	CAS/KMS	Electronic Toll Collection <ul style="list-style-type: none"> • Customer Service Center/Violation Processing Center Project, DB-584A 	22
	CAS/KMS	Electronic Toll Collection System Replacement <ul style="list-style-type: none"> • Design, Build, and Maintain, DB-540A 	22
	CAS/KMS	All Electronic Tolling Implementation Plan <ul style="list-style-type: none"> • TOA No. C-728A-6 	23

Facilities are listed South to North

The first set of initials indicate the Project Manager and the second set of initial indicate the Program Manager

Project Manager Legend

WMC – M. Cane
HDH – D. Hettema
JRB – J. Bowers
CLR – C. Rood
VMF-Vincent Fischer
EVO – E. Van-Otoo

Program Manager Legend

KMS – K. Skeels
SJB – S. Burke
MEM – M. McCandless
CAS – C. Stracciolini
RJZ – R. Zakharia

DELAWARE RIVER JOINT TOLL BRIDGE COMMISSION
Meeting of November 25, 2024
PROJECT STATUS REPORT

FACILITY	PM/PAM	CONTRACT DESCRIPTION	PAGE NO.
	WMC/KMS	Job Ordering Contracting Services <ul style="list-style-type: none"> • Program Manager, C-727A • T/TS-784A, JOC For Bridge, Highway and Civil Work-North Region • T/TS-785A, JOC For Bridge, Highway and Civil Work-South Region • T/TS-786A, JOC Services for Building and Facility Work-North Region • T/TS-787A, JOC Services for Building and Facility Work - South Region 	23
	HDH/MEM	General Engineering Consultant <ul style="list-style-type: none"> • 2023-2024 Annual Inspections, C-757A 	24
	JRB/SJB	Toll Plaza Restriping – All Regions <ul style="list-style-type: none"> • TOA No. C-760A-6 	25
	CAS/KMS	Traffic Engineering Consultant- 2021-2022/ 2023- 2024 Annual Reports <ul style="list-style-type: none"> • TOA No. C-761A 	25
	JRB/CAS	Traffic Count Program Upgrade <ul style="list-style-type: none"> • DR-550A 	26
	CAS/KMS	Electronic Toll Collection/Tolling-Task Order Consultant <ul style="list-style-type: none"> • E6 MPR Testing, TOA No.C-770A-2 	26
	CAS/KMS	Soft AET Program Management and Roadway Sign Replacement <ul style="list-style-type: none"> • Phase 2 Design, TOA No. C-770A-3 • Construction, Job Order Contract No. T/TS-785A-1 NH-L TB • Construction, Job Order Contract No. T/TS-784A-2 P-C TB • Construction, Job Order Contract No. T/TS-784A-3 M-M TB 	27

Facilities are listed South to North

The first set of initials indicate the Project Manager and the second set of initial indicate the Program Manager

Project Manager Legend

WMC – M. Cane	CLR – C. Rood
HDH – D. Hettema	VMF-Vincent Fischer
JRB – J. Bowers	EVO – E. Van-Otoo

Program Manager Legend

KMS – K. Skeels	MEM – M. McCandless
SJB – S. Burke	CAS – C. Stracciolini
	RJZ – R. Zakharia

DELAWARE RIVER JOINT TOLL BRIDGE COMMISSION

**November 25, 2024
PROJECT STATUS REPORT**

TRENTON- MORRISVILLE TOLL BRIDGE/LANGHORNE

**SOUTHERN OPERATIONS & MAINTENANCE FACILITIES
IMPROVEMENTS**

Preliminary, Final & Post Design Services
Contract No. C-519A
(RJZ/KMS)

This contract is for Preliminary, Final and Post-Design Services for space utilization improvements at New Hope Lambertville Toll Bridge Executive Headquarters and the demolition and reconstruction of the Trenton Morrisville Toll Bridge Administration Building as identified under a Task Order Assignment for Space Utilization Program and Concept Study.

In accordance with the Commission's February 26, 2018, Regular Monthly Commission Meeting, this Contract was awarded to Gannett Fleming, Architects Inc. (GF). Accordingly, a Notice of Award and Limited Notice to Proceed was issued to GF effective February 27, 2018.

Currently GF is providing post-Design services for Contract T-519A by attending all project meetings, responding to requests for information, reviewing submittals, assisting in resolving conflicts in the field and clarifying the contract documents.

Construction Management/Construction Inspection Services
Contract No. CM-519A
(RJZ/KMS)

This contract is for Construction Management (CM) and Construction Inspection (CI) Services in connection with the demolition and new construction of the Southern Operations and Maintenance Facilities Improvements Project. Joseph Jingoli & Son, Inc. (JJS) was issued Notice of Award and Limited Notice to Proceed effective January 26, 2021.

JJS is currently conducting bi-weekly progress meetings along with processing Architectural Supplementary Instructions, Contractor's Submittals and Request for Information as part of providing construction management services.

Construction
Contract No. T-519A
(RJZ/KMS)

Contract T-519A is a multi-phase, 4-year primary construction contract for the demolition and new construction of the Southern Operations and Maintenance Facilities Improvements Project. It was awarded to Bracy Construction, Inc. at the Commission Regular Monthly Meeting of June 28, 2021. Notice of Award and Limited Notice to Proceed was issued to the Contractor on June 29, 2021; Notice to Proceed was made effective July 27, 2021 and a Pre-Construction Meeting was conducted on July 29, 2021.

DELAWARE RIVER JOINT TOLL BRIDGE COMMISSION

November 25, 2024 PROJECT STATUS REPORT

At the **Trenton Morrisville** site, the Demarcation building construction is complete. Temporary electrical equipment has been sourced and installed as an attempt to overcome global supply chain delays associated with delivery of final electrical system components. The relocation of mission-critical infrastructure and utilities from the old Administration Building to the new Demarcation building is complete. New diverse telecommunication, electrical and gas services were completed and activated. Tolling system Bridge Host, Lanes Controllers and Daktronic Toll Plaza signs' cut overs were completed on April 21, 2023.

Temporary office trailers currently house our Toll Operations and are set-up with utilities, security devices and furniture for Commission use. Commission staff moved out of the old Administration Building on May 19, 2023, and its demolition was completed on October 27, 2023, exposing the toll plaza retaining wall. Demolition of the old generator and storage garage and removal of the temporary emergency power equipment activities are complete. In the new administration building the contractor completed exterior wall waterproofing and brick façade installation is in progress. Interior partition walls, rough-in for Mechanical, Electrical and Plumbing activities are also in progress throughout the building along with the installation of interior stair towers.

At the new maintenance garage location, the contractor completed footers, steel erection and metal roof deck, completed the under-slab utilities' rough-in and storm water installation. Bottom concrete slab on grade was poured and the contractor is currently working on the perimeter wall installation, radiant floor piping and rough-in Mechanical Electrical and Plumbing throughout the building.

At the **Langhorne site**, Final Inspection for the new maintenance building was made November 6, 2023, Punch List was issued November 15, Salt Operation and Building Occupancy commenced on November 20, 2023. Permanent emergency generator was received on April 18, 2023, contractor completed its installation on 8/14/24 and removed the temporary generators. Punch List work and commissioning efforts continued along with Close-Out of final construction details throughout the reporting period.

TRENTON MORRISVILLE TB ROADWAY PAVEMENT AND DECK SEALING IMPROVEMENTS

Design
Task Order Assignment C-788A-1
(EVO/SJB)

This Task Order Assignment is for the design of the roadway pavement and bridge deck sealing improvements for the Trenton – Morrisville Toll Bridge facility. Notice to Proceed was issued to Traffic Planning and Design, Inc. (TPD) on January 8, 2024 and a Kick-Off Meeting was held with TPD on January 16, 2024. Final plans and specifications were submitted for bidding on May 3, 2024. The Construction Contract No. T-746A bids were received on June 6, 2024. TPD reviewed the bids for completeness.

DELAWARE RIVER JOINT TOLL BRIDGE COMMISSION

November 25, 2024

PROJECT STATUS REPORT

The Construction Contractor was issued Notice to Proceed effective July 11, 2024. TPD is providing post-design phase services including Submittals and Request for Information (RFI) reviews and participating in various construction related meetings throughout the reporting period.

Construction Management/Construction Inspection
Task Order Assignment C-772A-2
(EVO/SJB)

Notice to Proceed was issued to KS Engineers, P.C. (KSE) for this Task Order Assignment effective June 4, 2024. KSE is providing CM/CI services for the Trenton – Morrisville Toll Bridge Roadway Paving and Deck Sealing Improvements project. KSE staff includes a full-time Resident Engineer, a full-time Construction Inspector, a part-time Scheduler, and a part-time Safety Inspector for the duration of the construction. Notice-to-Proceed for construction was issued on July 11, 2024, with substantial completion scheduled for October 31, 2024.

During this reporting period KSE conducted a Progress Meeting on October 10, 2024 and Progress Meetings No. 7 on October 24, 2024. The contractor's second pay estimate was processed.

KSE continued tracking RFIs, submittals, shop drawings, project correspondence along with on-site inspection of the contractor's ongoing construction activities. KSE's subconsultant RK&K reviewed the contractor's Composite CPM Schedule submission.

Construction
Contract No. T-746A
(EVO/SJB)

At the June 24, 2024 Commission Meeting the Commissioners awarded construction Contract No. T-746A, Trenton – Morrisville Toll Bridge Roadway Paving and Deck Sealing Improvements, to Road-Con, Incorporated of West Chester, Pennsylvania for an amount not to exceed \$5,980,564.55. Road-Con was provided with Notice of Award and Limited Notice to Proceed effective June 25, 2024. Road-Con's full Notice to Proceed was issued effective July 11, 2024.

During this reporting period, Road-Con participated in progress meetings. Road-Con continued submitting in RFIs, correspondence, submittals, and shop drawings. Road-Con continued construction activities including milling and paving of asphalt along the mainline on Route 1, Ramps A, E, H & J in PA, Ramps C, N, S, B, Y & I in NJ, clearing and grubbing to clear vegetation on the embankments along Route 1 northbound and southbound, performed joint cleaning and sealing, deck sealing, junction box replacement, drainage structure modifications, repaired concrete median barrier, deck, pavement spalls, grade adjustments to existing inlet structures, curb and sidewalk repairs. Topsoil, seed and straw was placed at the disturbed grass areas adjacent to the repaired concrete curbs and inlets. Road-Con installed the proposed concrete curb barrier along the sides of Ramp C in NJ. Road-Con placed the pole foundation and pole for the dynamic curve warning device on the south side of Ramp C in NJ. The longitudinal pavement joint sealing, line striping and pavement markings were also completed. Road-Con has requested

DELAWARE RIVER JOINT TOLL BRIDGE COMMISSION

November 25, 2024

PROJECT STATUS REPORT

a time extension to complete the additional deck repair work on Ramp Y. The additional concrete deck repair work on Ramp Y is currently under way with an anticipated duration of 25 working days from Tuesday, October 29, 2024. Road-Con is scheduled to address the items generated on a punch list by the end of November 2024.

LOWER TRENTON TOLL – SUPPORTED BRIDGE

LOWER TRENTON TSB TRUCK WARNING SYSTEM (PILOT) and NJ Bridge

Monitor Shelter

Final Design

Task Order Assignment No. C-771A-7

(SJB/KMS)

Under Task Order Assignment No. C-771A-2 French & Parrello Associates provided conceptual design services for the development of a new over height vehicle detection system for the New Jersey approach to the Lower Trenton TSB. The work of that assignment was completed with acceptance of the final Concept Report dated March 6, 2024.

This project includes the design and eventual construction of a Bridge Monitor Shelter on the New Jersey approach to the Lower Trenton Toll-Supported Bridge. Conceptual layouts of the proposed Shelter have been created in conjunction with the over height detection system layout. The concepts include the need to establish construction and property easements with the City of Trenton. The Commission is reaching out to set up a meeting with the city.

On May 14, 2024, the Commission provided French & Parrello Associated with Notice-to-Proceed for final design services for the development of a new over height vehicle detection system for the New Jersey approach to the Lower Trenton TSB. A project kickoff meeting was held on May 21, 2024. In June, FPA performed field inspections, utility verifications and submitted a Traffic Signal Removal Study Report. On August 9, 2024, FPA submitted their pre-final design submission. Comments were provided by DRJTBC on August 26, 2024. On September 4, 2024, Commission personnel met with City of Trenton personnel to discuss temporary construction and permanent property easements needed for this project. On September 20, 2024, FPA submitted their final design submission. On October 18, 2024, Commission Engineering and PSBS staff met with FPA to discuss the need to assure the specified LiDAR system can be directly integrated into our Genetec video management server. FPA is now having direct discussions with Genetec and the specified LiDAR vendor to confirm or modify the final design.

DELAWARE RIVER JOINT TOLL BRIDGE COMMISSION

**November 25, 2024
PROJECT STATUS REPORT**

CALHOUN STREET TOLL – SUPPORTED BRIDGE

DECORATIVE KNEE BRACE REPLACEMENT

Design

Task Order Assignment Contract No.C-788A-2
(HDH/MEM)

On December 14, 2023, a Tractor Trailer crossed the CSTSB from Pennsylvania to New Jersey, and damaged five (5) end portal decorative brackets along the downstream truss.

Traffic Planning and Design, Inc (TPD) was provided with Notice to Proceed on February 27th, 2024, to design the removal and replacement of five (5) damaged ornamental cast iron portal frame brackets over the eastbound travel lane. These brackets are non-structural in nature, and the new portal frames will be replicas of the original ornamental cast iron brackets. It is anticipated that the new brackets will be cast from a mold made from an existing bracket, and part of TPD’s task is finding foundries that can mold and produce the castings required. TPD submitted the final design and responded to interim submission comments from the Commission during the reporting period.

SCUDDER FALLS TOLL BRIDGE

SCUDDER FALLS BRIDGE REPLACEMENT PROJECT

Final Design

Contract No. C-660A
(SJB/KMS)

During the reporting period Michael Baker Jr., Incorporated (Baker) of Hamilton New Jersey continued to provide design input on the under-bridge inspection rail issue.

Construction

Contract No. T-668A
(SJB/KMS)

Trumbull Corporation of Pittsburgh, PA (Trumbull) was awarded the Scudder Falls Bridge Replacement Construction Contract T-668A in the amount of \$396,000,000.00 at the Commission’s January 30, 2017 Meeting. The Commission issued a full Notice to Proceed on March 3, 2017. Substantial Completion was achieved December 15, 2021. The Commission issued Final Acceptance for the project on October 16, 2023 and final payment/contract closeout in December 2023.

The remaining open permit-related issue is that the Bucks County Soil Conservation District Office has not yet signed-off on closeout of the National Pollutant Discharge Elimination System (NPDES) and Erosion and Sediment Control (E&S) permits. Sufficient grass growth within the project corridor has yet to be established, and minor areas of re-seeding took place

DELAWARE RIVER JOINT TOLL BRIDGE COMMISSION

November 25, 2024

PROJECT STATUS REPORT

during the reporting period. Since sufficient grass establishment has not yet been achieved in all areas of the project, a final inspection with the BCCD will be scheduled after the next grass-growing period in the Spring of 2025.

DESIGN MANAGEMENT CONSULTANT SERVICES

T-668A CONSTRUCTION

Oversight of Final Design

Task Order Assignment No. C-502A-1N

(SJB/KMS)

AECOM has provided DMC services throughout the construction of the Scudder Falls Bridge Replacement Project, Contract T-668A under Task Order Assignment C-502A-2I. The remaining unexpended funds in Task Order Assignment C-502A-2I have been transferred over to Task Order Assignment C-502A-1M and Task Order Assignment C-502A-2I has been closed out. Remaining DMC services on the Scudder Falls Project will be completed under the C-502A-1M Task order Assignment.

The remaining DMC Services include support to the Commission in the following and assistance with various project close-out activities:

Environmental Permitting – A final inspection will be performed by the Bucks County Soil Conservation District (BCSCD) in the Spring of 2025 in order to obtain final acceptance of all BCSCD Permitting work. Once BCSCD final acceptance is received, Permit Completion Forms will then be sent to the BCSCD, PADEP and the USACE. This will close-out all outstanding permitting work associated with the project other than the continued five-year monitoring period for the PA Wetlands Mitigation Site.

Environmental Monitoring Services – Continuous services were provided throughout construction to meet project permit requirements. Year 2 monitoring activities for the PA Wetlands Mitigation Site, by ACT Engineers will continue through 2028. This includes monthly monitoring well readings of the groundwater levels within the wetlands site.

Contracts C-660A and T-668A Progress Support - Support of open issues resolution to achieve project acceptance by the Bucks County Soil Conservation District in Pennsylvania.

DMC Services for these remaining efforts occur on a sporadic as-needed basis

SCUDDER FALLS BRIDGE REPLACEMENT PROJECT

ANCILLARY IMPROVEMENTS

Design

Task Order Assignment No. C-760A-4

(CLR/SJB)

This Task Order Assignment is for the demolition of the 185 River Road Commission house along with additional site improvements in the area consisting of, but not limited to, tree removals,

DELAWARE RIVER JOINT TOLL BRIDGE COMMISSION

November 25, 2024

PROJECT STATUS REPORT

landscaping, fencing, guiderail installation and security measures under the Scudder Falls Bridge and in the area of the River Road/Woodside Road Intersection. Remington & Vernick Engineers (RVE) prepared the plans, specifications, and cost estimate (PS&E) as well as a schedule for the Commission's use in issuing Job Order Contract T/TS-787A-02 and is currently providing design support services during construction.

Notice to Proceed for this Task Order Assignment was issued on March 29, 2023. Final Design plans and documents were submitted by RVE in August 2023. No work was performed by RVE during this reporting period.

Construction

**Job Order Contract No. T/TS-787A-002
(CLR/SJB)**

This Contract is for the demolition of the 185 River Road Commission house, tree removals, landscaping, fencing, guide rail installation, and miscellaneous roadside improvements along Woodside Road and at the Woodside Road/River Road Intersection. Notice to Proceed was issued to A.P. Construction, Inc. effective October 31, 2023.

During this reporting period A.P. Construction had their landscaping sub-contractor reseed all of the disturbed areas.

WASHINGTON CROSSING TOLL- SUPPORTED BRIDGE

WASHINGTON CROSSING BRIDGE REPLACEMENT

PRELIMINARY ENGINEERING AND ENVIRONMENTAL DOCUMENTATION FOR THE WASHINGTON CROSSING BRIDGE REPLACEMENT

**Contract No. C-697A
(WMC/KMS)**

HDR Engineering and their team of sub-consultants are providing preliminary engineering and environmental documentation type services in support of the analysis of improvement alternatives for the Delaware River crossing between Upper Makefield Township, PA and Hopewell Township, NJ.

Throughout the reporting period, work involved numerous meetings in support of establishing project regulatory obligations, traffic data collection and developing the project specific website. The project logo has been finalized and is being incorporated into various project materials. The consultant met with representatives from the Delaware Valley Regional Planning Commission to discuss the project and travel demand modeling in support of the same. Other activities included advancing the project purpose and need statement as well as desktop research in support of the site survey, traffic data collection and wetland delineation.

DELAWARE RIVER JOINT TOLL BRIDGE COMMISSION

November 25, 2024
PROJECT STATUS REPORT

WASHINGTON CROSSING TOLL-SUPPORTED BRIDGE
PENNSYLVANIA OVERSIZE VEHICLE PROTECTION STRUCTURE EVALUATION
& DESIGN

Design
Task Order Assignment No. C-769A-5
(VMF/SJB)

Traffic Planning and Design, Inc. (TPD) is providing Professional Engineering Services for the evaluation and design of the recently damaged Oversize Vehicle Protection Structure (Structure) on the Pennsylvania approach to the Washington Crossing Toll-Supported Bridge.

TPD has performed field views with Engineering staff to assess the situation and has prepared construction documents for the complete replacement of the structure. These construction documents were issued to the Commission's Job Order Contractor, Mount Construction through the Gordian System, on October 21, 2024, to provide a price proposal.

NEW HOPE-LAMBERTVILLE TOLL-SUPPORTED BRIDGE

NH-L TSB REHABILITATION

Design
Contract No. C-694A
(MEM/SJB)

At the February 27, 2023 Commissioners Meeting, the Commission awarded Contract No. C-694A, New Hope - Lambertville Toll-Supported Bridge Rehabilitation Design to Greenman-Pedersen, Inc. (GPI) of Lebanon, NJ for an amount not-to-exceed \$1,895,132.27. GPI was provided with Notice of Award and Limited Notice to Proceed on February 28, 2023. GPI was then issued a Full Notice to Proceed on March 22, 2023 with the execution of the Agreement with the Commission.

The construction Contract was awarded at the Commission's November 2023 meeting. GPI continued to provide post-Award services including submittal and request-for-information reviews and responses during the reporting period. GPI is also providing design services and support of the span 2 pin replacement work.

Construction Management/Inspection Services
Contract No. CM-694A
(MEM/SJB)

At the November 20, 2023 Commission Meeting, authorization was granted to award the Construction Management/Construction Inspection Services contract (CM-694A) to Urban Engineers, Inc. (Urban) of Philadelphia for the not-to-exceed amount of \$1,209,96.08. Urban Engineers, Inc. of Philadelphia was issued Notice of Award and a Limited Notice to proceed

DELAWARE RIVER JOINT TOLL BRIDGE COMMISSION

November 25, 2024

PROJECT STATUS REPORT

effective November 21, 2023. A project kick-off meeting has held on November 30, 2023. The full Notice to Proceed was issued December 21, 2023, with the execution of the Agreement with the Commission.

The Contractor's on-site mobilization activities commenced on Tuesday January 23, 2024. The Contractor has completed the Stage 1 & 2 work. The stage 3 work is nearly complete; however, the repair and replacement of a deteriorated truss connection pin has delayed the completion of stage 3. Urban continues to provide CM/CI services for the project, including CM/CI services for the emergent pin replacement work.

Construction
Contract No. TS-694A
(MEM/SJB)

The Construction Contract was Awarded to Anselmi & DeCicco, Inc. (A&D) of Maplewood, NJ for a not-to-exceed amount of \$25,072,471.06 at the Commission's November 2023 Meeting. LNTP provided November 20 ,2023 and Full Notice to Proceed on December 20, 2023.

The Phase 1 construction, including the painting of the upstream truss, was completed in June 2024. The Phase 2 Construction for the installation of the temporary pedestrian walkway placed on the bridge deck was completed in July 2024. The Contractor is currently completing the Phase 3 work; however, the repair and replacement of a deteriorated truss connection pin has delayed the completion of stage 3. Painting operations have been completed with the exception of final touch-up work. The walkway panels have been installed and all the pedestrian handrail has been installed. Vehicular traffic on the bridge is still in the Pennsylvania-bound direction only with pedestrian access supported on a temporary walking surface placed on the eastbound lane of the bridge deck. Eastbound traffic is detoured across the New Hope – Lambertville Toll Bridge in the free direction.

As presented at the September Commissioners Meeting, significant deterioration to a pin connection in span 2, panel point 4, was discovered after the blast cleaning operations. The Contractor's temporary support designer, EIC, has designed and detailed a friction collar support. The Contractor's fabricator, Pellet Welding, has made significant advancements in the fabrication of the collar and clamping elements. It is anticipated that the collar will be delivered to the site during the Thanksgiving week, and fully engaged after the first week of December, at which time pedestrian traffic will be moved to the new walkway and traffic will remain in one (1) lane into Pennsylvania. In early January, after the holiday season, the bridge will be required to be closed for the pin replacement activities. The bridge closure is anticipated to last as long as two weeks. Community coordination from initial notification of the issue to date has taken place with the town of New Hope and the city of Lambertville officials and business community representatives.

DELAWARE RIVER JOINT TOLL BRIDGE COMMISSION

**November 25, 2024
PROJECT STATUS REPORT**

NEW HOPE-LAMBERTVILLE TOLL BRIDGE

**NEW HOPE-LAMBERTVILLE TOLL BRIDGE STONE VENEER REPLACEMENT
Design
Task Order Assignment No. C-704A-2
(MEM/KMS)**

At the end of March 2019, a section of the stone veneer façade at the east abutment of the New Hope – Lambertville Toll Bridge (Route 202) came loose and separated from the structural abutment. Greenman-Pederson, Inc. (GPI) was given the task to investigate the cause and determine a solution for the issue. The consultant was given Notice to Proceed on 4/29/2019. The consultant went out in the field on 5/15 and 5/16/19 to access the condition of the stone veneer at both abutments of the NH-L Toll Bridge. A preliminary report was received June 7th, 2019. The report was finalized 7/15/2019. Preliminary design/repair documents were received 8/9/2019 and reviewed by 8/23/19. Final design documents were received electronically on 9/13/2019. Maintenance forces have improved the fencing around the deteriorated section at the NJ abutment facade.

The initial and revised construction costs prepared by one of the Commission’s Job Order Contractors, RCC Builders & Developers (RCC) were both excessive. Therefore, the design documents have been provided to our Job Order Contractor, Mount Construction, to provide a construction cost for this work.

The project was repackaged and issued to our other Job Order Contractor, Mount Construction. After performing a field view with Commission staff, Mount Construction developed a cost estimate for review. The Job Order Contract with Mount Construction was executed on 07/25/2024. GPI continues to provide construction support services for this work.

**Construction Inspection Services
Task Order Agreement No. C-772A-3
(VMF/MEM)**

This Task Order Assignment is for providing Construction Inspection services for the New Hope-Lambertville Toll Bridge Stone Veneer Replacement. KS Engineers, P.C. (KSE) was provided with their Notice to Proceed effective June 4, 2024. KSE has provided a full-time Construction Inspector for the duration of the construction.

DELAWARE RIVER JOINT TOLL BRIDGE COMMISSION

November 25, 2024 PROJECT STATUS REPORT

Construction
Job Order Contract No. TTS-735A-013
(VMF/MEM)

This Job Order Contract for an amount not-to-exceed \$347,793.77 is to reinstall the missing stone veneer at the north end of the east (NJ) abutment, to install anchors in areas identified as potentially unstable, and perform various other maintenance repairs to prevent future deterioration of the stone veneer at both east (NJ) and west (PA) abutments. This contract also includes the removal and storage of the stone veneer from a portion of the north and south abutment walls adjacent to the Pennsylvania abutment backwall to investigate the cause of this backwall rotation toward the bridge.

The project was issued to Job Order Contractor, Mount Construction with Notice to Proceed issued August 7th, 2024. A preconstruction meeting was held on August 14, 2024, and work began on the Pennsylvania abutment walls on August 26, 2024. The Commission's ESS group removed one camera from the PA abutment north wall and removed the wire feed to this camera and two (2) additional cameras near the westbound approach to the toll plaza. The ESS group also removed the wire feed and conduit on the PA abutment back to the Tee junction box attached to the south parapet wall. These cameras will be rewired, and the removed camera temporarily reinstalled at a later date by the ESS group. The stone veneer was removed from the north and south abutment walls exposing a diagonal crack in the abutment backwall, revealing the cause of the backwall rotation. The stone veneer removed from the abutment walls were stored on the near the PA abutment on Commission property to be reused on this abutment walls after the abutment backwall issue is corrected. Mount Construction drilled holes and installed anchor bolts in designated stone veneer block at both the Pennsylvania and New Jersey abutments. The granite stone that will replace the missing stone on the NJ abutment has been ordered.

NH-L TB ALL ELECTRONIC TOLLING (AET) CONVERSION DESIGN

Contract No. C-754A
(CAS/ KMS)

RK&K prepared and submitted the preliminary design plans, specifications and estimate. Commission Staff completed the review of the preliminary design submission and comments were provided to and reviewed with RK&K. RK&K completed an inspection of the existing storm water sewer system with help from the Commission's Maintenance Department. RK&K also reviewed on-site the highway lighting wiring and building access control system.

DELAWARE RIVER JOINT TOLL BRIDGE COMMISSION

November 25, 2024
PROJECT STATUS REPORT

CENTRE BRIDGE- STOCKTON TOLL-SUPPORTED BRIDGE

CB-S TSB BEARING & BRIDGE SEAT REHABILITATION

Design

Task Order Assignment No. C-769A-2
(HDH/MEM)

During the biannual inspection of the toll supported bridges, the Commission's General Engineering Consultant (GEC) identified several areas that require repair at the Centre Bridge-Stockton Toll- Supported Bridge (CBSTSB). The areas of concern are identified as loose, missing and/or bent anchor bolts at the truss and sidewalk bearings with associated spalls in the bridge seats resulting in loss of bearing area. Additional areas of repair are identified at the deck joints and bridge seats of the single span bridge over the Canal at the west approach of CBSTSB.

Traffic Planning and Design, Inc (TPD) was provided with Notice to Proceed on December 13, 2022, for the design of the repairs. An inspection crew from TPD started an in-depth field inspection the week of January 9, 2023, for the purposes of determining the approach to the design and construction of the repairs. A Preliminary Condition Assessment Report (CAR) on the CBSTB conditions was submitted the end of January 2023.

A Draft CAR for the approach structure to the CBS-TSB bridge (York Road over the PA Canal) was submitted February 14th, 2023 and was reviewed by Engineering. In addition to the CAR, TPD has provided a Load Rating Analysis for this structure. The Preliminary Load Rating was received by the Commission on March 30th, 2023 and has been reviewed. The final Load Rating Report was accepted the end of May 2023.

Preliminary assessment reports for the structure over the canal, and for the main river bridge have been received, reviewed, and accepted. Recommendations from this report will be incorporated into a future project for rehabilitation of the bridge.

TPD continue to develop final design documents for the stringer bearing repairs on the main river bridge as well as miscellaneous pier bearing repairs. Preliminary draft plans were received from TPD's sub consultant, Stantec, which were reviewed with comments returned. TPD has finalized the plans and specifications.

The final design has been assigned to a JOC Contractor for construction in 2024 under Job Order Contract No. T/TS-787A-3. TPD attended an on-site Joint Scope of Work Meeting was held on June 5, 2024 with the anticipated JOC Contractor to begin the scoping and pricing efforts. Personnel from AP Construction, Gordian and the Engineering Department met on-site at the CBS TSB. AP Construction provided the Commission with a cost proposal, which is under review.

DELAWARE RIVER JOINT TOLL BRIDGE COMMISSION

**November 25, 2024
PROJECT STATUS REPORT**

LUMBERVILLE-RAVEN ROCK TOLL-SUPPORTED BRIDGE

**L-RR TOLL-SUPPORTED PEDESTRIAN BRIDGE CONCEPT DESIGN FOR
ARCHITECTURAL LIGHTING & ELECTRONIC SURVEILLANCE/DETECTION
SYSTEM INSTALLATION**

Concept Design
Task Order Assignment No. C-771A-4
(JRB/SJB)

Under this Task Order Assignment (TOA) the Consultant, French & Parrello Associates (FPA) with lighting design subconsultant Domingo Gonzales Associates (DGA), is providing professional consulting services to develop concept designs for both an Architectural Lighting System (ALS) and an Electronic Surveillance/Detection System (ESS) on the bridge. These concept designs include investigating the feasibility and practicality of an ALS and an ESS that require minimal equipment located on-site and connect via the Commission's WAN to another facility that would contain any necessary servers or equipment. Due to the lack of both property and buildings, and the picturesque landscape, the Commission would like the systems to be designed to utilize the smallest amount of space possible for back-end equipment located on-site, and any equipment cabinets or other necessary equipment on site should be in a context sensitive containment unit.

A kickoff meeting was held with Commission Staff, representatives of FPA & DGA, via MS Teams on September 27, 2023. A site visit was held on October 5, 2023. Draft concept reports for the ALS and ESS systems were submitted on November 19th. A progress meeting was held on November 22, 2023.

A revised draft concept report was submitted in mid-January and review comments were provided back to FPA/DGA. A progress meeting was held on February 15, 2024. A revised concept report was submitted on February 29, 2024. A meeting was held on March 20 with the Executive Director and several DEDs as well as Public Safety & Bridge Security (PSBS). FPA working with DGA, submitted a revised Draft Concept Report to incorporate feedback from the ED, PSBS, and Engineering staff, which is currently under review.

UHLERSTOWN-FRENCHTOWN TOLL-SUPPORTED BRIDGE

UHLERSTOWN-FRENCHTOWN TSB REHABILITATION

Design
Contract No. C-642A
(MEM/KMS)

At the January 29, 2024 Commissioners Meeting, the Commission awarded Contract No. C-642A, Uhlerstown - Frenchtown Toll-Supported Bridge Rehabilitation Design to WSP USA, Inc. (WSP) of Exton, PA for an amount not-to-exceed \$1,771,189.56. WSP was provided with

DELAWARE RIVER JOINT TOLL BRIDGE COMMISSION

November 25, 2024

PROJECT STATUS REPORT

Notice of Award and Limited Notice to Proceed on January 29, 2024. A project Kick-Off meeting was held on February 6, 2024.

On August 6, 2024, WSP submitted Preliminary Design documents (60% complete), including plans and estimates. Comments were returned to WSP, after which WSP submitted Pre-Final Plans, Specifications and Estimates on September 23, 2024. Documents were reviewed and comments have been returned. Final Design Bid Documents have been submitted and the project was advertised for bid on 10/22/2024. Bids are due to the Commission on 11/26/2024.

I-78 TOLL BRIDGE

I-78 TB JOINT REHABILITATION & MISCELLANEOUS WORK

Design and Construction Inspection
Task Order Assignment No. C-769A-4
(WMC/SJB)

Traffic Planning & Design, Inc. (TPD) submitted a draft needs assessment report including rehabilitation alternatives for I-78 approach pavement deterioration, I-78 bridge over County Route 519 deck deterioration, and the pavement within the open road tolling (ORT) lanes at the I-78 Toll Bridge. The first two (2) of these items have been completed. TPD provided counsel to GPI in support of the plans and specifications for implementation of pavement repairs within the ORT lanes and anticipated to be performed by Crisdel Group as part of Contract T-766A.

I-78 TB NEW JERSEY ROADWAY REHABILITATION AND POWER & COMMUNICATION INFRASTRUCTURE UPGRADES

Design
Contract No. C-766A
(CLR/SJB)

This Contract is for professional consultant design services to include verification of condition assessment, preliminary and final design, and post-design services for the rehabilitation of the I-78 New Jersey Approach Roadway and reassessment of the preliminary design documents associated with the I-78 Power and Communication Infrastructure Design Services as developed by Arora and Associates, P.C. in October 2022 along with the preliminary and final design and post design services for the I-78 Power and Communication Infrastructure Design.

Arora and Associates, P.C was issued a Notice of Award and Limited Notice to Proceed effective May 23, 2023. A project kick-off meeting was held with Arora on May 31, 2023. The Contract was fully executed on June 20, 2023, with full Notice to Proceed effective June 22, 2023.

The Construction Contractor was issued Notice to Proceed effective March 22, 2024. Arora continues providing post-design phase services including Submittals and Request for Information (RFIs) reviews and participating in various construction related meetings throughout the reporting period.

DELAWARE RIVER JOINT TOLL BRIDGE COMMISSION

November 25, 2024 PROJECT STATUS REPORT

Construction Management/Construction Inspection
Contract No. CM-766A
(CLR/SJB)

At the February 26, 2024 Commissioners' Meeting, the Commission awarded Contract No. CM-766A, Construction Management/Construction Inspection Services for the I-78 New Jersey Roadway Rehabilitation and Power & Communication Infrastructure Improvements Project to Greenman-Pedersen, Incorporated (GPI) of Bridgewater, New Jersey for an amount not-to-exceed of \$2,405,208.16. GPI was provided with the Contract Notice of Award and Limited Notice to Proceed effective February 27, 2024. GPI's full Notice to Proceed was issued effective March 22, 2024.

GPI's current staff includes a full time Resident Engineer, two (2) full time Assistant Resident Engineers, one (1) full time Inspector/Office Engineer, one (1) full time Inspector and one (1) part time Project Manager. A part time scheduler and part time safety consultant, both from Envision, Inc. are providing schedule update reviews and independent on-site safety inspections respectively as needed. One (1) full time Inspector from Atane is also providing daily onsite inspection of the ongoing ITS/ESS work.

During this reporting period, GPI conducted the Contract No. T-766A Progress Meetings No.13 and No.14; a Pre-Activity Meeting for the Asphalt Pavement Ride Quality Testing; processed the contractor's seventh pay estimate and continued tracking RFIs, correspondence, submittals, and shop drawings, along with on-site inspection of the contractor's ongoing work. GPI's subconsultant Envision reviewed and commented on the contractor's bi-weekly CPM schedule updates and performed bi-weekly on-site independent safety inspections of the contractor's work.

Construction
Contract No. T-766A
(CLR/SJB)

At the February 26, 2024 Commissioners' Meeting, the Commission awarded Contract No. T-766A, I-78 New Jersey Roadway Rehabilitation and Power & Communication Infrastructure Improvements to Crisdel Group, Incorporated (Crisdel) of South Plainfield, New Jersey for an amount not-to-exceed \$23,530,677.00. Crisdel was provided with Notice of Award and Limited Notice to proceed effective February 27, 2024. Crisdel's full Notice to Proceed was issued effective March 22, 2024.

During this reporting period, Crisdel participated in the Contract No. T-766A Progress Meetings and Pre-Activity Meeting and continued submitting in RFIs, correspondence, submittals, and shop drawings. Crisdel and their sub-contractor Tiffany Electric continued field work consisting of completing the pulling in of new electric and fiber cables into the completed conduits and began splicing these cables into the new equipment, completing the installation of the power

DELAWARE RIVER JOINT TOLL BRIDGE COMMISSION

November 25, 2024

PROJECT STATUS REPORT

systems at Springtown Road, Carpentersville Road and Edge Road locations, completing the permanent line striping along with the installation of the raised pavement markers and shoulder rumble strips which included all of the eastbound and westbound New Jersey right, center and left lanes and right and left shoulders, and the Commission's owned ramps (three) at the Still Valley Interchange (NJ Exit 3) along with the New Jersey median turnarounds. Crisdel also completed restriping the entire PA roadway including thru the toll plaza area. Crisdel's subcontractor, Venture completed all of the bridge deck cleaning and sealing and their landscaping subcontractor, Eastern Landscaping, completed grading, topsoiling, seeding and matting all of the disturbed grass areas, areas disturbed as a result of the power and communication conduit and equipment installations.

NORTHAMPTON STREET TOLL-SUPPORTED BRIDGE

NORTHAMPTON STREET TSB REHABILITATION

Design

Contract No. C-590A

(MEM/KMS)

At the April 27, 2020 Commissioners Meeting, the Commission awarded Contract No. C-590A, Northampton Street Toll-Supported Bridge Rehabilitation Design to Greenman-Pedersen, Inc. (GPI) of Lebanon, NJ for the not-to-exceed amount of \$15,487,427.50. GPI was provided with Notice of Award and Limited Notice to Proceed the same date. GPI was then issued a Full Notice to Proceed on May 15, 2020.

The construction of this project is complete.

Construction Management/Construction Inspection

Contract No. CM-590A

(MEM/KMS)

At the September 27, 2021 Commission Meeting authorization was granted to award the Construction Management/Construction Inspection Services contract (CM-590A) to Johnson, Mirmiran and Thompson, Inc. (JMT) of Philadelphia for the not-to-exceed amount of \$1,554,968.16. Johnson, Mirmiran and Thompson, Inc. of Philadelphia was issued Notice of Award and also Limited Notice to proceed effective September 28, 2021. The full Notice to Proceed was issued November 5, 2021.

The construction of this project is complete. JMT continues to perform project close out activities for this project, including final invoicing.

Construction

Contract No. TS-590A

(MEM/KMS)

At the September 27, 2021 Commissioners Meeting, the Commission awarded Contract No. TS-590A, Northampton Street Toll-Supported Bridge Rehabilitation to J.D. Eckman Inc. of

DELAWARE RIVER JOINT TOLL BRIDGE COMMISSION

November 25, 2024

PROJECT STATUS REPORT

Atglen, PA for an amount not-to-exceed \$15,487,427.50. J.D. Eckman was provided with Notice of Award/Limited Notice to proceed on September 28, 2021. The full Notice to Proceed was issued on November 15, 2021.

The Contractor is engaged with the Construction Management team to close out this project, including final invoicing.

RIVERTON-BELVIDERE TOLL-SUPPORTED BRIDGE

NORTHWEST & SOUTHWEST WINGWALLS REHABILITATION

Design

Task Order Assignment No. C-751A-1
(HDH/MEM)

The masonry wingwalls at the northwest and southwest corners of the Riverton – Belvidere Toll Supported Bridge need repair, rehabilitation, or replacement. The walls exhibit vertical misalignment, areas of bulging stones, missing mortar and water staining because of water seeping through the wall. The sidewalk along the high side of the northwest wall exhibits signs of settlement and the concrete monument on the high side of the wall has settled and rotated.

Traffic Planning and Design, Inc (TPD) was provided with Notice to Proceed on June 16, 2021 for design services to address the wall conditions. On Wednesday, June 23, 2021, a Kick-Off meeting was held. TPD submitted an initial draft Alternatives Analysis Submission report the beginning of September. A meeting was held on October 14, 2021, to review the proposed solutions in the report and discuss any other future alternatives.

A revised analysis report was submitted on November 5, 2021. This report included an interim recommendation to monitor the northwest wingwall for further movement at three-month intervals for a year. A meeting was held with TPD on November 17, 2021 to discuss this recommendation, and TPD was given the go-ahead to start the survey-based monitoring work on November 18, 2021.

An initial Survey of the Northwest wingwall was performed by Navarro & Wright, subconsultant to TPD, on December 1, 2021. Reflective targets and plates were attached to the wall. The next monitoring was performed early February, with negligible changes noted. The monitoring in May 2022 again noted minor changes. The monitoring report from August 3rd registered minor changes from the previous report as well. Comparing the results of August 2022 to the December 2021 baseline, it appears there is active movement of the wall.

As a result, TPD was authorized to proceed with the Phase 2 wall rehabilitation design on November 29, 2022. Project design plans were finalized in December 2023 and issued to a JOC Contractor for pricing and construction in 2024. Construction began in July 2024 and proceeded through the reporting period, with TPD participating in progress meetings, reviewing submittals

DELAWARE RIVER JOINT TOLL BRIDGE COMMISSION

November 25, 2024

PROJECT STATUS REPORT

and responding to RFIs as needed. The contractor will finish last item, waterproofing the masonry walls, in early November.

Construction Inspection
Task Order Assignment C-772A-1
(HDH/MEM)

This Task Order Assignment is for providing Construction Inspection services for the Riverton-Belvidere Toll-Supported Bridge NW & SW Wingwall Rehabilitation. KS Engineers, P.C. (KSE) was provided with their Notice to Proceed effective June 4, 2024. KSE continues to provide a full-time Construction Inspector for the duration of the construction to observe and monitor the progress of the on-site construction activities.

Construction
Job Order Contract No. TTS-784A-001
(HDH/MEM)

A Joint Scope of Work Meeting was held on January 11, 2024. Personnel from TPD, Job Order Contractor Mount Construction, JOC Program Manager Gordian and the Engineering Department met on-site at the RBTSB. A follow-up Teams meeting was held on January 19th, 2024. Mount Construction provided a cost proposal via several review iterations, which has been finalized with the JOC Program Manager Gordian Group.

This Job Order Contract was awarded to Mount Construction Company, Inc. on June 20, 2024 for an amount not-to-exceed \$449,748.88 for the rehabilitation of the Northwest (NW) and Southwest (SW) wingwalls at the Riverton-Belvidere, Pennsylvania bridge approach. This contract includes the removal of the existing concrete wall cap, stone masonry where the wall has bulged and resetting the stone and replacing the wall cap including a new moment slab on the NW wingwall. Work at the NW wingwall also includes removing and resetting the railing on top of the NW wingwall, sidewalk replacement, blast cleaning, repointing and applying a waterproofing agent on the wall. The SW wingwall work includes the blast cleaning, repointing and applying a waterproofing agent. The work on the roadway adjacent to the SW wingwall includes construction of a concrete trough, asphalt curb, and minor paving immediately adjacent to the wall to address drainage issues.

During this reporting period progress meetings were held between October 3, 2024, and on October 24, 2024. Mount Construction completed the following work at the northwest wingwall; placement of the proposed moment slab and re-installed the existing pedestrian railing, placed the new concrete sidewalk, placed the bridge monument on the sidewalk, placed the ESS foundation and re-installed the existing ESS post, backfilled, regraded, topsoil, seeded and strawed the embankment area and re-installed the existing signage. Mount Construction completed the following work on the southwest wingwall; installed the underdrain system, placed the proposed concrete swale and placed proposed asphalt curb. Mount is scheduled to waterproof the wingwalls in early November. Mount is also in the process of addressing the items on the generated punch list.

DELAWARE RIVER JOINT TOLL BRIDGE COMMISSION

**November 25, 2024
PROJECT STATUS REPORT**

MULTIPLE FACILITIES AND/OR COMMISSION-WIDE

**CAPITAL PROGRAM MANAGEMENT CONSULTANT (CPMC) &
DESIGN MANAGEMENT CONSULTANT (DMC) SERVICES FOR CAPITAL
IMPROVEMENT PROJECTS**

CPMC SERVICES THROUGH DECEMBER 31, 2028

**Task Order Assignment No. C-502A-1N
(SJB/KMS)**

Task Order Assignment No. C-502A-1N was authorized on April 8, 2024 for the continuation of Capital Program Management Consultant (CPMC) Services through December 31, 2028. The budget currently authorized for this assignment is anticipated to cover full-staff CPMC Services through December 31, 2025. Services under this Task Order Assignment from January 1, 2026 through December 31, 2028. Under Task Order Assignment 502A-1M, AECOM continues to provide Capital Program Management Consultant (CPMC) Staff Augmentation Services for delivery of the Commission’s Capital Program. AECOM is currently providing four (4) full-time Project Managers to oversee and administer various design and construction projects that are being advanced in the Capital Improvement Program.

CPMC staff will continue to provide support to the Commission in advancing the Capital Program in the following areas: procurement assistance, scheduling and cost control, programming/planning, Project Management, Program Area Management, technical support, design oversight and support, construction oversight and support, and oversight and support of the Job Order Contract (JOC) construction work, all including coordination with multiple Commission departments outside of Engineering.

UNDERWATER SUBSTRUCTURE IMPROVEMENTS DESIGN – ALL REGIONS

**Design
Contract No. C-782A
(HDH/SJB)**

During the 2021 Underwater Inspection, repair and/or rehabilitation needed at bridge substructures below the water level was identified in the reports. IH Engineers, P.C. was awarded this project and given limited notice to proceed August 1, 2023. IH’s subconsultants GPI and JMT finished the in-depth field inspection for the project by the end of August. IH continued with the Draft Condition Assessment Report (CAR) and a Draft Substructure Foundation Reports (SFR) for each bridge. Where the CAR will outline the need for repairs and at which bridges, the SFR will be used as a source of information regarding the foundations and its susceptibility to flooding damage for the Commission in the future. A mid-October meeting was held with the consultant to discuss the CAR and to exchange ideas on possible repairs. Bi-weekly progress meetings are scheduled with the consultant. A Draft CAR was submitted in November and a draft SFR was submitted early December. Both have been reviewed by Commission staff, revised reports were

DELAWARE RIVER JOINT TOLL BRIDGE COMMISSION

November 25, 2024

PROJECT STATUS REPORT

delivered late January and have been returned with comments. A revised set of reports received in mid-April 2024 are currently under review.

A pre-application meeting with NJDEP was conducted on April 2, 2024. Condition Assessment reports (CAR) continue to be progressed. IH is finalizing their reports and working on the preliminary design. Their subconsultants are continuing working on acquiring the necessary permits.

IH has continued to work on both the SFRs and ACRs. A copy of both reports have been forwarded for constructability review under task order C-788A-6. Task Order Consultant TPD and their subconsultant Childs Engineering will review three (3) bridges in the CAR report and a meeting will be scheduled with IH and Engineering to discuss their findings.

CONSTRUCTABILITY REVIEW OF UNDERWATER SUBSTRUCTURE IMPROVEMENTS – AL REGIONS (C-782A)

Design

Task Order Assignment No. C-788A-06
(HDH/SJB)

Under the standing Task Order Agreement, Traffic Planning and Design along with their sub-consultant Childs Engineering will perform a constructability review of the design of the underwater pier repairs being prepared under Contract C-782A.

On August 19th a pre-proposal meeting was held with TPD and Childs Engineering to discuss a peer review of IH's Condition Assessment Report with emphasis on constructability. This report contains recommendations for Underwater repairs to the Main river Bridges over the Delaware. An Cost Proposal was received on September 26, 2024. A negotiation meeting was held on October 9, and a revised Cost Proposal was received on October 17th. NTP was given on October 21, 2024.

EXIGENT SUBSTRUCTURE MASONRY REHABILITATION

Construction Contracts No:

TS-694B – Lumberville-Raven Rock TSB Exigent Substructure Masonry Rehabilitation

TS-694C – Calhoun Street TSB Exigent Substructure Masonry Rehabilitation

TS-694D – Washington Crossing TSB Exigent Substructure Masonry Rehabilitation

TS-694E – Riverton-Belvidere TSB Exigent Substructure Masonry Rehabilitation

(EVO/MEM)

This contract is for the rehabilitation of existing masonry joints at the abutments, piers, and retaining walls, and at four (4) locations directed by the Commission. These exigent substructure masonry rehabilitation projects are an extension of the TS-694A - New Hope – Lambertville Toll-Supported Bridge Rehabilitation Design. This work includes the cleaning and repointing of existing masonry joints, the removal and salvaging existing masonry, constructing mortar beds, placing stones back in their original locations, and repointing courses on piers, abutments at

DELAWARE RIVER JOINT TOLL BRIDGE COMMISSION

November 25, 2024

PROJECT STATUS REPORT

designated locations as directed by the Commission. The contractor Torrado was also instructed to repair the Pier 2 spall located at the bottom of the pier nose. Torrado and the inspector communicated daily and recorded the linear footage of repointing on each face the substructure units.

The contractor, Torrado Construction began work at the first bridge site, Lumberville-Raven Rock on July 23, 2024, and was substantially complete on October 9, 2024. Torrado is in the process of repairing a spall located at the bottom of the Pier 2 nose at Lumberville-Raven Rock. The first layer of spall repair material was placed on October 16, 2024. The spall repair at Pier 2 is scheduled to be completed once the additional spall repair material ordered is available.

During this reporting period Torrado mobilized to the Calhoun Street project site on October 9, 2024 and began work at Pier 2 of 6. The work at the PA abutment and Pier 1 of 6 was skipped because of low water flow and restricted boat access due to the presence of large boulders in the river. Torrado will complete the work at the PA abutment and Pier 1 of 6 at a later date. Torrado completed the work at Pier 2 of 6 on 10/15/2024 and completed the work at Pier 3 of 6 on 10/30/2021. The anticipated substantial complete date is in early December 2024, weather permitting.

BRIDGE MONITOR SHELTER ENHANCEMENTS PROGRAM DEVELOPMENT

Task Order Assignment No. C-771A-1

(WMC/KMS)

French & Parrello Associates, P.A. and their sub-consultant, USA Architects, Planners + Interior Designers are developing a system-wide program to enhance the Commission's inventory of bridge monitor shelters. Work involved preparing the program needs assessment, as discussed during the April 22nd meeting with Commission staff, and continued through the reporting period. A revised site constraints analysis was submitted addressing previously provided comments from the Commission. Additionally, the Commission received revised drawings for the primary and satellite shelter prototypes.

ELECTRONIC SURVEILLANCE / DETECTION SYSTEM

NETWORK VIDEO MANAGEMENT SYSTEM (NVMS) INTEGRATOR SERVICES

Contract No. DB-768A

(WMC/KMS)

Dynamic Security, LLC (dba Secuni) continued to provide maintenance services of headend type equipment in support of the Electronic Surveillance / Detection System under the direction of the Commission's Public Safety and Bridge Security Department, who operates the system from the Control Centers located at the New Jersey State Police's Regional Operation and Information Center (ROIC) in West Trenton, New Jersey and the New Hope-Lambertville Toll Bridge facility in New Hope, Pennsylvania.

DELAWARE RIVER JOINT TOLL BRIDGE COMMISSION

November 25, 2024
PROJECT STATUS REPORT

ELECTRONIC TOLL COLLECTION CUSTOMER SERVICE CENTER/VIOLATION PROCESSING CENTER PROJECT Contract No. DB-584A (CAS/KMS)

Commission Staff are working with the New Jersey E-ZPass Customer Service Center (NJ E-ZPass CSC) provider, Conduent, to implement IAG Interface Control Document (ICD) version 1.60. This will allow CSCs to receive data and process transactions from other transponder protocols such as SeGo and 6C, in addition to the current TDM protocol, as well as other functionalities. Commission Staff coordinated with Conduent and TransCore for the end-to-end final testing. Commission end-to-end testing is complete. After testing is completed with all agencies within the NJ E-ZPass CSC, go-live will be scheduled, expected to occur in November 2024.

Conduent continues to develop the **real time digital payment function** at the NJ E-ZPass CSC for toll by plate customers. Conduent revised the terms and conditions that will be displayed on the NJ E-ZPass website, and they are being reviewed by the NJTA. Conduent has released this functionality into the NJ CSC software, and they are proceeding with testing it through a small group of individuals.

For the **NJ E-ZPass CSC Services re-procurement**, the New Jersey Turnpike Authority (NJTA) awarded the agreements at their Board Meeting. Subsequently, Commission Staff prepared a November 2024 Summary Statement and Resolution for the Commission to authorize the Executive Director to execute all agreements.

The NJTA, as the lead agency, is facilitating all meetings with the other agencies and Conduent to manage the implementation of outstanding system elements for the New Jersey E-ZPass Customer Service Center.

ELECTRONIC TOLL COLLECTION SYSTEM REPLACEMENT Design, Build and Maintain Contract No. DB-540A (CAS/KMS)

TransCore began preparing the remaining seven (7) toll plazas for the installation of the Encompass E6 multiprotocol reader. This included installing the cabling from the proposed reader location to each antenna. The preliminary work is complete. As the E6 readers are received they are being prepared for installation.

Commission Staff are working with TransCore and the NJ E-ZPass CSC provider, Conduent, to implement IAG Interface Control Document (ICD) version 1.60. This will allow CSCs to receive data and process transactions from other transponder protocols such as SeGo and 6C, in addition to the current TDM protocol, as well as other functionalities. Commission Staff coordinated with Conduent and TransCore for the end-to-end final testing. Commission end to

DELAWARE RIVER JOINT TOLL BRIDGE COMMISSION

November 25, 2024

PROJECT STATUS REPORT

end testing is complete. After testing is completed with all agencies within the NJ E-ZPass CSC, go-live will be scheduled, expected to occur in November 2024.

TransCore assisted the Commission's pest control company with the treating of the toll plaza canopies.

Commission Staff and TransCore meet monthly to review and discuss system operational and maintenance items. A weekly call also takes place to briefly review system maintenance items for the week.

ALL ELECTRONIC TOLLING IMPLEMENTATION PLAN

Task Order Assignment No. C-728A-6
(CAS/ KMS)

Rummel, Klepper & Kahl, LLP (RK&K) team is providing program management services for the transition to soft All Electronic Tolling (AET) under this task order assignment. The RK&K team and Commission Staff met with TransCore for a third time to discuss our hard AET conversion and the anticipated use of the South Jersey Transportation Authority procurement for the AET system. This procurement includes provisions that allow all the agencies of the New Jersey E-ZPass Customer Service Center to purchase their toll system. During this meeting, the team reviewed a draft scope of work and discussed revisions to this document. TransCore is working with the draft scope of work to prepare their fee document.

JOB ORDER CONTRACTING SERVICES

JOB ORDER CONTRACTING PROGRAM MANAGER

Contract No. C-727A
(WMC/KMS)

The Gordian Group continued to provide program management services in support of the Commission's Job Order Contracting Program involving development of price proposals within the information management software as well as the construction management services in support of each individual job order.

JOB ORDER CONTRACTING SERVICES

FOR BRIDGE, HIGHWAY, AND CIVIL WORK – NORTH REGION

Contract No. T/TS-784A
(WMC/KMS)

Representatives from Mount Construction Company participated in a training session on June 28, 2023 involving the JOC Information Management Software, using the Construction Task Catalog and the understanding the Job Order Development Process.

Notice-to-Proceed was issued effective July 1, 2023.

DELAWARE RIVER JOINT TOLL BRIDGE COMMISSION

**November 25, 2024
PROJECT STATUS REPORT**

**JOB ORDER CONTRACTING SERVICES
FOR BRIDGE, HIGHWAY, AND CIVIL WORK – SOUTH REGION
Contract No. T/TS-785A
(WMC/KMS)**

Representatives from Mount Construction Company participated in a training session on June 28, 2023 involving the JOC Information Management Software, using the Construction Task Catalog and the understanding the Job Order Development Process.

Notice-to-Proceed was issued effective July 1, 2023.

**JOB ORDER CONTRACTING SERVICES
FOR BUILDING AND FACILITY WORK – NORTH REGION
Contract No. T/TS-786A
(WMC/KMS)**

Representatives from Mount Construction Company participated in a training session on June 28, 2023 involving the JOC Information Management Software, using the Construction Task Catalog and the understanding the Job Order Development Process.

Notice-to-Proceed was issued effective July 1, 2023.

**JOB ORDER CONTRACTING SERVICES
FOR BUILDING AND FACILITY WORK – SOUTH REGION
Contract No. T/TS-787A
(WMC/KMS)**

Representatives from A.P. Construction participated in a training session on June 28, 2023 involving the JOC Information Management Software, using the Construction Task Catalog and the understanding the Job Order Development Process.

Notice-to-Proceed was issued effective July 1, 2023.

**GENERAL ENGINEERING CONSULTANT
2023-2024 Annual Inspections
Contract No. C-757A
(HDH/MEM)**

As the Commission's General Engineering Consultant (GEC), Pickering, Corts & Summerson (PCS) provided Annual Inspection Services for the Toll Bridges in 2021, and Toll-Supported bridges in 2022, and Toll Bridges again in 2023.

Inspections of the Toll-Supported bridges and facilities are scheduled for 2024. A kick-off meeting was held with Maintenance, Engineering and PCS team staff on February 20th, 2024.

DELAWARE RIVER JOINT TOLL BRIDGE COMMISSION

November 25, 2024

PROJECT STATUS REPORT

Maintenance forces from NHL performed the cable rigging of the Toll-Supported Bridges beginning the last week of February in preparation for inspections that commenced the week of March 18th, 2024.

All Toll-Supported Bridges and Facilities were inspected during the months of March, April, May and June. Sign Reflectivity Assessment for the Toll-Supported bridges was performed by PCS' sub-consultant SJH the second week of October, this work is performed during nighttime hours.

The Preliminary Draft Maintenance and Annual Inspection Reports were received on October 2nd, 2024. Meetings with Engineering, Maintenance and the GEC were held on October 21st (Southern Region) and October 22nd, 2024 (Central and Norther Regions). Copies of Final-Draft reports are expected the first week of November.

TOLL PLAZA RESTRIPIING

Design

Task Order Assignment No. C-760A-6
(JRB/SJB)

Under this Task Order Assignment (TOA) the Consultant, Remington & Vernick Engineers (RVE), is providing professional consulting services to review, analyze, provide alternatives, and prepare construction plans for revised toll plaza and approach restriping at the seven (7) traditional toll plazas.

A kickoff meeting was held on October 5, 2023, via MS Teams. A research assessment report was submitted to the Commission on October 19, 2023, and a meeting was held on October 24, 2023, to discuss it. A revised report was submitted on November 20, 2023, for internal review and coordination. A status meeting was held on February 14, 2024. RVE submitted an updated assessment report based on additional Commission comments on February 21 and it is currently under review. RVE submitted preliminary plans on April 1, 2024, and comments were provided back to RVE on April 22. Plans for Interstate 78 and Trenton – Morrisville were finalized on May 20 and provided to Engineering staff to incorporate into the current T-766A I-78 I-NJ Roadway Rehabilitation and Power & Communication Infrastructure Improvements project and for the current procurement of T-746A Trenton – Morrisville Toll Bridge Roadway Paving and Deck Sealing Improvements. The Commission is awaiting the final submission for the remaining five (5) toll plazas.

TRAFFIC ENGINEERING CONSULTANT

2021–2022/ 2023-2024 Annual Reports

Task Order Assignment No. C-761A
(CAS/ KMS)

Commission Staff provided the 2024 traffic data to Pennoni to begin preparing the 2024 Traffic Engineering report that will summarize the 2024 traffic and revenue and forecast the 2025 traffic and revenue. Pennoni submitted preliminary values that were reviewed by Commission Staff and comments were provided to Pennoni. Pennoni addressed the review comments.

DELAWARE RIVER JOINT TOLL BRIDGE COMMISSION

November 25, 2024
PROJECT STATUS REPORT

TRAFFIC COUNT PROGRAM UPGRADE
Contract No. DR-550A
(JRB/CAS)

A Purchase Order was issued to Signal Service, Inc. of West Chester, PA for new overhead traffic counters radar units and support materials in April 2023. Signal Service (SS) is a member of the Pennsylvania Department of General Services COSTARS Program.

The purchase order included 19 new overhead radar units (included 2 spare units), and new units have been installed at all vehicular bridges. These new sensors replaced end of life RTMS (radar) traffic monitoring units that began to fail. Due to increased sensitivity of the newer technology in the counters and the unique geometry of some of the Commission’s Toll-Supported Bridge approaches, Commission staff and Signal Service have been working to monitor and reconfigure or recalibrate the sensors at many bridges when needed. There are a few bridges that are problematic, including Uhlerstown – Frenchtown, Upper Black Eddy – Milford, and Riverton – Belvidere where narrow approach roadways coupled with steel guiderail has caused issues with radar counts.

Commission staff and SS are working together to try and remedy the situation, either by recalibration, reconfiguration, or relocation of the counter heads where possible.

At the New Hope-Lambertville Toll-Supported bridge, on September 9, 2024, the traffic counter was relocated to the PA Approach. During review of the data collected from 9/10 – 9/30, it was determined the counts (westbound only due to TS-694A) were inaccurate and that SS will be contacted to come out and reconfigure the sensor. SS recalibrated the NH-L TSB sensor on October 23.

SS visited Northampton Street and Riverton – Belvidere TSBs on October 8, Portland - Columbia, Delaware Water Gap, and Milford – Montague TBs on October 21, Easton – Phillipsburg TB on October 23, and Scudder Falls and I-78 TBs on October 24 as part of their quarterly preventive maintenance.

Engineering and SS will continue monitoring any issues with the sensors at other Toll-Supported Bridges where geometry and roadway appurtenances cause problems.

ELECTRONIC TOLL COLLECTION / TOLLING
TASK ORDER CONSULTANT
E6 MPR TESTING
Task Order Assignment No. C-770A-2
(CAS/ KMS)

TransCore continued to monitor the Encompass (E6) multiprotocol reader at the Trenton-Morrisville Toll Bridge. This reader enables the Commission toll facilities to read transponders

DELAWARE RIVER JOINT TOLL BRIDGE COMMISSION

November 25, 2024

PROJECT STATUS REPORT

that use TDM (IAG), SeGo or 6C protocols, an IAG directive. TransCore and RK&K collected data to document the performance of the reader in multiprotocol operation. This data continues to be reviewed by TransCore to determine if additional tuning to the reader is needed.

SOFT AET PROGRAM MANAGEMENT AND ROADWAY SIGN REPLACEMENT

Design

Task Order Assignment No. C-770A-3
(CAS/ KMS)

Rummel, Klepper & Kahl, LLP (RK&K) provided construction support that included reviewing contractor provided submittals and responding to requests for information for All-Electronic Tolling (AET) Soft Conversion Phase 2 - AET in place (Phase 2) signage revisions for the westbound travel direction of the New Hope – Lambertville, Portland – Columbia and Milford – Montague Toll Bridges. The sign changes address the discontinuation of cash collection and the addition of the Toll-by-Plate payment option at these bridges, on June 17, 2024.

Mount Construction, the Commission’s Job Order Contract (JOC) contractor, completed the sign installation and roadway pavement marking eradication. Two larger signs that required additional time to procure are now complete.

RK&K, Mount Construction, AECOM and Commission staff participated on an on-site project scoping meeting for the signage revisions for the Trenton – Morrisville, I-78, Easton – Phillipsburg, and Delaware Water Gap Toll Bridges. RK&K prepared plan sheet revisions that were discussed during the on-site meeting and submitted them to the team. The signage plans were provided to the NJDOT for their information.

TOLL SIGN REPLACEMENTS AT NEW HOPE-LAMBERTVILLE TOLL BRIDGE

Construction

Job Order Contract No. T/TS-785A-1
(CAS/KMS)

This Job Order Contract for an amount not-to-exceed \$89,794.02 is for the installation of advanced tolling signs at the New Hope-Lambertville bridge approach and toll plaza in preparation to transitioning to All Electronic Tolling In-place at this bridge on June 16, 2024. The Toll Sign Replacement contractor is Mount Construction Company, Incorporated of Berlin, New Jersey. Mount was provided with the Contract’s Notice to Proceed effective May 24, 2024 and began sign installation and replacement work at this bridge on June 12, 2024. Mount completed the sign replacements within the toll plaza and replaced the advance signage in New Jersey prior to going to all electronic tolling on June 16, 2024. Three (3) large overhead signs on the bridge required additional structural support, which was submitted by Mount and approved by the design engineer RK&K. Two (2) of these remaining three (3) overhead signs were installed on September 27, 2024 and the remaining overhead sign was replaced on October 4, 2024, completing the AET sign placements for this facility.

DELAWARE RIVER JOINT TOLL BRIDGE COMMISSION

November 25, 2024
PROJECT STATUS REPORT

TOLL SIGN REPLACEMENTS AT PORTLAND-COLUMBIA TOLL BRIDGE

Construction
Job Order Contract No. T/TS-784A-2
(CAS/KMS)

This Job Order Contract for an amount not-to-exceed \$51,812.20 is for the installation of advanced tolling signs at the Portland-Columbia bridge approach and toll plaza in preparation to transitioning to All Electronic Tolling In-place at this bridge on June 16, 2024. The Toll Sign Replacement contractor is Mount Construction Company, Incorporated of Berlin, New Jersey. Mount was provided with the Contract's Notice to Proceed effective May 24, 2024 and began sign installation and replacement work at this bridge on June 7, 2024. Mount completed the sign replacements within the toll plaza and replaced the majority of the advance signage in New Jersey prior to going to all electronic tolling on June 16, 2024. Four (4) larger toll signs were fabricated and installed the week of July 8, 2024. Two signs on the NJ ramp to the bridge were moved to their designed location on September 25, 2024, completing this contract.

TOLL SIGN REPLACEMENTS AT MILFORD-MONTAGUE TOLL BRIDGE

Construction
Job Order Contract No. T/TS-784A-3
(CAS/KMS)

This Job Order Contract for an amount not-to-exceed \$42,594.62 is for the installation of advanced tolling signs at the Milford-Montague bridge approach and toll plaza in preparation to transitioning to All Electronic Tolling In-place at this bridge. The Toll Sign Replacement contractor is Mount Construction Company, Incorporated of Berlin, New Jersey. Mount was provided with the Contract's Notice to Proceed effective May 24, 2024 and began sign installation and replacement work at this bridge on June 6, 2024. Mount completed the sign replacements within the toll plaza and replaced the advance signage in New Jersey prior to going to all electronic tolling on June 16, 2024. This project is complete.

DELAWARE RIVER JOINT TOLL BRIDGE COMMISSION

Meeting of November 25, 2024

OPERATIONS

The following Pages reflect the reports on those items assigned to the Operations Department. Each item is reported separately and page numbered accordingly.

DELAWARE RIVER JOINT TOLL BRIDGE COMMISSION

Meeting of November 25, 2024

**OPERATIONS INDEX
FOR
PUBLIC SAFETY & BRIDGE SECURITY**

SUBJECT	DESCRIPTION	PAGE NUMBER
Public Safety & Bridge Security	Status Reports Month of October 2024	1-24

DELAWARE RIVER JOINT TOLL BRIDGE COMMISSION
Meeting of November 2024

PUBLIC SAFETY AND BRIDGE SECURITY
Month of October 2024

The below-listed items represent meetings, communications, tasks, and projects involving the Public Safety and Bridge Security Department (PSBS):

Radio System

- PSBS personnel and the New Jersey State Police investigated various DRJTBC radio issues during October 2024. Currently, both agencies and Motorola are investigating putting a micro antenna system on the new Trenton-Morrisville facility to reach the NJSP Bordentown radio tower instead of seeking permission to go on the NJ Labor and Industry building in Trenton, NJ.
- In October 2024, ESS Maintenance staff installed and programmed 5 new radios for various new vehicles.
- In October 2024, ESS Maintenance staff continued to work with the Regions and IT to update the Maximo radio inventory database.

Access Control System

- In October 2024, ESS Maintenance staff continued upgrading components of the Commission's access control system and adjusting doors to ensure the security of commission facilities.
- In October 2024, the Access Control System (ACS) database was audited, and pictures were updated for employees and contractor cards.
- Various employee ACS rights were updated and changed at the supervisors' request.
- Various door alarms and ACS issues were investigated and addressed.

Public Safety & Bridge Security

- PSBS continued to arrange various Pennsylvania State Police (PSP) enforcement details and safety checks at Commission bridges. Specifically, during the month of October 2024, PSP conducted speed enforcement and equipment checks at New Hope Toll, Trenton-Morrisville, Portland-Columbia and Milford-Montague.

DELAWARE RIVER JOINT TOLL BRIDGE COMMISSION
Meeting of November 2024

PUBLIC SAFETY AND BRIDGE SECURITY
Month of October 2024

- PSBS Control Center (CC) continues to operate 24/7 detects, documents, and assists the regional bridges with various emergencies, traffic, and security-related incidents.
- During October 2024, PSBS worked with Human Resources (HR) on various internal investigations.
- During October 2024, PSBS personnel worked with several police departments and DRJTBC personnel on various inquiries and investigations. As a result, PSBS personnel investigated (31) video requests.
- In October 2024, PSBS Staff attended the I-78 NJ Roadway Rehabilitation and Power & Communication Infrastructure meeting. Currently, the Commission is expecting camera poles to be installed along the roadway in October.
- In October 2024, PSBS personnel reviewed and purged the ESS video storage database that contains copies of videos requested by DRJTBC personnel and outside agencies.
- In October 2024, PSBS staff attended a meeting for the Lower Trenton Toll Supported Bridge Truck Warning System (Pilot) and a Bridge Monitor Shelter Concept Design.
- In October 2024, PSBS continued working with Engineering to construct the Southern Operations & Maintenance Facilities – Trenton-Morrisville Control Center Project.
- In October 2024, work continued at the New Hope Control Center on the Computer Aided Dispatch System (CAD), and the Carousel integrated phone system. PSBS Staff and Engineering continue to conduct Bi-Weekly meetings with Motorola and Carousel regarding the CAD and phone system. Operations personnel received training on the CAD and Reporting systems. Go live date for the CAD is anticipated during November 2024, however currently Motorola is having difficulty with e-mailing the reports.
- In October 2024, PSBS staff attended various meetings concerning switching to electronic tolling (AET).
- In October 2024, PSBS attended meetings with the Coleman Consulting group regarding work schedules and work rules.
- During the month of October 2024, PSBS assisted both the Pennsylvania and New Jersey State Police with security details for both Republican and Democratic presidential candidates

DELAWARE RIVER JOINT TOLL BRIDGE COMMISSION
Meeting of November 2024

PUBLIC SAFETY AND BRIDGE SECURITY
Month of October 2024

- In October the DRJTBC hired James Foster for the position of ESS Monitor II and Christopher Kollie as a Bridge Monitor.

Electronic Security Surveillance (ESS) Maintenance

- In October 2024, the ESS Maintenance staff responded to and closed 49 Maximo work orders concerning the Commission's ESS and radio systems.
- In October 2024, the ESS Maintenance staff continued supporting the DRJTBC electronic vehicle counting system with verifying counts and adjusting the readers.
- In October 2024, the ESS Maintenance staff installed a new network switch and three new camera workstations for the Maintenance Department at Langhorne.
- In October 2024, the ESS Maintenance staff converted cameras EP12, and EP13 from analog cameras to IP cameras.
- In October 2024, the ESS Maintenance staff installed camera SF63 on the New Jersey side of the Scudder Falls Bike path.
- In October 2024, the ESS Maintenance staff replaced field switches for various cameras at both our Scudder Falls facility and Trenton Morrisville facility.
- In October 2024, the ESS Maintenance staff participated in the DRJTBC under bridge unit training.

Toll

1. Facilitated an internal meeting with various Commission Departments to discuss AET conversion at TM, I78, EP and DWG
2. Participated Northern Region Toll Bridge Monitor interviews
3. Attended workshop meeting related to NHL Toll - Hard AET conversion

DELAWARE RIVER JOINT TOLL BRIDGE COMMISSION
Meeting of November 2024

PUBLIC SAFETY AND BRIDGE SECURITY
Month of October 2024

4. Participated in various Coleman Consulting Group meetings regarding new schedules for PSBS/Toll
5. Held weekly Teams meetings with Lieutenants and DDOT to keep staff informed of any updates and answer questions
6. Attended monthly TransCore Maintenance meeting
7. Participated in TransCore weekly Teams meetings and assist with any toll system updates
8. Continue to monitor the daily Garda pickups and prepare a weekly report
9. Continue to work with TES to schedule training for Toll personnel and newly promoted employees
10. Continue to monitor traffic flow to adjust schedules
11. Approve and monitor payroll / address any ADP or portal issues
12. Visited toll locations to meet with staff and discuss any issues

October 2024 NJSP/PSP DRJTBC Combined Stats

Bridges	N/R Accidents		Reportable Accidents		Motorist Assists		Other	
	NJ	PA	NJ	PA	NJ	PA	NJ	PA
Milford-Montague Toll Bridge (R0440)	0	0	0	0	0	0	0	0
Delaware Water Gap Toll Bridge (N0641)	0	0	1	0	0	0	0	4
Portland-Columbia Pedestrian TSB (M0642)	0	0	0	0	0	0	0	0
Portland-Columbia Toll Bridge (M0643)	0	0	0	0	0	0	0	0
Riverton-Belvidere Toll Supported Bridge (M0644)	0	0	1	0	0	0	0	0
Easton-Phillipsburg Toll Bridge (M0645)	0	2	0	0	0	0	1	1
Northampton St TSB (M0646)	0	0	0	0	0	1	1	1
I-78 Toll Bridge (M0646)	0	0	1	0	2	3	0	5
Riegelsville Toll Supported Bridge (M0248)	0	1	0	0	0	0	1	1
Upper Black Eddy Milford Toll Supported (M0249)	0	0	0	0	0	0	0	1
Uhlerstown Frenchtown TSB (M0250)	0	0	1	0	0	0	1	0
Lumberville Raven Rock TSB Ped. (M0251)	0	0	0	0	0	0	0	0
Centre Bridge Stockton TSB (M0252)	0	0	0	0	0	0	0	1
New Hope Lambertville Toll (M0253)	0	1	0	0	1	0	0	0
New Hope Lambertville TSB (M0254)	0	0	0	0	0	0	0	0
Washington Crossing TSB (M0355)	0	1	1	0	0	0	0	0
Scudder Falls Toll (M0356)	0	0	1	0	1	0	0	1
Calhoun St TSB (M0357)	0	1	0	0	0	0	0	1
Lower Trenton TSB (M0358)	0	0	0	1	0	0	0	1
Morrisville Trenton Toll (M0359)	0	3	1	1	0	1	0	1

	Citations	Warnings	Security Checks
New Jersey State Police	27	63	503
Pennsylvania State Police	99	186	658

October 2024 Overweight Crossings-Northern Region

10/31/2024

Bridge	Total Turnarounds	Total Overweights2	Total Manned	Total Unmanned	NJSP Response	Summons Issued	Warnings Issued	PSP Response	Citations Issued	Warnings Issued2	Local Police Response	No Response
Riverton- Belvidere	167	3	1	2	2	1	1	1	0	1	0	0
Northampton St.	899	7	7	0	3	1	2	3	1	2	0	1
Riegelsville	262	0	0	0	0	0	0	0	0	0	0	0
Uhlerstown-Frenchtown	200	2	1	1	1	1	0	1	0	0	0	0
October Totals	1528	12	9	3	6	3	3	5	1	3	0	1
Bridge	Total Turnarounds	Total Overweights	Total Manned	Total Unmanned	NJSP Response	Summons Issued	Warnings Issued	PSP Response	Citations Issued	Warnings Issued	Local Police Response	No Response
Riverton- Belvidere	1444	49	9	40	36	11	21	6	3	2	0	8
Northampton St.	7716	50	50	0	20	5	16	24	7	17	0	6
Riegelsville	2500	2	2	0	0	0	0	0	0	0	0	1
Uhlerstown-Frenchtown	1793	14	1	13	12	9	3	1	0	0	0	0
	0	0	0	0	0	0	0	0	0	0	0	0
Year to Date Totals	13453	115	62	53	68	25	40	31	10	19	0	15

October 2024 Overweight Crossings-Southern Region

10/31/2024

Bridge	Total Turnarounds	Total Overweights2	Total Manned	Total Unmanned	NJSP Response	Summons Issued	Warnings Issued	PSP Response	Citations Issued	Warnings Issued2	Local Police Response	No Response
Lower Trenton	0	0	0	0	0	0	0	0	0	0	0	0
Calhoun Street	268	2	2	0	0	0	0	2	0	2	0	0
Washington Crossing	113	2	0	2	2	1	1	0	0	0	0	0
New Hope	801	0	0	0	0	0	0	0	0	0	0	0
Lambertville												
Centre Bridge	111	4	0	4	4	2	2	0	0	0	0	0
Stockton												
October Totals	1293	8	2	6	6	3	3	2	0	2	0	0
Bridge	Total Turnarounds	Total Overweights	Total Manned	Total Unmanned	NJSP Response	Summons Issued	Warnings Issued	PSP Response	Citations Issued	Warnings Issued	Local Police Response	No Response
Lower Trenton	244	9	1	8	0	0	0	9	1	8	0	0
Calhoun Street	1473	12	10	2	4	2	2	7	2	5	0	1
Washington Crossing	1483	17	4	13	11	8	3	4	3	1	0	2
New Hope	3568	3	3	0	0	0	0	3	1	2	0	0
Lambertville												
Centre Bridge	1006	43	1	42	41	25	16	1	1	0	1	0
Stockton												
Year to Date Totals	7774	84	19	65	56	35	21	24	8	16	1	3

2024 Overweight Turnaround/Overweight Crossing Report YTD

Totals

Belvidere	January	February	March	April	May	June	July	August	September	October	November	December	Year to date totals
Turnarounds	89	94	127	156	145	144	170	181	171	167			1444
NJ Side	72	83	104	124	124	123	157	157	155	146			1245
PA Side	17	11	23	32	21	21	13	24	16	21			199
Overweight Crossings	2	4	6	8	7	9	5	2	3	3			49
Northampton Street	January	February	March	April	May	June	July	August	September	October	November	December	Year to date totals
Turnarounds	554	567	752	733	674	894	943	858	842	899			7716
NJ Side	524	528	699	682	651	837	882	791	790	843			7227
PA Side	30	39	53	51	23	57	61	67	52	56			489
Overweight Crossings	3	2	5	2	0	10	11	5	5	7			50
Riegelsville	January	February	March	April	May	June	July	August	September	October	November	December	Year to date totals
Turnarounds	150	169	275	221	227	288	357	309	242	262			2500
NJ Side	115	130	184	160	166	204	268	228	181	182			1818
PA Side	35	39	91	61	61	84	89	81	61	80			682
Overweight Crossings	0	0	0	0	0	1	1	0	0	0			2
Frenchtown	January	February	March	April	May	June	July	August	September	October	November	December	Year to date totals
Turnarounds	119	119	190	182	134	127	201	275	246	200			1793
NJ Side	109	107	149	166	113	91	184	265	230	195			1609
PA Side	10	12	41	16	21	36	17	10	16	5			184
Overweight Crossings	1	0	1	2	2	1	0	1	4	2			14
Centre Bridge Stockton	January	February	March	April	May	June	July	August	September	October	November	December	Year to date totals
Turnarounds	80	99	82	78	87	117	132	99	121	111			1006
NJ Side	70	72	65	66	69	93	91	77	88	89			780
PA Side	10	27	17	12	18	24	41	22	33	22			226
Overweight Crossings	3	4	5	1	6	3	7	4	6	4			43
New Hope Lambertville	January	February	March	April	May	June	July	August	September	October	November	December	Year to date totals
Turnarounds	114	143	166	140	199	157	125	597	1126	801			3568
NJ Side	31	136	162	139	183	155	124	597	1126	798			3451
PA Side	81	7	4	1	16	2	1	0	0	3			115

Belvidere	January	February	March	April	May	June	July	August	September	October	November	December	Year to date totals
Overweight Crossings	0	1	0	0	0	0	0	2	0	0			3
Washington Crossing	January	February	March	April	May	June	July	August	September	October	November	December	Year to date totals
Turnarounds	124	123	114	153	221	203	129	137	166	113			1483
NJ Side	116	119	103	141	218	170	118	125	152	97			1359
PA Side	8	4	11	12	3	33	11	12	14	16			124
Overweight Crossings	0	1	0	0	2	3	4	2	3	2			17
Calhoun Street	January	February	March	April	May	June	July	August	September	October	November	December	Year to date totals
Turnarounds	79	100	120	72	182	164	153	171	164	268			1473
NJ Side	44	60	94	39	108	111	123	116	111	156			962
PA Side	35	40	26	33	74	53	30	55	53	112			511
Overweight Crossings	0	1	0	1	2	2	0	3	1	2			12
Lower Trenton	January	February	March	April	May	June	July	August	September	October	November	December	Year to date totals
Turnarounds	0	0	73	46	53	50	22	0	0	0			244
NJ Side	0	0	73	46	53	50	22	0	0	0			244
PA Side	0	0	0	0	0	0	0	0	0	0			0
Overweight Crossings	0	0	0	4	0	0	4	1	0	0			9

2024

Cpl. Monthly Activity Report

October 2024

Location	Bridge Checks	Overweights	Accidents	Code 100	Disabled Vehicles	Medical Emergencies
Lower Trenton	86	0	1	1	1	1
Calhoun Street	118	2	1	0	0	0
Langhorne	69	0	0	0	0	0
Scudder Falls	236	0	1	0	6	0
Washington Crossing	113	2	1	0	0	0
New Hope Lambertville	78	0	0	0	0	1
Centre Bridge Stockton	71	4	0	0	0	0
Lumberville RavenRock	45	0	0	0	0	0
Uhersown Frenchtown	110	2	0	0	0	1
Upper Black Eddy Milford	115	0	0	0	0	0
Riegelsville	174	0	0	0	0	0
Northampton St.	281	7	0	0	0	0
Riverton Belvidere	102	3	0	0	0	0
Portland Columbia	47	0	0	0	0	0
Totals	1645	20	4	1	7	3
Yearly Totals						
Location	Bridge Checks	Overweights	Accidents	Code 100	Disabled Vehicles	Medical Emergencies
Lower Trenton	86	0	1	1	1	1
Calhoun Street	118	2	1	0	0	0
Langhorne	69	0	0	0	0	0
Scudder Falls	236	0	1	0	6	0
Washington Crossing	113	2	1	0	0	0
New Hope Lambertville	78	0	0	0	0	1

Location	Bridge Checks	Overweights	Accidents	Code 100	Disabled Vehicles	Medical Emergencies
Centre Bridge Stockton	71	4	0	0	0	0
Lumberville RavenRock	45	0	0	0	0	0
Uhlersown Frenchtown	110	2	0	0	0	1
Upper Black Eddy Milford	115	0	0	0	0	0
Riegelsville	174	0	0	0	0	0
Northampton St.	281	7	0	0	0	0
Riverton Belvidere	102	3	0	0	0	0
Portland Columbia	47	0	0	0	0	0
Totals	1645	20	4	1	7	3

DELAWARE RIVER JOINT TOLL BRIDGE COMMISSION

MONTHLY ACTIVITY SERVICES RENDERED REPORT

BRIDGE Centre-Bridge Stockton

MONTH October

YEAR 2024

ACTIVITY/SERVICE	WEEK OF 12-Oct	WEEK OF 19-Oct	WEEK OF 26-Oct	WEEK OF 31-Oct	TOTAL
Hours Worked	164	92	72	48	376
Patrols	61	31	27	15	134
Overweight Crossings	2	1	0	1	4
Overweights Refused	47	21	24	19	111
Pass Through	27	9	3	2	41
Disabled Vehicles	0	3	0	0	3
Accidents	0	0	0	0	0
Police Requests	1	0	0	0	1
Fire Dept. Requests	0	2	0	0	2
EMS / First Aid Requests	0	0	0	0	0
Traffic Control	33	10	16	7	66
Jumpers / Code 100	0	0	0	0	0
Public Interactions	144	74	50	41	309
Bicycle Warnings	7	4	5	3	19
Other	0	0	0	0	0

NOTES:

DELAWARE RIVER JOINT TOLL BRIDGE COMMISSION

MONTHLY ACTIVITY SERVICES RENDERED REPORT

BRIDGE New Hope - Lambertville

MONTH October

YEAR 2024

ACTIVITY/SERVICE	WEEK OF 12-Oct	WEEK OF 19-Oct	WEEK OF 26-Oct	WEEK OF 31-Oct	TOTAL
Hours Worked	603	332	340	280	1555
Patrols	110	65	37	22	234
Overweight Crossings	0	0	0	0	0
Overweights Refused	398	154	85	164	801
Pass Through	8	2	3	0	13
Disabled Vehicles	0	0	2	0	2
Accidents	0	0	0	1	1
Police Requests	1	0	0	0	1
Fire Dept. Requests	0	0	0	0	0
EMS / First Aid Requests	0	0	1	0	1
Traffic Control	100	0	55	0	155
Jumpers / Code 100	0	0	1	0	1
Public Interactions	995	449	468	333	2245
Bicycle Warnings	67	27	22	15	131
Other	0	0	0	0	0

NOTES:

DELAWARE RIVER JOINT TOLL BRIDGE COMMISSION

MONTHLY ACTIVITY SERVICES RENDERED REPORT

BRIDGE Washington Crossing

MONTH October

YEAR 2024

ACTIVITY/SERVICE	WEEK OF 12-Oct	WEEK OF 19-Oct	WEEK OF 26-Oct	WEEK OF 31-Oct	TOTAL
Hours Worked	232	100	132	96	560
Patrols	42	18	27	14	101
Overweight Crossings	1	0	0	1	2
Overweights Refused	71	23	10	9	113
Pass Through	7	0	0	2	9
Disabled Vehicles	0	0	0	0	0
Accidents	1	0	0	0	1
Police Requests	1	0	0	0	1
Fire Dept. Requests	0	0	0	0	0
EMS / First Aid Requests	0	0	0	0	0
Traffic Control	42	24	20	11	97
Jumpers / Code 100	0	0	0	0	0
Public Interactions	57	14	11	7	89
Bicycle Warnings	19	0	17	8	44
Other	0	0	0	0	0

NOTES:

DELAWARE RIVER JOINT TOLL BRIDGE COMMISSION

MONTHLY ACTIVITY SERVICES RENDERED REPORT

BRIDGE Calhoun Street

MONTH October

YEAR 2024

ACTIVITY/SERVICE	WEEK OF 12-Oct	WEEK OF 19-Oct	WEEK OF 26-Oct	WEEK OF 31-Oct	TOTAL
Hours Worked	387	288	276	180	1131
Patrols	142	104	98	74	418
Overweight Crossings	0	1	1	0	2
Overweights Refused	67	38	29	134	268
Pass Through	2	0	5	2	9
Disabled Vehicles	0	1	0	0	1
Accidents	1	0	1	0	2
Police Requests	0	0	2	0	2
Fire Dept. Requests	0	0	0	0	0
EMS / First Aid Requests	0	0	0	0	0
Traffic Control	8	7	5	2	22
Jumpers / Code 100	0	0	0	0	0
Public Interactions	65	38	75	19	197
Bicycle Warnings	13	3	11	2	29
Other	0	0	0	0	0

NOTES:

DELAWARE RIVER JOINT TOLL BRIDGE COMMISSION

MONTHLY ACTIVITY SERVICES RENDERED REPORT

BRIDGE Lower Trenton

MONTH October

YEAR 2024

ACTIVITY/SERVICE	WEEK OF 12-Oct	WEEK OF 19-Oct	WEEK OF 26-Oct	WEEK OF 31-Oct	TOTAL
Hours Worked	0	0	0	0	0
Patrols	0	0	0	0	0
Overweight Crossings	0	0	0	0	0
Overweights Refused	0	0	0	0	0
Pass Through	0	0	0	0	0
Disabled Vehicles	0	0	0	0	0
Accidents	0	0	0	0	0
Police Requests	0	0	0	0	0
Fire Dept. Requests	0	0	0	0	0
EMS / First Aid Requests	0	0	0	0	0
Traffic Control	0	0	0	0	0
Jumpers / Code 100	0	0	0	0	0
Public Interactions	0	0	0	0	0
Bicycle Warnings	0	0	0	0	0
Other	0	0	0	0	0

NOTES:

DELAWARE RIVER JOINT TOLL BRIDGE COMMISSION

MONTHLY ACTIVITY SERVICES RENDERED REPORT

BRIDGE Lumberville - Raven Rock

MONTH October

YEAR 2024

ACTIVITY/SERVICE	WEEK OF 12-Oct	WEEK OF 19-Oct	WEEK OF 26-Oct	WEEK OF 31-Oct	TOTAL
Hours Worked	12	12	10	11	45
Patrols	0	0	0	0	0
Overweight Crossings	0	0	0	0	0
Overweights Refused	0	0	0	0	0
Pass Through	0	0	0	0	0
Disabled Vehicles	0	0	0	0	0
Accidents	0	0	0	0	0
Police Requests	0	0	0	0	0
Fire Dept. Requests	0	0	0	0	0
EMS / First Aid Requests	0	0	0	0	0
Traffic Control	0	0	0	0	0
Jumpers / Code 100	0	0	0	0	0
Public Interactions	0	0	0	0	0
Bicycle Warnings	0	0	0	0	0
Other	0	0	0	0	0

NOTES:

DELAWARE RIVER JOINT TOLL BRIDGE COMMISSION

MONTHLY ACTIVITY SERVICES RENDERED REPORT

BRIDGE Riverton-Belvidere

MONTH October

YEAR 2024

ACTIVITY/SERVICE	WEEK OF 5-Oct	WEEK OF 12-Oct	WEEK OF 19-Oct	WEEK OF 26-Oct	TOTAL
Hours Worked	168	168	168	168	672
Patrols	72	75	75	68	290
Overweight Crossings	1	0	0	2	3
Overweights Refused	45	42	38	42	167
Pass Through	3	3	1	3	10
Disabled Vehicles	0	0	0	0	0
Accidents	2	0	0	0	2
Police Requests	6	12	9	13	40
Fire Dept. Requests	0	0	0	0	0
EMS / First Aid Requests	2	0	0	0	2
Traffic Control	12	14	10	15	51
Jumpers / Code 100	0	0	0	0	0
Public Interactions	59	48	44	65	216
Bicycle Warnings	4	2	5	2	13
Other	8	10	8	10	36

NOTES:

DELAWARE RIVER JOINT TOLL BRIDGE COMMISSION

MONTHLY ACTIVITY SERVICES RENDERED REPORT

BRIDGE Northampton Street

MONTH October

YEAR 2024

ACTIVITY/SERVICE	WEEK OF 5-Oct	WEEK OF 12-Oct	WEEK OF 19-Oct	WEEK OF 26-Oct	TOTAL
Hours Worked	340	336	336	336	1348
Patrols	159	170	164	157	650
Overweight Crossings	1	2	3	1	7
Overweights Refused	215	221	228	235	899
Pass Through	3	4	1	4	12
Disabled Vehicles	0	0	0	0	0
Accidents	0	0	0	0	0
Police Requests	1	0	4	1	6
Fire Dept. Requests	0	0	0	0	0
EMS / First Aid Requests	0	0	0	0	0
Traffic Control	61	49	55	69	234
Jumpers / Code 100	0	0	0	0	0
Public Interactions	170	156	177	111	614
Bicycle Warnings	17	24	19	24	84
Other	27	22	26	24	99

NOTES:

DELAWARE RIVER JOINT TOLL BRIDGE COMMISSION

MONTHLY ACTIVITY SERVICES RENDERED REPORT

BRIDGE Reigelsville

MONTH October

YEAR 2024

ACTIVITY/SERVICE	WEEK OF 5-Oct	WEEK OF 12-Oct	WEEK OF 19-Oct	WEEK OF 26-Oct	TOTAL
Hours Worked	336	336	336	336	1344
Patrols	158	139	149	140	586
Overweight Crossings	0	0	0	0	0
Overweights Refused	65	78	59	60	262
Pass Through	8	3	3	4	18
Disabled Vehicles	0	0	0	0	0
Accidents	0	0	0	0	0
Police Requests	0	0	0	0	0
Fire Dept. Requests	0	0	0	0	0
EMS / First Aid Requests	0	0	0	0	0
Traffic Control	0	0	0	3	3
Jumpers / Code 100	0	0	0	0	0
Public Interactions	60	68	53	66	247
Bicycle Warnings	4	0	0	0	4
Other	34	30	32	33	129

NOTES:

DELAWARE RIVER JOINT TOLL BRIDGE COMMISSION

MONTHLY ACTIVITY SERVICES RENDERED REPORT

BRIDGE Upper Black Eddy-Milford

MONTH October

YEAR 2024

ACTIVITY/SERVICE	WEEK OF 5-Oct	WEEK OF 12-Oct	WEEK OF 19-Oct	WEEK OF 26-Oct	TOTAL
Hours Worked	48	60	60	40	208
Patrols	24	28	30	19	101
Overweight Crossings	0	0	0	0	0
Overweights Refused	0	0	0	0	0
Pass Through	0	0	0	0	0
Disabled Vehicles	0	0	0	0	0
Accidents	0	0	0	0	0
Police Requests	0	0	0	0	0
Fire Dept. Requests	0	0	0	0	0
EMS / First Aid Requests	0	0	0	0	0
Traffic Control	0	0	0	0	0
Jumpers / Code 100	0	0	0	0	0
Public Interactions	15	16	31	18	80
Bicycle Warnings	1	4	0	8	13
Other	5	7	8	5	25

NOTES:

DELAWARE RIVER JOINT TOLL BRIDGE COMMISSION

MONTHLY ACTIVITY SERVICES RENDERED REPORT

BRIDGE Uhlerstown-Frenchtown

MONTH October

YEAR 2024

ACTIVITY/SERVICE	WEEK OF 5-Oct	WEEK OF 12-Oct	WEEK OF 19-Oct	WEEK OF 26-Oct	TOTAL
Hours Worked	128	138	83	140	489
Patrols	55	66	30	51	202
Overweight Crossings	0	1	1	0	2
Overweights Refused	42	69	39	50	200
Pass Through	13	10	4	2	29
Disabled Vehicles	0	0	0	0	0
Accidents	0	0	0	1	1
Police Requests	0	1	0	1	2
Fire Dept. Requests	0	0	0	0	0
EMS / First Aid Requests	0	0	0	0	0
Traffic Control	7	7	2	2	18
Jumpers / Code 100	0	0	0	0	0
Public Interactions	24	41	12	16	93
Bicycle Warnings	0	4	20	0	24
Other	8	12	3	8	31

NOTES:

DELAWARE RIVER JOINT TOLL BRIDGE COMMISSION

MONTHLY ACTIVITY SERVICES RENDERED REPORT

BRIDGE Portland-Columbia Pedestrian Bridge

MONTH October

YEAR 2024

ACTIVITY/SERVICE	WEEK OF 5-Oct	WEEK OF 12-Oct	WEEK OF 19-Oct	WEEK OF 26-Oct	TOTAL
Hours Worked	0	0	0	0	0
Patrols	11	12	13	11	47
Overweight Crossings	0	0	0	0	0
Overweights Refused	0	0	0	0	0
Pass Through	0	0	0	0	0
Disabled Vehicles	0	0	0	0	0
Accidents	0	0	0	0	0
Police Requests	0	0	0	0	0
Fire Dept. Requests	0	0	0	0	0
EMS / First Aid Requests	0	0	0	0	0
Traffic Control	0	0	0	0	0
Jumpers / Code 100	0	0	0	0	0
Public Interactions	0	0	0	0	0
Bicycle Warnings	0	0	0	0	0
Other	0	0	0	0	0

NOTES:

Electronic Security Surveillance System Maintenance Technician Report

Work Order	Description	Date Created	Opened By	Date closed	Work Completed and Closed By	Not closed explanation
27695	Camera CS13 offline	1/29/2024	DSTITES			Broken fiber
29107	Fire alarm went off at LH and CC never received it	4/23/2024	KCLARK	10/25/2024	BWILSON	
30176	PSP Liasion is unable to log into Genetec at this time	6/18/2024	KCLARK	9/24/2024		
30178	EP12 & 13 are black screen and saying no video	6/18/2024	CREYES	10/25/2024	BWILSON	
30487	No analytics on TM22	7/5/2024	SMITSTIFER	8/24/2024		user error
31059	SF11,SF15,SF16,SF59 all red in nav tree	7/31/2024	MPISCIOOTTO	9/26/2024	BWILSON	
31124	Cameras SF5,16,35 are offline in genetec	8/4/2024	KCLARK			waiting on material
31125	SF23 at the BM desk is showing connecting to archive but never connects	8/4/2024	CREYES	10/21/2024	SCORDREY	
31263	SF Admin AlPhone/intercom not working at visitors center entrance	8/9/2024	NKNECHEL			
31368	Key Lock not working NHL 3rd floor air handler room door	8/15/2024	MSKREBEL	10/21/2024	SCORDREY	
31880	DWG Intercom 104 intermittently going offline	9/11/2024	HZINK	10/18/2024		Secuni
32013	DG11 picture color is off	9/18/2024	HZINK	10/25/2024	BWILSON	
32040	NHL01 is offline and red in the tree	9/19/2024	CREYES	10/21/2024	SCORDREY	
32067	Camera CS12 out of focus	9/19/2024	DSTITES			waiting on material
32166	CBS Traffic light remote not working	9/25/2024	MLEARY	9/30/2024	SCORDREY	
32167	NHL03,NHL17 are offline and red in nav tree	9/26/2024	JMONTGOMERY	9/27/2024	SCORDREY	Cameras removed for bridge repair
32259	CC NHL Badge printer only priding on one side	9/30/2024	NKNECHEL	10/1/2024		
32301	DWG09,13 & 15 offline and red in nav tree	10/2/2024	SMITSTIFER	10/3/2024	BWILSON	
32360	CS07 bright white image	10/6/2024	KRAIKE	10/7/2024	#NAME?	
32396	During playback of video will stop and the buffer NHL	10/7/2024	KCLARK	10/25/2024	BWILSON	
32436	SFA148A-Rex sensor hanging and getting caught in door	10/9/2024	KRAIKE	10/25/2024	BWILSON	
32462	Cameras TM20, and TM25 have distortion along bottom half of screen	10/10/2024	JMONTGOMERY	10/25/2024	BWILSON	
32463	2 Cameras offline and red in nav tree I78	10/11/2024	SMITSTIFER	10/16/2024	HZINK	
32498	NH toll OIC reports playback not available on cameras	10/11/2024	DSTITES	10/25/2024	BWILSON	
32499	No phones at ROIC	10/12/2024	ALEON			
32500	CBS14 obstructed view	10/14/2024	MLEARY	10/23/2024	SCORDREY	
32503	Camera 7801 showing red in nav tree	10/15/2024	MTAMPIER	10/23/2024	HZINK	
32533	EPO6B offline and red in the tree	10/16/2024	HZINK	10/16/2024	HZINK,DUNANGST	
32540	NHST13 image is grainy	10/16/2024	HZINK	10/25/2024	BWILSON	
32542	TM11,12,20,21,26 offline and red in nav tree locally and at CC	10/16/2024	SMITSTIFER	10/21/2024	SCORDREY	
32544	Supervisor Genetec unable to open Employee Pic folder	10/16/2024	MSKREBEL	10/25/2024	BWILSON	
325451	78W08 offline and red in tree	10/16/2024	HZINK	10/16/2024	HZINK,DUNANGST	
32607	EP19 red in nav tree	10/18/2024	DUNANGST	10/18/2024	DUNANGST	
32616	LT Hi-temp alarm	10/19/2024	KRAIKE			
32639	Intercom phone at employees's entrance not working	10/21/2024	DSTITES			
32680	Cameras 12 and rf01 dirty	10/23/2024	DUNANGST	10/23/2024	DUNANGST	
32681	SFA211 white image	10/23/2024	NKNECHEL	10/23/2024	Secuni	

DELAWARE RIVER JOINT TOLL BRIDGE COMMISSION

Meeting of November 20, 2024

Operations Report Index

Maintenance / Fleet Operations

SUBJECT	DESCRIPTION	PAGE NUMBER
Maintenance and Fleet	Status report Month of October 2024	1

DELAWARE RIVER JOINT TOLL BRIDGE COMMISSION
Meeting of November 20, 2024

MAINTENANCE / FLEET OPERATIONS OCTOBER 2024

- Senior Director attended meetings to discuss C-757A -GEC - 2024 Annual Inspections - Draft Maintenance Report Review- Toll Supported Bridges Southern, Central and North Regions.
- Senior Director participated in Maintenance operations meeting to discuss issues related to Maintenance, Toll, HR and PSBS department.
- Senior Director participated in Teams in T-519A - Southern Operations and Maintenance Facilities Improvements (Bi-Weekly Progress Mtg.)
- Senior Director participated in meeting to discuss Calhoun St. toll supported bridge height restriction bar installation.
- Senior Director attended Teams progress meeting to discuss Automated License Plate Recognition (ALPR) Installation for New Jersey State Police.
- Senior Director attended meeting with Coleman Consulting leadership team demonstration of Blue Roster Software held at Scudder Falls training room.
- Senior Director attended meeting to discuss transition to AET-in-place conversion for TM, I-78, EP and DWG held at Scudder Falls administration building.
- Senior Director reviewed and approved Garda invoices and miscellaneous charges for the month of October 2024.
- Senior Director reviewed and approved invoices from J. Fletcher Creamer for Guide Rail repairs at various locations.
- Senior Director reviewed Use of Facilities requests for October 2024 and forwarded Certificates of Insurance for review and approval.
- Senior Director prepared monthly maintenance and fleet report for the October 2024 staff agenda meeting.
- Senior Director prepared and forwarded report of Use of Commission Facilities for the month of October 2024.

Maintenance Operations

- Director of Maintenance reviewed, and approved P Card purchases for the month of October from Regional Maintenance Supervisors.

DELAWARE RIVER JOINT TOLL BRIDGE COMMISSION
Meeting of November 20, 2024

- Director of Maintenance provided Senior Director with monthly reports of activities completed for the month of October from Regional Maintenance Supervisors.
- TM/SRMC/SF assisted with traffic control and security at Washington Crossing toll supported bridge for Vice President event.
- TM/ SRMC/SF maintenance crews removed dead trees and debris from New Jersey property.
- TM/SRMC/SF maintenance crews replaced old foot walk planks with new planks on Canal bridge.
- TM/SRMC/SF maintenance crews cleaned streets and roadways by using street sweeper to remove debris, dust, leaves, and waste from surface of the road.
- TM/SRMC/SF maintenance crews performed yearly basin grass cutting at Scudder Falls bridge.
- TM/SRMC/SF maintenance crews put a new filter screen in the pump under the chiller tower and greased pump.
- TM/SRMC/SF maintenance crews performed seasonal winterization of sprinkler system at Scudder Falls.
- New Hope Maintenance crews moved conduit and electric for new gantry at Washington's Crossing toll supported bridge.
- New Hope Maintenance crews installed conduit to power electric for New Jersey State license plate readers.
- New Hope Maintenance crews assisted SF maintenance with tree and debris removal from Scudder Falls toll bridge.
- New Hope Maintenance crews repaired boiler room leak at New Hope administration building.
- New Hope maintenance crews assisted with traffic control and security at Washington Crossing toll supported bridge for Vice President event.
- I-78 Maintenance crews installed new water filters in all water coolers and ice machines.

DELAWARE RIVER JOINT TOLL BRIDGE COMMISSION
Meeting of November 20, 2024

- I-78 maintenance crews cleaned drainage swales and patched concrete spalls under the main river bridges.
- I-78 maintenance crews replaced broken conduit under east bound main river bridge.
- I-78 maintenance crews prepared new EZ pass customer service center room for occupation.
- I-78 maintenance crews degreased toll lanes and painted yellow curb lines at I-78 administration parking lot area.
- Easton Phillipsburg maintenance crews installed new fencing at Riverton-Belvidere toll supported bridge.
- Easton Phillipsburg maintenance crews painted new skip lines and pavement markings at Riverton-Belvidere and Frenchtown toll supported bridges.
- Easton Phillipsburg maintenance crews cleaned scuppers and crack sealed potholes on Route 22 highway and bridge.
- Easton Phillipsburg maintenance crews completed landscaping project by removing mulch replacing it with stone and new shrubs at Northampton St. toll supported bridge.
- Easton Phillipsburg maintenance crews assisted Phillipsburg police department with traffic control during annual Halloween parade.
- Portland-Columbia Maintenance crews cleaned and inspected all outfalls on Commission property.
- Portland-Columbia maintenance crews replaced roof over entrance doors on maintenance storage buildings.
- Portland-Columbia maintenance crews sealed cracks on New Jersey side of Portland-Columbia pedestrian bridge.
- Portland- Columbia maintenance crews installed new light pole and repaired broken conduit for light pole on ramp A.
- Delaware Water Gap Maintenance crews cleaned scuppers and inspected nineteen drains on Bridge Commission property.

DELAWARE RIVER JOINT TOLL BRIDGE COMMISSION
Meeting of November 20, 2024

- Delaware Water Gap Maintenance crews prepared room for new EZ pass customer service center.
- Delaware Water Gap maintenance crews completed double left lane closure to repair electrical short on streetlight.
- Delaware Water Gap maintenance crews prepared vehicles and equipment for upcoming winter season.
- Delaware Water Gap maintenance crews assisted New Jersey State Police with final hookup for license plate reader system.
- Milford-Montague maintenance crews inspected and cleaned inlets and outlets on Bridge Commission property.
- Milford-Montague maintenance crews dug out and replaced rip rock in Pennsylvania drainage swale near fire hydrant.
- Milford-Montague maintenance crews constructed electrical box cover for New Jersey Route 206 electrical system.
- Milford-Montague maintenance crews resealed joints in sidewalks and around exterior of administration building facility
- Milford-Montague maintenance crews degreased lanes and ran street sweeper on facility roadways.

Fleet Department

Highlights

- Auction of four items scheduled on November 14, 2024.
- Mack hook truck delivered to Southern Region.
- Two cone vehicles for DWG and PC delivered.
- Two interceptor patrol vehicles delivered to SF and I-78.
- Two F250 [pickup trucks scheduled for delivery in November.
- Versalift bucket truck delivered on November 1, 2024.

Repairs

- NHL- Mack Plow piston repair.

DELAWARE RIVER JOINT TOLL BRIDGE COMMISSION
Meeting of November 20, 2024

- NHL- Replacement.
- MM- John Deere 320 Backhoe repair complete- in house.

Miscellaneous Items

- Recalls received and forwarded to RMS to schedule and complete.
- Registration renewals submitted as needed.
- Added new vehicles/ equipment to Fleet insurance as needed.

Southern Region**LeVar Talley, Director of Maintenance****Richard Taitt Deputy Director of Maintenance****Larry Dubin, Regional Maintenance Supervisor, Trenton-Morrisville****Charles Slack, Regional Maintenance Supervisor, New Hope-Lambertville****Trenton-Morriville Toll Bridge**

Task	JAN	FEB	MAR	APR	MAY	JUN	JUL	AUG	SEP	OCT	NOV	DEC	Total Man-hours
Bridge Maintenance	48	72	208	144	160	280	168	128	336	240			1,784
Bldg./Facilities Maintenance	2,432	2,344	2,224	2,480	2,416	2,432	3,536	2,480	2,664	3,192			26,200
Grounds Maintenance	224	336	520	856	1,008	752	1,232	1,224	968	1,000			8,120
Road Maintenance	296	296	336	320	360	16	248	208	136	88			2,304
Snow/Ice Maintenance	608	464	0	0	0	0	0	0	0	0			1,072
Vehicle Maintenance	296	288	296	280	312	272	400	320	376	368			3,208
Miscellaneous	104	208	88	72	80	104	248	120	168	120			1,312
Total Man-hours	4,008	4,008	3,672	4,152	4,336	3,856	5,832	4,480	4,648	5,008	0	0	44,000

New Hope-Lambertville Toll Bridge

Task	JAN	FEB	MAR	APR	MAY	JUN	JUL	AUG	SEP	OCT	NOV	DEC	Total Man-hours
Bridge Maintenance	240	260	824	568	136	472	592	312	320	200			3,924
Bldg./Facilities Maintenance	648	424	624	600	696	512	708	488	464	604			5,768
Grounds Maintenance	56	216	144	552	838	440	736	664	288	560			4,494
Road Maintenance	24	96	104	40	80	24	256	128	48	24			824
Snow/Ice Maintenance	688	344	0	48	0	0	0	40	96	272			1,488
Vehicle Maintenance	168	112	96	160	160	108	208	168	136	128			1,444
Miscellaneous	216	312	192	128	144	184	352	296	472	344			2,640
Total Man-hours	2,040	1,764	1,984	2,096	2,054	1,740	2,852	2,096	1,824	2,132	0	0	20,582

Central Region**LeVar Talley, Director of Maintenance****Richard Taitt Deputy Director of Maintenance****Robert Varju, Regional Maintenance Supervisor, I-78****Nat Amato, Regional Maintenance Supervisor, Easton-Phillipsburg****Easton-Phillipsburg Toll Bridge**

Task	JAN	FEB	MAR	APR	MAY	JUN	JUL	AUG	SEP	OCT	NOV	DEC	Total Man-hours
Bridge Maintenance	240	288	1,104	1,088	704	904	488	176	840	688			6,520
Bldg./Facilities Maintenance	784	720	584	568	520	408	960	608	512	480			6,144
Grounds Maintenance	304	232	504	720	952	704	1,200	792	728	704			6,840
Road Maintenance	304	256	168	160	96	80	168	344	168	320			2,064
Snow/Ice Maintenance	864	376	0	0	0	0	0	0	16	136			1,392
Vehicle Maintenance	192	248	264	280	224	184	312	160	200	168			2,232
Miscellaneous	0	0	0	0	0	16	112	88	40	128			384
Total Man-hours	2,688	2,120	2,624	2,816	2,496	2,296	3,240	2,168	2,504	2,624	0	0	25,576

I-78 Toll Bridge

Task	JAN	FEB	MAR	APR	MAY	JUN	JUL	AUG	SEP	OCT	NOV	DEC	Total Man-hours
Bridge Maintenance	0	0	32	56	0	96	176	8	24	64			456
Bldg./Facilities Maintenance	828	1,040	1048	952	912	784	1,408	844	1,000	1,096			9,912
Grounds Maintenance	96	184	496	632	848	856	936	776	728	400			5,952
Road Maintenance	400	184	232	104	48	8	40	48	0	88			1,152
Snow/Ice Maintenance	516	184	32	0	0	0	0	0	0	0			732
Vehicle Maintenance	280	232	144	160	184	8	120	128	168	256			1,680
Miscellaneous	24	8	16	16	16	56	224	160	48	288			856
Total Man-hours	2,144	1,832	2000	1,920	2,008	1,808	2,904	1,964	1,968	2,192	0	0	20,740

Northern Region

LeVar Talley, Director of Maintenance

Richard Taitt Deputy Director of Maintenance

James Gower, Regional Maintenance Supervisor

Matt Meeker, Regional Maintenance Supervisor - Milford-Montague

Portland-Columbia Toll Bridge

Task	JAN	FEB	MAR	APR	MAY	JUN	JUL	AUG	SEP	OCT	NOV	DEC	Total Man-hours
Bridge Maintenance	54	12	28	0	40	110	132	0	46	10			432
Bldg./Facilities Maintenance	612	558	530	500	448	442	604	440	380	384			4,898
Grounds Maintenance	80	132	168	356	574	390	534	434	321	126			3,115
Road Maintenance	52	24	192	96	56	76	72	48	116	166			898
Snow/Ice Maintenance	196	172	0	32	0	0	0	0	0	0			400
Vehicle Maintenance	108	198	140	200	146	88	228	108	129	42			1,387
Miscellaneous	30	40	58	36	44	58	12	16	78	80			452
Total Man-hours	1,132	1,136	1,116	1,220	1,308	1,164	1,582	1,046	1,070	808	0	0	11,582

Delaware Water Gap Toll Bridge

Task	JAN	FEB	MAR	APR	MAY	JUN	JUL	AUG	SEP	OCT	NOV	DEC	Total Man-hours
Bridge Maintenance	48	8	8	8	32	0	64	48	40	176			432
Bldg./Facilities Maintenance	688	812	684	932	964	544	1,036	772	772	784			7,988
Grounds Maintenance	220	200	352	412	528	408	758	472	432	296			4,078
Road Maintenance	72	104	188	128	144	270	184	136	252	112			1,590
Snow/Ice Maintenance	352	200	24	32	0	16	0	0	0	56			680
Vehicle Maintenance	244	216	264	264	256	136	432	232	164	136			2,344
Miscellaneous	52	24	32	135	68	48	224	128	132	410			1,253
Total Man-hours	1,676	1564	1,552	1,911	1,992	1,422	2,698	1,788	1,792	1,970	0	0	18,365

Milford-Montague Toll Bridge

Task	JAN	FEB	MAR	APR	MAY	JUN	JUL	AUG	SEP	OCT	NOV	DEC	Total Man-hours
Bridge Maintenance	0	0	0	0	0	0	32	0	48	0			80
Bldg./Facilities Maintenance	572	480	556	488	584	464	778	556	580	526			5,584
Grounds Maintenance	0	8	64	168	164	144	382	322	176	226			1,654
Road Maintenance	0	0	32	16	0	24	112	106	94	142			526
Snow/Ice Maintenance	82	57	0	0	0	0	16	16	0	0			171
Vehicle Maintenance	188	224	208	240	148	136	238	176	136	152			1,846
Miscellaneous	24	24	32	48	32	40	28	8	12	120			368
Total Man-hours	866	793	892	960	928	808	1,586	1,184	1,046	1,166	0	0	10,229

DELAWARE RIVER JOINT TOLL BRIDGE COMMISSION

Meeting of November 2024

USE OF FACILITIES REQUEST REPORT

MONTH OF OCTOBER 2024

SUBJECT	DESCRIPTION	PAGE NUMBER
Use of Facilities	Use of Facilities Request-Month of October 2024	1

DELAWARE RIVER JOINT TOLL BRIDGE COMMISSION

Meeting of November 2024

PROPERTY REPORT

Use of Commission Facilities

Facility	Organization	Date/Time	Description of Use
New Hope Toll Bridge	Henkles & McCoy, Inc. / HLH Aviation	October 7, 2024, through December 31, 2024	Truck parking and refueling a Helicopter on PSE &G transmission line.
Uhlerstown Frenchtown Toll Supported Bridge.	Central Bucks Bicycle Club - Covered Bridge Ride	October 13, 2024	Covered bridges ride. Riders walk across sidewalk.