

# State of New Jersey

2012-13

21-3105-040

MCVS ARTHUR R. SYPEK CENTER

129 BULL RUN ROAD

PENNINGTON, NEW JERSEY 08534-1303

## DEMOGRAPHIC INFORMATION

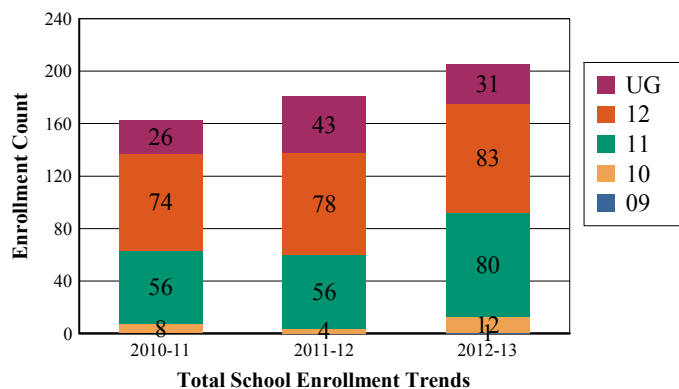
MERCER

MERCER COUNTY VOCATIONAL

GRADE SPAN 09-12

### Enrollment by Grade, in Full Time Equivalent

This graph presents the count of students who were 'on roll' by grade in October of each school year.

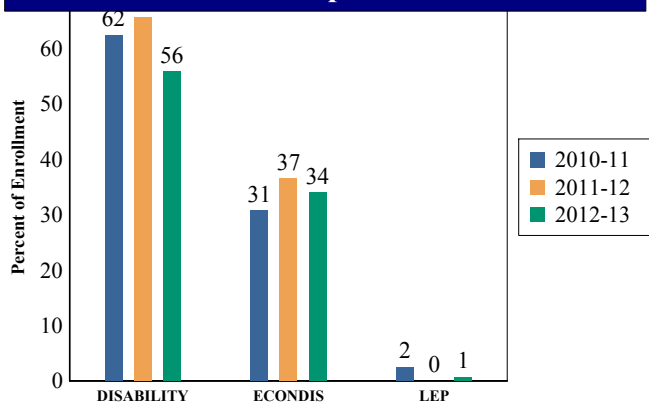


Note: "UG" represents the count of students who are 'on roll' in this school but who are educated in ungraded classrooms, meaning that the classrooms may contain students from multiple grade levels.

### Total School Enrollment in Full Time Equivalent

2011-12	181
2012-13	206

### Enrollment Trends by Program Participation



### Current Year Enrollment by Program Participation

2012-2013	Count of Students	Percentage of Enrollment
Students with Disability	115	56%
Economically Disadvantaged Students	70	34%
Limited English Proficient Students	2	1%

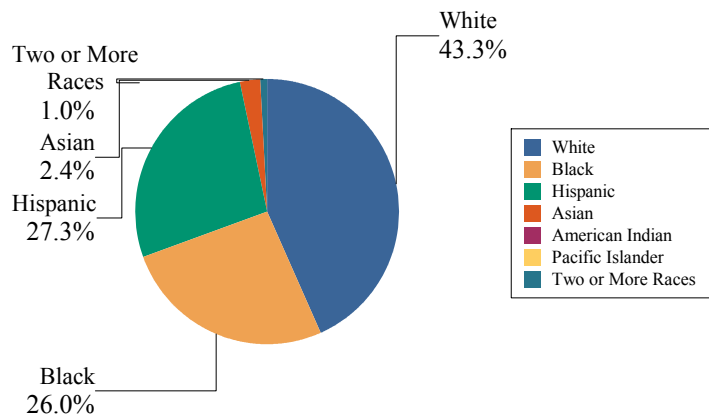
### Language Diversity

This table presents the percentage of students who primarily speak each language in their home.

2012-13	Percent
English	85.1%
Spanish	11.0%
Creoles and pidgins, English l	0.7%
Haitian Creole	0.7%
Polish	0.7%
Hindi	0.5%
Other	1.4%

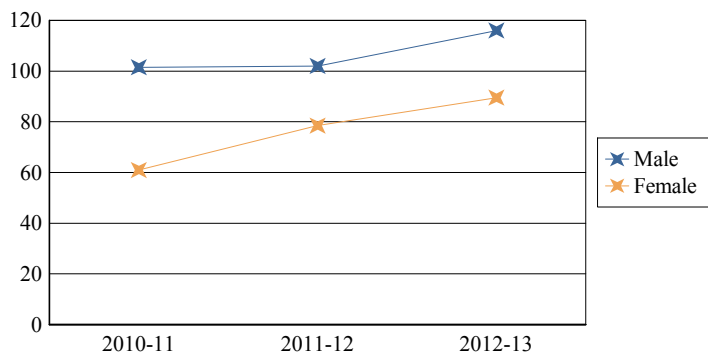
### Enrollment by Ethnic/Racial Subgroup

This graph presents the percentages of enrollment for each subgroup defined by the No Child Left Behind Act of 2001



### Enrollment by Gender

This graph presents the count of students by gender who were 'on roll' (FTE) in October of each school year.



	Male	Female
2010-11	102	61
2011-12	102	79
2012-13	116	90



# State of New Jersey

2012-13

21-3105-040

MCVS ARTHUR R. SYPEK CENTER

129 BULL RUN ROAD

PENNINGTON, NEW JERSEY 08534-1303

## SCHOOL CLIMATE

MERCER

MERCER COUNTY VOCATIONAL

GRADE SPAN 09-12

### Length of School Day

This table presents the amount of time a school is in session for a typical student on a normal school day.

	School
2012-13	7 Hrs. 0 Mins.

### Student Suspension Rate

This table presents the percentage of students who were suspended one or more times during the school year.

	School
2012-13	9.7%

### Instructional Time

This table presents the amount of time that a typical student is engaged in instructional activities under the supervision of a certified teacher.

2012-13	School
Full Time	5 Hrs. 30 Mins.
Shared Time	2 Hrs. 45 Mins.

### Student Expulsions

This table presents the number of students who were expelled from the school and district during the school year.

	School
2012-13	0

### Student to Staff Ratio

This table presents the count of students per faculty member or administrator in the school. All staff are counted in full-time equivalents.

2012-13	School
Faculty	10
Administrators	206



# State of New Jersey

2012-13

21-3105-030

MCVS ASSUNPINK CENTER

1085 OLD TRENTON ROAD

TRENTON, NEW JERSEY 08690-1229

## DEMOGRAPHIC INFORMATION

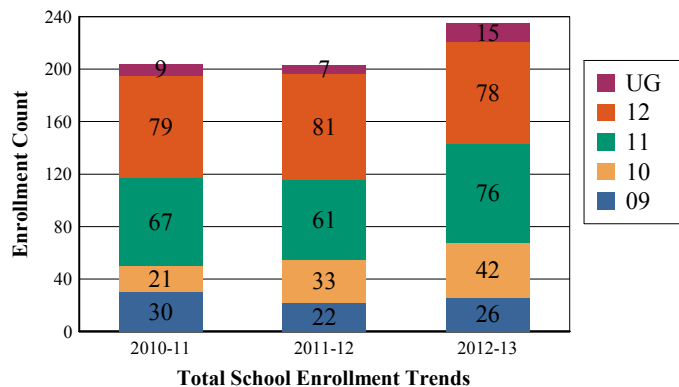
MERCER

MERCER COUNTY VOCATIONAL

GRADE SPAN 09-12

### Enrollment by Grade, in Full Time Equivalent

This graph presents the count of students who were 'on roll' by grade in October of each school year.

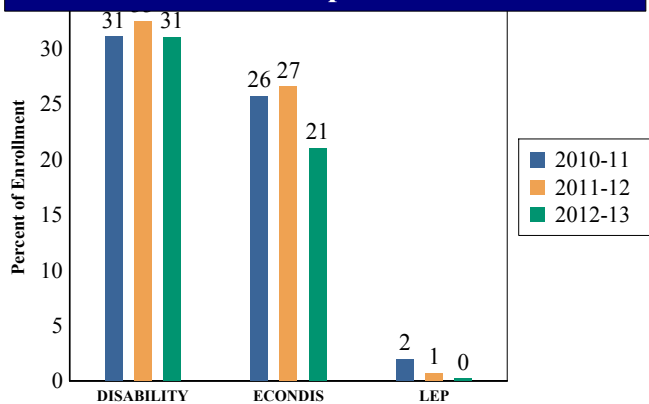


Note: "UG" represents the count of students who are 'on roll' in this school but who are educated in ungraded classrooms, meaning that the classrooms may contain students from multiple grade levels.

### Total School Enrollment in Full Time Equivalent

2011-12	203
2012-13	235

### Enrollment Trends by Program Participation



### Current Year Enrollment by Program Participation

2012-2013	Count of Students	Percentage of Enrollment
Students with Disability	73	31%
Economically Disadvantaged Students	50	21%
Limited English Proficient Students	1	0%

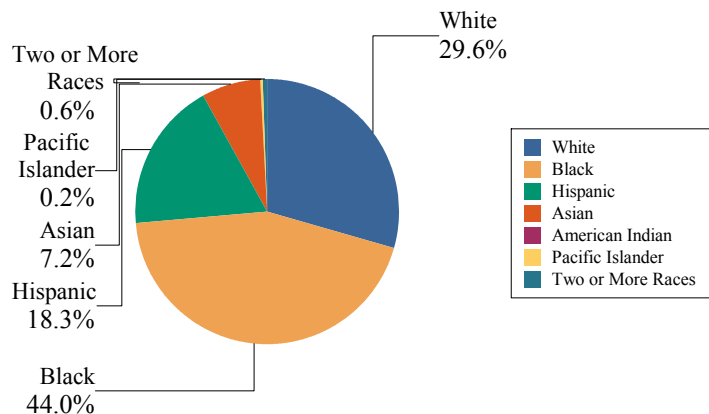
### Language Diversity

This table presents the percentage of students who primarily speak each language in their home.

2012-13	Percent
English	90.0%
Spanish	7.6%
Haitian Creole	0.9%
Polish	0.9%
Creoles and pidgins, French-l	0.3%
Yoruba	0.3%

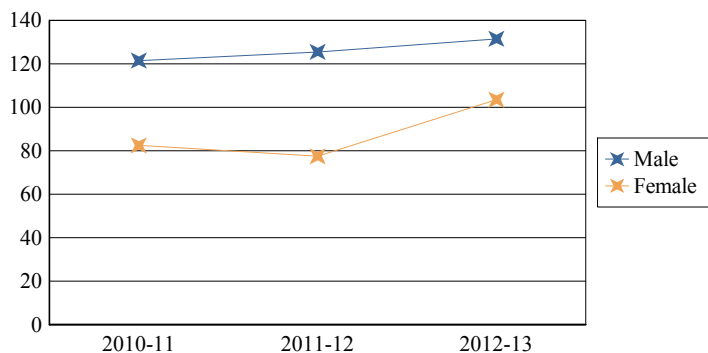
### Enrollment by Ethnic/Racial Subgroup

This graph presents the percentages of enrollment for each subgroup defined by the No Child Left Behind Act of 2001



### Enrollment by Gender

This graph presents the count of students by gender who were 'on roll' (FTE) in October of each school year.



	Male	Female
2010-11	122	83
2011-12	126	78
2012-13	132	104



# State of New Jersey

2012-13

21-3105-030

MCVS ASSUNPINK CENTER

1085 OLD TRENTON ROAD

TRENTON, NEW JERSEY 08690-1229

## SCHOOL CLIMATE

MERCER

MERCER COUNTY VOCATIONAL

GRADE SPAN 09-12

### Length of School Day

This table presents the amount of time a school is in session for a typical student on a normal school day.

	School
2012-13	7 Hrs. 0 Mins.

### Student Suspension Rate

This table presents the percentage of students who were suspended one or more times during the school year.

	School
2012-13	3.0%

### Instructional Time

This table presents the amount of time that a typical student is engaged in instructional activities under the supervision of a certified teacher.

2012-13	School
Full Time	5 Hrs. 30 Mins.
Shared Time	2 Hrs. 45 Mins.

### Student Expulsions

This table presents the number of students who were expelled from the school and district during the school year.

	School
2012-13	0

### Student to Staff Ratio

This table presents the count of students per faculty member or administrator in the school. All staff are counted in full-time equivalents.

2012-13	School
Faculty	17
Administrators	118