


974.901
L 852.1
C.3



**Fifty-Fifth
Annual Report**
of the
Division of Local Government Services
1992

The seal of the State of New Jersey is centered behind the title. It features a shield with a plow and a sheaf of wheat, flanked by a horse and a lion. Above the shield is a crest with a figure holding a staff. Below the shield is a banner with the words "LIBERTY AND PROSPERITY".

**Statements of Financial Condition
of Counties and Municipalities**

December 1993

State of New Jersey
Christine Todd Whitman
Governor

Department of Community Affairs
Jane M. Kenny
Commissioner

STATE OF NEW JERSEY

Christine Todd Whitman, Governor

DEPARTMENT OF COMMUNITY AFFAIRS

Jane M. Kenny, Commissioner

DIVISION OF LOCAL GOVERNMENT SERVICES

Beth Gates, Director

MEMBERS OF THE LOCAL FINANCE BOARD

Beth Gates, Chair
Patricia Migliaccio, Vice Chair
John Paul Doyle
M. Claire French
Charles Guhr
Thomas G. Kenyon
Robert C. Miller
James T. Mullins

Fifty-Fifth Annual Report

**of the
Division of Local Government Services
1992**

**Statements of Financial Condition
of Counties and Municipalities**



*Prepared by
State of New Jersey
Department of Community Affairs*

Division of Local Government Services
Beth Gates, Director

IMPORTANT NOTICE

New Jersey municipalities operating under a State fiscal year, starting in 1991, are designated with a shaded page (like this one). A list of all (37) municipalities who changed in 1991 follows.

<u>MUNICIPALITY</u>	<u>PG #</u>	<u>MUNICIPALITY</u>	<u>PG #</u>	<u>MUNICIPALITY</u>	<u>PG #</u>
Bayonne City	97	Jersey City City	308	Perth Amboy City	462
Bridgeton City	128	Keansburg Boro	309	Plainfield City	471
Camden City	141	Kearny Town	310	Rahway City	484
East Orange City	191	Lawnside Boro	323	Ridgefield Boro	491
Elizabeth City	201	Lodi Boro	340	South Amboy City	533
Ewing Twp.	213	Manchester Twp	355	South Belmar Boro	534
Franklin Twp (Som)	232	Millville City	384	Trenton City	569
Gloucester Twp	249	North Bergen Twp	419	Union City City	571
Guttenberg Town	255	Old Bridge Twp	438	Union Beach Boro	574
Hamilton Twp (Mer)	265	Orange City Twp	442	Vineland City	584
Hillside Twp	290	Passaic City	450	Weehawken Twp	603
Hoboken City	291	Paterson City	452	West New York	611
Irvington Twp	303				

NEW STATE FISCAL YEAR MUNICIPALITIES FOR 1992 (shaded page).

<u>MUNICIPALITY</u>	<u>PG #</u>	<u>MUNICIPALITY</u>	<u>PG #</u>	<u>MUNICIPALITY</u>	<u>PG #</u>
Berlin Twp	109	Dunellen Boro	184	Lyndhurst Twp	349
Cherry Hill Twp	150	Edgewater Boro	196	Piscataway Twp	468
Dover Twp	181	Highlands Boro	286	Woodbridge Twp	630

ALL STATE FISCAL YEAR MUNICIPALITIES BEGINNING BAL IS JULY 1, 1992, ENDING BAL IS JUNE 30, 1993.

For detailed information about fiscal years, the State fiscal year, or transition year budgets, please consult the Forward and Glossary.

TABLE OF CONTENTS

Letter of Transmittal	1
Foreword	2
Composition of Local Finance Board and State Officials	3
Acknowledgment	4
Statewide Totals for 1992 and Types of Local Government Units in New Jersey	5
COUNTY GOVERNMENT FISCAL DATA	
A two page set for each county follows:	6
1. County Government Fiscal Data	
2. Map of the County	
3. Summary Map of County Units	48
4. Summary of 21 County Government Data Sheets	50
MUNICIPAL FISCAL DATA SUMMARIZED BY COUNTIES	
1. Summary of 567 Municipal Government Data Sheets	51
2. Municipal Fiscal Summaries by Counties	52
MUNICIPAL FISCAL DATA	
One page per municipality, arranged alphabetically by name of municipality	73
MUNICIPALITIES OPERATING UNDER SPECIAL STATUTORY FORMS OF GOVERNMENT	
	640
POPULATION DATA	
Table 1: Population Classification of New Jersey Counties and Cities	641
Table 2: Local Units Ranked by Population - 1990 Estimates	642
SUMMARY OF STATEWIDE FINANCES, EXPENDITURES AND REVENUES	
Table 3: Summary of Current Finances of all Municipalities and Counties - 1988-1992	647
Table 4: Summary of Expenditures and Revenues of all County Government - 1988-1992	648
Table 5: Summary of Expenditures and Revenues of all Municipalities - 1988-1992	649
DATA ON DEBT	
Table 6: Statewide Trends in Statutory Net Capital Debt	650
Table 7: Total Gross and Net Debt of Municipalities and Counties by County	651
Table 8: Authority Debt	652
DATA ON LOCAL TAXATION	
Table 9: Trends in Current and Delinquent Local Property Taxes	655
Table 10: Special District Tax Levies in 1992	656
Table 11: State Equalized Property Tax Rates - All Municipalities by County	657
DATA ON MUNICIPALLY OPERATED UTILITIES	
Table 12: Finances of Municipally Operated Utilities	665
SUPPLEMENTARY DATA	
Table 13: County Local Health Services and Vocational School Taxes	674
GRAPH: DEBT TRENDS OF NEW JERSEY MUNICIPALITIES AND COUNTIES	676
STATUTORY FORMS OF LOCAL UNIT GOVERNMENT	677
GLOSSARY	678
TRANSITION YEAR FISCAL DATA	
Summary of 9 Transition Year Municipal Government Data Sheets	684
One page per municipality, arranged alphabetically by name of municipality	685



State of New Jersey

DEPARTMENT OF COMMUNITY AFFAIRS

CHRISTINE TODD WHITMAN
Governor

JANE M. KENNY
Commissioner

TO: The Honorable Christine Todd Whitman
 Governor

 Members of the New Jersey Legislature

FROM: Jane M. Kenny *JK*
 Commissioner

I am pleased to transmit the Fifty-fifth Annual Report of the Division of Local Government Services.

In accordance with New Jersey Statute, the report includes comparative financial statistics of all municipalities and counties in the State. The statistics are tabulated to highlight the cost of government, the cost of principal services, the amount of debt incurred and other pertinent data.

FOREWORD

This report, the Fifty-fifth in a series which has been published consecutively since 1938, closely parallels all preceding annual reports.

New Jersey municipalities operating under a State fiscal year, starting in 1992, are highlighted in this report with a shaded page. For these municipalities, the information contained within the body of this report reflects 1993 (July 1992 - June 1993) budgeted appropriations. Data regarding the Transition year (January 1992 - June 1992) for these municipalities are located in a separate section after the main body of this document. Municipalities who have changed to a State Fiscal Year in 1991 are also shaded and listed on the Important Notice page at the beginning of this report.

Information pertinent to the form of government and the number of members on the governing body is exhibited on each local unit page. Definitional information relative to statutory forms of government appears towards the end of the report. Similarly, a tabulation is provided listing the different types of governmental forms by county units.

As in prior years, care has been taken to preserve the comparability of data and to present, in convenient form, current financial and other statistics of the 588 local units of New Jersey government without diminishing the value of these reports as a historical series. The availability of current statistics of local finance has been of increasingly significant value to federal, state and local government officials, research groups, students of local finance, and investors in municipal and school bond markets.

The financial statistics contained in this report have been assembled from financial statements prepared by the chief financial officer of the local unit. Computer checks applied to this data and our studies conclude that these statements are adequate for reporting purposes.

In addition to the municipal and county financial data, there are a number of special tables comparing revenues and expenditures, debt trends and equalized tax rates over the current decade. Also, tables listing each unit in descending population order and another describing municipally operated utilities are provided.

A glossary providing essential information for the proper use of specific data is presented at the end of the report to assist those who may be unfamiliar with municipal finance and its terminology.

ACKNOWLEDGMENTS

The Fifty-fifth edition of this Annual Report was prepared by the Division's Office of Local Government Research. Grateful acknowledgment is extended to the following staff members: David S. Grimm, who coordinated the Report's preparation, provided overall support and supervised the data compilation; Deborah Rubin, who coded, compiled and verified data and provided her computer expertise; Phyllis Walker, who updated the tables and charts and coded source documents; Sidney Chernin and Jerry Belardino, who coded the mountain of source documents needed for the report. Special thanks to Marc Pfeiffer, Assistant Director, whose knowledge and technical expertise was instrumental throughout this report.

Acknowledgment is also extended to those employees of the Division of Local Government Services for their cooperation in providing ready access to source documents and for rendering technical assistance.

Additionally, a debt of gratitude is owed to the Division of Taxation in the Department of Treasury and to the Office of Business Economics in the Department of Labor for providing us with valuation and population data used in this Report. We are also grateful to the Department of Transportation for allowing us the use of their computers.

General Obligation Bond Ratings for New Jersey municipalities were obtained from: Standard & Poor's Bond Guide, April 1995, Standard & Poor's Corp. N.Y., N.Y., and Moody's Bond Record, May 1995, Moody's Investors Service, N.Y., N.Y.

STATEWIDE TOTALS FOR 1992

Population, 1980 Census	7,364,823
Population, 1990 Census	7,730,188
Land Area (Square Miles)	7,487.32
Net Valuation Taxable-Municipal	386,523,732,088
Net Valuation Taxable-County	509,512,723,398
State Equalized Valuation	497,277,668,538
Tax Levy	10,324,378,979

TYPES OF LOCAL GOVERNMENT UNITS IN NEW JERSEY

COUNTIES (21)

MUNICIPALITIES (567)

COUNTY	BOROUGH	TOWNSHIP	CITY	TOWN	VILLAGE	TOTAL
Atlantic	3	6	13	1	0	23
Bergen	56	9	3	0	2	70
Burlington	6	31	3	0	0	40
Camden	27	8	2	0	0	37
Cape May	7	4	5	0	0	16
Cumberland	1	10	3	0	0	14
Essex	1	19	2	0	0	22
Gloucester	10	13	1	0	0	24
Hudson	1	2	4	5	0	12
Hunterdon	10	14	1	1	0	26
Mercer	4	8	1	0	0	13
Middlesex	12	10	3	0	0	25
Monmouth	35	15	2	0	1	53
Morris	16	20	0	3	0	39
Ocean	19	14	0	0	0	33
Passaic	10	3	3	0	0	16
Salem	3	11	1	0	0	15
Somerset	12	9	0	0	0	21
Sussex	8	15	0	1	0	24
Union	7	8	5	1	0	21
Warren	2	18	0	3	0	23
Total	250	247	52	15	3	567



0100
 Population 1980 194,119
 Population 1990 224,327
 S & P Rating A
 Moody Rating AAA
 Land Area 566.97 Sq. Miles
 Net Valuation Taxable 15,864,304,284
 Net Valuation on Which County Taxes are apportioned: 19,349,781,211

ATLANTIC COUNTY - Class 5 -
 Form of Government:
 County Exec. Plan - (O.C.C.L. - 1972)
 Number of Members on Governing Body - 9

PER CAPITA:
 Gross Debt 459.09
 Net Debt 427.13
 Debt Service 53.40
 Total Tax Levy 374.44
 County Functions: 585.33
 PER CENT:
 Gross Debt .55
 Net Debt .51

EXPENDITURES		EXPENDITURES (cont'd.)		REVENUES REALIZED	
GENERAL GOVERNMENT		EDUCATION (excluding schools)		Property Taxes	83,997,972.00
Governing Body and Public Boards	2,175,923.13	County Superintendent of Schools	204,209.00	Financial Business Tax	
County Clerk	1,254,810.00	Vocational Schools	2,735,794.00	Franchise Tax	
Financial Administration	5,833,123.11	County College	6,730,200.00	Bank Corp. Tax	
Board of Taxation	95,151.00	County Extension Services		Other Miscellaneous Taxes	
Planning, Housing, Development	221,914.91	Libraries		State Aid Revenues	29,791,593.23
Human Resources	4,690,935.50	Other Educational Services	1,912,239.00	Federal Aid Revenues	99,948.59
Elections	743,853.00	STATUTORY EXPENDITURES		State and Local Fiscal Assistance Act Utilized	
General Administration	13,693,336.35	Pensions and F.I.C.A.	5,765,000.00	Institutional Revenues	189,726.07
JUDICIARY		Employee Fringe Benefits	3,139,500.00	Courts	2,402,693.57
Superior Court	4,773,279.45	Other Statutory Expenditures		County Clerk & Register	1,555,763.04
Surrogates Office	210,492.00	Ceta & Other Public Employment Programs		Surrogate	132,241.89
Probation Office	2,205,632.00	COUNTY FUNCTIONS TOTAL	113,637,037.75	Sheriff	323,586.38
County Clerk (Judicial Functions)	606,678.00	CAPITAL IMPROVEMENTS	665,000.00	Other Miscellaneous Revenues	9,455,562.10
		DEBT SERVICE		Other Revenues, Revenue Sharing, Tax Effort	
		Principal Payments	7,419,532.40	TOTAL	127,939,076.86
		Interest Payments	5,007,074.55	Prior Years Surplus Appropriated	5,500,000.00
		DEFERRED CHARGES	240,753.90	REVENUES TOTAL	133,439,076.86
		RESERVE FOR UNCOLLECTED TAXES			
		EXPENDITURES TOTAL	131,304,443.60	CURRENT FINANCES DECEMBER 31,	
				ASSETS	
PUBLIC SAFETY		CAPITAL DEBT AUTHORIZED, DECEMBER 31,		Cash Dec. 31,	24,132,726.45
Prosecutor's Office	5,113,070.00	ISSUED AND UNISSUED	GROSS DEBT	Taxes Receivable	441,933.93
County Police	301,032.40	School		Emergencies and Other Deferred Charges	
Sheriff's Office	4,085,822.00	Self-liquidating		State Aid Receivable	
Civil Defense and Disaster Control	202,515.00	Other	102,986,730	Other Receivable	7,191,159.86
Environmental Inspection and Control	5,950.00	Total	102,986,730	TOTAL	31,755,820.24
Weights and Measures				LIABILITIES RESERVES, AND SURPLUS	
Correctional and Penal	8,529,867.84	ISSUED AND OUTSTANDING		Cash Liabilities	14,662,519.27
Other Public Safety	10,000.00	School		Reserves For Receivables	7,623,093.79
		Self-liquidating		Surplus Dec. 31,	9,670,207.19
		Other	39,959,971.25	TOTAL	31,755,820.24
		Total	39,959,971.25		
PUBLIC WORKS		Equalized Valuation Basis			
Roads and Bldgs, Streets, Drainage	1,979,501.00	for Net Debt Computation	18,697,369,711.00		
State Aid Motor Vehicle Fund		CAPITAL OUTLAY TOTAL			
County Funds	700,961.00				
Other Roads and Bridges		Public Enterprises			
Public Buildings and Grounds	439,452.66	Recreation—Culture			
Other Public Works	5,157,473.00	Public Works			
HEALTH AND WELFARE		Buildings and Grounds			
County Health Department		Library and Education			
Mental Health Activities	3,269,290.43	Conservation			
Tubercular Patient Care		All Other			
County Hospitals, Homes					
County Aid to Hospitals					
Health Clinics					
Mosquito Extermination	27,927.42				
Health Services Except Environmental	10,735,936.00				
County Welfare Board	2,514,177.52				
Child Welfare	1,077,262.00				
Other Welfare Services	509,200.00				
RECREATION AND CONSERVATION					
Parks, Playgrounds, Shade Trees	1,359,937.00				
Land Reclamation and Conservation	22,221.00				
Other Recreational Services	431,541.93				

COUNTY ATLANTIC

COUNTY SEAT Mays Landing

Form of Government: *Board of Chosen Freeholders 9 Members

Number of Constituent Municipalities 23

Population Census 1980 194,119

Population Census 1990 224,327

Land Area - Square Miles 566.97

Net Value on which County Taxes are Apportioned 19,349,781,211

Tax Rate per \$100 .434

Tax Levy 83,997,972

Distribution of Ratables

Class	Line Items	Assessed Valuation	% of Valuation
Vacant Land	38,520	826,101,085	5.25
Residential	83,699	8,063,509,662	51.22
Farm	2,460	86,495,397	.55
Commercial	5,865	6,337,759,300	40.26
Industrial	150	131,364,000	0.83
Apartments	448	297,321,840	1.89
<hr/>			
TOTAL	131,142	15,742,551,284	100.00

Bond Ratings:

Moody's AAA

Standard & Poors A

*County Executive Plan - Optional County Charter Law, 1972



ATLANTIC COUNTY



0222

Population 1980 845,385

Population 1990 825,380

S & P Rating

Moody Rating AAA

Land Area 234.57

Net Valuation Taxable

68,663,401,714

Net Valuation on Which County Taxes

are apportioned:

Sq. Miles 81,014,077,710

BERGEN COUNTY - Class 1 -

Form of Government:

County Exec. Plan - (O.C.C.L. - 1972)

Number of Members on Governing Body - 9

PER CAPITA:

Gross Debt 456.66

Net Debt 355.87

Debt Service 43.65

Total Tax Levy 249.85

County Functions: 475.55

PER CENT:

Gross Debt .47

Net Debt .37

EXPENDITURES		EXPENDITURES (cont'd.)		REVENUES REALIZED	
GENERAL GOVERNMENT		EDUCATION (excluding schools)		Property Taxes	206,219,144.00
Governing Body and Public Boards	1,154,551.00	County Superintendent of Schools	256,517.00	Financial Business Tax	
County Clerk	2,831,419.00	Vocational Schools	15,910,950.00	Franchise Tax	
Financial Administration	2,350,483.00	County College	14,067,270.00	Bank Corp. Tax	
Board of Taxation	455,701.00	County Extension Services		Other Miscellaneous Taxes	
Planning, Housing, Development	1,731,536.00	Libraries		State Aid Revenues	64,659,468.33
Human Resources	12,571,675.00	Other Educational Services	4,930,477.00	Federal Aid Revenues	
Elections	1,193,491.00	STATUTORY EXPENDITURES		State and Local Fiscal Assistance Act Utilized	
General Administration	33,661,356.00	Pensions and F.I.C.A.	13,008,019.41	Institutional Revenues	72,648,510.90
JUDICIARY		Employee Fringe Benefits		Courts	1,665,058.79
Superior Court	5,843,149.00	Other Statutory Expenditures	200,000.00	County Clerk & Register	3,387,164.10
Surrogates Office	683,423.00	Ceta & Other Public Employment Programs		Surrogate	637,061.75
Probation Office	5,317,056.00	COUNTY FUNCTIONS TOTAL	353,178,577.18	Sheriff	1,051,158.92
County Clerk (Judicial Functions)		CAPITAL IMPROVEMENTS	2,100,000.00	Other Miscellaneous Revenues	34,278,630.15
		DEBT SERVICE		Other Revenues, Revenue Sharing, Tax Effort	
		Principal Payments	27,411,000.00	TOTAL	384,546,196.93
		Interest Payments	12,744,245.00	Prior Years Surplus Appropriated	21,000,000.00
		DEFERRED CHARGES		REVENUES TOTAL	605,546,196.93
		RESERVE FOR UNCOLLECTED TAXES		CURRENT FINANCES DECEMBER 31,	
		EXPENDITURES TOTAL	393,333,922.18	ASSETS	
PUBLIC SAFETY		CAPITAL DEBT AUTHORIZED, DECEMBER 31,		Cash Dec. 31,	51,833,350.46
Prosecutor's Office	17,429,935.00	ISSUED AND UNISSUED		Taxes Receivable	
County Police	6,625,737.83	School		Emergencies and Other Deferred Charges	
Sheriff's Office	24,453,759.00	Self-liquidating		State Aid Receivable	
Civil Defense and Disaster Control	1,091,365.00	Other	376,736,382	Other Receivable	2,438,272.21
Environmental Inspection and Control		Total	376,736,382	TOTAL	64,276,622.67
Weights and Measures	215,475.00	ISSUED AND OUTSTANDING		LIABILITIES RESERVES, AND SURPLUS	
Correctional and Penal	136,820.00	School		Cash Liabilities	41,831,153.65
Other Public Safety		Self-liquidating		Reserves For Receivables	2,438,272.21
		Other		Surplus Dec. 31,	20,007,196.81
		Total	253,084,000.00	TOTAL	64,276,622.67
PUBLIC WORKS		Equalized Valuation Basis			
Roads and Bridges, Streets, Drainage	20,000.00	for Net Debt Computation	80,578,199,495.00		
State Aid Motor Vehicle Fund		CAPITAL OUTLAY			
County Funds	1,441,776.00	TOTAL			
Other Roads and Bridges		Public Enterprises			
Public Buildings and Grounds	993,100.00	Recreation—Culture			
Other Public Works	9,261,490.00	Public Works			
HEALTH AND WELFARE		Buildings and Grounds			
County Health Department	519,002.00	Library and Education			
Mental Health Activities	25,119,079.00	Conservation			
Tubercular Patient Care		All Other			
County Hospitals, Homes	104,041,000.00				
County Aid to Hospitals					
Health Clinics					
Mosquito Extermination	925,212.00				
Health Services Except Environmental	15,483,931.89				
County Welfare Board	7,979,096.00				
Child Welfare					
Other Welfare Services	547,345.00				
RECREATION AND CONSERVATION					
Parks, Playgrounds, Shade Trees	7,290,681.00				
Land Reclamation and Conservation	189,750.00				
Other Recreational Services	1,243,999.00				

COUNTY BERGEN

COUNTY SEAT Hackensack City

Form of Government: Board of Chosen Freeholders 9 members

Number of Constituent Municipalities 70

Population Census 1980 845,385

Population Census 1990 825,380

Land Area - Square Miles 234.57

Net Value on which County Taxes are Apportioned 81,014,077,710

Tax Rate per \$100 .254

Tax Levy 206,219,145

Distribution of Ratables:

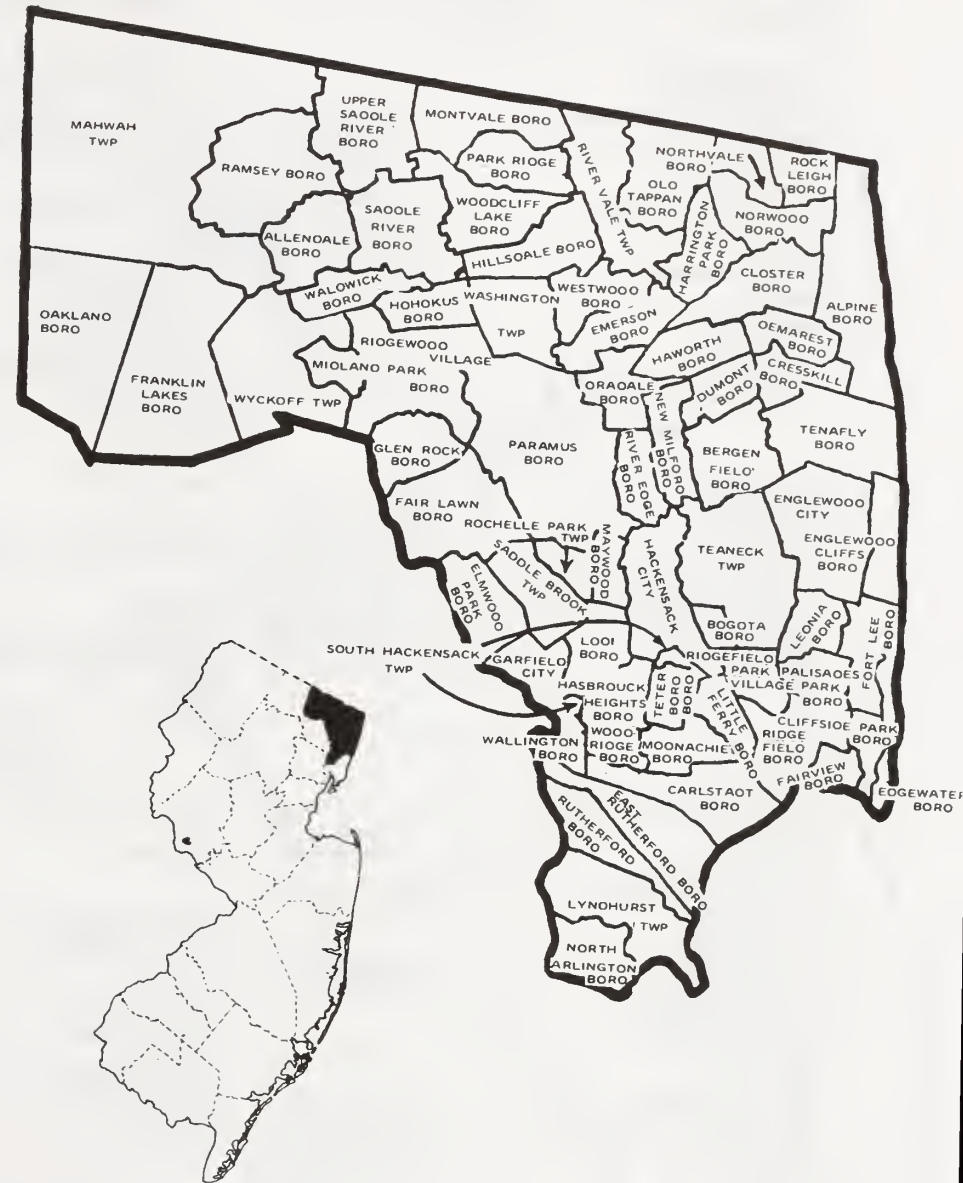
Class	Line Items	Assessed Valuation	% of Valuation
Vacant Land	9,755	1,658,366,140	2.43
Residential	233,741	49,439,153,727	72.31
Farm	219	34,053,200	.05
Commercial	10,966	10,245,325,051	14.98
Industrial	2,941	5,013,045,691	7.33
Apartments	1,575	1,981,834,149	2.90
TOTAL	259,197	68,371,777,958	100.00

Bond Ratings:

Moody's AAA

Standard & Poors ---

BERGEN COUNTY



0300

Population 1980 362,542
 Population 1990 395,066
 S & P Rating AA
 Moody Rating AA
 Land Area 317.64 Sq. Miles

Net Valuation Taxable 17,251,120,814
 Net Valuation on Which County Taxes are apportioned: 19,023,593,634

BURLINGTON COUNTY - Class 2 -

Form of Government:

Board of Chosen Freeholders

Number of Members on Governing Body - 5

PER CAPITA:

Gross Debt 398.05
 Net Debt 577.03
 Debt Service 40.55
 Total Tax Levy 261.55
 County Functions: 363.22

PER CENT:

Gross Debt 1.93
 Net Debt 1.24

EXPENDITURES		EXPENDITURES (cont'd.)			REVENUES REALIZED	
GENERAL GOVERNMENT		EDUCATION (excluding schools)			Property Taxes	
Governing Body and Public Boards	3,066,326.00	County Superintendent of Schools	203,781.00	103,329,462.00		
County Clerk	853,815.00	Vocational Schools	5,927,020.00	Financial Business Tax		
Financial Administration	930,568.00	County College	9,740,339.00	Franchise Tax		
Board of Taxation	196,298.00	County Extension Services	200,163.00	Bank Corp. Tax		
Planning, Housing, Development	43,995.00	Libraries		Other Miscellaneous Taxes		
Human Resources	6,372,647.00	Other Educational Services	2,810,713.00	State Aid Revenues	24,507,299.00	
Elections	1,056,376.00	STATUTORY EXPENDITURES		Federal Aid Revenues	145,533.29	
General Administration	5,362,144.00	Pensions and F.I.C.A.	6,106,941.42	State and Local Fiscal Assistance Act Utilized		
JUDICIARY		Employee Fringe Benefits	8,967,534.00	Institutional Revenues	5,274,240.43	
Superior Court	3,039,130.00	Other Statutory Expenditures	150,000.00	Courts	293,886.17	
Surrogates Office	241,498.00	Ceta & Other Public Employment Programs		County Clerk & Register	2,753,004.05	
Probation Office	4,175,397.00	COUNTY FUNCTIONS TOTAL	123,384,589.42	Surrogate	185,879.43	
County Clerk (Judicial Functions)	120,356.00	CAPITAL IMPROVEMENTS MEMO	3,744,415.70	Sheriff	397,795.82	
PUBLIC SAFETY		DEBT SERVICE		Other Miscellaneous Revenues	9,262,644.21	
Prosecutor's Office	4,474,532.00	Principal Payments	9,045,000.00	Other Revenues, Revenue Sharing, Tax Effort		
County Police	50,404.00	Interest Payments	5,974,673.17	TOTAL	146,149,734.39	
Sheriff's Office	1,655,755.00	DEFERRED CHARGES	6,091,757.55	Prior Years Surplus Appropriated	5,500,000.00	
Civil Defense and Disaster Control	3,628,805.00	RESERVE FOR UNCOLLECTED TAXES		REVENUES TOTAL	151,649,734.39	
Environmental Inspection and Control	50,000.00	EXPENDITURES TOTAL	143,496,019.14	CURRENT FINANCES DECEMBER 31,		
Weights and Measures	136,753.00	CAPITAL DEBT AUTHORIZED, DECEMBER 31,			ASSETS	
Correctional and Penal	10,027,950.00	ISSUED AND UNISSUED	GROSS DEBT	NET DEBT	Cash Dec. 31,	26,232,841.89
Other Public Safety	232,308.00	School			Taxes Receivable	
PUBLIC WORKS		Self-liquidating	145,932,000	21,172,937	Emergencies and Other Deferred Charges	
Roads and Bridges, Streets, Drainage	4,977,776.00	Other	208,357,032	206,793,847	State Aid Receivable	
State Aid Motor Vehicle Fund	35,500.00	Total	354,789,032	227,966,784	Other Receivable	650,933.87
County Funds	750,000.00	ISSUED AND OUTSTANDING			TOTAL	26,883,775.75
Other Roads and Bridges		School			LIABILITIES RESERVES, AND SURPLUS	
Public Buildings and Grounds	3,626,419.00	Self-liquidating			Cash Liabilities	10,981,261.79
Other Public Works		Other			Reserves For Receivables	650,933.87
HEALTH AND WELFARE		Total		134,407,000.00	Surplus Dec. 31,	15,351,580.09
County Health Department	380,214.00	Equalized Valuation Basis for Net Debt Computation	18,426,810,469.00	134,407,000.00	TOTAL	26,883,775.75
Mental Health Activities	7,763,657.00	CAPITAL OUTLAY TOTAL				
Tubercular Patient Care		Public Enterprises				
County Hospitals, Homes		Recreation—Culture				
County Aid to Hospitals	20,000.00	Public Works				
Health Clinics		Buildings and Grounds				
Mosquito Extermination	984,887.00	Library and Education				
Health Services Except Environmental	14,747,000.00	Conservation				
County Welfare Board	11,750,952.00	All Other				
Child Welfare	1,315,522.00	NOT AVAILABLE				
Other Welfare Services	556,131.00					
RECREATION AND CONSERVATION						
Parks, Playgrounds, Shade Trees	2,225.00					
Land Reclamation and Conservation	135,500.00					
Other Recreational Services	7,000.00					

COUNTY BURLINGTON

COUNTY SEAT Mount Holly Township

Form of Government: Board of Chosen Freeholders 5 members

Number of Constituent Municipalities 40

Population Census 1980 362,542

Population Census 1990 395,066

Land Area - Square Miles 817.64

Net Value on which County Taxes are Apportioned 19,023,593,634

Tax Rate per \$100 .543

Tax Levy 103,329,462

Distribution of Ratables:

Class	Line Items	Assessed Valuation	% of Valuation
Vacant Land	22,264	655,206,549	3.83
Residential	113,000	12,409,200,220	72.63
Farm	5,153	298,121,410	1.74
Commercial	4,819	2,414,420,310	14.13
Industrial	630	777,529,740	4.55
Apartments	348	531,750,500	3.11
TOTAL	146,214	17,086,228,729	100.00

Bond Ratings:

Moody's AA

Standard & Poors AA



0400

Population 1980 471,650
 Population 1990 502,824
 S & P Rating A-
 Moody Rating AAA
 Land Area 222.01 Sq. Miles

Net Valuation Taxable 10,208,471,401
 Net Valuation on Which County Taxes are apportioned: 19,388,635,620

CAMDEN COUNTY - Class 2 -
 Form of Government:
Board of Chosen Freeholders
 Number of Members on Governing Body - 7

PER CAPITA:

Gross Debt 487.41
 Net Debt 480.64
 Debt Service 36.37
 Total Tax Levy 307.53
 County Functions: 473.13

PER CENT:

Gross Debt 1.30
 Net Debt 1.28

EXPENDITURES		EXPENDITURES (cont'd.)		REVENUES REALIZED	
GENERAL GOVERNMENT		EDUCATION (excluding schools)		Property Taxes	154,681,260.00
Governing Body and Public Boards	714,906.00	County Superintendent of Schools	199,540.00	Financial Business Tax	
County Clerk	2,831,211.00	Vocational Schools	7,445,500.00	Franchise Tax	
Financial Administration	1,233,301.00	County College	8,229,743.00	Bank Corp. Tax	
Board of Taxation	1,67,358.00	County Extension Services	326,301.00	Other Miscellaneous Taxes	2,075,732.24
Planning, Housing, Development	2,327,701.00	Libraries		State Aid Revenues	47,413,434.76
Human Resources	6,542,615.00	Other Educational Services	561,498.00	Federal Aid Revenues	1,312,530.00
Elections	2,297,098.73	STATUTORY EXPENDITURES		State and Local Fiscal Assistance Act Utilized	
General Administration	13,055,936.98	Pensions and F.I.C.A.	6,922,865.00	Institutional Revenues	786,448.03
JUDICIARY		Employee Fringe Benefits	15,049,998.00	Courts	1,482,757.36
Superior Court	13,945,290.63	Other Statutory Expenditures	650,000.00	County Clerk & Register	2,706,549.99
Surrogates Office	507,937.00	Ceta & Other Public Employment Programs		Surrogate	253,946.16
Probation Office	7,625,727.00	COUNTY FUNCTIONS TOTAL	217,246,984.95	Sheriff	821,893.34
County Clerk (Judicial Functions)	195,391.00	CAPITAL IMPROVEMENTS *MEMO		Other Miscellaneous Revenues	25,553,102.01
PUBLIC SAFETY		DEBT SERVICE		Other Revenues, Revenue Sharing, Tax Effort	
Prosecutor's Office	8,873,539.00	Principal Payments	10,939,000.00	TOTAL	237,087,653.39
County Police	6,524,824.61	Interest Payments	7,599,114.16	Prior Years Surplus Appropriated	8,500,000.00
Sheriff's Office	7,147,635.00	DEFERRED CHARGES	2,119,007.95	REVENUES TOTAL	245,587,653.39
Civil Defense and Disaster Control		RESERVE FOR UNCOLLECTED TAXES		CURRENT FINANCES DECEMBER 31,	
Environmental Inspection and Control		EXPENDITURES TOTAL	237,902,107.06	ASSETS	
Weights and Measures	170,311.00	CAPITAL DEBT AUTHORIZED, DECEMBER 31,		Cash Dec. 31,	23,835,374.23
Correctional and Penal	14,255,214.00	ISSUED AND UNISSUED		Taxes Receivable	
Other Public Safety		GROSS DEBT		Emergencies and Other Deferred Charges	49,573.65
		NET DEBT		State Aid Receivable	
		School		Other Receivable	8,646,666.56
		Self-liquidating		TOTAL	32,531,619.44
		Other	245,082,698	LIABILITIES RESERVES, AND SURPLUS	
		Total	245,082,698	Cash Liabilities	12,800,044.89
				Reserves For Receivables	6,089,290.56
				Surplus Dec. 31,	13,642,283.99
				TOTAL	32,531,619.44
PUBLIC WORKS		ISSUED AND OUTSTANDING			
Roads and Bridges, Streets, Drainage	4,844,451.00	School			
State Aid Motor Vehicle Fund		Self-liquidating			
County Funds	952,231.00	Other	152,414,276.00		
Other Roads and Bridges		Total	152,414,276.00		
Public Buildings and Grounds	1,551,406.00	Equalized Valuation Basis			
Other Public Works	2,033,568.00	for Net Debt Computation	18,835,637,450.00		
HEALTH AND WELFARE		CAPITAL OUTLAY TOTAL			
County Health Department	401,391.00	Public Enterprises			
Mental Health Activities	15,211,192.00	Recreation—Culture			
Tubercular Patient Care	25,000.00	Public Works			
County Hospitals, Homes		Buildings and Grounds			
County Aid to Hospitals		Library and Education			
Health Clinics		Conservation			
Mosquito Extermination	481,708.00	All Other			
Health Services Except Environmental	19,732,732.00				
County Welfare Board	32,530,304.00				
Child Welfare	1,033,035.00				
Other Welfare Services	840,808.00				
RECREATION AND CONSERVATION					
Parks, Playgrounds, Shade Trees					
Land Reclamation and Conservation	315,524.00				
Other Recreational Services	7,386,145.00				

COUNTY CAMDEN

COUNTY SEAT Camden City

Form of Government: Board of Chosen Freeholders 7 Members

Number of Constituent Municipalities 37

Population Census 1980 471,650

Population Census 1990 502,824

Land Area - Square Miles 222.01

Net Value on which County Taxes are Apportioned 19,388,635,620

Tax Rate per \$100 .798

Tax Levy 154,681,260

Distribution of Ratables:

Class	Line Items	Assessed Valuation	% of Valuation
Vacant Land	17,049	239,430,887	2.38
Residential	143,714	7,041,496,174	69.98
Farm	1,211	30,203,796	.30
Commercial	7,791	1,852,921,953	18.42
Industrial	752	452,616,382	4.50
Apartments	544	445,304,264	4.43
TOTAL	171,061	10,061,973,456	100.00

Bond Ratings:

Moody's AAA

Standard & Poors A-



0500
 Population 1980 82,266
 Population 1990 95,089
 S & P Rating A+
 Moody Rating AAA
 Land Area 263.37 Sq. Miles
 Net Valuation Taxable 12,985,113,778
 Net Valuation on Which County Taxes are apportioned: 13,187,448,543

CAPE MAY COUNTY - Class 6 -
 Form of Government:
 Board of Chosen Freeholders
 Number of Members on Governing Body - 5

PER CAPITA:
 Gross Debt 3,557.03
 Net Debt 971.22
 Debt Service 95.52
 Total Tax Levy 539.10
 County Functions: 759.19
 PER CENT:
 Gross Debt 2.64
 Net Debt .72

EXPENDITURES	EXPENDITURES (cont'd.)	REVENUES REALIZED
GENERAL GOVERNMENT	EDUCATION (excluding schools)	Property Taxes
Governing Body and Public Boards 1,257,840.30	County Superintendent of Schools 130,429.00	51,262,881.00
County Clerk 619,573.00	Vocational Schools 3,630,000.00	Financial Business Tax
Financial Administration 644,572.00	County College	Franchise Tax
Board of Taxation 191,456.00	County Extension Services 286,686.00	Bank Corp. Tax
Planning, Housing, Development 1,180,467.00	Libraries	Other Miscellaneous Taxes
Human Resources 2,090,402.88	Other Educational Services 4,644,277.25	State Aid Revenues 5,246,330.16
Elections 573,147.00	STATUTORY EXPENDITURES	Federal Aid Revenues 91,390.76
General Administration 4,713,650.03	Pensions and F.I.C.A. 1,384,635.00	State and Local Fiscal Assistance Act Utilized
JUDICIARY	Employee Fringe Benefits 6,548,876.00	Institutional Revenues 30,313.09
Superior Court 1,743,646.05	Other Statutory Expenditures 4,000.00	Courts 108,267.06
Surrogates Office 225,107.00	Ceta & Other Public Employment Programs	County Clerk & Register 1,271,767.59
Probation Office 846,742.00	COUNTY FUNCTIONS TOTAL 52,444,796.18	Surrogate 95,797.46
County Clerk (Judicial Functions) 475,155.00	CAPITAL IMPROVEMENTS *MEMO 640,000.00	Sheriff 216,912.06
PUBLIC SAFETY	DEBT SERVICE	Other Miscellaneous Revenues 10,988,647.90
Prosecutor's Office 1,729,534.00	Principal Payments 5,035,000.00	Other Revenues, Revenue Sharing, Tax Effort
County Police 953,560.00	Interest Payments 4,048,152.83	TOTAL 69,302,297.08
Sheriff's Office 863,034.00	DEFERRED CHARGES 567,972.45	Prior Years Surplus Appropriated 6,500,000.00
Civil Defense and Disaster Control 243,201.00	RESERVE FOR UNCOLLECTED TAXES	REVENUES TOTAL 75,302,297.08
Environmental Inspection and Control	EXPENDITURES TOTAL 72,095,921.46	CURRENT FINANCES DECEMBER 31,
Weights and Measures 43,676.00	CAPITAL DEBT AUTHORIZED, DECEMBER 31,	ASSETS
Correctional and Penal 3,247,054.50	ISSUED AND UNISSUED	Cash Dec. 31, 16,346,995.86
Other Public Safety 81,325.00	GROSS DEBT	Taxes Receivable 237,792.75
	NET DEBT	Emergencies and Other Deferred Charges
	School	State Aid Receivable
	Self-liquidating	Other Receivable 1,326,752.00
	Other 338,234,024	TOTAL 17,911,540.61
	Total 338,234,024	LIABILITIES RESERVES, AND SURPLUS
		Cash Liabilities 4,559,376.74
PUBLIC WORKS	ISSUED AND OUTSTANDING	Reserves For Receivables 1,383,391.75
Roads and Bridges, Streets, Drainage 73,826.83	School	Surplus Dec. 31, 11,963,792.12
State Aid Motor Vehicle Fund	Self-liquidating	TOTAL 17,911,540.61
County Funds 3,699,734.00	Other 323,412,281.00	
Other Roads and Bridges	Total 323,412,281.00	
Public Buildings and Grounds 4,443,031.21	Equalized Valuation Basis	
Other Public Works 366,307.67	for Net Debt Computation 12,829,843,673.00	
HEALTH AND WELFARE	CAPITAL OUTLAY TOTAL	
County Health Department 136,608.00	Public Enterprises	
Mental Health Activities 1,290,132.00	Recreation—Culture	
Tubercular Patient Care	Public Works	
County Hospitals, Homes	Buildings and Grounds	
County Aid to Hospitals	Library and Education	
Health Clinics	Conservation	
Mosquito Extermination 1,273,594.00	All Other	
Health Services Except Environmental 7,511,373.37	NOT AVAILABLE	
County Welfare Board 3,119,585.00		
Child Welfare		
Other Welfare Services 150,337.00		
RECREATION AND CONSERVATION		
Parks, Playgrounds, Shade Trees 1,162,875.88		
Land Reclamation and Conservation 4,000.00		
Other Recreational Services 313,135.21		

COUNTY CAPE MAY

COUNTY SEAT Cape May Court House

Form of Government: Board of Chosen Freeholders 5 Members

Number of Constituent Municipalities 16

Population Census 1980 82,266

Population Census 1990 95,089

Land Area - Square Miles 263.37

Net Value on which County Taxes are Apportioned 13,187,448,543

Tax Rate per \$100 .389

Tax Levy 51,262,881

Distribution of Ratables:

Class	Line Items	Assessed Valuation	% of Valuation
Vacant Land	16,914	627,159,200	4.86
Residential	66,852	10,245,633,901	79.33
Farm	820	27,418,840	.22
Commercial	3,945	1,708,171,000	13.23
Industrial	34	19,440,200	.15
Apartments	911	286,813,214	2.22
<hr/>			
TOTAL	89,476	12,914,636,355	100.00

Bond Ratings:

Moody's AAA

Standard & Poors A+



CAPE MAY COUNTY



3633

Population 1980 132,866
Population 1990 133,053
S & P Rating A
Moody Rating AAA
Land Area 501.73 Sq. Miles

Net Valuation Taxable 3,298,776,983
Net Valuation on Which County Taxes are apportioned: 4,074,346,266

CUMBERLAND COUNTY - CLASS 3 -
Form of Government:
Board of Chosen Freeholders
Number of Members on Governing Body - 7

PER CAPITA:
Gross Debt 510.90
Net Debt 340.80
Debt Service 34.76
Total Tax Levy 271.08
County Functions: 535.02

PER CENT:
Gross Debt 1.84
Net Debt 1.22

EXPENDITURES		EXPENDITURES (cont'd)		REVENUES REALIZED	
GENERAL GOVERNMENT		EDUCATION (excluding schools)		Property Taxes	37,423,072.00
Governing Body and Public Boards	3,433,972.80	County Superintendent of Schools	147,623.47	Financial Business Tax	
County Clerk	475,637.21	Vocational Schools	729,935.25	Franchise Tax	
Financial Administration	757,733.93	County College	2,231,919.38	Bank Corp. Tax	
Board of Taxation	95,130.00	County Extension Services	376,959.77	Other Miscellaneous Taxes	
Planning, Housing, Development	550,929.07	Libraries	409,855.23	State Aid Revenues	24,979,492.44
Human Resources	933,255.73	Other Educational Services	260,399.00	Federal Aid Revenues	40,721.00
Elections	152,016.76	STATUTORY EXPENDITURES		State and Local Fiscal Assistance Act Utilized	
General Administration	3,498,248.59	Pensions and F.I.C.A.	2,855,000.00	Institutional Revenues	6,800,715.88
JUDICIARY		Employee Fringe Benefits	4,200,000.00	Courts	112,202.00
Superior Court	3,055,621.49	Other Statutory Expenditures	148,000.00	County Clerk & Register	629,313.91
Surrogates Office	195,394.34	Ceta & Other Public Employment Programs		Surrogate	93,601.96
Probation Office		COUNTY FUNCTIONS TOTAL	59,116,603.23	Sheriff	116,934.49
County Clerk (Judicial Functions)	142,824.83	CAPITAL IMPROVEMENTS *MEMO	1,160,000.00	Other Miscellaneous Revenues	3,638,693.50
PUBLIC SAFETY		DEBT SERVICE		Other Revenues, Revenue Sharing, Tax Effort	
Prosecutor's Office	1,623,711.77	Principal Payments	2,955,000.00	TOTAL	73,824,737.18
County Police	200,000.00	Interest Payments	1,844,058.50	Prior Years Surplus Appropriated	3,450,000.00
Sheriff's Office	1,765,997.39	DEFERRED CHARGES	93,162.86	REVENUES TOTAL	77,274,737.18
Civil Defense and Disaster Control	95,252.50	RESERVE FOR UNCOLLECTED TAXES		CURRENT FINANCES DECEMBER 31,	
Environmental Inspection and Control	50.00	EXPENDITURES TOTAL	73,998,824.59	ASSETS	
Weights and Measures	107,343.37	CAPITAL DEBT AUTHORIZED, DECEMBER 31,		Cash Dec. 31,	8,734,545.02
Correctional and Penal	5,891,477.83	ISSUED AND UNISSUED		Taxes Receivable	
Other Public Safety	3,000.00	School		Emergencies and Other Deferred Charges	2,172.11
		Self-liquidating		State Aid Receivable	
		Other	70,530,951	Other Receivable	1,224,152.69
		Total	70,530,951	TOTAL	9,950,859.82
		NET DEBT	47,048,083	LIABILITIES RESERVES, AND SURPLUS	
			47,048,083	Cash Liabilities	4,479,991.51
				Reserves For Receivables	1,224,152.69
				Surplus Dec. 31,	4,256,735.62
				TOTAL	9,960,869.82
PUBLIC WORKS		ISSUED AND OUTSTANDING			
Roads and Bridges, Streets, Drainage	1,949,137.37	School			
State Aid Motor Vehicle Fund		Self-liquidating			
County Funds	332,194.69	Other	45,285,148.00		
Other Roads and Bridges		Total	45,285,148.00		
Public Buildings and Grounds	1,355,758.86	Equalized Valuation Basis			
Other Public Works	166,089.52	for Net Debt Computation	3,830,053,010.00		
HEALTH AND WELFARE		CAPITAL OUTLAY TOTAL			
County Health Department	131,739.97	Public Enterprises			
Mental Health Activities	5,559,779.00	Recreation—Culture			
Tubercular Patient Care		Public Works			
County Hospitals, Homes		Buildings and Grounds			
County Aid to Hospitals	109,650.00	Library and Education			
Health Clinics		Conservation			
Mosquito Extermination	341,225.16	All Other			
Health Services Except Environmental	7,325,841.59				
County Welfare Board	12,393,977.53				
Child Welfare					
Other Welfare Services	4,397,815.83				
RECREATION AND CONSERVATION					
Parks, Playgrounds, Shade Trees					
Land Reclamation and Conservation	115,800.00				
Other Recreational Services	353,034.00				

COUNTY Cumberland

COUNTY SEAT Bridgeton City

Form of Government: Board of Chosen Freeholders 7 Members

Number of Constituent Municipalities 14

Population Census 1980 132,866

Population Census 1990 138,053

Land Area - Square Miles 501.73

Net Value on which County Taxes are Apportioned 4,074,346,266

Tax Rate per \$100 .918

Tax Levy 37,423,072

Distribution of Ratables:

Class	Line Items	Assessed Valuation	% of Valuation
Vacant Land	17,562	156,182,628	4.80
Residential	36,075	2,226,737,538	68.39
Farm	4,515	144,475,589	4.44
Commercial	2,562	449,893,098	13.82
Industrial	270	190,799,395	5.86
Apartments	154	87,996,200	2.70
TOTAL	61,138	3,256,084,448	100.00

Bond Ratings:

Moody's AAA

Standard & Poor's A



CUMBERLAND COUNTY



0700

Population 1980 851,115
 Population 1990 773,206
 S & P Rating
 Moody Rating AAA
 Land Area 127.44 Sq. Miles

Net Valuation Taxable 18,067,564,400
 Net Valuation on Which County Taxes are apportioned: 39,606,556,955

ESSEX COUNTY - Class 1 -
 Form of Government:
 County Exec. Plan - (O.C.C.L - 1972)
 Number of Members on Governing Body - 9

PER CAPITA:

Gross Debt 916.41
 Net Debt 433.35
 Debt Service 67.80
 Total Tax Levy 315.09
 County Functions: 588.03

PER CENT:

Gross Debt 1.83
 Net Debt .86

EXPENDITURES		EXPENDITURES (cont'd.)		REVENUES REALIZED	
GENERAL GOVERNMENT		EDUCATION (excluding schools)		Property Taxes	
Governing Body and Public Boards	31,839.00	County Superintendent of Schools	231,635.00	Financial Business Tax	245,206,411.00
County Clerk	2,336,883.00	Vocational Schools	3,000,000.00	Franchise Tax	2,151,391.07
Financial Administration	2,634,491.00	County College	12,722,327.00	Bank Corp. Tax	
Board of Taxation	453,900.00	County Extension Services		Other Miscellaneous Taxes	
Planning, Housing, Development	449,391.00	Libraries	3,750.00	State Aid Revenues	105,256,666.81
Human Resources	9,474,715.00	Other Educational Services	5,340,125.00	Federal Aid Revenues	5,323,703.00
Elections	2,823,606.00	STATUTORY EXPENDITURES		State and Local Fiscal Assistance Act Utilized	
General Administration	24,741,802.00	Pensions and F.I.C.A.	23,294,386.00	Institutional Revenues	1,522,366.24
JUDICIARY		Employee Fringe Benefits	28,035,456.00	Courts	1,096,687.49
Superior Court	33,092,158.00	Other Statutory Expenditures	1,500,000.00	County Clerk & Register	3,576,081.53
Surrogates Office		Ceta & Other Public Employment Programs		Surrogate	636,580.32
Probation Office		COUNTY FUNCTIONS TOTAL	400,557,358.00	Sheriff	1,197,169.44
County Clerk (Judicial Functions)		CAPITAL IMPROVEMENTS *MAY	450,000.00	Other Miscellaneous Revenues	93,135,320.46
		DEBT SERVICE		Other Revenues, Revenue Sharing, Tax Effort	
		Principal Payments	20,592,000.00	TOTAL	459,092,377.36
		Interest Payments	32,167,008.18	Prior Years Surplus Appropriated	31,408.00
		DEFERRED CHARGES	4,266,602.32	REVENUES TOTAL	459,123,785.36
		RESERVE FOR UNCOLLECTED TAXES			
		EXPENDITURES TOTAL	457,582,963.50	CURRENT FINANCES DECEMBER 31,	
				ASSETS	
PUBLIC SAFETY		CAPITAL DEBT AUTHORIZED, DECEMBER 31,		Cash Dec. 31,	26,344,827.12
Prosecutor's Office	18,333,471.00	ISSUED AND UNISSUED		Taxes Receivable	477,620.28
County Police	2,341,467.00	GROSS DEBT		Emergencies and Other Deferred Charges	1,125,963.25
Sheriff's Office	17,534,037.00	NET DEBT		State Aid Receivable	
Civil Defense and Disaster Control		School		Other Receivable	6,641,097.91
Environmental Inspection and Control		Self-liquidating		TOTAL	34,589,508.56
Weights and Measures		Other	713,153,150		
Correctional and Penal	33,295,125.00	Total	713,153,150	LIABILITIES RESERVES, AND SURPLUS	
Other Public Safety				Cash Liabilities	26,574,718.26
		ISSUED AND OUTSTANDING		Reserves For Receivables	7,124,163.58
		School		Surplus Dec. 31,	890,626.72
		Self-liquidating		TOTAL	34,589,508.56
		Other	606,469,519.95		
		Total	606,469,519.95		
PUBLIC WORKS		Equalized Valuation Basis for Net Debt Computation	38,953,561,114.00		
Roads and Bldges, Streets, Drainage	4,071,795.00	CAPITAL OUTLAY TOTAL			
State Aid Motor Vehicle Fund		Public Enterprises			
County Funds	2,755,234.00	Recreation—Culture			
Other Roads and Bldges		Public Works			
Public Buildings and Grounds	13,027,733.00	Buildings and Grounds			
Other Public Works	2,329,079.00	Library and Education			
HEALTH AND WELFARE		Conservation			
County Health Department	854,414.00	All Other			
Mental Health Activities	39,645,430.00				
Tubercular Patient Care					
County Hospitals, Homes	35,290,849.00				
County Aid to Hospitals					
Health Clinics					
Mosquito Extermination					
Health Services Except Environmental	2,967,284.00				
County Welfare Board	60,007,464.00				
Child Welfare	40,000.00				
Other Welfare Services	2,029,000.00				
RECREATION AND CONSERVATION					
Parks, Playgrounds, Shade Trees	11,010,603.00				
Land Reclamation and Conservation					
Other Recreational Services	1,455,324.00				

COUNTY Essex
 COUNTY SEAT Newark City
 Form of Government: *Board of Chosen Freeholders 9 Members
 Number of Constituent Municipalities 22
 Population Census 1980 851,116
 Population Census 1990 778,206
 Land Area - Square Miles 127.44
 Net Value on which County Taxes are Apportioned 39,606,556,955
 Tax Rate per \$100 .619
 Tax Levy 245,206,411

Distribution of Ratables:

Class	Line Items	Assessed Valuation	% of Valuation
Vacant Land	10,121	267,628,600	1.49
Residential	142,892	12,652,032,900	70.58
Farm	46	2,679,200	.01
Commercial	11,582	2,917,981,700	16.28
Industrial	2,352	1,355,670,100	7.56
Apartments	2,725	730,578,900	4.08
TOTAL	169,718	17,926,571,400	100.00

Bond Ratings:

Moody's AAA
 Standard & Poors ---

*County Executive Plan - Optional County Charter Law, 1972



ESSEX COUNTY



0800
 Population 1980 199,917
 Population 1990 230,032
 S & P Rating AA-
 Moody Rating AAA
 Land Area 328.36 Sq. Miles

Net Valuation Taxable
 7,546,249,192
 Net Valuation on Which County Taxes
 are apportioned:
 10,257,379,372

GLOUCESTER COUNTY - Class 3 -
Form of Government:
Board of Chosen Freeholders
Number of Members on Governing Body - 7

PER CAPITA:
 Gross Debt 381.25
 Net Debt 333.53
 Debt Service 32.71
 Total Tax Levy 275.31
 County Functions: 413.30

PER CENT:
 Gross Debt .91
 Net Debt .81

EXPENDITURES		EXPENDITURES (cont'd.)		REVENUES REALIZED	
GENERAL GOVERNMENT		EDUCATION (excluding schools)		Property Taxes	63,573,309.00
Governing Body and Public Boards	253,119.00	County Superintendent of Schools	220,355.00	Financial Business Tax	
County Clerk	513,319.00	Vocational Schools	2,814,891.00	Franchise Tax	
Financial Administration	1,169,741.00	County College	5,992,453.00	Bank Corp. Tax	
Board of Taxation	159,053.00	County Extension Services	259,202.00	Other Miscellaneous Taxes	
Planning, Housing, Development	889,952.00	Libraries	31,120.00	State Aid Revenues	13,950,247.85
Human Resources	1,707,765.00	Other Educational Services	2,597,608.00	Federal Aid Revenues	
Elections	853,742.00	STATUTORY EXPENDITURES		State and Local Fiscal Assistance Act Utilized	
General Administration	3,685,232.00	Pensions and F.I.C.A.	3,962,677.00	Institutional Revenues	117,950.50
JUDICIARY		Employee Fringe Benefits	7,012,600.00	Courts	329,279.05
Superior Court	5,465,626.00	Other Statutory Expenditures		County Clerk & Register	1,788,339.68
Surrogates Office	260,571.00	Ceta & Other Public Employment Programs		Surrogate	112,138.00
Probation Office		COUNTY FUNCTIONS TOTAL	33,539,785.00	Sheriff	298,679.52
County Clerk (Judicial Functions)	582,703.00	CAPITAL IMPROVEMENTS *MEMO	560,000.00	Other Miscellaneous Revenues	12,699,849.39
PUBLIC SAFETY		DEBT SERVICE		Other Revenues, Revenue Sharing, Tax Effort	
Prosecutor's Office	2,389,374.00	Principal Payments	3,732,000.00	TOTAL	92,869,792.99
County Police		Interest Payments	3,794,248.28	Prior Years Surplus Appropriated	9,900,000.00
Sheriff's Office	2,266,700.00	DEFERRED CHARGES	176,523.58	REVENUES TOTAL	102,769,792.99
Civil Defense and Disaster Control	71,090.00	RESERVE FOR UNCOLLECTED TAXES		CURRENT FINANCES DECEMBER 31,	
Environmental Inspection and Control	25,723.00	EXPENDITURES TOTAL	95,242,561.86	ASSETS	
Weights and Measures	87,152.00	CAPITAL DEBT AUTHORIZED, DECEMBER 31,		Cash Dec. 31,	25,689,801.05
Correctional and Penal	6,705,033.00	ISSUED AND UNISSUED GROSS DEBT		Taxes Receivable	
Other Public Safety	76,765.00	School		Emergencies and Other Deferred Charges	
		Self-liquidating		State Aid Receivable	
		Other	87,719,233	Other Receivable	1,109,432.52
		Total	87,719,233	TOTAL	26,799,233.58
				LIABILITIES RESERVES, AND SURPLUS	
PUBLIC WORKS		ISSUED AND OUTSTANDING		Cash Liabilities	7,720,995.39
Roads and Bridges, Streets, Drainage	3,615,979.00	School		Reserves For Receivables	1,109,432.52
State Aid Motor Vehicle Fund		Self-liquidating		Surplus Dec. 31,	17,958,305.67
County Funds	1,359,328.00	Other	55,800,395.45	TOTAL	26,799,233.58
Other Roads and Bridges		Total	65,800,395.45		
Public Buildings and Grounds	3,814,036.00	Equalized Valuation Basis for Net Debt Computation	9,638,348,732.00		
Other Public Works	1,339,526.00	CAPITAL OUTLAY TOTAL			
HEALTH AND WELFARE					
County Health Department	267,945.00	Public Enterprises			
Mental Health Activities	6,412,549.00	Recreation—Culture			
Tubercular Patient Care		Public Works			
County Hospitals, Homes		Buildings and Grounds			
County Aid to Hospitals		Library and Education			
Health Clinics		Conservation			
Mosquito Extermination		All Other			
Health Services Except Environmental	3,127,927.00				
County Welfare Board	7,133,138.00				
Child Welfare					
Other Welfare Services	236,458.00				
RECREATION AND CONSERVATION					
Parks, Playgrounds, Shade Trees					
Land Reclamation and Conservation	1,893,045.00				
Other Recreational Services	1,733,126.00				

COUNTY GLOUCESTER

COUNTY SEAT Woodbury City

Form of Government: Board of Chosen Freeholders 7 Members

Number of Constituent Municipalities 24

Population Census 1980 199,917

Population Census 1990 230,082

Land Area - Square Miles 328.36

Net Value on which County Taxes are Apportioned 10,257,379,372

Tax Rate per \$100 .619

Tax Levy 63,573,309

Distribution of Ratables:

Class	Line Items	Assessed Valuation	% of Valuation
Vacant Land	15,543	296,647,200	3.97
Residential	67,013	5,005,496,200	66.95
Farm	4,895	156,680,745	2.10
Commercial	3,488	1,251,388,218	16.74
Industrial	188	599,395,790	8.02
Apartments	187	166,752,800	2.23
TOTAL	91,314	7,476,360,953	100.00

Bond Ratings:

Moody's AAA

Standard & Poors AA-



GLOUCESTER COUNTY



0900

Population 1980 556,972
 Population 1990 553,099
 S & P Rating A+
 Moody Rating 3AA1
 Land Area 46.42 Sq. Miles

Net Valuation Taxable 20,568,649,401
 Net Valuation on Which County Taxes are apportioned: 24,111,240,857

HUDSON COUNTY - Class 1 -
 Form of Government:
 County Exec. Plan - (O.C.C.L. - 1972)
 Number of Members on Governing Body - 9

PER CAPITA:
 Gross Debt 493.65
 Net Debt 138.69
 Debt Service 11.29
 Total Tax Levy 260.91
 County Functions: 513.53

PER CENT:
 Gross Debt 1.16
 Net Debt .44

EXPENDITURES		EXPENDITURES (cont'd.)		REVENUES REALIZED	
GENERAL GOVERNMENT		EDUCATION (excluding schools)		Property Taxes	144,311,445.00
Governing Body and Public Boards	1,428,430.00	County Superintendent of Schools	170,312.00	Financial Business Tax	
County Clerk	1,657,359.00	Vocational Schools	12,559,250.00	Franchise Tax	
Financial Administration	2,303,955.55	County College	5,984,651.00	Bank Corp. Tax	
Board of Taxation		County Extension Services		Other Miscellaneous Taxes	
Planning, Housing, Development	481,345.00	Libraries		State Aid Revenues	54,109,365.21
Human Resources	5,430,092.86	Other Educational Services	903,836.00	Federal Aid Revenues	
Elections	2,702,925.00	STATUTORY EXPENDITURES		State and Local Fiscal Assistance Act Utilized	
General Administration	10,182,541.65	Pensions and F.I.C.A.	14,638,674.80	Institutional Revenues	5,451,423.73
JUDICIARY		Employee Fringe Benefits	20,400,000.00	Courts	636,292.03
Superior Court	7,426,873.00	Other Statutory Expenditures	56,000.00	County Clerk & Register	1,671,681.12
Surrogates Office	672,854.00	Ceta & Other Public Employment Programs		Surrogate	234,169.23
Probation Office	6,245,637.00	COUNTY FUNCTIONS TOTAL	230,489,199.81	Sheriff	554,367.63
County Clerk (Judicial Functions)	1,353,240.00	CAPITAL IMPROVEMENTS *MEMO	1,000,000.00	Other Miscellaneous Revenues	79,348,956.45
PUBLIC SAFETY		DEBT SERVICE		Other Revenues, Revenue Sharing, Tax Effort	
Prosecutor's Office	11,111,071.00	Principal Payments	2,300,000.00	TOTAL	236,318,200.40
County Police	5,660,587.70	Interest Payments	3,945,151.45	Prior Years Surplus Appropriated	12,894,728.00
Sheriff's Office	6,595,500.00	DEFERRED CHARGES	62,100.75	REVENUES TOTAL	299,212,928.40
Civil Defense and Disaster Control	154,710.00	RESERVE FOR UNCOLLECTED TAXES		CURRENT FINANCES DECEMBER 31,	
Environmental Inspection and Control		EXPENDITURES TOTAL	236,795,452.01	ASSETS	
Weights and Measures	90,006.00	CAPITAL DEBT AUTHORIZED, DECEMBER 31,		Cash Dec. 31,	70,692,161.65
Correctional and Penal	27,103,533.00	ISSUED AND UNISSUED		Taxes Receivable	
Other Public Safety	6,000.00	GROSS DEBT		Emergencies and Other Deferred Charges	160,000.00
		School	6,219,513	State Aid Receivable	
		Self-liquidating	99,950,000	Other Receivable	17,373,903.53
		Other	169,637,419	TOTAL	88,226,065.24
		Total	275,305,932	LIABILITIES RESERVES, AND SURPLUS	
				Cash Liabilities	62,770,732.21
				Reserves For Receivables	3,480,882.00
				Surplus Dec. 31,	21,974,451.03
				TOTAL	88,226,065.24
PUBLIC WORKS		ISSUED AND OUTSTANDING			
Roads and Bridges, Streets, Drainage		School	5,203,513.00		
State Aid Motor Vehicle Fund	645,798.00	Self-liquidating			
County Funds	1,342,059.00	Other	73,895,214.25		
Other Roads and Bridges		Total	79,099,727.25		
Public Buildings and Grounds	12,964,544.00	Equalized Valuation Basis			
Other Public Works	713,438.00	for Net Debt Computation	23,750,161,652.00		
HEALTH AND WELFARE		CAPITAL OUTLAY TOTAL			
County Health Department	855,956.00	Public Enterprises			
Mental Health Activities	25,709,073.00	Recreation—Culture			
Tubercular Patient Care		Public Works			
County Hospitals, Homes	37,454,635.00	Buildings and Grounds			
County Aid to Hospitals		Library and Education			
Health Clinics	141,432.00	Conservation			
Mosquito Extermination		All Other			
Health Services Except Environmental	5,754,409.00				
County Welfare Board	42,535,195.25				
Child Welfare	3,172,829.00				
Other Welfare Services	63,633.00				
RECREATION AND CONSERVATION					
Parks, Playgrounds, Shade Trees					
Land Reclamation and Conservation	303,164.00				
Other Recreational Services	3,455,460.00				

COUNTY HUDSON

COUNTY SEAT Jersey City

Form of Government: *Board of Chosen Freeholders 9 Members

Number of Constituent Municipalities 12

Population Census 1980 556,972

Population Census 1990 553,099

Land Area - Square Miles 46.42

Net Value on which County Taxes are Apportioned 24,111,240,857

Tax Rate \$100 .598

Tax Levy 144,311,445

Distribution of Ratables:

Class	Line Items	Assessed Valuation	% of Valuation
Vacant Land	7,416	1,118,969,468	5.48
Residential	82,458	9,711,449,054	47.55
Farm	-0-	-0-	-0-
Commercial	10,305	4,344,191,575	21.27
Industrial	2,454	3,563,585,500	17.45
Apartments	4,274	1,685,625,450	8.25
<hr/>			
TOTAL	106,907	20,423,821,047	100.00

Bond Ratings:

Moody's BAA1

Standard & Poors A+



HUDSON COUNTY



1000

Population 1980 **87,361** Net Valuation Taxable 8,952,508,020
 Population 1990 **107,776** Net Valuation on Which County Taxes are apportioned:
 S & P Rating
 Moody Rating **AA**
 Land Area **429.60** Sq. Miles 8,960,688,313

HUNTERDON COUNTY - Class 3 -
 Form of Government:
Board of Chosen Freeholders
 Number of Members on Governing Body - 3

PER CAPITA: PER CENT:
 Gross Debt **706.90** Gross Debt .82
 Net Debt **706.90** Net Debt .82
 Debt Service **33.20**
 Total Tax Levy **257.29**
 County Functions: **375.76**

EXPENDITURES		EXPENDITURES (cont'd.)		REVENUES REALIZED	
GENERAL GOVERNMENT		EDUCATION (excluding schools)		Property Taxes	27,730,000.00
Governing Body and Public Boards	1,334,953.00	County Superintendent of Schools	144,966.00	Financial Business Tax	
County Clerk	482,580.00	Vocational Schools	50,000.00	Franchise Tax	
Financial Administration	315,735.00	County College	3,003,051.00	Bank Corp. Tax	
Board of Taxation	167,441.00	County Extension Services	198,463.00	Other Miscellaneous Taxes	
Planning, Housing, Development	489,273.00	Libraries		State Aid Revenues	5,524,928.25
Human Resources	1,205,385.10	Other Educational Services	352,053.00	Federal Aid Revenues	
Elections	332,510.00	STATUTORY EXPENDITURES		State and Local Fiscal Assistance Act Utilized	
General Administration	3,257,186.48	Pensions and F.I.C.A.	1,354,118.63	Institutional Revenues	28,977.09
JUDICIARY		Employee Fringe Benefits	2,595,000.00	Courts	37,994.06
Superior Court	724,490.00	Other Statutory Expenditures		County Clerk & Register	678,633.93
Surrogates Office	152,375.00	Ceta & Other Public Employment Programs		Surrogate	68,068.36
Probation Office	1,716,315.00	COUNTY FUNCTIONS TOTAL	35,919,352.51	Sheriff	146,184.63
County Clerk (Judicial Functions)	29,440.00	CAPITAL IMPROVEMENTS *MEMO	1,000,000.00	Other Miscellaneous Revenues	4,575,637.42
PUBLIC SAFETY		DEBT SERVICE		Other Revenues, Revenue Sharing, Tax Effort	
Prosecutor's Office	1,593,950.00	Principal Payments	2,013,297.07	TOTAL	38,790,423.75
County Police	1,132,224.00	Interest Payments	1,564,795.00	Prior Years Surplus Appropriated	5,411,364.40
Sheriff's Office	894,133.00	DEFERRED CHARGES	107,553.53	REVENUES TOTAL	44,201,788.15
Civil Defense and Disaster Control	14,690.00	RESERVE FOR UNCOLLECTED TAXES		CURRENT FINANCES DECEMBER 31,	
Environmental Inspection and Control	7,733.00	EXPENDITURES TOTAL	60,605,488.21	ASSETS	
Weights and Measures	35,715.00	CAPITAL DEBT AUTHORIZED, DECEMBER 31,		Cash Dec. 31,	13,508,875.09
Correctional and Penal	1,712,365.00	ISSUED AND UNISSUED		Taxes Receivable	357,652.32
Other Public Safety	43,025.00	School		Emergencies and Other Deferred Charges	
PUBLIC WORKS		Self-liquidating		State Aid Receivable	
Roads and Bridges, Streets, Drainage	843,515.00	Other	76,186,537	Other Receivable	2,205,035.04
State Aid Motor Vehicle Fund		Total	76,186,537	TOTAL	16,071,562.45
County Funds	3,832,913.00	ISSUED AND OUTSTANDING		LIABILITIES RESERVES, AND SURPLUS	
Other Roads and Bridges		School		Cash Liabilities	4,766,272.94
Public Buildings and Grounds	1,199,204.00	Self-liquidating		Reserves For Receivables	593,561.54
Other Public Works	633,167.90	Other		Surplus Dec. 31,	10,711,727.97
HEALTH AND WELFARE		Total		TOTAL	16,071,562.45
County Health Department	113,929.00	Equalized Valuation Basis			
Mental Health Activities	2,966,519.00	for Net Debt Computation	9,240,455,311.00		
Tubercular Patient Care		CAPITAL OUTLAY TOTAL			
County Hospitals, Homes	2,000.00	Public Enterprises			
County Aid to Hospitals		Recreation—Culture			
Health Clinics	29,154.00	Public Works			
Mosquito Extermination		Buildings and Grounds			
Health Services Except Environmental	1,828,315.50	Library and Education			
County Welfare Board	1,138,029.00	Conservation			
Child Welfare		All Other			
Other Welfare Services	84,050.00				
RECREATION AND CONSERVATION					
Parks, Playgrounds, Shade Trees	5,300.00				
Land Reclamation and Conservation	171,393.00				
Other Recreational Services	583,052.00				

COUNTY HUNTERDON

COUNTY SEAT Flemington Boro.

Form of Government: Board of Chosen Freeholders 3 Members

Number of Constituent Municipalities 26

Population Census 1980 87,361

Population Census 1990 107,776

Land Area - Square Miles 429.60

Net Value on which County Taxes are Apportioned 8,960,688,313

Tax Rate per \$100 .309

Tax Levy 27,730,000

Distribution of Ratables:

Class	Line Items	Assessed Valuation	% of Valuation
Vacant Land	5,137	408,265,239	4.58
Residential	32,518	6,021,015,820	67.59
Farm	8,288	777,887,198	8.73
Commercial	1,913	1,196,479,590	13.43
Industrial	162	435,083,715	4.88
Apartments	114	69,342,200	0.78
TOTAL			100.00
	48,132	8,908,073,762	

Bond Ratings:

Moody's AA

Standard & Poors ---



Population 1980 307,863
 Population 1990 325,824
 S & P Rating AA
 Moody Rating AA1
 Land Area 226.00 Sq. Miles 18,614,364,423

Net Valuation Taxable 8,508,791,742
 Net Valuation on Which County Taxes are apportioned:

MERCER COUNTY - Class 2 -
 Form of Government:
 County Exec. Plan - (O.C.C.L. - 1972)
 Number of Members on Governing Body - 7

PER CAPITA:
 Gross Debt 750.14
 Net Debt 286.97
 Debt Service 32.88
 Total Tax Levy 284.31
 County Functions: 653.04

PER CENT:
 Gross Debt 1.33
 Net Debt .51

EXPENDITURES	EXPENDITURES (cont'd.)	REVENUES REALIZED
GENERAL GOVERNMENT	EDUCATION (excluding schools)	Property Taxes
Governing Body and Public Boards 837,957.00	County Superintendent of Schools 103,058.00	92,636,064.00
County Clerk	Vocational Schools 6,315,139.00	
Financial Administration 907,223.00	County College 9,721,245.00	Financial Business Tax
Board of Taxation 181,194.00	County Extension Services	Franchise Tax 212,044.36
Planning, Housing, Development 837,777.00	Libraries	Bank Corp. Tax
Human Resources 3,422,495.00	Other Educational Services 1,632,237.00	Other Miscellaneous Taxes
Elections 1,643,719.00	STATUTORY EXPENDITURES	State Aid Revenues 27,798,686.67
General Administration 10,763,628.00	Pensions and F.I.C.A. 4,761,523.69	Federal Aid Revenues 2,197,602.40
JUDICIARY	Employee Fringe Benefits 8,324,263.00	State and Local Fiscal Assistance Act Utilized
Superior Court 5,169,909.00	Other Statutory Expenditures	Institutional Revenues 164,070.57
Surrogates Office 303,145.00	Ceta & Other Public Employment Programs	Courts 256,265.15
Probation Office 3,025,828.00	COUNTY FUNCTIONS TOTAL 143,739,159.69	County Clerk & Register 2,057,372.29
County Clerk (Judicial Functions) 1,437,852.00	CAPITAL IMPROVEMENTS *MEMO 335,000.00	Surrogate 225,903.59
	DEBT SERVICE	Sheriff 345,234.16
	Principal Payments 6,646,000.00	Other Miscellaneous Revenues 26,744,097.27
	Interest Payments 4,066,135.91	Other Revenues, Revenue Sharing, Tax Effort
PUBLIC SAFETY	DEFERRED CHARGES 2,031,465.94	TOTAL 152,637,840.46
Prosecutor's Office 4,535,358.00	RESERVE FOR UNCOLLECTED TAXES	Prior Years Surplus Appropriated 3,000,000.00
County Police 1,103,025.00		REVENUES TOTAL 155,637,840.46
Sheriff's Office 4,030,579.00	EXPENDITURES TOTAL 156,482,761.54	
Civil Defense and Disaster Control 58,475.00		CURRENT FINANCES DECEMBER 31,
Environmental Inspection and Control		ASSETS
Weights and Measures		Cash Dec. 31, 11,067,930.55
Correctional and Penal 12,162,227.00	CAPITAL DEBT AUTHORIZED, DECEMBER 31,	Taxes Receivable 1,549,138.01
Other Public Safety 244,835.00	ISSUED AND UNISSUED	Emergencies and Other Deferred Charges
	GROSS DEBT	State Aid Receivable
	School	Other Receivable 666,388.53
	Self-liquidating	TOTAL 13,292,457.14
	Other 244,414,979	LIABILITIES RESERVES, AND SURPLUS
	Total 244,414,979	Cash Liabilities 9,263,219.46
		Reserves For Receivables 1,744,753.59
	ISSUED AND OUTSTANDING	Surplus Dec. 31, 2,274,484.09
	School	TOTAL 13,282,457.14
	Self-liquidating	
	Other 299,615,979.53	
	Total 299,615,979.53	
	Equalized Valuation Basis for Net Debt Computation 18,353,612,049.00	
HEALTH AND WELFARE	CAPITAL OUTLAY TOTAL	
County Health Department 263,847.00	Public Enterprises	
Mental Health Activities 19,457,755.00	Recreation—Culture	
Tubercular Patient Care	Public Works	
County Hospitals, Homes	Buildings and Grounds	
County Aid to Hospitals	Library and Education	
Health Clinics	Conservation	
Mosquito Extermination	All Other	
Health Services Except Environmental 10,293,334.00		
County Welfare Board 15,127,240.00		
Child Welfare 196,052.00		
Other Welfare Services 1,332,135.00		
RECREATION AND CONSERVATION		
Parks, Playgrounds, Shade Trees 6,195,316.00		
Land Reclamation and Conservation		
Other Recreational Services 200,207.00		

COUNTY MERCER

COUNTY SEAT Trenton City

Form of Government: *Board of Chosen Freeholders 7 Members

Number of Constituent Municipalities 13

Population Census 1980 307,863

Population Census 1990 325,824

Land Area - Square Miles 226.00

Net Value on which County Taxes are Apportioned 18,614,364,423

Tax Rate per \$100 .498

Tax Levy 92,636,064

Distribution of Ratables:

Class	Line Items	Assessed Valuation	% of Valuation
Vacant Land	8,271	192,819,016	2.29
Residential	91,350	5,842,671,803	69.42
Farm	2,295	111,636,736	1.32
Commercial	5,566	1,556,903,679	18.50
Industrial	358	442,091,570	5.25
Departments	351	270,110,640	3.21
TOTAL	108,191	8,416,233,444	100.00

Bond Ratings:

Moody's AA1

Standard & Poors AA



MERCER COUNTY



1200

Population 1980 595,893
 Population 1990 571,780
 S & P Rating
 Moody Rating AAA
 Land Area 311.00 Sq. Miles

Net Valuation Taxable 31,855,441,422
 Net Valuation on Which County Taxes are apportioned: 42,492,855,574

MIDDLESEX COUNTY - Class 2 -
 Form of Government:
Board of Chosen Freeholders
 Number of Members on Governing Body - 7

PER CAPITA:
 Gross Debt 408.07
 Net Debt 388.97
 Debt Service 49.16
 Total Tax Levy 273.33
 County Functions: 435.39

PER CENT:
 Gross Debt .62
 Net Debt .59

EXPENDITURES		EXPENDITURES (cont'd.)		REVENUES REALIZED	
GENERAL GOVERNMENT		EDUCATION (excluding schools)		Property Taxes	181,600,000.00
Governing Body and Public Boards	1,607,337.00	County Superintendent of Schools	224,785.00	Financial Business Tax	
County Clerk	922,461.00	Vocational Schools	15,694,253.00	Franchise Tax	
Financial Administration	1,074,545.00	County College	12,391,999.00	Bank Corp. Tax	
Board of Taxation	213,100.00	County Extension Services	254,899.00	Other Miscellaneous Taxes	819,360.00
Planning, Housing, Development	1,235,571.00	Libraries		State Aid Revenues	34,247,771.00
Human Resources	4,162,871.00	Other Educational Services	7,857,620.00	Federal Aid Revenues	8,723,662.00
Elections	2,017,319.00	STATUTORY EXPENDITURES		State and Local Fiscal Assistance Act Utilized	
General Administration	11,637,977.00	Pensions and F.I.C.A.	8,353,541.00	Institutional Revenues	24,272,544.00
JUDICIARY		Employee Fringe Benefits	15,123,853.00	Courts	1,409,892.00
Superior Court	13,930,901.00	Other Statutory Expenditures		County Clerk & Register	3,812,760.00
Surrogates Office	338,334.00	Ceta & Other Public Employment Programs		Surrogate	433,635.00
Probation Office		COUNTY FUNCTIONS TOTAL	239,306,819.00	Sheriff	538,851.00
County Clerk (Judicial Functions)	2,883,576.00	CAPITAL IMPROVEMENTS *MEMO		Other Miscellaneous Revenues	10,989,321.00
PUBLIC SAFETY		DEBT SERVICE		Other Revenues, Revenue Sharing, Tax Effort	
Prosecutor's Office	8,949,230.00	Principal Payments	21,847,000.00	TOTAL	266,998,296.00
County Police	279,104.00	Interest Payments	11,177,292.00	Prior Years Surplus Appropriated	10,800,000.00
Sheriff's Office	7,562,200.00	DEFERRED CHARGES	768.00	REVENUES TOTAL	277,798,296.00
Civil Defense and Disaster Control	143,852.00	RESERVE FOR UNCOLLECTED TAXES		CURRENT FINANCES DECEMBER 31,	
Environmental Inspection and Control	387,503.00	EXPENDITURES TOTAL	272,331,879.00	ASSETS	
Weights and Measures	308,763.00	CAPITAL DEBT AUTHORIZED, DECEMBER 31,		Cash Dec. 31,	32,371,732.00
Correctional and Penal	20,957,976.00	ISSUED AND UNISSUED GROSS DEBT		Taxes Receivable	968,555.00
Other Public Safety		School		Emergencies and Other Deferred Charges	
PUBLIC WORKS		Self-liquidating		State Aid Receivable	
Roads and Bndges, Streets, Drainage	3,537,296.00	Other	274,135,132	Other Receivable	9,491,406.00
State Aid Motor Vehicle Fund		Total	274,135,132	TOTAL	42,821,693.00
County Funds	123,635.00	ISSUED AND OUTSTANDING		LIABILITIES RESERVES, AND SURPLUS	
Other Roads and Bndges		School		Cash Liabilities	24,281,654.00
Public Buildings and Grounds	4,523,947.00	Self-liquidating		Reserves For Receivables	3,016,677.00
Other Public Works	3,247,429.00	Other		Surplus Dec. 31,	15,523,362.00
HEALTH AND WELFARE		Total	202,397,000.00	TOTAL	42,821,693.00
County Health Department	557,737.00	Equalized Valuation Basis			
Mental Health Activities	24,943,431.00	for Net Debt Computation	44,209,896,104.00		
Tubercular Patient Care		CAPITAL OUTLAY TOTAL			
County Hospitals, Homes	30,377,520.00	Public Enterprises			
County Aid to Hospitals		Recreation—Culture			
Health Clinics	252,579.00	Public Works			
Mosquito Extermination	1,132,530.00	Buildings and Grounds			
Health Services Except Environmental	7,323,124.00	Library and Education			
County Welfare Board	10,990,635.00	Conservation			
Child Welfare	1,781,438.00	All Other			
Other Welfare Services	358,229.00				
RECREATION AND CONSERVATION					
Parks, Playgrounds, Shade Trees	3,575,292.00				
Land Reclamation and Conservation	433,137.00				
Other Recreational Services					

COUNTY MIDDLESEX

COUNTY SEAT New Brunswick City

Form of Government: Board of Chosen Freeholders 7 Members

Number of Constituent Municipalities 25

Population Census 1980 595,893

Population Census 1990 671,780

Land Area - Square Miles 311.00

Net Value on which County Taxes are Apportioned 42,492,855,574

Tax Rate per \$100 .427

Tax Levy 181,600,000

Distribution of Ratables:

Class	Line Items	Assessed Valuation	% of Valuation
Vacant Land	18,491	1,106,379,000	3.51
Residential	177,246	18,250,153,225	57.82
Farm	1,963	98,063,200	.31
Commercial	7,988	4,494,149,400	14.24
Industrial	2,174	5,990,952,500	18.98
Apartments	691	1,621,798,300	5.14
TOTAL	208,553	31,561,495,625	100.00

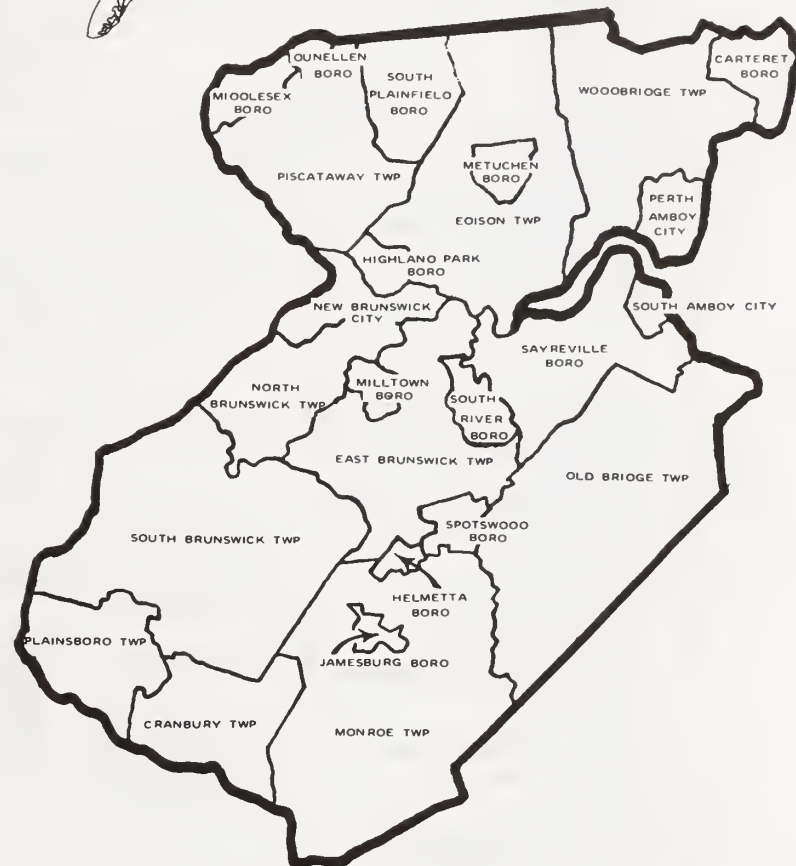
Bond Ratings:

Moody's AAA

Standard & Poors —



MIDDLESEX COUNTY



1300

Population 1980 **503,173**
 Population 1990 **553,124**
 S & P Rating **AA**
 Moody Rating **AA1**
 Land Area **471.57** Sq. Miles

Net Valuation Taxable
 37,330,232,678
 Net Valuation on Which County Taxes
 are apportioned:
 40,284,885,209

MONMOUTH COUNTY - Class 5 -

Form of Government:

Board of Chosen Freeholders

Number of Members on Governing Body - 5

PER CAPITA:

Gross Debt **495.78**
 Net Debt **339.65**
 Debt Service **46.69**
 Total Tax Levy **306.68**
 County Functions: **499.63**

PER CENT:

Gross Debt **.69**
 Net Debt **.47**

EXPENDITURES	EXPENDITURES (cont'd.)	REVENUES REALIZED
GENERAL GOVERNMENT	EDUCATION (excluding schools)	Property Taxes
Governing Body and Public Boards	County Superintendent of Schools	169,630,000.00
County Clerk	Vocational Schools	Financial Business Tax
Financial Administration	County College	Franchise Tax
Board of Taxation	County Extension Services	Bank Corp. Tax
Planning, Housing, Development	Libraries	Other Miscellaneous Taxes
Human Resources	Other Educational Services	State Aid Revenues
Elections	STATUTORY EXPENDITURES	Federal Aid Revenues
General Administration	Pensions and F.I.C.A.	State and Local Fiscal Assistance Act Utilized
JUDICIARY	Employee Fringe Benefits	Institutional Revenues
Superior Court	Other Statutory Expenditures	Courts
Surrogates Office	Ceta & Other Public Employment Programs	County Clerk & Register
Probation Office	COUNTY FUNCTIONS TOTAL	Surrogate
County Clerk (Judicial Functions)	CAPITAL IMPROVEMENTS *MEMO	Sheriff
	DEBT SERVICE	Other Miscellaneous Revenues
	Principal Payments	Other Revenues, Revenue Sharing, Tax Effort
	Interest Payments	TOTAL
	DEFERRED CHARGES	Prior Years Surplus Appropriated
	RESERVE FOR UNCOLLECTED TAXES	REVENUES TOTAL
	EXPENDITURES TOTAL	CURRENT FINANCES DECEMBER 31,
		ASSETS
PUBLIC SAFETY	CAPITAL DEBT AUTHORIZED, DECEMBER 31,	Cash Dec. 31,
Prosecutor's Office	ISSUED AND UNISSUED GROSS DEBT NET DEBT	Taxes Receivable
County Police	School	Emergencies and Other Deferred Charges
Sheriff's Office	Self-liquidating	State Aid Receivable
Civil Defense and Disaster Control	Other	Other Receivable
Environmental Inspection and Control	Total	TOTAL
Weights and Measures		LIABILITIES RESERVES, AND SURPLUS
Correctional and Penal		Cash Liabilities
Other Public Safety		Reserves For Receivables
		Surplus Dec. 31,
		TOTAL
PUBLIC WORKS	ISSUED AND OUTSTANDING	
Roads and Bridges, Streets, Drainage	School	
State Aid Motor Vehicle Fund	Self-liquidating	
County Funds	Other	
Other Roads and Bridges	Total	
Public Buildings and Grounds		
Other Public Works		
HEALTH AND WELFARE	Equalized Valuation Basis	
County Health Department	for Net Debt Computation	
Mental Health Activities	CAPITAL OUTLAY TOTAL	
Tubercular Patient Care	Public Enterprises	
County Hospitals, Homes	Recreation—Culture	
County Aid to Hospitals	Public Works	
Health Clinics	Buildings and Grounds	
Mosquito Extermination	Library and Education	
Health Services Except Environmental	Conservation	
County Welfare Board	All Other	
Child Welfare		
Other Welfare Services		
RECREATION AND CONSERVATION		
Parks, Playgrounds, Shade Trees		
Land Reclamation and Conservation		
Other Recreational Services		

COUNTY MONMOUTH

COUNTY SEAT Freehold Borough

Form of Government: Board of Chosen Freeholders 5 Members

Number of Constituent Municipalities 53

Population Census 1980 503,173

Population Census 1990 553,124

Land Area - Square Miles 471.57

Net Value on which County Taxes are Apportioned 40,284,885,209

Tax Rate per \$100 .421

Tax Levy 169,630,000

Distribution of Ratables:

Class	Line Items	Assessed Valuation	% of Valuation
Vacant Land	20,599	1,469,915,572	3.97
Residential	170,131	28,417,258,569	76.79
Farm	4,662	482,766,825	1.30
Commercial	8,550	4,950,703,835	13.38
Industrial	488	900,999,800	2.43
Apartments	1,045	786,474,726	2.13
TOTAL	205,475	37,008,119,327	100.00

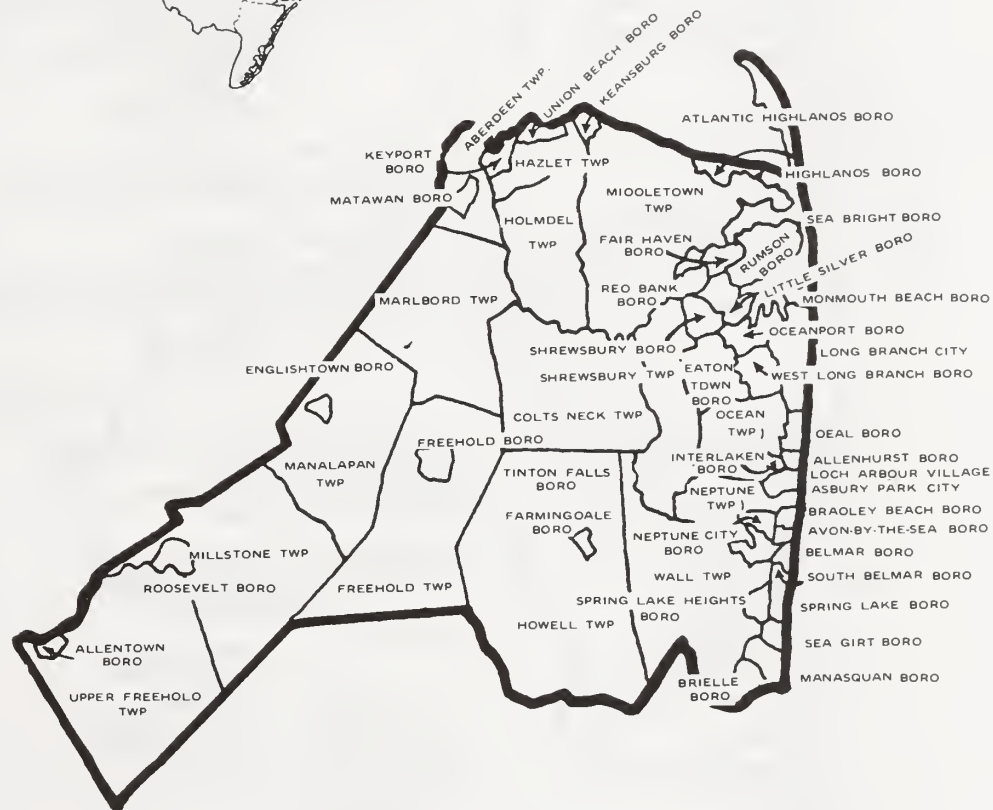
Bond Ratings:

Moody's AA1

Standard & Poors AA



MONMOUTH COUNTY



1400

Population 1980 407,630
 Population 1990 421,353
 S & P Rating AAA
 Moody Rating AAA
 Land Area 470.24 Sq. Miles 39,976,731,320

Net Valuation Taxable 27,316,740,452
 Net Valuation on Which County Taxes are apportioned:

MORRIS COUNTY - Class 2 -
 Form of Government:
Board of Chosen Freeholders
 Number of Members on Governing Body - 7

PER CAPITA: PER CENT:
 Gross Debt 413.29 Gross Debt .44
 Net Debt 407.51 Net Debt .43
 Debt Service 44.72
 Total Tax Levy 278.34
 County Functions: 400.31

EXPENDITURES	EXPENDITURES (cont'd.)	REVENUES REALIZED
GENERAL GOVERNMENT	EDUCATION (excluding schools)	Property Taxes 117,279,270.00
Governing Body and Public Boards 1,555,323.00	County Superintendent of Schools 189,208.00	Financial Business Tax
County Clerk 1,312,250.00	Vocational Schools 3,381,688.00	Franchise Tax
Financial Administration 1,567,371.27	County College 8,980,978.50	Bank Corp. Tax
Board of Taxation 144,000.00	County Extension Services 307,495.00	Other Miscellaneous Taxes
Planning, Housing, Development 3,981,347.69	Libraries 2,563,335.00	State Aid Revenues 18,316,850.43
Human Resources 5,205,595.00	Other Educational Services 379,565.00	Federal Aid Revenues 1,885,317.00
Elections 1,677,940.00	STATUTORY EXPENDITURES	State and Local Fiscal Assistance Act Utilized
General Administration 5,851,343.00	Pensions and F.I.C.A. 8,236,770.00	Institutional Revenues 12,847,255.93
JUDICIARY	Employee Fringe Benefits 13,615,000.00	Courts 264,903.56
Superior Court 6,026,150.00	Other Statutory Expenditures	County Clerk & Register 4,319,298.07
Surrogates Office 392,582.00	Ceta & Other Public Employment Programs	Surrogate 253,820.71
Probation Office 3,714,045.00	COUNTY FUNCTIONS TOTAL 149,553,231.19	Sheriff 356,190.63
County Clerk (Judicial Functions)	CAPITAL IMPROVEMENTS *MEMO 2,325,000.00	Other Miscellaneous Revenues 11,518,397.59
PUBLIC SAFETY	DEBT SERVICE	Other Revenues, Revenue Sharing, Tax Effort
Prosecutor's Office 5,984,920.00	Principal Payments 12,712,804.79	TOTAL 167,041,304.02
County Police 7,086,728.00	Interest Payments 6,129,031.75	Prior Years Surplus Appropriated 12,575,000.00
Shenff's Office	DEFERRED CHARGES 487,554.00	REVENUES TOTAL 179,616,304.02
Civil Defense and Disaster Control	RESERVE FOR UNCOLLECTED TAXES	CURRENT FINANCES DECEMBER 31,
Environmental Inspection and Control 350.00	EXPENDITURES TOTAL 159,882,621.73	ASSETS
Weights and Measures	CAPITAL DEBT AUTHORIZED, DECEMBER 31,	Cash Dec. 31, 23,743,625.60
Correctional and Penal 7,715,730.00	ISSUED AND UNISSUED GROSS DEBT NET DEBT	Taxes Receivable 485,580.00
Other Public Safety 279,710.00	School	Emergencies and Other Deferred Charges
	Self-liquidating	State Aid Receivable
	Other 174,143,073	Other Receivable 2,273,336.84
	Total 174,143,073	TOTAL 26,502,540.44
	ISSUED AND OUTSTANDING	LIABILITIES RESERVES, AND SURPLUS
	School	Cash Liabilities 11,553,111.06
	Self-liquidating	Reserves For Receivables 2,758,914.84
	Other 110,340,555.95	Surplus Dec. 31, 12,085,514.56
	Total 110,340,555.95	TOTAL 26,502,540.44
	Equalized Valuation Basis	
	for Net Debt Computation 39,638,205,769.00	
	CAPITAL OUTLAY TOTAL	
	Public Enterprises	
	Recreation—Culture	
	Public Works	
	Buildings and Grounds	
	Library and Education	
	Conservation	
	All Other	
	NOT AVAILABLE	
PUBLIC WORKS		
Roads and Bridges, Streets, Drainage 3,662,300.00		
State Aid Motor Vehicle Fund 12,000.00		
County Funds 4,991,930.00		
Other Roads and Bridges		
Public Buildings and Grounds		
Other Public Works 25,000.00		
HEALTH AND WELFARE		
County Health Department		
Mental Health Activities 12,126,764.00		
Tubercular Patient Care		
County Hospitals, Homes		
County Aid to Hospitals 1,840,145.00		
Health Clinics 55,000.00		
Mosquito Extermination 1,222,219.73		
Health Services Except Environmental 3,306,053.00		
County Welfare Board 23,967,754.00		
Child Welfare 209,230.00		
Other Welfare Services		
RECREATION AND CONSERVATION		
Parks, Playgrounds, Shade Trees 7,981,350.00		
Land Reclamation and Conservation		
Other Recreational Services		

COUNTY MORRIS

COUNTY SEAT Morristown Town

Form of Government: Board of Chosen Freeholders 7 Members

Number of Constituent Municipalities 39

Population Census 1980 407,630

Population Census 1990 421,353

Land Area - Square Miles 470.24

Net Value on which County Taxes are Apportioned 39,976,731,320

Tax Rate per \$100 .293

Tax Levy 117,279,270

Distribution of Ratables:

Class	Line Items	Assessed Valuation	% of Valuation
Vacant Land	14,897	1,070,434,115	3.95
Residential	124,620	18,468,560,313	68.17
Farm	1,926	180,200,696	.67
Commercial	6,186	5,004,948,574	18.47
Industrial	898	1,730,359,846	6.39
Apartments	318	636,811,149	2.35
TOTAL	148,845	27,091,314,693	100.00

Bond Ratings:

Moody's AAA

Standard & Poors AAA



MORRIS COUNTY



1500

Population 1980 **346,038**
 Population 1990 **433,203**
 S & P Rating
 Moody Rating **AA**
 Land Area **637.09** Sq. Miles

Net Valuation Taxable
28,210,430,248
 Net Valuation on Which County Taxes
 are apportioned:
32,646,836,040

OCEAN COUNTY - Class 5 -
 Form of Government:
Board of Chosen Freeholders
 Number of Members on Governing Body - 5

PER CAPITA:

Gross Debt **637.31**
 Net Debt **631.63**
 Debt Service **59.05**
 Total Tax Levy **288.75**
 County Functions: **421.03**

PER CENT:

Gross Debt **.91**
 Net Debt **.90**

EXPENDITURES		EXPENDITURES (cont'd.)		REVENUES REALIZED	
GENERAL GOVERNMENT		EDUCATION (excluding schools)		Property Taxes	
Governing Body and Public Boards	1,375,730.00	County Superintendent of Schools	197,000.00		125,086,638.00
County Clerk	1,157,300.00	Vocational Schools	7,447,000.00	Financial Business Tax	
Financial Administration	1,456,721.00	County College	7,368,000.00	Franchise Tax	
Board of Taxation	393,000.00	County Extension Services	238,500.00	Bank Corp. Tax	
Planning, Housing, Development	4,647,441.00	Libraries	1,180.00	Other Miscellaneous Taxes	
Human Resources	5,233,553.00	Other Educational Services	859,152.00	State Aid Revenues	23,254,970.19
Elections	1,499,800.00	STATUTORY EXPENDITURES		Federal Aid Revenues	
General Administration	13,663,299.00	Pensions and F.I.C.A.	6,968,524.00	State and Local Fiscal Assistance Act Utilized	
JUDICIARY		Employee Fringe Benefits	14,035,000.00	Institutional Revenues	
Superior Court	5,131,167.00	Other Statutory Expenditures		Courts	318,818.30
Surrogates Office	467,150.00	Ceta & Other Public Employment Programs		County Clerk & Register	3,186,438.43
Probation Office	3,349,600.00	COUNTY FUNCTIONS TOTAL		Surrogate	438,542.59
County Clerk (Judicial Functions)	40,000.00	CAPITAL IMPROVEMENTS *MEMO		Sheriff	515,845.67
		DEBT SERVICE		Other Miscellaneous Revenues	21,323,674.06
		Principal Payments	12,695,275.00	Other Revenues, Revenue Sharing, Tax Effort	
		Interest Payments	12,452,036.88	TOTAL	174,104,977.24
		DEFERRED CHARGES		Prior Years Surplus Appropriated	10,000,000.00
		RESERVE FOR UNCOLLECTED TAXES		REVENUES TOTAL	184,104,977.24
		EXPENDITURES TOTAL		CURRENT FINANCES DECEMBER 31,	
		132,411,183.64		ASSETS	
PUBLIC SAFETY		CAPITAL DEBT AUTHORIZED, DECEMBER 31,		Cash Dec. 31,	
Prosecutor's Office	4,890,200.00	ISSUED AND UNISSUED	GROSS DEBT	NET DEBT	54,113,341.02
County Police	185,372.00	School			742,706.09
Sheriff's Office	5,692,243.00	Self-liquidating			
Civil Defense and Disaster Control	25,000.00	Other	297,745,750	295,284,933	
Environmental Inspection and Control	454,000.00	Total	297,745,750	295,284,933	
Weights and Measures	67,745.00	ISSUED AND OUTSTANDING		Emergencies and Other Deferred Charges	
Correctional and Penal	7,911,000.00	School			19,340,689.63
Other Public Safety	120,000.00	Self-liquidating			74,196,736.79
		Other			
		Total			TOTAL
		CAPITAL DEBT AUTHORIZED, DECEMBER 31,		LIABILITIES RESERVES, AND SURPLUS	
		ISSUED AND UNISSUED	GROSS DEBT	NET DEBT	Cash Liabilities
		School			37,148,086.72
		Self-liquidating			Reserves For Receivables
		Other	297,745,750	295,284,933	20,083,393.77
		Total	297,745,750	295,284,933	Surplus Dec. 31,
		ISSUED AND OUTSTANDING		16,965,254.30	
		School			TOTAL
		Self-liquidating			74,196,736.79
		Other			
		Total			
		Equalized Valuation Basis			
		for Net Debt Computation		32,565,074,950.00	
		CAPITAL OUTLAY TOTAL		NOT AVAILABLE	
		Public Enterprises			
		Recreation—Culture			
		Public Works			
		Buildings and Grounds			
		Library and Education			
		Conservation			
		All Other			
		RECREATION AND CONSERVATION			
Parks, Playgrounds, Shade Trees	2,544,091.00				
Land Reclamation and Conservation	530,422.00				
Other Recreational Services	972,250.00				

COUNTY OCEAN

COUNTY SEAT Toms River

Form of Government: Board of Chosen Freeholders 5 Members

Number of Constituent Municipalities 33

Population Census 1980 346,038

Population Census 1990 433,203

Land Area - Square Miles 637.09

Net Value on which County Taxes are Apportioned 32,646,836,040

Tax Rate per \$100 .383

Tax Levy 125,086,688

Distribution of Ratables:

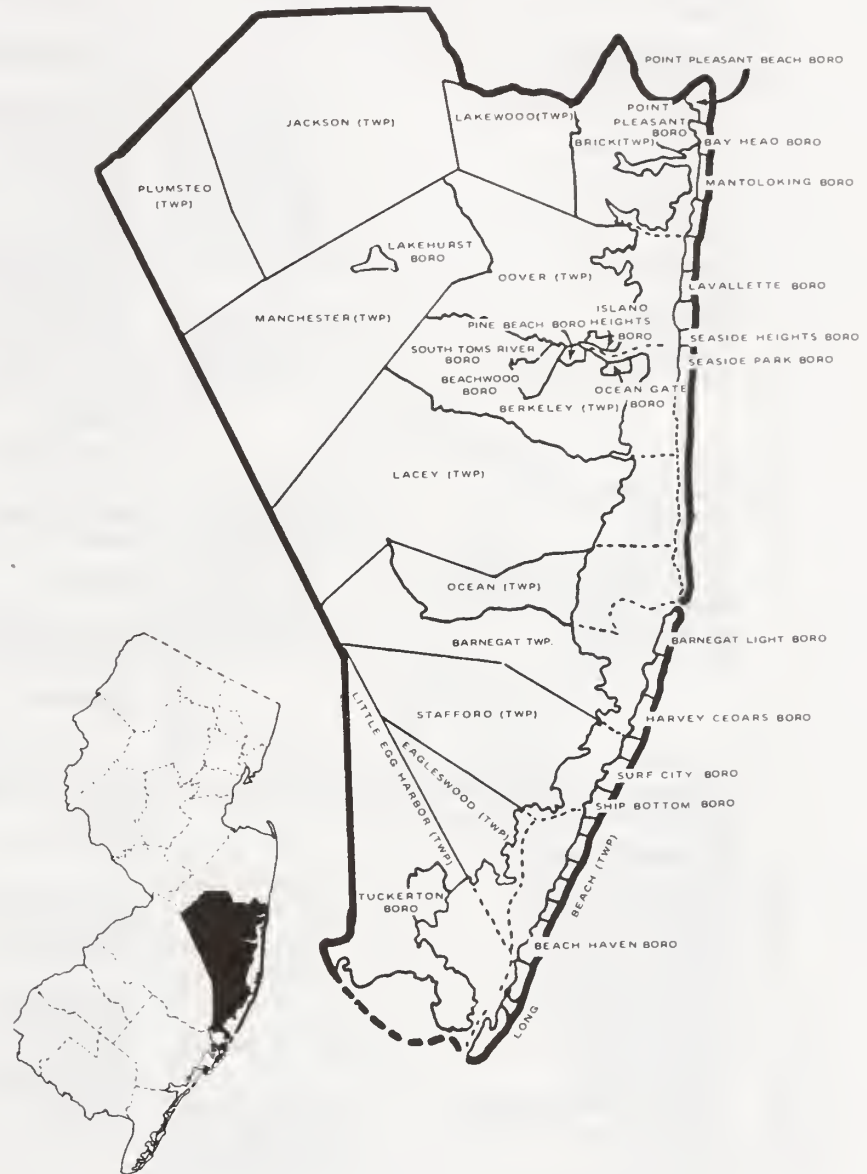
Class	Line Items	Assessed Valuation	% of Valuation
Vacant Land	55,877	1,699,128,241	6.06
Residential	194,289	22,855,421,750	81.56
Farm	813	44,509,177	.16
Commercial	5,642	2,636,277,287	9.41
Industrial	464	438,026,700	1.56
Apartments	399	349,991,500	1.25
TOTAL	257,484	28,023,354,655	100.00

Bond Ratings:

Moody's AA

Standard & Poors --

OCEAN COUNTY



1600

Population 1980 447,585
 Population 1990 453,060
 S & P Rating
 Moody Rating AAA
 Land Area 192.01 Sq. Miles

Net Valuation Taxable 20,568,327,442
 Net Valuation on Which County Taxes are apportioned: 24,571,567,227

PASSAIC COUNTY - Class 2 -
 Form of Government:
 Board of Chosen Freeholders
 Number of Members on Governing Body - 7

PER CAPITA:
 Gross Debt 506.86
 Net Debt 463.90
 Debt Service 43.98
 Total Tax Levy 261.17
 County Functions: 491.47

PER CENT:
 Gross Debt .95
 Net Debt .87

EXPENDITURES		EXPENDITURES (cont'd.)		REVENUES REALIZED	
GENERAL GOVERNMENT		EDUCATION (excluding schools)		Property Taxes	
Governing Body and Public Boards	413,650.00	County Superintendent of Schools	263,100.00	118,327,500.00	
County Clerk	1,513,800.00	Vocational Schools	2,800,000.00	Financial Business Tax	
Financial Administration	1,113,600.00	County College	5,931,000.00	Franchise Tax	
Board of Taxation	319,000.00	County Extension Services	103,000.00	Bank Corp. Tax	
Planning, Housing, Development	381,300.00	Libraries		Other Miscellaneous Taxes	
Human Resources	5,827,935.00	Other Educational Services	325,000.00	State Aid Revenues	
Elections	1,341,700.00	STATUTORY EXPENDITURES		Federal Aid Revenues	
General Administration	11,292,581.89	Pensions and F.I.C.A.	13,674,000.00	State and Local Fiscal Assistance Act Utilized	
JUDICIARY		Employee Fringe Benefits	19,428,700.00	Institutional Revenues	
Superior Court	9,000,600.00	Other Statutory Expenditures	300,000.00	Courts	
Surrogates Office	599,800.00	Ceta & Other Public Employment Programs		County Clerk & Register	
Probation Office	7,486,375.00	COUNTY FUNCTIONS TOTAL		Surrogate	
County Clerk (Judicial Functions)	530,400.00	CAPITAL IMPROVEMENTS	MEMO 950,000.00	Sheriff	
PUBLIC SAFETY		DEBT SERVICE		Other Miscellaneous Revenues	
Prosecutor's Office	9,047,400.00	Principal Payments	9,446,000.00	Other Revenues, Revenue Sharing, Tax Effort	
County Police	5,699,572.00	Interest Payments	9,121,513.22	TOTAL	
Sheriff's Office	3,985,600.00	DEFERRED CHARGES	5,682,204.13	Prior Years Surplus Appropriated	
Civil Defense and Disaster Control	164,700.00	RESERVE FOR UNCOLLECTED TAXES		REVENUES TOTAL	
Environmental Inspection and Control	25,243.00	EXPENDITURES TOTAL	222,656,873.24	CURRENT FINANCES DECEMBER 31,	
Weights and Measures	172,200.00	CAPITAL DEBT AUTHORIZED, DECEMBER 31,		ASSETS	
Correctional and Penal	19,635,000.00	ISSUED AND UNISSUED	GROSS DEBT	Cash Dec. 31,	
Other Public Safety	437,800.00	School		Taxes Receivable	
PUBLIC WORKS		Self-liquidating		Emergencies and Other Deferred Charges	
Roads and Bridges, Streets, Drainage	2,810,100.00	Other	229,639,692	State Aid Receivable	
State Aid Motor Vehicle Fund		Total	229,639,692	Other Receivable	
County Funds		ISSUED AND OUTSTANDING		TOTAL	
Other Roads and Bridges		School		LIABILITIES RESERVES, AND SURPLUS	
Public Buildings and Grounds	3,643,000.00	Self-liquidating		Cash Liabilities	
Other Public Works	1,272,777.00	Other	206,755,000.00	Reserves For Receivables	
HEALTH AND WELFARE		Total	206,755,000.00	Surplus Dec. 31,	
County Health Department	347,800.00	Equalized Valuation Basis		TOTAL	
Mental Health Activities	21,793,102.00	for Net Debt Computation	24,173,983,880.00	CAPITAL OUTLAY TOTAL	
Tubercular Patient Care		CAPITAL OUTLAY		Public Enterprises	
County Hospitals, Homes		Public		Recreation—Culture	
County Aid to Hospitals	19,293,000.00	Public Works		Public Works	
Health Clinics		Buildings and Grounds		Buildings and Grounds	
Mosquito Extermination		Library and Education		Library and Education	
Health Services Except Environmental	1,680,179.00	Conservation		Conservation	
County Welfare Board	20,572,853.00	All Other		All Other	
Child Welfare	1,333,555.00			NOT AVAILABLE	
Other Welfare Services	1,013,900.00				
RECREATION AND CONSERVATION					
Parks, Playgrounds, Shade Trees	10,000.00				
Land Reclamation and Conservation	23,422.00				
Other Recreational Services	745,300.00				

COUNTY PASSAIC

COUNTY SEAT Paterson City

Form of Government: Board of Chosen Freeholders 7 Members

Number of Constituent Municipalities 16

Population Census 1980 447,585

Population Census 1990 453,060

Land Area - Square Miles 192.01

Net Value on which County Taxes are Apportioned 24,571,567,227

Tax Rate per \$100 .431

Tax Levy 118,327,500

Distribution of Ratables:

Class	Line Items	Assessed Valuation	% of Valuation
Vacant Land	8,774	638,000,898	3.12
Residential	99,244	14,027,902,580	68.62
Farm	283	18,432,434	.09
Commercial	7,073	3,389,277,738	16.58
Industrial	1,487	1,811,544,136	8.86
Apartments	1,064	557,948,420	2.73
TOTAL	117,925	20,443,106,206	100.00

Bond Ratings:

Moody's AAA

Standard & Poors --



PASSAIC COUNTY



1700
 Population 1980 64,676 Net Valuation Taxable
 Population 1990 65,294 1,547,072,474
 S & P Rating A Net Valuation on Which County Taxes
 Moody Rating A are apportioned:
 Land Area 346.56 Sq. Miles 2,747,183,481

SALEM COUNTY - Class 3 -
 Form of Government:
 Board of Chosen Freeholders
 Number of Members on Governing Body - 7

PER CAPITA: Gross Debt 130.21 PER CENT: Gross Debt .34
 Net Debt 109.49 Net Debt .29
 Debt Service 19.97
 Total Tax Levy 330.21
 County Functions: 613.92

EXPENDITURES		EXPENDITURES (cont'd.)		REVENUES REALIZED	
GENERAL GOVERNMENT		EDUCATION (excluding schools)		Property Taxes	21,560,809.00
Governing Body and Public Boards	927,000.00	County Superintendent of Schools	117,310.00	Financial Business Tax	
County Clerk	211,310.00	Vocational Schools	1,060,000.00	Franchise Tax	
Financial Administration	2,250,672.50	County College	1,700,000.00	Bank Corp. Tax	
Board of Taxation	73,050.00	County Extension Services	161,600.00	Other Miscellaneous Taxes	
Planning, Housing, Development	530,100.00	Libraries		State Aid Revenues	8,308,191.79
Human Resources	1,297,985.62	Other Educational Services	326,550.00	Federal Aid Revenues	672,438.00
Elections	225,700.00	STATUTORY EXPENDITURES		State and Local Fiscal Assistance Act Utilized	
General Administration	3,283,308.98	Pensions and F.I.C.A.	1,476,201.00	Institutional Revenues	3,668,627.15
JUDICIARY		Employee Fringe Benefits	1,940,000.00	Courts	46,655.48
Superior Court	470,043.00	Other Statutory Expenditures		County Clerk & Register	297,877.38
Surrogates Office	113,700.00	Ceta & Other Public Employment Programs		Surrogate	46,352.48
Probation Office		COUNTY FUNCTIONS TOTAL	38,473,799.72	Sheriff	38,808.49
County Clerk (Judicial Functions)	80,500.00	CAPITAL IMPROVEMENTS *MEMO		Other Miscellaneous Revenues	6,070,102.91
PUBLIC SAFETY		DEBT SERVICE		Other Revenues, Revenue Sharing, Tax Effort	
Prosecutor's Office	1,160,000.00	Principal Payments	815,000.00	TOTAL	40,709,362.68
County Police	23,995.00	Interest Payments	488,777.38	Prior Years Surplus Appropriated	1,309,396.06
Sheriff's Office	619,600.00	DEFERRED CHARGES	307,844.94	REVENUES TOTAL	42,019,258.74
Civil Defense and Disaster Control	513,549.00	RESERVE FOR UNCOLLECTED TAXES		CURRENT FINANCES DECEMBER 31,	
Environmental Inspection and Control		EXPENDITURES TOTAL	40,085,422.04	ASSETS	
Weights and Measures	55,000.00	CAPITAL DEBT AUTHORIZED, DECEMBER 31,		Cash Dec. 31,	5,338,657.36
Correctional and Penal	3,471,000.00	ISSUED AND UNISSUED GROSS DEBT		Taxes Receivable	153,395.38
Other Public Safety	50,500.00	School		Emergencies and Other Deferred Charges	465,000.00
PUBLIC WORKS		Self-liquidating		State Aid Receivable	
Roads and Bridges, Streets, Drainage	2,413,830.00	Other	8,501,700	Other Receivable	5,153,952.49
State Aid Motor Vehicle Fund		Total	8,501,700	TOTAL	11,111,005.23
County Funds	1,150,000.00	ISSUED AND OUTSTANDING		LIABILITIES RESERVES, AND SURPLUS	
Other Roads and Bridges		School		Cash Liabilities	7,973,533.00
Public Buildings and Grounds	2,035,580.00	Self-liquidating		Reserves For Receivables	178,154.34
Other Public Works	229,000.00	Other		Surplus Dec. 31,	2,959,312.39
HEALTH AND WELFARE		Total	6,816,000.00	TOTAL	11,111,005.23
County Health Department	74,000.00	Equalized Valuation Basis			
Mental Health Activities	3,198,280.00	for Net Debt Computation	2,472,416,737.00		
Tubercular Patient Care	2,500.00	CAPITAL OUTLAY TOTAL			
County Hospitals, Homes	3,240,000.00	Public Enterprises			
County Aid to Hospitals	73,000.00	Recreation—Culture			
Health Clinics		Public Works			
Mosquito Extermination	250,000.00	Buildings and Grounds			
Health Services Except Environmental	734,365.62	Library and Education			
County Welfare Board	2,335,194.00	Conservation			
Child Welfare	1,750.00	All Other			
Other Welfare Services	133,175.00	NOT AVAILABLE			
RECREATION AND CONSERVATION					
Parks, Playgrounds, Shade Trees					
Land Reclamation and Conservation	332,442.00				
Other Recreational Services	3,500.00				

COUNTY SALEM

COUNTY SEAT Salem City

Form of Government: Board of Chosen Freeholders 7 Members

Number of Constituent Municipalities 15

Population Census 1980 64,676

Population Census 1990 65,294

Land Area - Square Miles 346.56

Net Value on which County Taxes are Apportioned 2,747,183,481

Tax Rate per \$100 .785

Tax Levy 21,560,809

Distribution of Ratables:

Class	Line Items	Assessed Valuation	% of Valuation
Vacant Land	5,657	49,284,680	3.23
Residential	18,229	894,104,706	58.62
Farm	5,635	176,988,310	11.60
Commercial	1,127	187,518,935	12.29
Industrial	47	188,514,766	12.36
Apartments	57	28,913,700	1.90
<hr/>			
TOTAL	30,752	1,525,325,097	100.00

Bond Ratings:

Moody's A

Standard & Poors A



SALEM COUNTY



1833

Population 1980 203,129
 Population 1990 240,279
 S & P Rating AAA
 Moody Rating AAA
 Land Area 305.55 Sq. Miles

Net Valuation Taxable 16,311,771,393
 Net Valuation on Which County Taxes are apportioned: 22,790,340,700

SOMERSET COUNTY - CLASS 3 -
 Form of Government:
Board of Chosen Freeholders
 Number of Members on Governing Body - 5

PER CAPITA:

Gross Debt 648.16
 Net Debt 641.72
 Debt Service 105.23
 Total Tax Levy 377.55
 County Functions: 535.45

PER CENT:

Gross Debt .69
 Net Debt .68

EXPENDITURES		EXPENDITURES (cont'd.)		REVENUES REALIZED	
GENERAL GOVERNMENT		EDUCATION (excluding schools)		Property Taxes	91,200,000.00
Governing Body and Public Boards	2,619,244.00	County Superintendent of Schools	203,122.59	Financial Business Tax	
County Clerk	981,933.13	Vocational Schools	5,965,000.00	Franchise Tax	
Financial Administration	634,874.87	County College	5,141,456.00	Bank Corp. Tax	
Board of Taxation	173,501.60	County Extension Services	391,103.86	Other Miscellaneous Taxes	
Planning, Housing, Development	735,950.88	Libraries		State Aid Revenues	15,666,957.79
Human Resources	676,452.29	Other Educational Services	703,559.98	Federal Aid Revenues	
Elections	765,108.32	STATUTORY EXPENDITURES		State and Local Fiscal Assistance Act Utilized	
General Administration	6,331,575.71	Pensions and F.I.C.A.	3,512,077.76	Institutional Revenues	137,490.45
JUDICIARY		Employee Fringe Benefits	5,915,000.00	Courts	160,876.12
Superior Court	2,329,960.54	Other Statutory Expenditures		County Clerk & Register	2,611,307.90
Surrogates Office	319,131.32	Ceta & Other Public Employment Programs		Surrogate	144,484.39
Probation Office	4,314,181.00	COUNTY FUNCTIONS TOTAL	102,307,651.87	Sheriff	395,298.22
County Clerk (Judicial Functions)	421,501.09	CAPITAL IMPROVEMENTS *MEMO	2,000,000.00	Other Miscellaneous Revenues	10,413,421.29
PUBLIC SAFETY		DEBT SERVICE		Other Revenues, Revenue Sharing, Tax Effort	
Prosecutor's Office	5,116,431.76	Principal Payments	17,273,400.00	TOTAL	120,729,826.16
County Police	30,075.91	Interest Payments	8,023,334.10	Prior Years Surplus Appropriated	24,522,064.00
Sheriff's Office	2,358,978.94	DEFERRED CHARGES	1,052,579.09	REVENUES TOTAL	145,251,890.16
Civil Defense and Disaster Control	212,523.15	RESERVE FOR UNCOLLECTED TAXES		CURRENT FINANCES DECEMBER 31,	
Environmental Inspection and Control	5,000.00	EXPENDITURES TOTAL	128,656,965.06	ASSETS	
Weights and Measures	70,712.00	CAPITAL DEBT AUTHORIZED, DECEMBER 31,		Cash Dec. 31,	42,031,813.42
Correctional and Penal	6,391,915.15	ISSUED AND UNISSUED		Taxes Receivable	
Other Public Safety		School		Emergencies and Other Deferred Charges	
		Self-liquidating		State Aid Receivable	
		Other	155,740,000	Other Receivable	4,515,372.21
		Total	155,740,000	TOTAL	46,547,185.63
		NET DEBT		LIABILITIES RESERVES, AND SURPLUS	
		School		Cash Liabilities	14,259,839.92
		Self-liquidating		Reserves For Receivables	4,515,372.21
		Other	154,190,953	Surplus Dec. 31,	27,771,973.50
		Total	154,190,953	TOTAL	46,547,185.63
PUBLIC WORKS		ISSUED AND OUTSTANDING			
Roads and Bridges, Streets, Drainage	2,393,841.73	School			
State Aid Motor Vehicle Fund		Self-liquidating			
County Funds	3,910,666.77	Other	137,933,000.00		
Other Roads and Bridges		Total	137,933,000.00		
Public Buildings and Grounds	4,842,461.56	Equalized Valuation Basis			
Other Public Works		for Net Debt Computation	22,612,939,912.00		
HEALTH AND WELFARE		CAPITAL OUTLAY TOTAL			
County Health Department	214,324.68	Public Enterprises			
Mental Health Activities	10,958,885.01	Recreation—Culture			
Tubercular Patient Care		Public Works			
County Hospitals, Homes		Buildings and Grounds			
County Aid to Hospitals		Library and Education			
Health Clinics		Conservation			
Mosquito Extermination	116,339.81	All Other	NOT AVAILABLE		
Health Services Except Environmental	9,662,645.87				
County Welfare Board	7,703,488.64				
Child Welfare	465,735.00				
Other Welfare Services	200,630.00				
RECREATION AND CONSERVATION					
Parks, Playgrounds, Shade Trees	3,929,470.00				
Land Reclamation and Conservation	325,385.00				
Other Recreational Services	3,400.00				

COUNTY SOMERSET

COUNTY SEAT Somerville Borough

Form of Government: Board of Chosen Freeholders 5 Members

Number of Constituent Municipalities 21

Population Census 1980 203,129

Population Census 1990 240,279

Land Area - Square Miles 305.55

Net Value on which County Taxes are Apportioned 22,790,340,700

Tax Rate \$100 .400

Tax Levy 91,200,000

Distribution of Ratables:

Class	Line Items	Assessed Valuation	% of Valuation
Vacant Land	8,837	544,520,907	3.36
Residential	79,079	10,890,877,675	67.21
Farm	2,708	307,179,648	1.90
Commercial	3,363	3,170,488,293	19.57
Industrial	569	1,065,304,600	6.57
Apartments	409	224,780,980	1.39
<hr/>			
TOTAL	94,965	16,203,152,103	100.00

Bond Ratings:

Moody's AAA

Standard & Poors AAA



SOMERSET COUNTY



1990

Population 1980 116,119
 Population 1990 130,943
 S & P Rating A+
 Moody Rating AAA
 Land Area 526.59 Sq. Miles

Net Valuation Taxable 6,637,731,710
 Net Valuation on Which County Taxes are apportioned: 8,465,928,610

SUSSEX COUNTY - Class 3 -
 Form of Government:
Board of Chosen Freeholders
 Number of Members on Governing Body - 3

PER CAPITA:

Gross Debt 488.44
 Net Debt 484.77
 Debt Service 33.63
 Total Tax Levy 233.74
 County Functions: 382.65

PER CENT:

Gross Debt .76
 Net Debt .76

EXPENDITURES		EXPENDITURES (cont'd.)		REVENUES REALIZED	
GENERAL GOVERNMENT		EDUCATION (excluding schools)		Property Taxes	30,606,983.00
Governing Body and Public Boards	633,689.00	County Superintendent of Schools	100,685.00	Financial Business Tax	
County Clerk	297,233.00	Vocational Schools	4,419,931.00	Franchise Tax	111,002.53
Financial Administration	721,513.00	County College	1,997,248.00	Bank Corp. Tax	
Board of Taxation	155,372.00	County Extension Services	137,672.00	Other Miscellaneous Taxes	
Planning, Housing, Development	476,722.00	Libraries		State Aid Revenues	6,122,712.80
Human Resources	758,929.00	Other Educational Services	49,500.00	Federal Aid Revenues	
Elections	443,924.00	STATUTORY EXPENDITURES		State and Local Fiscal Assistance Act Utilized	
General Administration	2,462,879.00	Pensions and F.I.C.A.	2,447,965.41	Institutional Revenues	3,900,801.00
JUDICIARY		Employee Fringe Benefits	3,286,683.00	Courts	109,302.25
Superior Court	1,977,202.00	Other Statutory Expenditures		County Clerk & Register	983,626.39
Surrogates Office	213,657.00	Ceta & Other Public Employment Programs		Surrogate	58,704.32
Probation Office	552,908.00	COUNTY FUNCTIONS TOTAL	45,576,293.21	Sheriff	182,234.33
County Clerk (Judicial Functions)		CAPITAL IMPROVEMENTS *MEMO		Other Miscellaneous Revenues	3,462,317.27
		DEBT SERVICE		Other Revenues, Revenue Sharing, Tax Effort	
		Principal Payments	1,990,000.00	TOTAL	45,537,693.39
		Interest Payments	2,413,325.00	Prior Years Surplus Appropriated	5,123,159.37
		DEFERRED CHARGES	125,554.59	REVENUES TOTAL	50,660,343.25
		RESERVE FOR UNCOLLECTED TAXES			
		EXPENDITURES TOTAL	50,105,172.80	CURRENT FINANCES DECEMBER 31,	
				ASSETS	
PUBLIC SAFETY		CAPITAL DEBT AUTHORIZED, DECEMBER 31,		Cash Dec. 31,	9,961,303.94
Prosecutor's Office	2,272,011.00	ISSUED AND UNISSUED	GROSS DEBT	Taxes Receivable	196,118.38
County Police	676,978.00	School		Emergencies and Other Deferred Charges	75,666.34
Sheriff's Office	1,370,429.00	Self-liquidating		State Aid Receivable	
Civil Defense and Disaster Control	79,955.00	Other	63,958,275	Other Receivable	853,719.27
Environmental Inspection and Control		Total	63,958,275	TOTAL	11,086,803.43
Weights and Measures	225,335.00			LIABILITIES RESERVES, AND SURPLUS	
Correctional and Penal	3,749,650.00	ISSUED AND OUTSTANDING		Cash Liabilities	5,150,096.50
Other Public Safety	33,237.00	School		Reserves For Receivables	1,049,937.65
		Self-liquidating		Surplus Dec. 31,	4,336,874.29
		Other		TOTAL	11,086,803.43
		Total	63,958,275		
PUBLIC WORKS		Equalized Valuation Basis			
Roads and Bridges, Streets, Drainage	584,248.00	for Net Debt Computation	8,373,012,639.00		
State Aid Motor Vehicle Fund		CAPITAL OUTLAY TOTAL			
County Funds	4,134,475.00	Public Enterprises			
Other Roads and Bridges		Recreation—Culture			
Public Buildings and Grounds	1,539,831.00	Public Works			
Other Public Works	173,055.00	Buildings and Grounds			
HEALTH AND WELFARE		Library and Education			
County Health Department	242,335.00	Conservation			
Mental Health Activities	1,230,727.00	All Other			
Tubercular Patient Care					
County Hospitals, Homes	3,302,480.00				
County Aid to Hospitals					
Health Clinics	55,367.00				
Mosquito Extermination	69,417.00				
Health Services Except Environmental	2,519,311.80				
County Welfare Board	1,601,144.00				
Child Welfare					
Other Welfare Services	9,140.00				
RECREATION AND CONSERVATION					
Parks, Playgrounds, Shade Trees	117,845.00				
Land Reclamation and Conservation	412,850.00				
Other Recreational Services	38,700.00				

COUNTY SUSSEX

COUNTY SEAT Newton Town

Form of Government: Board of Chosen Freeholders 3 Members

Number of Constituent Municipalities 24

Population Census 1980 116,119

Population Census 1990 130,943

Land Area - Square Miles 526.09

Net Value on which County Taxes are Apportioned 8,465,928,610

Tax Rate per \$100 .361

Tax Levy 30,606,983

Distribution of Ratables:

Class	Line Items	Assessed Valuation	% of Valuation
Vacant Land	15,877	401,521,413	6.08
Residential	46,334	5,080,581,392	76.92
Farm	5,076	281,235,366	4.26
Commercial	2,015	682,864,078	10.34
Industrial	171	99,110,400	1.50
Apartments	102	59,583,516	.90
TOTAL		6,604,896,165	100.00

Bond Ratings:

Moody's AAA

Standard & Poors A+



SUSSEX COUNTY



Population 1980 504,094
 Population 1990 493,819
 S & P Rating AA+
 Moody Rating AAA
 Land Area 102.93 Sq. Miles 32,633,513,919

Net Valuation Taxable 19,624,547,279
 Net Valuation on Which County Taxes are apportioned:

UNION COUNTY - Class 2 -
 Form of Government:
County Manager Plan - (O.C.C.L. - 1972)
 Number of Members on Governing Body - 9

PER CAPITA:
 Gross Debt 245.46
 Net Debt 242.92
 Debt Service 25.43
 Total Tax Levy 279.69
 County Functions: 479.67

PER CENT:
 Gross Debt .37
 Net Debt .36

EXPENDITURES		EXPENDITURES (cont'd.)		REVENUES REALIZED	
GENERAL GOVERNMENT		EDUCATION (excluding schools)		Property Taxes	138,113,900.00
Governing Body and Public Boards	505,449.00	County Superintendent of Schools	185,433.00	Financial Business Tax	
County Clerk	1,172,719.00	Vocational Schools	2,735,000.00	Franchise Tax	
Financial Administration	6,053,356.38	County College	3,995,000.00	Bank Corp. Tax	
Board of Taxation	193,907.00	County Extension Services	229,013.00	Other Miscellaneous Taxes	
Planning, Housing, Development	417,196.00	Libraries		State Aid Revenues	61,198,877.00
Human Resources	10,129,408.00	Other Educational Services	529,055.00	Federal Aid Revenues	268,127.64
Elections	1,840,076.00	STATUTORY EXPENDITURES		State and Local Fiscal Assistance Act Utilized	
General Administration	17,421,274.00	Pensions and F.I.C.A.	10,963,062.00	Institutional Revenues	
JUDICIARY		Employee Fringe Benefits	13,823,271.00	Courts	705,065.00
Superior Court	7,595,324.00	Other Statutory Expenditures	150,000.00	County Clerk & Register	2,940,623.23
Surrogates Office	574,859.00	Ceta & Other Public Employment Programs		Surrogate	336,128.88
Probation Office	6,085,349.00	COUNTY FUNCTIONS TOTAL	224,276,719.38	Sheriff	630,549.27
County Clerk (Judicial Functions)	287,778.00	CAPITAL IMPROVEMENTS *MEMO	550,000.00	Other Miscellaneous Revenues	35,247,170.31
PUBLIC SAFETY		DEBT SERVICE		Other Revenues, Revenue Sharing, Tax Effort	
Prosecutor's Office	8,921,323.00	Principal Payments	6,809,738.40	TOTAL	239,440,441.33
County Police	20,192,303.00	Interest Payments	5,749,523.12	Prior Years Surplus Appropriated	6,100,000.00
Sheriff's Office	6,805,812.00	DEFERRED CHARGES	33,510.98	REVENUES TOTAL	245,540,441.33
Civil Defense and Disaster Control	215,081.00	RESERVE FOR UNCOLLECTED TAXES		CURRENT FINANCES DECEMBER 31,	
Environmental Inspection and Control	116,399.00	EXPENDITURES TOTAL	236,869,490.38	ASSETS	
Weights and Measures	143,188.00	CAPITAL DEBT AUTHORIZED, DECEMBER 31,		Cash Dec. 31,	50,574,575.71
Correctional and Penal	29,600.00	ISSUED AND UNISSUED GROSS DEBT		Taxes Receivable	302,878.21
Other Public Safety	6,500.00	School		Emergencies and Other Deferred Charges	
		Self-liquidating		State Aid Receivable	
		Other	121,212,638	Other Receivable	435,555.69
		Total	121,212,638	TOTAL	51,313,009.61
PUBLIC WORKS		ISSUED AND OUTSTANDING		LIABILITIES RESERVES, AND SURPLUS	
Roads and Bridges, Streets, Drainage	1,498,775.00	School		Cash Liabilities	38,340,441.32
State Aid Motor Vehicle Fund		Self-liquidating		Reserves For Receivables	456,607.03
County Funds		Other		Surplus Dec. 31,	12,515,961.26
Other Roads and Bridges		Total	85,582,000.00	TOTAL	51,313,009.61
Public Buildings and Grounds	7,992,763.00	Equalized Valuation Basis			
Other Public Works	2,805,863.00	for Net Debt Computation	32,609,567,938.00		
HEALTH AND WELFARE		CAPITAL OUTLAY TOTAL			
County Health Department	479,550.00				
Mental Health Activities	22,244,691.00	Public Enterprises			
Tubercular Patient Care		Recreation—Culture			
County Hospitals, Homes	18,861,242.00	Public Works			
County Aid to Hospitals		Buildings and Grounds			
Health Clinics		Library and Education			
Mosquito Extermination		Conservation			
Health Services Except Environmental	1,337,730.00	All Other			
County Welfare Board	34,033,467.00				
Child Welfare	2,227,403.00				
Other Welfare Services					
RECREATION AND CONSERVATION					
Parks, Playgrounds, Shade Trees					
Land Reclamation and Conservation	30,425.00				
Other Recreational Services	6,441,000.00				

COUNTY UNION

COUNTY SEAT Elizabeth City

Form of Government: *Board of Chosen Freeholders 9 Members

Number of Constituent Municipalities 21

Population Census 1980 504,094

Population Census 1990 493,819

Land Area - Square Miles 102.93

Net Value on which County Taxes are Apportioned 32,633,513,919

Tax Rate per \$100 .423

Tax Levy 138,113,900

Distribution of Ratables:

Class	Line Items	Assessed Valuation	% of Valuation
Vacant Land	5,094	206,162,900	1.06
Residential	124,677	13,393,730,730	68.71
Farm	37	3,145,000	.01
Commercial	7,953	2,546,947,500	13.22
Industrial	1,669	2,746,373,000	14.09
Apartments	1,124	597,341,160	3.06
TOTAL	140,554	19,493,700,290	100.00

Bond Ratings:

Moody's AAA

Standard & Poors AA+

*County Manager Plan - Optional County Charter Law, 1972



UNION COUNTY



2100
 Population 1980 84,429
 Population 1990 91,507
 S & P Rating
 Moody Rating AAA
 Land Area 361.55 Sq. Miles

Net Valuation Taxable
 5,206,485,261
 Net Valuation on Which County Taxes
 are apportioned:
 5,314,768,414

WARREN COUNTY - Class 3 -
 Form of Government:
 Board of Chosen Freeholders
 Number of Members on Governing Body - 3

PER CAPITA:
 Gross Debt 201.73
 Net Debt 201.73
 Debt Service 28.27
 Total Tax Levy 366.29
 County Functions: 635.99

PER CENT:
 Gross Debt .34
 Net Debt .34

EXPENDITURES		EXPENDITURES (cont'd.)		REVENUES REALIZED	
GENERAL GOVERNMENT		EDUCATION (excluding schools)		Property Taxes	33,371,162.00
Governing Body and Public Boards	567,232.00	County Superintendent of Schools	75,563.00	Financial Business Tax	
County Clerk	277,825.00	Vocational Schools	1,719,000.00	Franchise Tax	
Financial Administration	251,374.66	County College	1,499,274.00	Bank Corp. Tax	
Board of Taxation	135,194.00	County Extension Services	247,251.00	Other Miscellaneous Taxes	
Planning, Housing, Development	765,138.00	Libraries		State Aid Revenues	7,408,839.88
Human Resources	1,275,975.00	Other Educational Services	247,917.00	Federal Aid Revenues	
Elections	273,553.00	STATUTORY EXPENDITURES		State and Local Fiscal Assistance Act Utilized	
General Administration	2,433,456.06	Pensions and F.I.C.A.	2,460,972.36	Institutional Revenues	6,381,784.77
JUDICIARY		Employee Fringe Benefits	6,954,600.00	Courts	56,513.16
Superior Court	829,428.45	Other Statutory Expenditures	27,556.00	County Clerk & Register	692,958.60
Surrogates Office	170,373.00	Ceta & Other Public Employment Programs		Surrogate	58,129.06
Probation Office	1,966,050.00	COUNTY FUNCTIONS TOTAL	55,361,421.46	Sheriff	103,722.11
County Clerk (Judicial Functions)	322,390.00	CAPITAL IMPROVEMENTS *MEMO	967,891.00	Other Miscellaneous Revenues	5,992,866.50
PUBLIC SAFETY		DEBT SERVICE		Other Revenues, Revenue Sharing, Tax Effort	
Prosecutor's Office	2,094,072.00	Principal Payments	1,550,000.00	TOTAL	54,061,076.08
County Police	7,203.00	Interest Payments	1,040,105.73	Prior Years Surplus Appropriated	7,370,000.00
Sheriff's Office	644,504.00	DEFERRED CHARGES	309,635.00	REVENUES TOTAL	61,431,076.08
Civil Defense and Disaster Control	116,756.00	RESERVE FOR UNCOLLECTED TAXES		CURRENT FINANCES DECEMBER 31,	
Environmental Inspection and Control	1,500.00	EXPENDITURES TOTAL	58,261,162.24	ASSETS	
Weights and Measures	117,942.00	CAPITAL DEBT AUTHORIZED, DECEMBER 31,		Cash Dec. 31,	16,746,338.12
Correctional and Penal	3,356,798.00	ISSUED AND UNISSUED		Taxes Receivable	86,057.90
Other Public Safety	10,000.00	GROSS DEBT		Emergencies and Other Deferred Charges	
		NET DEBT		State Aid Receivable	
		School		Other Receivable	1,325,377.61
		Self-liquidating		TOTAL	18,157,773.63
		Other	18,480,128	LIABILITIES RESERVES, AND SURPLUS	
		Total	18,480,128	Cash Liabilities	7,751,792.48
				Reserves For Receivables	1,411,435.51
				Surplus Dec. 31,	8,994,545.64
				TOTAL	18,157,773.63
PUBLIC WORKS		ISSUED AND OUTSTANDING			
Roads and Bridges, Streets, Drainage	6,715,454.36	School			
State Aid Motor Vehicle Fund		Self-liquidating			
County Funds	1,181,890.43	Other	18,479,260.00		
Other Roads and Bridges		Total	18,479,260.00		
Public Buildings and Grounds	2,357,813.78	Equalized Valuation Basis for Net Debt Computation	5,383,490,660.00		
Other Public Works	238,874.38	CAPITAL OUTLAY TOTAL			
HEALTH AND WELFARE		Public Enterprises			
County Health Department	115,030.00	Recreation—Culture			
Mental Health Activities	2,913,495.00	Public Works			
Tubercular Patient Care		Buildings and Grounds			
County Hospitals, Homes		Library and Education			
County Aid to Hospitals	302,711.00	Conservation			
Health Clinics		All Other			
Mosquito Extermination	247,211.00				
Health Services Except Environmental	4,751,992.00				
County Welfare Board	9,139,374.00				
Child Welfare	290,923.00				
Other Welfare Services	111,345.00				
RECREATION AND CONSERVATION					
Parks, Playgrounds, Shade Trees	7,600.00				
Land Reclamation and Conservation	34,750.00				
Other Recreational Services	12,000.00				

COUNTY WARREN

COUNTY SEAT Belvidere Town

Form of Government: Board of Chosen Freeholders 3 Members

Number of Constituent Municipalities 23

Population Census 1980 84,429

Population Census 1990 91,607

Land Area - Square Miles 361.55

Net Value on which County Taxes are Apportioned 5,314,768,414

Tax Rate per \$100 .628

Tax Levy 33,371,162

Distribution of Ratables:

Class	Line Items	Assessed Valuation	% of Valuation
Vacant Land	6,542	314,789,790	6.09
Residential	26,763	3,313,714,759	64.14
Farm	4,944	275,662,681	5.34
Commercial	1,793	584,383,152	11.31
Industrial	206	544,259,910	10.54
Apartments	131	133,243,150	2.58
TOTAL	40,379	5,166,053,442	100.00

Bond Ratings:

Moody's AAA

Standard & Poors --



WARREN COUNTY



SUMMARY OF 21 COUNTY UNITS

Form of Government:	16 - Boards of Chosen Freeholders
	4 - County Executive Plan (Optional County Charter Law, 1972)
	1 - County Manager Plan (Optional County Charter Law, 1972)
Number of Constituent Municipalities	<u>567</u>
Population Census 1980	<u>7,364,823</u>
Population Census 1990	<u>7,730,188</u>
Land Area - Square Miles	<u>7,487.32</u>
Net Value on which County Taxes are Apportioned	<u>509,512,723,398</u>
County Taxes Apportioned	<u>2,237,147,333</u>

Distribution of Ratables:

Class	Line Items	Assessed Valuation	% of Valuation
Vacant Land	<u>329,197</u>	<u>13,946,913,528</u>	<u>3.63</u>
Residential	<u>2,153,924</u>	<u>264,250,702,698</u>	<u>68.87</u>
Farm	<u>57,949</u>	<u>3,537,835,448</u>	<u>.92</u>
Commercial	<u>120,492</u>	<u>61,922,994,266</u>	<u>16.14</u>
Industrial	<u>18,464</u>	<u>28,496,067,741</u>	<u>7.43</u>
Apartment	<u>16,971</u>	<u>11,550,316,758</u>	<u>3.01</u>
<hr/>			
TOTAL	<u>2,696,997</u>	<u>383,704,830,439</u>	<u>100.00</u>



STATE SUMMARIES

**SUMMARY
COUNTY DATA SHEETS**

EXPENDITURES		EXPENDITURES (cont'd.)		REVENUES REALIZED	
GENERAL GOVERNMENT		EDUCATION (excluding schools)		Property Taxes	
Governing Body and Public Boards	27,437,037.38	County Superintendent of Schools	3,815,525.06		2,237,147,332.00
County Clerk	23,264,341.39	Vocational Schools	122,042,889.25	Financial Business Tax	
Financial Administration	41,653,639.00	County College	150,962,797.88	Franchise Tax	2,474,437.96
Board of Taxation	4,282,514.60	County Extension Services	4,037,886.63	Bank Corp. Tax	
Planning, Housing, Development	24,579,482.30	Libraries	3,002,241.23	Other Miscellaneous Taxes	7,301,519.70
Human Resources	93,514,891.70	Other Educational Services	38,003,709.13	State Aid Revenues	664,335,512.33
Elections	26,735,064.81	STATUTORY EXPENDITURES		Federal Aid Revenues	27,960,101.90
General Administration	221,186,487.55	Pensions and F.I.C.A.	157,420,053.48	State and Local Fiscal Assistance Act Utilized	
JUDICIARY		Employee Fringe Benefits	219,490,329.00	Institutional Revenues	
Superior Court	134,230,180.38	Other Statutory Expenditures	3,185,556.00	Courts	159,467,145.03
Surrogates Office	7,143,175.66	Ceta & Other Public Employment Programs		County Clerk & Register	12,974,163.54
Probation Office	65,287,444.00	COUNTY FUNCTIONS TOTAL	3,342,234,029.69	Surrogate	4,993,449.25
County Clerk (Judicial Functions)	11,087,858.92	CAPITAL IMPROVEMENTS *MEMO	21,388,306.70	Sheriff	9,721,768.02
		DEBT SERVICE		Other Miscellaneous Revenues	511,398,930.52
		Principal Payments	198,965,513.45	Other Revenues, Revenue Sharing, Tax Effort	
		Interest Payments	149,331,996.23	TOTAL	3,685,832,079.49
		DEFERRED CHARGES	26,651,697.94	Prior Years Surplus Appropriated	171,787,119.83
		RESERVE FOR UNCOLLECTED TAXES		REVENUES TOTAL	3,857,619,199.32
		EXPENDITURES TOTAL	3,717,183,237.31	CURRENT FINANCES DECEMBER 31,	
PUBLIC SAFETY		CAPITAL DEBT AUTHORIZED, DECEMBER 31,		ASSETS	
Prosecutor's Office	136,268,905.53	ISSUED AND UNISSUED	GROSS DEBT	Cash Dec. 31,	615,985,686.04
County Police	54,334,595.50	School	6,218,513	Taxes Receivable	7,405,860.19
Sheriff's Office	112,108,269.33	Self-liquidating	322,521,000	Emergencies and Other Deferred Charges	1,378,380.85
Civil Defense and Disaster Control	6,939,914.65	Other	4,174,683,955	State Aid Receivable	
Environmental Inspection and Control	1,079,521.00	Total	4,503,423,468	Other Receivable	
Weights and Measures	2,315,736.37			TOTAL	370,978,427.99
Correctional and Penal	210,023,032.35	ISSUED AND OUTSTANDING		LIABILITIES RESERVES, AND SURPLUS	
Other Public Safety	1,833,707.00	School	5,203,513.00	Cash Liabilities	389,404,828.01
		Self-liquidating		Reserves For Receivables	71,249,887.46
		Other		Surplus Dec. 31,	535,593,639.62
		Total	3,248,377,497.05	TOTAL	996,248,355.07
PUBLIC WORKS		Equalized Valuation Basis	3,253,581,010.05		
Roads and Bndges, Streets, Drainage	64,267,602.29	for Net Debt Computation	504,933,084,740.00		
State Aid Motor Vehicle Fund	693,289.00	CAPITAL OUTLAY TOTAL			
County Funds	38,467,182.89	Public Enterprises			
Other Roads and Bndges		Recreation—Culture			
Public Buildings and Grounds	89,857,231.07	Public Works			
Other Public Works	41,951,713.47	Buildings and Grounds			
HEALTH AND WELFARE		Library and Education			
County Health Department	6,807,857.65	Conservation			
Mental Health Activities	277,869,329.49	All Other			
Tubercular Patient Care	23,500.00				
County Hospitals, Homes	245,166,823.00				
County Aid to Hospitals	21,672,506.00				
Health Clinics	703,596.00				
Mosquito Extermination	8,855,992.12				
Health Services Except Environmental	143,339,169.45				
County Welfare Board	369,798,606.68				
Child Welfare	16,963,941.00				
Other Welfare Services	13,410,235.33				
RECREATION AND CONSERVATION					
Parks, Playgrounds, Shade Trees	51,660,010.83				
Land Reclamation and Conservation	5,159,851.00				
Other Recreational Services	37,212,824.79				

NOTE (Capital outlay NOT AVAILABLE)

**SUMMARY
MUNICIPAL DATA SHEETS**

EXPENDITURES		REVENUES-REALIZED		1992 PROPERTY TAX	
GENERAL GOVERNMENT				STATE EQUALIZED TAX RATE	
Governing Body & Public Boards	23,429,479.43	1992 Property Taxes Collected	9,700,453,592.33	Local District School Taxes	4,512,316,804.92
Municipal Clerk	21,907,493.90	1992 Payments in Lieu of Taxes	58,031,284.84	Regional & Consolidated School Tax	798,333,613.12
Financial Administration	91,499,295.07	Delinquent Tax & Lien Collections	425,971,857.43	School Taxes in Municipal Budget	67,643,292.49
Assessment of Taxes	59,388,349.97	Business Personalty Replacement Taxes	155,522,163.56	County Taxes	2,258,166,394.39
Collection of Taxes	48,261,437.96	Taxes from Public Utilities	685,241,796.79	County Library Taxes	42,415,812.35
Planning, Housing & Development	60,819,163.34	Other Miscellaneous Tax Revenues	30,754,554.03	Local Municipal Purpose Taxes	2,645,073,192.35
Human Resources	123,306,278.09	State Aid Revenues	880,831,662.03	Veteran & Senior Citizen Taxes	60,381,854.00
Elections	2,987,941.73	Federal Aid Revenues	20,233,749.53	Total Taxes for Rate Computation	10,384,330,964.10
General Administration (other)	640,366,539.46	State and Local Fiscal Assistance Act Utilized	322.15	Special District Taxes	77,362,358.19
JUDICIARY		Sale of Acquired Property	6,629,173.93	Bank Corp. Taxes	
Municipal Courts	78,356,579.97	Other Miscellaneous Revenues	966,244,170.97	Added and Omitted Taxes	88,697,534.92
PUBLIC SAFETY		Total	12,927,914,327.67	Total Taxes Levied - ABSTRACT	10,490,009,503.21
Fire Protection	389,393,518.14	Prior Years Surplus Appropriated	502,684,808.35	Total Taxes Billed	10,695,613,140.38
Police Protection	1,075,862,386.51	REVENUES	TOTAL	1992 TAXES COLLECTED	9,700,453,592.33
Civil Defense & Disaster Control	6,430,583.17	Reserve for Uncollected Taxes	643,134,206.14	1992 Taxes Cancelled, Abated or Adjusted	75,795,453.99
Environmental Inspection & Control	73,295,122.03	CAPITAL OUTLAY	TOTAL	Transfer to Tax Title Liens or Foreclosed	104,611,715.29
Other Public Safety	656,337.59	Public Enterprises	151,555,617.53	Balance Outstanding Dec. 31, 1992	445,361,935.14
PUBLIC WORKS		Recreation-Culture	27,192,938.46	PRIOR YEARS TAXES OUTSTANDING	
Streets and Drainage	323,231,138.31	Public Works	200,238,748.84	Balance January 1, 1992	495,890,903.05
Sewers and Sewage Processing	343,239,806.30	Buildings and Grounds	422,460,279.56	Collected in 1992	351,322,316.67
Garbage and Trash Disposal	363,309,388.00	Library and Education	6,504,241.68	Cancelled, Abated or Adjusted 1992	19,696,729.97
Public Buildings and Grounds	102,515,014.79	Conservation	51,334.46	Transfers to Tax Title Liens or Foreclosed	37,556,651.98
Other Public Works	114,538,317.44	All Other		Balance December 31, 1992	87,305,204.43
HEALTH and WELFARE		CAPITAL DEBT AUTHORIZED, DECEMBER 31, 1992		TAX TITLE LIENS OUTSTANDING	
Health Services Except Environmental	95,026,679.95	ISSUED AND UNISSUED	GROSS DEBT	Balance January 1, 1992	218,734,185.46
Welfare-Public Assistance	31,946,076.65	School	2,337,180,215	Transfer from Taxes	122,842,463.47
Hospital, Clinics, First Aid	2,288,575.00	Self-Liquidating	1,705,249,953	Redeemed in 1992	69,797,930.51
Animal, Insect, & Radent Control	5,436,124.76	Other	5,133,681,364	Cancelled, Abated or Adjusted (1992)	4,691,936.29
Other Welfare Services	2,382,632.60	Total	9,176,111,533	Transfers to Foreclosed Property	8,497,321.55
RECREATION and CONSERVATION		ISSUED AND OUTSTANDING		Balance December 31, 1992	258,589,460.48
Beaches and Boardwalks	9,456,606.32	School	1,814,749,104.28	PROPERTY ACQUIRED BY DEED OR FORECLOSURE	
Parks, Playgrounds, Shade Trees	54,611,389.81	Self-Liquidating	1,228,415,933.80	Balance January 1, 1992	350,049,251.27
Land Reclamation & Conservation	22,225,866.98	Other	4,159,163,942.11	Transfers From Taxes or Liens	1,463,592.73
Other Recreational Services	65,942,305.20	Total	7,202,328,980.19	Sale for Cash (1992)	2,077,493.36
EDUCATION (excluding schools)		EQUALIZED VALUATION BASIS FOR NET DEBT COMPUTATION	504,933,084,740.00	Cancelled, Abated or Adjusted (1992)	5,264,956.09
Libraries	141,651,522.04	REAL PROPERTY VALUATIONS		Balance December 31, 1992	344,170,374.55
Other Educational Services	15,916,629.69	Code Class # of Parcels % VAL'N ASSESSED VALUATION		CURRENT FINANCES DECEMBER 31, 1992	
STATUTORY EXPENDITURES		1 Vacant Land		ASSETS	
Pensions & F. L. C. A.	233,973,613.16	2 Residential		Cash Dec. 31, 1992	2,023,892,503.41
Employee Fringe Benefits	318,769,296.39	3 Farm		Taxes Receivable	532,667,139.57
Other Statutory Expenditures	1,807,481.76	4a Commercial (SEE PAGE 48)		Tax Title Liens	258,589,460.48
CETA And Other Public Employment Programs		4b Industrial		Foreclosed Property	344,170,374.55
MUNICIPAL FUNCTIONS	TOTAL	4c Apartments		Emergencies & Other Deferred Charges	131,612,245.87
CAPITAL IMPROVEMENTS	*MEMO*	Total		State and Federal Aid Receivable	79,168,968.54
DEBT SERVICE		Land Area 7487.32 Sq. Miles		Other Receivables	191,513,791.57
Principal Payments	312,376,158.13	Net Valuation Taxable-Municipal	386,523,732,083.00	Total	3,561,614,483.99
Interest Payments	245,722,510.80	Net Valuation Taxable-County	509,512,723,398.00	LIABILITIES, RESERVES, AND SURPLUS	
TYPE I SCHL DEBT *MEMO	59,621,261.09	State Equalized Valuation	497,277,663,538.00	Cash Liabilities	1,415,146,987.14
DEFERRED CHARGES	88,991,103.33	State Equalization Ratio		Reserves for Receivables	1,312,438,392.15
SCHOOL, COUNTY, SPECIAL DISTRICT TAXES	7,756,238,775.94			Surplus Dec. 31, 1992	834,029,104.70
RESERVE FOR UNCOLLECTED TAXES	643,134,206.14			Total	3,561,614,483.99
EXPENDITURES	TOTAL				
	13,970,779,904.35				

0199

Population 1980 194,119
 Population 1990 224,327
 S & P Rating
 Moody Rating

General Tax Rate Per \$100.

State Equalized Tax Rate

**SUMMARY
 ATLANTIC COUNTY
 MUNICIPALITIES**

PER CAPITA:		PER CENT:	
Gross Debt	2,373.93	Gross Debt	2.85
Net Debt	1,101.59	Net Debt	1.32
Debt Service	113.81	Tax Levy Collected	92.83
Total Tax Levy	1,713.93	Tax Levy Cancelled, Abated or Adjusted	.49
Municipal Expenditures	1,172.79		

EXPENDITURES		REVENUES-REALIZED		1992 PROPERTY TAX	
GENERAL GOVERNMENT				STATE EQUALIZED TAX RATE	
Governing Body & Public Boards	1,580,283.00	1992 Property Taxes Collected	356,895,181.27	Local District School Taxes	119,393,663.53
Municipal Clerk	1,020,887.94	1992 Payments in Lieu of Taxes	1,676,703.79	Regional & Consolidated School Tax	22,871,893.66
Financial Administration	3,503,662.86	Delinquent Tax & Lien Collections	23,049,605.17	School Taxes in Municipal Budget	2,320,697.96
Assessment of Taxes	1,991,051.68	Business Personalty Replacement Taxes	3,053,480.36	County Taxes	* 87,363,015.23
Collection of Taxes	2,078,009.08	Taxes from Public Utilities	23,744,639.49	County Library Taxes	3,186,680.00
Planning, Housing & Development	3,124,247.86	Other Miscellaneous Tax Revenues	3,938.04	Local Municipal Purpose Taxes	145,692,867.50
Human Resources	3,419,225.80	State Aid Revenues	21,510,792.93	Veteran & Senior Citizen Taxes	1,916,800.00
Elections	93,348.00	Federal Aid Revenues	693,785.00	Total Taxes for Rate Computation	392,735,607.88
General Administration (other)	31,186,312.43	State and Local Fiscal Assistance Act Utilized		Special District Taxes	613,652.90
JUDICIARY		Sale of Acquired Property	747,642.73	Bank Corp. Taxes	
Municipal Courts	3,594,847.92	Other Miscellaneous Revenues	33,549,229.88	Added and Omitted Taxes	3,048,006.48
PUBLIC SAFETY		Total	464,924,998.66	Total Taxes Levied - ABSTRACT	384,480,467.25
Fire Protection	23,341,469.60	Prior Years Surplus Appropriated	22,136,835.25	Total Taxes Billed	384,267,691.67
Police Protection	54,761,813.49	REVENUES TOTAL	487,061,333.91	1992 TAXES COLLECTED	356,895,181.27
Civil Defense & Disaster Control	920,440.16	Reserve For Uncollected Taxes	29,527,973.09	1992 Taxes Cancelled, Abated or Adjusted	1,885,491.63
Environmental Inspection & Control	4,840,849.94	CAPITAL OUTLAY TOTAL	45,474,101.13	Transfer to Tax Title Liens or Foreclosed	3,378,926.10
Other Public Safety	111,905.16	Public Enterprises	5,499,691.86	Balance Outstanding Dec. 31, 1992	22,108,239.67
PUBLIC WORKS		Recreation-Culture	1,021,096.13	PRIOR YEARS TAXES OUTSTANDING	
Streets and Drainage	12,516,025.44	Public Works	15,233,150.40	Balance January 1, 1992	27,435,415.29
Sewers and Sewage Processing	5,029,114.52	Buildings and Grounds	23,367,175.19	Collected in 1992	17,920,757.20
Garbage and Trash Disposal	4,978,471.22	Library and Education	347,937.55	Cancelled, Abated or Adjusted 1992	269,357.00
Public Buildings and Grounds	3,563,665.23	Conservation		Transfers to Tax Title Liens or Foreclosed	3,616,378.68
Other Public Works	12,689,514.83	All Other		Balance December 31, 1992	5,628,922.41
HEALTH and WELFARE		CAPITAL DEBT AUTHORIZED, DECEMBER 31, 1992		TAX TITLE LIENS OUTSTANDING	
Health Services Except Environmental	4,740,066.74	ISSUED AND UNISSUED		Balance January 1, 1992	12,005,792.50
Welfare-Public Assistance	2,786,135.84	School	276,530,277	Transfer From Taxes	7,804,652.94
Hospital, Clinics, First Aid	40,900.00	Self-Liquidating	63,780,157	Redeemed in 1992	5,129,732.44
Animal, Insect, & Rodent Control	169,047.28	Other	192,225,113	Cancelled, Abated or Adjusted (1992)	497.57
Other Welfare Services	47,910.00	Total	532,535,554	Transfers to Foreclosed Property	40,847.16
RECREATION and CONSERVATION		ISSUED AND OUTSTANDING		Balance December 31, 1992	14,639,368.27
Beaches and Boardwalks	1,423,394.52	School	202,050,277.59	PROPERTY ACQUIRED BY DEED OR FORECLOSURE	
Parks, Playgrounds, Shade Trees	3,007,376.84	Self-Liquidating	28,478,671.09	Balance January 1, 1992	15,963,231.62
Land Reclamation & Conservation	263,618.37	Other	157,677,765.25	Transfers From Taxes or Liens	46,247.79
Other Recreational Services	493,013.92	Total	388,206,714.93	Sale for Cash (1992)	729,000.00
EDUCATION (excluding schools)		EQUALIZED VALUATION BASIS		Cancelled, Abated or Adjusted (1992)	104,700.00
Libraries	3,374,433.00	FOR NET DEBT COMPUTATION	18,697,369,711.00	Balance December 31, 1992	15,175,779.41
Other Educational Services	135,834.95	REAL PROPERTY VALUATIONS		CURRENT FINANCES DECEMBER 31, 1992	
STATUTORY EXPENDITURES		Code Class # of Parcels % VAL'N		ASSETS	
Pensions & F. L. C. A.	8,328,864.46	1 Vacant Land		Cash Dec. 31, 1992	84,093,287.75
Employee Fringe Benefits	7,381,634.47	2 Residential		Taxes Receivable	27,737,212.08
Other Statutory Expenditures	287,620.17	3 Farm		Tax Title Liens	14,639,368.27
CETA And Other Public Employment Programs		4a Commercial (SEE PAGE 7)		Foreclosed Property	15,175,779.41
MUNICIPAL FUNCTIONS TOTAL	206,824,997.72	4b Industrial		Emergencies & Other Deferred Charges	1,530,579.06
CAPITAL IMPROVEMENTS *MEMO*	1,700,887.58	4c Apartments		State and Federal Aid Receivable	7,309,679.59
DEBT SERVICE		Total		Other Receivables	7,473,607.66
Principal Payments	14,988,382.45	Land Area 566.97 Sq. Miles		Total	157,959,513.82
Interest Payments	10,541,251.36	Net Valuation Taxable-Municipal	15,864,304,284.00	LIABILITIES, RESERVES, AND SURPLUS	
TYPE I SCHL DEBT *MEMO	2,852,247.92	Net Valuation Taxable-County	19,349,781,211.00	Cash Liabilities	62,533,559.49
DEFERRED CHARGES	1,205,722.19	State Equalized Valuation	18,273,988,348.00	Reserves for Receivables	65,183,827.32
SCHOOL, COUNTY, SPECIAL DISTRICT TAXES	235,739,593.28	State Equalization Ratio		Surplus Dec. 31, 1992	30,242,127.01
RESERVE FOR UNCOLLECTED TAXES	29,527,973.09			Total	157,959,513.82
EXPENDITURES TOTAL	498,827,920.09				

Population 1980 845,385
 Population 1990 825,380
 S & P Rating
 Moody Rating

General Tax Rate Per \$100.
 State Equalized Tax Rate

**SUMMARY
 BERGEN COUNTY
 MUNICIPALITIES**

PER CAPITA: Gross Debt 655.13 PER CENT: Gross Debt .67
 Net Debt 511.86 Net Debt .52
 Debt Service 67.83 Tax Levy Collected 97.01
 Total Tax Levy 1,716.92 Tax Levy Cancelled, Abated
 Municipal Expenditures 903.28 or Adjusted .74

EXPENDITURES		REVENUES-REALIZED		1992 PROPERTY TAX	
GENERAL GOVERNMENT		REVENUES-REALIZED		STATE EQUALIZED TAX RATE	
Governing Body & Public Boards	931,914.00	1992 Property Taxes Collected	1,353,646,835.12	Local District School Taxes	689,031,500.22
Municipal Clerk	1,471,793.00	1992 Payments in Lieu of Taxes	3,521,651.77	Regional & Consolidated School Tax	93,085,795.74
Financial Administration	6,203,675.44	Delinquent Tax & Lien Collections	34,631,669.95	School Taxes in Municipal Budget	1,272,629.00
Assessment of Taxes	6,895,012.22	Business Personality Replacement Taxes	15,320,862.67	County Taxes	206,219,144.64
Collection of Taxes	5,432,375.83	Taxes from Public Utilities	65,722,547.95	County Library Taxes	
Planning, Housing & Development	3,008,878.67	Other Miscellaneous Tax Revenues	1,910,479.75	Local Municipal Purpose Taxes	423,923,561.66
Human Resources	6,564,982.74	State Aid Revenues	73,676,767.49	Veteran & Senior Citizen Taxes	6,992,950.00
Elections	271,233.46	Federal Aid Revenues	9,013.86	Total Taxes for Rate Computation	1,420,525,571.24
General Administration (other)	55,840,552.82	State and Local Fiscal Assistance Act Utilized		Special District Taxes	
JUDICIARY		Sole of Acquired Property	1,100,000.00	Bank Corp. Taxes	
Municipal Courts	7,792,463.79	Other Miscellaneous Revenues	91,029,244.17	Added and Omitted Taxes	3,494,923.55
PUBLIC SAFETY		Total	1,660,617,077.73	Total Taxes Levied - ABSTRACT	1,417,027,544.79
Fire Protection	32,597,001.14	Prior Years Surplus Appropriated	62,358,251.18	Total Taxes Billed	1,395,425,056.40
Police Protection	141,545,813.68	REVENUES TOTAL	1,702,975,328.91	1992 TAXES COLLECTED	1,353,646,835.12
Civil Defense & Disaster Control	835,283.27	Reserve For Uncollected Taxes	62,757,670.10	1992 Taxes Cancelled, Abated or Adjusted	10,351,996.59
Environmental Inspection & Control	8,641,045.98	CAPITAL OUTLAY TOTAL	67,180,521.54	Transfer to Tax Title Liens or Foreclosed	1,213,528.82
Other Public Safety	200.00	Public Enterprises	7,909,282.35	Balance Outstanding Dec. 31, 1992	40,243,511.66
PUBLIC WORKS		Recreation-Culture	1,305,749.01	PRIOR YEARS TAXES OUTSTANDING	
Streets and Drainage	39,229,730.70	Public Works	24,853,088.82	Balance January 1, 1992	40,981,927.25
Sewers and Sewage Processing	86,840,311.72	Buildings and Grounds	32,396,313.91	Collected in 1992	33,287,870.43
Garbage and Trash Disposal	61,359,859.85	Library and Education	716,087.45	Cancelled, Abated or Adjusted 1992	1,996,349.61
Public Buildings and Grounds	11,515,976.05	Conservation		Transfers to Tax Title Liens or Foreclosed	923,517.59
Other Public Works	12,612,859.93	All Other		Balance December 31, 1992	4,774,189.62
HEALTH and WELFARE		CAPITAL DEBT AUTHORIZED, DECEMBER 31, 1992		TAX TITLE LIENS OUTSTANDING	
Health Services Except Environmental	7,667,343.16	ISSUED AND UNISSUED		Balance January 1, 1992	6,025,164.66
Welfare-Public Assistance	1,341,934.78	School	65,237,927	Transfer From Taxes	2,328,692.16
Hospital, Clinics, First Aid	133,616.00	Self-Liquidating	55,047,929	Redeemed in 1992	1,405,931.40
Animal, Insect, & Rodent Control	284,704.47	Other	421,316,299	Cancelled, Abated or Adjusted (1992)	260,310.89
Other Welfare Services	8,390.00	Total	541,602,156	Transfers to Foreclosed Property	
RECREATION and CONSERVATION		ISSUED AND OUTSTANDING		Balance December 31, 1992	6,687,614.51
Beaches and Boardwalks		School	47,756,774.80	PROPERTY ACQUIRED BY DEED OR FORECLOSURE	
Parks, Playgrounds, Shade Trees	8,171,336.64	Self-Liquidating	35,775,665.95	Balance January 1, 1992	14,536,213.89
Land Reclamation & Conservation	6,584,631.81	Other	346,933,966.93	Transfers From Taxes or Liens	
Other Recreational Services	8,284,122.29	Total	428,516,407.68	Sale for Cash (1992)	
EDUCATION (excluding schools)		EQUALIZED VALUATION BASIS		Cancelled, Abated or Adjusted (1992)	17,191.25
Libraries	26,557,550.60	FOR NET DEBT COMPUTATION	80,578,199,495.34	Balance December 31, 1992	14,519,032.63
Other Educational Services	111,217.00	REAL PROPERTY VALUATIONS		CURRENT FINANCES DECEMBER 31, 1992	
STATUTORY EXPENDITURES		Code Class # of Parcels % VAL'N ASSESSED VALUATION		ASSETS	
Pensions & F. L. C. A.	28,750,624.26	1 Vacant Land		Cash Dec. 31, 1992	230,953,227.18
Employee Fringe Benefits	37,673,089.50	2 Residential		Taxes Receivable	45,017,701.28
Other Statutory Expenditures	167,751.00	3 Farm		Tax Title Liens	6,687,615.51
CETA And Other Public Employment Programs		4a Commercial (SEE PAGE 9)		Foreclosed Property	14,519,032.63
MUNICIPAL FUNCTIONS TOTAL	614,326,334.80	4b Industrial		Emergencies & Other Deferred Charges	6,390,720.55
CAPITAL IMPROVEMENTS *MEMO*	5,466,004.10	4c Apartments		State and Federal Aid Receivable	2,441,615.79
DEBT SERVICE		Total		Other Receivables	15,458,686.19
Principal Payments	35,274,319.58	Land Area 234.57 Sq. Miles		Total	321,468,598.13
Interest Payments	20,713,828.97	Net Valuation Taxable-Municipal	68,653,401,714.00	LIABILITIES, RESERVES, AND SURPLUS	
TYPE I SCHL DEBT *MEMO*	1,272,626.15	Net Valuation Taxable-County	81,014,077,710.00	Cash Liabilities	135,594,092.24
DEFERRED CHARGES	12,679,999.71	State Equalized Valuation	77,735,413,470.00	Reserves for Receivables	78,108,742.41
SCHOOL, COUNTY, SPECIAL DISTRICT TAXES	989,609,059.60	State Equalization Ratio		Surplus Dec. 31, 1992	107,765,763.49
RESERVE FOR UNCOLLECTED TAXES	62,757,670.10			Total	321,468,598.13
EXPENDITURES TOTAL	1,735,101,202.76				

0399

Population 1980 362,542
 Population 1990 395,066
 S & P Rating
 Moody Rating

General Tax Rate Per \$100.

State Equalized Tax Rate

**SUMMARY
 BURLINGTON COUNTY
 MUNICIPALITIES**

PER CAPITA:

Grass Debt 1,006.16
 Net Debt 514.58
 Debt Service 45.90
 Total Tax Levy 1,036.21
 Municipal Expenditures 471.12

PER CENT:

Grass Debt 2.15
 Net Debt 1.10
 Tax Levy Collected 94.70
 Tax Levy Cancelled, Abated or Adjusted .58

EXPENDITURES		REVENUES-REALIZED		1992 PROPERTY TAX	
GENERAL GOVERNMENT		1992 Property Taxes Collected		STATE EQUALIZED TAX RATE	
Governing Body & Public Baards	677,651.84	1992 Payments in Lieu of Taxes	43,457.83	Local District School Taxes	186,313,540.91
Municipal Clerk	1,333,094.00	Delinquent Tax & Lien Collections	17,927,247.76	Regional & Consolidated School Tax	41,601,734.58
Financial Administration	3,052,963.85	Business Personalty Replacement Taxes	3,926,240.36	School Taxes in Municipal Budget	68,405.00
Assessment of Taxes	2,260,152.36	Taxes from Public Utilities	31,723,353.37	County Taxes	103,329,462.00
Collection of Taxes	1,810,081.50	Other Miscellaneous Tax Revenues	75,385.00	County Library Taxes	4,700,000.00
Planning, Housing & Development	2,592,104.57	State Aid Revenues	21,871,790.75	Local Municipal Purpose Taxes	60,733,112.99
Human Resources	2,880,534.34	Federal Aid Revenues		Veteran & Senior Citizen Taxes	2,952,199.00
Elections	34,111.00	State and Local Fiscal Assistance Act Utilized	11,122.32	Total Taxes for Rate Computation	399,698,554.48
General Administration (other)	18,432,822.98	Sale of Acquired Property	27,765,264.47	Special District Taxes	8,271,024.39
JUDICIARY		Other Miscellaneous Revenues	491,105,766.08	Bank Corp. Taxes	
Municipal Courts	3,188,033.56	Prior Years Surplus Appropriated	35,832,224.00	Added and Omitted Taxes	4,354,283.10
PUBLIC SAFETY		REVENUES TOTAL	526,937,990.08	Total Taxes Levied - ABSTRACT	409,371,662.97
Fire Protection	2,168,942.00	Reserve For Uncollected Taxes	27,174,170.20	Total Taxes Billed	409,474,216.71
Police Protection	3,616,022.02	CAPITAL OUTLAY TOTAL	29,502,419.55	1992 TAXES COLLECTED	387,761,904.22
Civil Defense & Disaster Control	91,025.88	Public Enterprises	10,802,280.90	1992 Taxes Cancelled, Abated or Adjusted	2,393,448.33
Environmental Inspection & Control	3,096,004.47	Recreation-Culture	1,795,756.18	Transfer to Tax Title Liens or Foreclosed	1,237,364.14
Other Public Safety	20,115.00	Public Works	7,845,768.78	Balance Outstanding Dec. 31, 1992	18,190,903.42
PUBLIC WORKS		Buildings and Grounds	9,015,483.63	PRIOR YEARS TAXES OUTSTANDING	
Streets and Drainage	15,118,873.39	Library and Education	43,130.06	Balance January 1, 1992	19,415,288.20
Sewers and Sewage Processing	2,855,852.32	Conservation		Collected in 1992	16,457,990.40
Garbage and Trash Disposal	13,108,178.54	All Other		Cancelled, Abated or Adjusted 1992	618,443.75
Public Buildings and Grounds	3,390,978.71	CAPITAL DEBT AUTHORIZED, DECEMBER 31, 1992		Transfers to Tax Title Liens or Foreclosed	126,528.64
Other Public Works	2,510,954.45	ISSUED AND UNISSUED		Balance December 31, 1992	2,212,325.41
HEALTH and WELFARE		School	124,093,475	TAX TITLE LIENS OUTSTANDING	
Health Services Except Environmental	206,889.32	Self-Liquidating	105,837,989	Balance January 1, 1992	8,392,707.92
Welfare-Public Assistance	383,545.00	Other	166,777,611	Transfer From Taxes	1,411,001.29
Hospital, Clinics, First Aid		Total	396,708,976	Redeemed in 1992	1,414,008.36
Animal, Insect, & Rodent Control	173,373.00	ISSUED AND OUTSTANDING		Cancelled, Abated or Adjusted (1992)	761,992.61
Other Welfare Services	53,088.00	School	100,286,973.49	Transfers to Foreclosed Property	275.00
RECREATION and CONSERVATION		Self-Liquidating	77,617,183.14	Balance December 31, 1992	7,647,433.24
Beaches and Boardwalks	50.00	Other	127,200,536.19	PROPERTY ACQUIRED BY DEED OR FORECLOSURE	
Parks, Playgrounds, Shade Trees	1,968,560.30	Total	305,104,692.82	Balance January 1, 1992	6,712,268.20
Land Reclamation & Conservation	282,403.33	EQUALIZED VALUATION BASIS		Transfers From Taxes or Liens	275.00
Other Recreational Services	2,044,487.00	FOR NET DEBT COMPUTATION	18,426,810,469.00	Sale for Cash (1992)	11,122.32
EDUCATION (excluding schools)		REAL PROPERTY VALUATIONS		Cancelled, Abated or Adjusted (1992)	8,127.68
Libraries	2,463,293.00	Code Class # of Parcels % VALN		Balance December 31, 1992	6,693,293.20
Other Educational Services	92,606.25	1 Vacant Land		CURRENT FINANCES DECEMBER 31, 1992	
STATUTORY EXPENDITURES		2 Residential		ASSETS	
Pensions & F. L. C. A.	7,649,150.08	3 Farm		Cash Dec. 31, 1992	117,897,927.31
Employee Fringe Benefits	8,420,990.14	4a Commercial (SEE PAGE 11)		Taxes Receivable	20,403,228.83
Other Statutory Expenditures	105,724.00	4b Industrial		Tax Title Liens	7,647,433.24
CETA And Other Public Employment Programs		4c Apartments		Foreclosed Property	6,693,293.20
MUNICIPAL FUNCTIONS TOTAL	138,626,911.20	Total		Emergencies & Other Deferred Charges	11,522,380.37
CAPITAL IMPROVEMENTS *MEMO*	1,617,670.00	Land Area 817.54 Sq. Miles		State and Federal Aid Receivable	1,542,005.35
DEBT SERVICE		Net Valuation Taxable-Municipal	17,251,120,314.00	Other Receivables	10,653,442.04
Principal Payments	10,352,966.64	Net Valuation Taxable-County	19,023,593,634.00	Total	176,359,710.34
Interest Payments	7,741,221.95	State Equalized Valuation	18,827,967,877.00	LIABILITIES, RESERVES, AND SURPLUS	
TYPE I SCHL DEBT *MEMO	131,000.00	State Equalization Ratio		Cash Liabilities	60,975,315.19
DEFERRED CHARGES	2,227,417.42			Reserves for Receivables	54,954,580.45
SCHOOL, COUNTY, SPECIAL DISTRICT TAXES	344,284,266.88			Surplus Dec. 31, 1992	60,429,814.70
RESERVE FOR UNCOLLECTED TAXES	27,174,170.20			Total	176,359,710.34
EXPENDITURES TOTAL	530,406,954.29				

0499

Population 1980 471,673
 Population 1990 502,324
 S & P Rating
 Moody Rating

General Tax Rate Per \$100.
 State Equalized Tax Rate

**SUMMARY
 CAMDEN COUNTY
 MUNICIPALITIES**

PER CAPITA:
 Gross Debt 1,030.10
 Net Debt 559.61
 Debt Service 48.71
 Total Tax Levy 1,085.05
 Municipal Expenditures 535.01

PER CENT.
 Gross Debt 2.88
 Net Debt 1.49
 Tax Levy Collected 92.51
 Tax Levy Cancelled, Abated or Adjusted 1.34

EXPENDITURES		REVENUES-REALIZED		1992 PROPERTY TAX	
GENERAL GOVERNMENT				STATE EQUALIZED TAX RATE ▼	
Governing Body & Public Boards	1,077,378.93	1992 Property Taxes Collected	433,625,952.85	Local District School Taxes	215,932,059.44
Municipal Clerk	635,856.00	1992 Payments in Lieu of Taxes	2,554,994.48	Regional & Consolidated School Tax	32,362,955.57
Financial Administration	4,589,816.73	Delinquent Tax & Lien Collections	22,061,880.72	School Taxes in Municipal Budget	
Assessment of Taxes	2,761,678.33	Business Personalty Replacement Taxes	7,493,083.73	County Taxes	* 154,681,260.00
Collection of Taxes	2,563,838.87	Taxes from Public Utilities	36,198,128.36	County Library Taxes	2,267,100.00
Planning, Housing & Development	2,594,037.62	Other Miscellaneous Tax Revenues	216,424.00	Local Municipal Purpose Taxes	100,888,705.16
Human Resources	9,218,810.58	State Aid Revenues	63,127,445.60	Veteran & Senior Citizen Taxes	4,797,300.00
Elections	233,392.12	Federal Aid Revenues	20,543.32	Total Taxes for Rate Computation	510,929,380.17
General Administration (other)	24,882,975.89	State and Local Fiscal Assistance Act Utilized		Special District Taxes	9,065,542.23
JUDICIARY		Sole of Acquired Property	41,427.00	Bank Corp. Taxes	
Municipal Courts	4,259,254.46	Other Miscellaneous Revenues	46,419,177.92	Added and Omitted Taxes	30,392,544.80
PUBLIC SAFETY		Total	511,759,057.88	Total Taxes Levied - ABSTRACT	545,590,167.20
Fire Protection	17,652,189.00	Prior Years Surplus Appropriated	25,514,250.54	Total Taxes Billed	468,747,279.24
Police Protection	52,990,301.60	REVENUES TOTAL	637,273,308.42	1992 TAXES COLLECTED	433,625,952.85
Civil Defense & Disaster Control	169,511.51	Reserve For Uncollected Taxes	35,990,253.97	1992 Taxes Cancelled, Abated or Adjusted	6,272,516.68
Environmental Inspection & Control	5,329,799.00	CAPITAL OUTLAY TOTAL		Transfer to Tax Title Liens or Foreclosed	14,867,211.37
Other Public Safety	35,627.00	Public Enterprises	8,049,385.46	Balance Outstanding Dec. 31, 1992	24,190,129.77
PUBLIC WORKS		Recreation-Culture	1,512,476.37	PRIOR YEARS TAXES OUTSTANDING	
Streets and Drainage	13,944,116.90	Public Works	7,154,466.80	Balance January 1, 1992	25,700,109.64
Sewers and Sewage Processing	9,737,887.16	Buildings and Grounds	68,313,980.72	Collected in 1992	19,654,520.02
Garbage and Trash Disposal	24,205,988.92	Library and Education	83,327.91	Cancelled, Abated or Adjusted 1992	1,981,058.20
Public Buildings and Grounds	7,331,334.84	Conservation		Transfers to Tax Title Liens or Foreclosed	1,567,171.38
Other Public Works	5,151,052.34	All Other		Balance December 31, 1992	2,497,360.04
HEALTH and WELFARE		CAPITAL DEBT AUTHORIZED, DECEMBER 31, 1992			
Health Services Except Environmental	1,083,480.88	ISSUED AND UNISSUED	GROSS DEBT	NET DEBT	
Welfare-Public Assistance	1,149,598.78	School	187,261,233	3,821,167	
Hospital, Clinics, First Aid		Self-Liquidating	76,968,064	8,595,719	
Animal, Insect, & Rodent Control	111,060.00	Other	278,371,531	263,968,889	
Other Welfare Services		Total	543,100,829	281,335,776	
RECREATION and CONSERVATION		ISSUED AND OUTSTANDING			
Beaches and Boardwalks	400.00	School	135,993,900.87		
Parks, Playgrounds, Shade Trees	1,552,808.55	Self-Liquidating	53,941,320.61		
Land Reclamation & Conservation	416,781.94	Other	237,282,247.07		
Other Recreational Services	2,285,138.23	Total	427,217,468.55		
EDUCATION (excluding schools)		EQUALIZED VALUATION BASIS			
Libraries	4,353,122.52	FOR NET DEBT COMPUTATION			
Other Educational Services	369,216.54	REAL PROPERTY VALUATIONS			
STATUTORY EXPENDITURES		Code	Class	# of Parcels	% VAL'N
Pensions & F. L. C. A.	12,062,877.59	1	Vacant Land		
Employee Fringe Benefits	18,736,726.66	2	Residential		
Other Statutory Expenditures	121,567.03	3	Farm		
CETA And Other Public Employment Programs		4a	Commercial (SEE PAGE 13)		
MUNICIPAL FUNCTIONS TOTAL		4b	Industrial		
CAPITAL IMPROVEMENTS *MEMO*		4c	Apartments		
DEBT SERVICE		Total			
Principal Payments	12,506,390.99	Land Area	222.01	Sq. Miles	
Interest Payments	11,985,656.16	Net Valuation Taxable-Municipal			10,208,471,401.00
DEFERRED CHARGES		Net Valuation Taxable-Caunty			19,388,635,620.00
SCHOOL, COUNTY, SPECIAL DISTRICT TAXES	1,961,840.12	State Equalized Valuation			19,333,776,766.00
RESERVE FOR UNCOLLECTED TAXES	414,308,917.24	State Equalization Ratio			
EXPENDITURES TOTAL	708,465,683.00				
				CURRENT FINANCES DECEMBER 31, 1992	
				ASSETS	
				Cash Dec. 31, 1992	71,714,951.05
				Taxes Receivable	26,687,489.81
				Tax Title Liens	20,711,631.92
				Foreclosed Property	31,319,583.12
				Emergencies & Other Deferred Charges	5,444,659.06
				State and Federal Aid Receivable	21,380,547.75
				Other Receivables	16,677,387.31
				Total	194,436,250.02
				LIABILITIES, RESERVES, AND SURPLUS	
				Cash Liabilities	64,271,201.77
				Reserves for Receivables	95,293,639.01
				Surplus Dec. 31, 1992	34,871,409.24
				Total	194,436,250.02

*Includes County Health Service Taxes, County Vocational School Taxes, or County Open Space Tax. See Table 13.

Population 1980 82,266
 Population 1990 95,089
 S & P Rating
 Moody Rating

General Tax Rate Per \$100.

State Equalized Tax Rate

**SUMMARY
 CAPE MAY COUNTY
 MUNICIPALITIES**

PER CAPITA:		PER CENT:	
Gross Debt	2,171.86	Gross Debt	1.61
Net Debt	1,409.27	Net Debt	1.04
Debt Service	184.78	Tax Levy Collected	91.84
Total Tax Levy	2,093.68	Tax Levy Cancelled, Abated or Adjusted	.80
Municipal Expenditures	1,489.58		

EXPENDITURES		REVENUES-REALIZED		1992 PROPERTY TAX	
				STATE EQUALIZED TAX RATE	
GENERAL GOVERNMENT					
Governing Body & Public Boards	390,132.97	1992 Property Taxes Collected	183,142,500.57	Local District School Taxes	59,392,360.10
Municipal Clerk	660,789.89	1992 Payments in Lieu of Taxes	178,987.99	Regional & Consolidated School Tax	8,212,315.50
Financial Administration	2,239,535.58	Delinquent Tax & Lien Collections	12,505,594.95	School Taxes in Municipal Budget	131,547.50
Assessment of Taxes	1,127,587.54	Business Personalty Replacement Taxes	1,196,083.92	County Taxes *	52,581,625.85
Collection of Taxes	1,344,976.52	Taxes from Public Utilities	15,425,446.00	County Library Taxes	2,496,689.11
Planning, Housing & Development	753,417.56	Other Miscellaneous Tax Revenues		Local Municipal Purpose Taxes	72,797,774.35
Human Resources	1,240,652.88	State Aid Revenues	5,345,245.91	Veteran & Senior Citizen Taxes	1,186,450.00
Elections	23,910.20	Federal Aid Revenues	54,324.67	Total Taxes for Rate Computation	196,798,762.41
General Administration (other)	16,098,448.49	State and Local Fiscal Assistance Act Utilized		Special District Taxes	2,499,053.93
JUDICIARY		Sole of Acquired Property		Bank Corp. Taxes	
Municipal Courts	1,725,309.69	Other Miscellaneous Revenues	29,082,262.91	Added and Omitted Taxes	974,534.77
PUBLIC SAFETY		Total	246,930,446.92	Total Taxes Levied - ABSTRACT	199,085,901.11
Fire Protection	5,176,813.01	Prior Years Surplus Appropriated	12,538,480.34	Total Taxes Billed	199,418,397.39
Police Protection	20,989,164.69	REVENUES TOTAL	259,468,927.26	1992 TAXES COLLECTED	183,142,500.57
Civil Defense & Disaster Control	151,744.28	Reserve For Uncollected Taxes	16,750,768.36	1992 Taxes Cancelled, Abated or Adjusted	1,599,305.17
Environmental Inspection & Control	1,829,907.53	CAPITAL OUTLAY TOTAL	28,460,075.60	Transfer to Tax Title Liens or Foreclosed	1,223,851.99
Other Public Safety				Balance Outstanding Dec. 31, 1992	13,453,634.66
PUBLIC WORKS				PRIOR YEARS TAXES OUTSTANDING	
Streets and Drainage	6,627,724.37	Public Enterprises	6,242,605.63	Balance January 1, 1992	12,284,150.00
Sewers and Sewage Processing	7,302,008.40	Recreation-Culture	3,177,201.79	Collected in 1992	10,850,408.27
Garbage and Trash Disposal	5,620,494.10	Public Works	4,588,647.80	Cancelled, Abated or Adjusted 1992	205,828.55
Public Buildings and Grounds	5,660,765.72	Buildings and Grounds	14,451,620.38	Transfers to Tax Title Liens or Foreclosed	277,937.17
Other Public Works	5,025,590.65	Library and Education		Balance December 31, 1992	949,976.01
HEALTH and WELFARE		Conservation		TAX TITLE LIENS OUTSTANDING	
Health Services Except Environmental	252,377.06	All Other		Balance January 1, 1992	4,274,254.07
Welfare-Public Assistance	162,957.74			Transfer From Taxes	1,530,600.06
Hospital, Clinics, First Aid	100.00			Redeemed in 1992	1,655,186.68
Animal, Insect, & Rodent Control	149,252.11			Cancelled, Abated or Adjusted (1992)	7,180.29
Other Welfare Services				Transfers to Foreclosed Property	22,875.63
RECREATION and CONSERVATION				Balance December 31, 1992	4,119,611.53
Beaches and Boardwalks	3,752,255.92			PROPERTY ACQUIRED BY DEED OR FORECLOSURE	
Parks, Playgrounds, Shade Trees	388,356.87			Balance January 1, 1992	5,906,518.57
Land Reclamation & Conservation	418,971.33			Transfers From Taxes or Liens	22,875.63
Other Recreational Services	1,580,021.23			Sale for Cash (1992)	
EDUCATION (excluding schools)				Cancelled, Abated or Adjusted (1992)	
Libraries	800,070.95			Balance December 31, 1992	5,929,394.20
Other Educational Services	1,321,604.59			CURRENT FINANCES DECEMBER 31, 1992	
STATUTORY EXPENDITURES				ASSETS	
Pensions & F. L. C. A.	5,320,294.59			Cash Dec. 31, 1992	42,537,641.44
Employee Fringe Benefits	6,931,228.95			Taxes Receivable	14,403,610.67
Other Statutory Expenditures	162,200.00			Tax Title Liens	4,119,611.53
CETA And Other Public Employment Programs				Foreclosed Property	5,929,394.20
MUNICIPAL FUNCTIONS TOTAL	105,228,715.41			Emergencies & Other Deferred Charges	1,186,811.03
CAPITAL IMPROVEMENTS *MEMO*	1,391,749.62			State and Federal Aid Receivable	734,106.18
DEBT SERVICE				Other Receivables	2,553,423.62
Principal Payments	10,397,317.41			Total	71,464,598.67
Interest Payments	7,173,563.39			LIABILITIES, RESERVES, AND SURPLUS	
TYPE I SCHL DEBT *MEMO	131,547.50			Cash Liabilities	24,786,385.04
DEFERRED CHARGES	2,092,605.11			Reserves for Receivables	27,002,256.31
SCHOOL, COUNTY, SPECIAL DISTRICT TAXES	125,313,591.99			Surplus Dec. 31, 1992	19,675,957.32
RESERVE FOR UNCOLLECTED TAXES	16,750,768.36			Total	71,464,598.67
EXPENDITURES TOTAL	266,956,561.67				

Population 1980 132,866
 Population 1990 138,053
 S & P Rating
 Moody Rating

General Tax Rate Per \$100.

State Equalized Tax Rate

**SUMMARY
 CUMBERLAND COUNTY
 MUNICIPALITIES**

PER CAPITA:
 Gross Debt 792.73
 Net Debt 257.03
 Debt Service 37.92
 Total Tax Levy 725.10
 Municipal Expenditures 533.39

PER CENT:
 Gross Debt 2.85
 Net Debt .92
 Tax Levy Collected 91.65
 Tax Levy Cancelled, Abated or Adjusted .42

EXPENDITURES		REVENUES-REALIZED		1992 PROPERTY TAX	
GENERAL GOVERNMENT				STATE EQUALIZED TAX RATE	
Governing Body & Public Boards	147,063.01	1992 Property Taxes Collected	89,694,559.82	Local District School Taxes	37,010,319.74
Municipal Clerk	201,161.00	1992 Payments in Lieu of Taxes	361,101.80	Regional & Consolidated School Tax	2,446,134.69
Financial Administration	1,613,351.87	Delinquent Tax & Lien Collections	8,307,861.33	School Taxes in Municipal Budget	417,221.02
Assessment of Taxes	611,990.13	Business Personalty Replacement Taxes	2,325,375.64	County Taxes	* 38,836,890.33
Collection of Taxes	868,996.48	Taxes from Public Utilities	7,855,433.25	County Library Taxes	
Planning, Housing & Development	953,588.75	Other Miscellaneous Tax Revenues	5,975.76	Local Municipal Purpose Taxes	20,293,833.24
Human Resources	3,012,602.83	State Aid Revenues	20,852,904.05	Veteran & Senior Citizen Taxes	1,552,585.00
Elections	151,963.18	Federal Aid Revenues	18,810.00	Total Taxes for Rate Computation	100,556,984.01
General Administration (other)	9,663,273.49	State and Local Fiscal Assistance Act Utilized	2,000.00	Special District Taxes	469,841.45
JUDICIARY		Sale of Acquired Property	9,606,372.21	Bank Corp. Taxes	
Municipal Courts	1,002,662.99	Other Miscellaneous Revenues	139,030,393.86	Added and Omitted Taxes	765,775.19
PUBLIC SAFETY		Prior Years Surplus Appropriated	10,746,250.09	Total Taxes Levied - ABSTRACT	100,240,015.65
Fire Protection	2,574,220.15	REVENUES TOTAL	149,776,643.95	Total Taxes Billed	97,866,029.06
Police Protection	10,225,967.81	Reserve For Uncollected Taxes	7,931,022.48	1992 TAXES COLLECTED	89,694,559.82
Civil Defense & Disaster Control	87,112.41	CAPITAL OUTLAY TOTAL	6,984,799.47	1992 Taxes Cancelled, Abated or Adjusted	413,067.42
Environmental Inspection & Control	1,129,712.81	Public Enterprises	2,562,935.33	Transfer to Tax Title Liens or Foreclosed	1,136,000.06
Other Public Safety		Recreation-Culture	24,366.58	Balance Outstanding Dec. 31, 1992	6,612,401.76
PUBLIC WORKS		Public Works	1,483,734.11	PRIOR YEARS TAXES OUTSTANDING	
Streets and Drainage	5,340,996.35	Buildings and Grounds	2,913,763.45	Balance January 1, 1992	8,147,937.10
Sewers and Sewage Processing	560,600.33	Library and Education		Collected in 1992	6,883,252.71
Garbage and Trash Disposal	2,333,229.04	Conservation		Cancelled, Abated or Adjusted 1992	64,315.36
Public Buildings and Grounds	1,729,160.38	All Other		Transfers to Tax Title Liens or Foreclosed	865,478.16
Other Public Works	262,590.02	CAPITAL DEBT AUTHORIZED, DECEMBER 31, 1992		Balance December 31, 1992	334,890.97
HEALTH and WELFARE		ISSUED AND UNISSUED		TAX TITLE LIENS OUTSTANDING	
Health Services Except Environmental	3,243,524.52	School	54,968,399	Balance January 1, 1992	4,936,171.38
Welfare-Public Assistance	1,285,673.00	Self-Liquidating	27,746,971	Transfer From Taxes	2,071,081.69
Hospital, Clinics, First Aid	30,200.00	Other	26,723,143	Redeemed in 1992	1,424,608.52
Animal, Insect, & Rodent Control	197,566.72	Total	109,439,018	Cancelled, Abated or Adjusted (1992)	30,560.57
Other Welfare Services	300.00	ISSUED AND OUTSTANDING		Transfers to Foreclosed Property	67,606.30
RECREATION and CONSERVATION		School	41,437,000.10	Balance December 31, 1992	5,534,477.68
Beaches and Boardwalks		Self-Liquidating	17,969,585.28	PROPERTY ACQUIRED BY DEED OR FORECLOSURE	
Parks, Playgrounds, Shade Trees	559,912.00	Other	15,321,169.02	Balance January 1, 1992	4,720,477.66
Land Reclamation & Conservation	92,544.84	Total	74,727,754.40	Transfers From Taxes or Liens	82,771.16
Other Recreational Services	784,199.08	EQUALIZED VALUATION BASIS		Sale for Cash (1992)	47,450.00
EDUCATION (excluding schools)		FOR NET DEBT COMPUTATION	3,830,053,001.00	Cancelled, Abated or Adjusted (1992)	132,400.00
Libraries	1,145,593.03	REAL PROPERTY VALUATIONS		Balance December 31, 1992	4,623,398.82
Other Educational Services	300,902.40	Code Class # of Parcels % VAL'N	ASSESSED VALUATION	CURRENT FINANCES DECEMBER 31, 1992	
STATUTORY EXPENDITURES		1 Vacant Land		ASSETS	
Pensions & F. L. C. A.	2,694,634.83	2 Residential		Cash Dec. 31, 1992	26,733,300.84
Employee Fringe Benefits	3,593,901.20	3 Farm		Taxes Receivable	6,947,292.63
Other Statutory Expenditures	6,500.00	4a Commercial (SEE PAGE 17)		Tax Title Liens	5,534,477.68
CETA And Other Public Employment Programs		4b Industrial		Foreclosed Property	4,623,398.82
MUNICIPAL FUNCTIONS TOTAL	56,405,604.65	4c Apartments		Emergencies & Other Deferred Charges	5,612,672.24
CAPITAL IMPROVEMENTS *MEMO*	641,200.00	Total		State and Federal Aid Receivable	7,115,710.59
DEBT SERVICE		Land Area 501.73 Sq. Miles		Other Receivables	5,270,025.09
Principal Payments	3,593,767.03	Net Valuation Taxable-Municipal	3,298,776,983.00	Total	61,836,877.89
Interest Payments	1,640,552.74	Net Valuation Taxable-County	4,074,346,266.00	LIABILITIES, RESERVES, AND SURPLUS	
TYPE I SCHL DEBT *MEMO	2,406,967.49	State Equalized Valuation	4,025,993,123.00	Cash Liabilities	21,796,064.47
DEFERRED CHARGES	4,064,833.42	State Equalization Ratio		Reserves for Receivables	18,883,722.12
SCHOOL COUNTY, SPECIAL DISTRICT TAXES	79,180,407.22			Surplus Dec. 31, 1992	21,157,091.29
RESERVE FOR UNCOLLECTED TAXES	7,931,022.48			Total	61,836,877.89
EXPENDITURES TOTAL	152,816,137.54				

Population 1980 851,116
 Population 1990 778,206
 S & P Rating
 Moody Rating

General Tax Rate Per \$100.

State Equalized Tax Rate

**SUMMARY
 ESSEX COUNTY
 MUNICIPALITIES**

PER CAPITA: Gross Debt 1,102.55 PER CENT: Gross Debt 2.20
 Net Debt 493.01 Net Debt .98
 Debt Service 72.13 Tax Levy Collected 91.95
 Total Tax Levy 1,292.82 Tax Levy Cancelled, Abated
 Municipal Expenditures 1,110.93 or Adjusted 1.28

EXPENDITURES		REVENUES-REALIZED		1992 PROPERTY TAX	
GENERAL GOVERNMENT				STATE EQUALIZED TAX RATE	
Governing Body & Public Boards	8,266,643.07	1992 Property Taxes Collected	925,677,651.91	Local District School Taxes	420,246,536.23
Municipal Clerk	5,062,067.90	1992 Payments in Lieu of Taxes	25,782,387.97	Regional & Consolidated School Tax	15,745,947.03
Financial Administration	12,775,073.28	Delinquent Tax & Lien Collections	37,035,216.45	School Taxes in Municipal Budget	3,473,741.57
Assessment of Taxes	4,210,497.26	Business Personalty Replacement Taxes	28,506,685.05	County Taxes	245,206,410.89
Collection of Taxes	3,282,527.85	Taxes from Public Utilities	56,137,960.34	County Library Taxes	
Planning, Housing & Development	7,111,839.49	Other Miscellaneous Tax Revenues	15,314,005.22	Local Municipal Purpose Taxes	318,729,547.13
Human Resources	20,172,154.77	State Aid Revenues	173,671,242.93	Veteran & Senior Citizen Taxes	3,493,800.00
Elections	478,281.14	Federal Aid Revenues	16,754,540.00	Total Taxes for Rate Computation	1,006,895,982.84
General Administration (other)	115,970,354.00	State and Local Fiscal Assistance Act Utilized	43.12	Special District Taxes	884,459.19
JUDICIARY		State of Acquired Property	2,336,250.14	Bank Corp. Taxes	
Municipal Courts	9,189,776.13	Other Miscellaneous Revenues	187,685,131.13	Added and Omitted Taxes	1,791,379.20
PUBLIC SAFETY		Total	1,466,961,112.26	Total Taxes Levied - ABSTRACT	1,006,078,021.23
Fire Protection	82,458,747.02	Prior Years Surplus Appropriated	28,919,803.89	Total Taxes Billed	1,006,731,445.84
Police Protection	128,265,876.95	REVENUES TOTAL	1,495,880,916.15	1992 TAXES COLLECTED	925,677,651.91
Civil Defense & Disaster Control	405,303.63	Reserve For Uncollected Taxes	77,414,114.70	1992 Taxes Cancelled, Abated or Adjusted	12,936,148.05
Environmental Inspection & Control	4,425,194.95	CAPITAL OUTLAY TOTAL	43,361,327.94	Transfer to Tax Title Liens or Foreclosed	16,484,510.57
Other Public Safety	8,779.43	Public Enterprises	9,680,592.56	Balance Outstanding Dec. 31, 1992	50,110,439.46
PUBLIC WORKS		Recreation-Culture	2,874,238.51	PRIOR YEARS TAXES OUTSTANDING	
Streets and Drainage	24,832,026.12	Public Works	8,633,102.81	Balance January 1, 1992	52,855,813.44
Sewers and Sewage Processing	90,057,914.10	Buildings and Grounds	21,045,921.73	Collected in 1992	23,416,712.43
Gorbage and Trash Disposol	28,001,774.83	Library and Education	1,117,529.28	Cancelled, Abated or Adjusted 1992	6,590,505.48
Public Buildings and Grounds	13,880,825.74	Conservation	9,943.00	Transfers to Tax Title Liens or Foreclosed	12,366,414.10
Other Public Works	7,792,830.58	All Other		Balance December 31, 1992	10,492,181.43
HEALTH and WELFARE		CAPITAL DEBT AUTHORIZED, DECEMBER 31, 1992		TAX TITLE LIENS OUTSTANDING	
Health Services Except Environmental	27,271,213.23	ISSUED AND UNISSUED		Balance January 1, 1992	36,720,349.28
Welfare-Public Assistance	9,130,161.96	School	317,360,401	Transfer From Taxes	32,994,377.89
Hospital, Clinics, First Aid	302,820.00	Self-Liquidating	154,734,233	Redeemed in 1992	13,679,968.39
Animal, Insect, & Rodent Control	492,913.84	Other	385,912,540	Cancelled, Abated or Adjusted (1992)	938,199.18
Other Welfare Services	839,624.89	Total	858,007,174	Transfers to Foreclosed Property	5,951,997.01
RECREATION and CONSERVATION		ISSUED AND OUTSTANDING		Balance December 31, 1992	49,144,562.59
Beaches and Boardwalks		School	244,037,971.00	PROPERTY ACQUIRED BY DEED OR FORECLOSURE	
Parks, Playgrounds, Shade Trees	7,521,979.63	Self-Liquidating	103,116,263.27	Balance January 1, 1992	98,109,036.31
Land Reclamation & Conservation	1,743,704.77	Other	274,597,863.14	Transfers From Taxes or Liens	
Other Recreational Services	8,739,087.50	Total	621,752,097.41	Sale for Cash (1992)	3,525.00
EDUCATION (excluding schools)		EQUALIZED VALUATION BASIS FOR NET DEBT COMPUTATION	38,953,561,114.00	Cancelled, Abated or Adjusted (1992)	3,839,819.54
Libraries	23,172,151.00	REAL PROPERTY VALUATIONS		Balance December 31, 1992	94,265,691.77
Other Educational Services	3,127,149.00	Code Class # of Parcels % VALN		CURRENT FINANCES DECEMBER 31, 1992	
STATUTORY EXPENDITURES		1 Vacant Land		ASSETS	
Pensions & F. L. C. A.	42,665,596.84	2 Residential		Cash Dec. 31, 1992	219,322,925.30
Employee Fringe Benefits	23,825,814.50	3 Farm		Taxes Receivable	60,602,620.89
Other Statutory Expenditures	88,400.00	4a Commercial (SEE PAGE 19)		Tax Title Liens	49,144,562.59
CETA And Other Public Employment Programs		4b Industrial		Foreclosed Property	94,265,691.77
MUNICIPAL FUNCTIONS TOTAL	715,666,209.40	4c Apartments		Emergencies & Other Deferred Charges	2,653,982.77
CAPITAL IMPROVEMENTS *MEMO*	4,055,944.00	Total		State and Federal Aid Receivable	5,409,010.29
DEBT SERVICE		Land Area 127.44 Sq. Miles		Other Receivables	48,976,610.53
Principal Payments	29,200,085.71	Net Valuation Taxable-Municipal	18,067,564,400.00	Total	480,375,404.14
Interest Payments	26,933,529.40	Net Valuation Taxable-County	39,606,556,955.00	LIABILITIES, RESERVES, AND SURPLUS	
TYPE I SCHL DEBT *MEMO	15,130,468.27	State Equalized Valuation	38,036,682,405.00	Cash Liabilities	169,062,082.79
DEFERRED CHARGES		State Equalization Ratio		Reserves for Receivables	252,523,397.51
SCHOOL, COUNTY, SPECIAL DISTRICT TAXES	685,557,094.90			Surplus Dec. 31, 1992	58,789,923.34
RESERVE FOR UNCOLLECTED TAXES	77,414,114.70			Total	490,375,404.14
EXPENDITURES TOTAL	1,550,073,207.98				

Population 1980 199,917
 Population 1990 230,082
 S & P Rating
 Moody Rating

General Tax Rate Per \$100.
 State Equalized Tax Rate

**SUMMARY
 GLOUCESTER COUNTY
 MUNICIPALITIES**

PER CAPITA:
 Gross Debt 833.02
 Net Debt 363.19
 Debt Service 37.98
 Total Tax Levy 1,010.23
 Municipal Expenditures 525.00

PER CENT:
 Gross Debt 2.00
 Net Debt .80
 Tax Levy Collected 94.02
 Tax Levy Cancelled, Abated or Adjusted .33

EXPENDITURES		REVENUES-REALIZED		1992 PROPERTY TAX			
GENERAL GOVERNMENT				STATE EQUALIZED TAX RATE			
Governing Body & Public Boards	601,631.89	1992 Property Taxes Collected	218,951,973.51	Local District School Taxes	97,292,025.79		
Municipal Clerk	664,140.17	1992 Payments in Lieu of Taxes	81,944.86	Regional & Consolidated School Tax	12,957,449.56		
Financial Administration	1,499,906.59	Delinquent Tax & Lien Collections	11,422,157.95	School Taxes in Municipal Budget			
Assessment of Taxes	2,007,574.61	Business Personality Replacement Taxes	2,463,615.82	County Taxes	63,573,309.20		
Collection of Taxes	1,140,741.42	Taxes from Public Utilities	16,537,752.20	County Library Taxes	953,797.00		
Planning, Housing & Development	1,097,980.45	Other Miscellaneous Tax Revenues	6,712.00	Local Municipal Purpose Taxes	47,491,483.65		
Human Resources	2,021,817.83	State Aid Revenues	15,311,642.23	Veteran & Senior Citizen Taxes	2,066,100.00		
Elections	79,528.19	Federal Aid Revenues		Total Taxes for Rate Computation	224,324,155.20		
General Administration (other)	12,898,977.01	State and Local Fiscal Assistance Act Utilized	279.03	Special District Taxes	6,778,158.81		
JUDICIARY		Sale of Acquired Property	3,500.00	Bank Corp. Taxes			
Municipal Courts	1,648,851.49	Other Miscellaneous Revenues	19,577,851.77	Added and Omitted Taxes	3,411,626.72		
PUBLIC SAFETY		Total	234,367,429.37	Total Taxes Levied - ABSTRACT	232,447,950.73		
Fire Protection	1,887,145.97	Prior Years Surplus Appropriated	12,346,250.94	Total Taxes Billed	232,881,667.38		
Police Protection	24,495,067.43	REVENUES TOTAL	296,713,680.31	1992 TAXES COLLECTED	218,951,973.51		
Civil Defense & Disaster Control	172,429.96	Reserve For Uncollected Taxes	14,894,749.77	1992 Taxes Cancelled, Abated or Adjusted	778,857.35		
Environmental Inspection & Control	2,503,716.87	CAPITAL OUTLAY TOTAL	16,056,647.21	Transfer to Tax Title Liens or Foreclosed	1,180,034.74		
Other Public Safety		Public Enterprises	5,599,769.96	Balance Outstanding Dec. 31, 1992	11,992,445.30		
PUBLIC WORKS		Recreation-Culture	346,754.81	PRIOR YEARS TAXES OUTSTANDING			
Streets and Drainage	8,189,609.93	Public Works	4,256,825.49	Balance January 1, 1992	12,262,812.57		
Sewers and Sewage Processing	1,588,395.16	Buildings and Grounds	5,853,296.95	Collected in 1992	9,953,769.12		
Garbage and Trash Disposal	12,442,944.69	Library and Education		Cancelled, Abated or Adjusted 1992	103,921.62		
Public Buildings and Grounds	1,389,911.81	Conservation		Transfers to Tax Title Liens or Foreclosed	947,494.51		
Other Public Works	2,248,311.37	All Other		Balance December 31, 1992	1,257,627.32		
HEALTH and WELFARE		CAPITAL DEBT AUTHORIZED, DECEMBER 31, 1992		TAX TITLE LIENS OUTSTANDING			
Health Services Except Environmental	441,358.68	ISSUED AND UNISSUED		Balance January 1, 1992	5,454,306.47		
Welfare-Public Assistance	273,973.23	SCHOOL	101,919,504	Transfer From Taxes	2,218,300.67		
Hospital, Clinics, First Aid		Self-Liquidating	26,899,150	Redeemed in 1992	1,468,388.93		
Animal, Insect, & Rodent Control	77,207.15	Other	63,993,926	Cancelled, Abated or Adjusted (1992)	477,484.46		
Other Welfare Services	32,524.00	Total	192,812,581	Transfers to Foreclosed Property	87,744.38		
RECREATION and CONSERVATION		ISSUED AND OUTSTANDING		Balance December 31, 1992	5,638,989.37		
Beaches and Boardwalks		SCHOOL	95,123,180.00	PROPERTY ACQUIRED BY DEED OR FORECLOSURE			
Parks, Playgrounds, Shade Trees	1,042,237.10	Self-Liquidating	20,942,263.94	Balance January 1, 1992	25,726,557.89		
Land Reclamation & Conservation	625,328.33	Other	53,313,759.29	Transfers From Taxes or Liens	87,744.38		
Other Recreational Services	961,756.76	Total	169,379,203.23	Sale for Cash (1992)	3,500.00		
EDUCATION (excluding schools)		EQUALIZED VALUATION BASIS		Cancelled, Abated or Adjusted (1992)	78,400.00		
Libraries	2,543,381.44	FOR NET DEBT COMPUTATION	9,638,348,732.00	Balance December 31, 1992	25,732,402.27		
Other Educational Services	37,055.72	REAL PROPERTY VALUATIONS		CURRENT FINANCES DECEMBER 31, 1992			
STATUTORY EXPENDITURES		Code	Class	# of Parcels	% VALN	ASSETS	
Pensions & F. L. C. A.	5,244,394.12	1	Vacant Land			Cash Dec. 31, 1992	
Employee Fringe Benefits	5,764,728.84	2	Residential			Taxes Receivable	
Other Statutory Expenditures	41,358.70	3	Farm			Tax Title Liens	
CETA And Other Public Employment Programs		4a	Commercial (SEE PAGE 21)			Foreclosed Property	
MUNICIPAL FUNCTIONS TOTAL	95,725,007.91	4b	Industrial			Emergencies & Other Deferred Charges	
CAPITAL IMPROVEMENTS *MEMO*	891,151.00	4c	Apartments			State and Federal Aid Receivable	
DEBT SERVICE		Total				Other Receivables	
Principal Payments	5,294,858.71	Land Area	323.36	Sq. Miles		Total	
Interest Payments	3,442,745.81	Net Valuation Taxable-Municipal				97,894,049.24	
DEFERRED CHARGES		Net Valuation Taxable-County				LIABILITIES, RESERVES, AND SURPLUS	
SCHOOL, COUNTY, SPECIAL DISTRICT TAXES	1,435,606.96	State Equalized Valuation				Cash Liabilities	
RESERVE FOR UNCOLLECTED TAXES	14,894,749.77	State Equalization Ratio				Reserves for Receivables	
EXPENDITURES TOTAL	302,337,709.52					Surplus Dec. 31, 1992	

0999

Population 1980 556,972
 Population 1990 553,099
 S & P Rating
 Moody Rating

General Tax Rate Per \$100.
 State Equalized Tax Rate

**SUMMARY
 HUDSON COUNTY
 MUNICIPALITIES**

PER CAPITA: Gross Debt 1,846.99
 Net Debt 984.31
 Debt Service 97.92
 Total Tax Levy 1,137.59
 Municipal Expenditures 1,062.72

PER CENT: Gross Debt 4.30
 Net Debt 2.29
 Tax Levy Collected 88.50
 Tax Levy Cancelled, Abated or Adjusted 1.92

EXPENDITURES		REVENUES-REALIZED		1992 PROPERTY TAX	
GENERAL GOVERNMENT				STATE EQUALIZED TAX RATE	
Governing Body & Public Boards	1,893,836.00	1992 Property Taxes Collected	541,702,579.84	Local District School Taxes	235,681,294.00
Municipal Clerk	1,642,889.22	1992 Payments in Lieu of Taxes	5,146,060.05	Regional & Consolidated School Tax	
Financial Administration	13,387,678.69	Delinquent Tax & Lien Collections	39,876,064.81	School Taxes in Municipal Budget	9,445,887.44
Assessment of Taxes	5,203,864.76	Business Personality Replacement Taxes	18,174,433.42	County Taxes	144,311,445.00
Collection of Taxes	2,343,035.44	Taxes from Public Utilities	64,175,231.39	County Library Taxes	
Planning, Housing & Development	3,513,192.00	Other Miscellaneous Tax Revenues	4,417,081.00	Local Municipal Purpose Taxes	236,454,424.09
Human Resources	17,517,582.99	State Aid Revenues	108,842,246.66	Veteran & Senior Citizen Taxes	2,550,650.00
Elections	332,783.77	Federal Aid Revenues	250,000.00	Total Taxes for Rate Computation	628,443,700.53
General Administration (other)	40,452,580.62	State and Local Fiscal Assistance Act Utilized		Special District Taxes	840,000.00
JUDICIARY		Sale of Acquired Property		Bank Corp. Taxes	
Municipal Courts	6,764,745.28	Other Miscellaneous Revenues	101,664,927.77	Added and Omitted Taxes	2,469,321.98
PUBLIC SAFETY		Total	884,248,524.94	Total Taxes Levied - ABSTRACT	629,202,372.51
Fire Protection	77,730,954.25	Prior Years Surplus Appropriated	8,629,723.52	Total Taxes Billed	612,078,286.91
Police Protection	95,225,174.58	REVENUES TOTAL	892,878,348.46	1992 TAXES COLLECTED	541,702,579.84
Civil Defense & Disaster Control	137,252.00	Reserve For Uncollected Taxes	60,449,960.88	1992 Taxes Cancelled, Abated or Adjusted	11,781,834.34
Environmental Inspection & Control	5,048,245.05	CAPITAL OUTLAY TOTAL	57,069,388.94	Transfer to Tax Title Liens or Foreclosed	19,873,926.20
Other Public Safety	202,060.00	Public Enterprises	3,440,417.98	Balance Outstanding Dec. 31, 1992	38,719,946.53
PUBLIC WORKS		Recreation-Culture	2,969,484.48	PRIOR YEARS TAXES OUTSTANDING	
Streets and Drainage	20,651,671.69	Public Works	9,778,319.83	Balance January 1, 1992	62,200,847.69
Sewers and Sewage Processing	15,542,698.48	Buildings and Grounds	40,530,373.65	Collected in 1992	27,268,239.38
Garbage and Trash Disposal	32,780,690.00	Library and Education	350,793.00	Cancelled, Abated or Adjusted 1992	1,470,590.64
Public Buildings and Grounds	4,451,070.08	Conservation		Transfers to Tax Title Liens or Foreclosed	3,505,820.10
Other Public Works	9,079,476.00	All Other		Balance December 31, 1992	29,956,197.57
HEALTH and WELFARE		CAPITAL DEBT AUTHORIZED, DECEMBER 31, 1992		TAX TITLE LIENS OUTSTANDING	
Health Services Except Environmental	11,612,024.83	ISSUED AND UNISSUED		Balance January 1, 1992	39,422,161.83
Welfare-Public Assistance	5,027,352.76	School	244,004,467	Transfer From Taxes	23,409,785.22
Hospital, Clinics, First Aid	1,408,249.00	Self-Liquidating	110,577,434	Redeemed in 1992	10,607,885.43
Animal, Insect, & Rodent Control	153,200.00	Other	666,985,467	Cancelled, Abated or Adjusted (1992)	16,707,644
Other Welfare Services	420,360.02	Total	1,021,567,369	Transfers to Foreclosed Property	1,228,263.72
RECREATION and CONSERVATION		ISSUED AND OUTSTANDING		Balance December 31, 1992	50,979,090.46
Beaches and Boardwalks		School	185,344,600.00	PROPERTY ACQUIRED BY DEED OR FORECLOSURE	
Parks, Playgrounds, Shade Trees	3,829,115.71	Self-Liquidating	88,532,014.00	Balance January 1, 1992	20,841,129.00
Land Reclamation & Conservation	1,093,218.85	Other	581,869,749.09	Transfers From Taxes or Liens	
Other Recreational Services	4,286,147.11	Total	855,746,363.09	Sale for Cash (1992)	
EDUCATION (excluding schools)		EQUALIZED VALUATION BASIS FOR NET DEBT COMPUTATION	23,750,161,652.33	Cancelled, Abated or Adjusted (1992)	
Libraries	9,769,871.00	REAL PROPERTY VALUATIONS		Balance December 31, 1992	20,841,129.00
Other Educational Services	382,390.25	Code Class # of Parcels % VALN ASSESSED VALUATION		CURRENT FINANCES DECEMBER 31, 1992	
STATUTORY EXPENDITURES		1 Vacant Land		ASSETS	
Pensions & F. L. C. A.	15,534,529.14	2 Residential		Cash Dec. 31, 1992	120,111,459.17
Employee Fringe Benefits	49,040,751.50	3 Farm		Taxes Receivable	68,676,144.10
Other Statutory Expenditures	42,100.00	4a Commercial (SEE PAGE 23)		Tax Title Liens	50,979,090.46
CETA And Other Public Employment Programs		4b Industrial		Foreclosed Property	20,841,129.00
MUNICIPAL FUNCTIONS TOTAL	456,305,851.07	4c Apartments		Emergencies & Other Deferred Charges	13,582,934.93
CAPITAL IMPROVEMENTS *MEMO*	800,200.00	Total		State and Federal Aid Receivable	3,498,236.88
DEBT SERVICE		Land Area 46.42 Sq. Miles		Other Receivables	28,390,053.77
Principal Payments	30,670,730.48	Net Valuation Taxable-Municipal	20,568,649,401.00	Total	306,069,048.31
Interest Payments	23,435,621.49	Net Valuation Taxable-County	24,111,240,357.00	LIABILITIES, RESERVES, AND SURPLUS	
TYPE I SCHL DEBT *MEMO	15,902,483.27	State Equalized Valuation	23,024,074,542.00	Cash Liabilities	128,405,596.60
DEFERRED CHARGES	16,927,867.51	State Equalization Ratio		Reserves for Receivables	156,755,923.23
SCHOOL, COUNTY, SPECIAL DISTRICT TAXES	390,278,626.44			Surplus Dec. 31, 1992	20,907,528.48
RESERVE FOR UNCOLLECTED TAXES	60,449,960.88			Total	306,069,048.31
EXPENDITURES TOTAL	978,068,657.87				

1099

Population 1980 87,361
 Population 1990 107,776
 S & P Rating
 Moody Rating

General Tax Rate Per \$100.
 State Equalized Tax Rate

**SUMMARY
 HUNTERDON COUNTY
 MUNICIPALITIES**

PER CAPITA:
 Gross Debt 907.05
 Net Debt 416.61
 Debt Service 33.74
 Total Tax Levy 1,475.90
 Municipal Expenditures 593.71

PER CENT:
 Gross Debt 1.06
 Net Debt .48
 Tax Levy Collected 24.20
 Tax Levy Cancelled, Abated or Adjusted .08

EXPENDITURES		REVENUES-REALIZED		1992 PROPERTY TAX	
GENERAL GOVERNMENT				STATE EQUALIZED TAX RATE ∇	
Governing Body & Public Boards	35,575.00	1992 Property Taxes Collected	150,812,902.04	Local District School Taxes	70,535,557.90
Municipal Clerk	184,794.00	1992 Payments in Lieu of Taxes	18,569.77	Regional & Consolidated School Tax	37,866,264.29
Financial Administration	1,078,179.24	Delinquent Tax & Lien Collections	7,336,765.63	School Taxes in Municipal Budget	
Assessment of Taxes	798,004.23	Taxes from Public Utilities	1,715,407.56	County Taxes	27,730,000.00
Collection of Taxes	891,190.04	Business Personalty Replacement Taxes	11,713,474.82	County Library Taxes	2,167,500.00
Planning, Housing & Development	1,859,401.85	Other Miscellaneous Tax Revenues	971,756.89	Local Municipal Purpose Taxes	17,842,212.61
Human Resources	644,074.51	State Aid Revenues	5,244,016.13	Veteran & Senior Citizen Taxes	639,001.00
Elections	18,155.00	Federal Aid Revenues		Total Taxes for Rate Computation	156,780,535.80
General Administration (other)	7,211,513.11	State and Local Fiscal Assistance Act Utilized		Special District Taxes	214,248.85
JUDICIARY		Sale of Acquired Property		Bank Corp. Taxes	
Municipal Courts	1,214,907.23	Other Miscellaneous Revenues	9,538,087.04	Added and Omitted Taxes	2,711,128.04
PUBLIC SAFETY		Total	187,350,977.93	Total Taxes Levied - ABSTRACT	159,066,911.69
Fire Protection	1,568,064.21	Prior Years Surplus Appropriated	17,556,543.89	Total Taxes Billed	623,317,318.09
Police Protection	7,732,348.69	REVENUES TOTAL	204,907,526.82	1992 TAXES COLLECTED	150,812,902.04
Civil Defense & Disaster Control	59,655.00	Reserve For Uncollected Taxes	10,777,169.50	1992 Taxes Cancelled, Abated or Adjusted	499,471.17
Environmental Inspection & Control	1,188,666.49	CAPITAL OUTLAY TOTAL	6,853,867.95	Transfer to Tax Title Liens or Foreclosed	613,348.85
Other Public Safety		Public Enterprises	968,739.16	Balance Outstanding Dec. 31, 1992	7,586,661.42
PUBLIC WORKS		Recreation—Culture	273,628.21	PRIOR YEARS TAXES OUTSTANDING	
Streets and Drainage	8,569,206.02	Public Works	2,459,870.44	Balance January 1, 1992	7,179,391.86
Sewers and Sewage Processing	343,473.50	Buildings and Grounds	3,151,630.14	Collected in 1992	6,349,417.72
Garbage and Trash Disposal	1,405,512.80	Library and Education		Cancelled, Abated or Adjusted 1992	272,348.35
Public Buildings and Grounds	1,701,420.66	Conservation		Transfers to Tax Title Liens or Foreclosed	39,218.82
Other Public Works	495,306.00	All Other		Balance December 31, 1992	518,406.97
HEALTH and WELFARE		CAPITAL DEBT AUTHORIZED, DECEMBER 31, 1992		TAX TITLE LIENS OUTSTANDING	
Health Services Except Environmental	319,619.00	ISSUED AND UNISSUED		Balance January 1, 1992	2,994,795.33
Welfare-Public Assistance	116,905.60	School	40,007,603	Transfer From Taxes	660,154.15
Hospital, Clinics, First Aid	1,100.00	Self-Liquidating	15,650,904	Redeemed in 1992	987,347.96
Animal, Insect, & Rodent Control	69,310.00	Other	42,099,681	Cancelled, Abated or Adjusted (1992)	63,015.14
Other Welfare Services	7,256.00	Total	97,758,189	Transfers to Foreclosed Property	
RECREATION and CONSERVATION				Balance December 31, 1992	2,604,536.38
Beaches and Boardwalks				PROPERTY ACQUIRED BY DEED OR FORECLOSURE	
Parks, Playgrounds, Shade Trees	364,896.96			Balance January 1, 1992	985,650.00
Land Reclamation & Conservation	681,691.05			Transfers From Taxes or Liens	
Other Recreational Services	523,913.00			Sale for Cash (1992)	
EDUCATION (excluding schools)				Cancelled, Abated or Adjusted (1992)	1,100.00
Libraries	392,075.78			Balance December 31, 1992	984,550.00
Other Educational Services	4,043,832.00			CURRENT FINANCES DECEMBER 31, 1992	
STATUTORY EXPENDITURES		EQUALIZED VALUATION BASIS FOR NET DEBT COMPUTATION		ASSETS	
Pensions & F.L.C.A.	2,361,026.87	9,240,455,311.33		Cash Dec. 31, 1992	58,284,028.49
Employee Fringe Benefits	2,484,395.41			Taxes Receivable	8,105,068.39
Other Statutory Expenditures	51,355.00			Tax Title Liens	2,604,586.38
CETA And Other Public Employment Programs				Foreclosed Property	984,550.00
MUNICIPAL FUNCTIONS TOTAL	48,416,823.25			Emergencies & Other Deferred Charges	679,362.62
CAPITAL IMPROVEMENTS *MEMO*	1,339,345.39			State and Federal Aid Receivable	448,609.04
DEBT SERVICE				Other Receivables	1,276,602.96
Principal Payments	2,247,437.08			Total	72,382,307.88
Interest Payments	1,388,505.56			LIABILITIES, RESERVES, AND SURPLUS	
DEFERRED CHARGES				Cash Liabilities	18,075,053.27
SCHOOL COUNTY, SPECIAL DISTRICT TAXES	138,513,571.04			Reserves for Receivables	13,059,841.10
RESERVE FOR UNCOLLECTED TAXES	10,777,169.50			Surplus Dec. 31, 1992	41,247,913.51
EXPENDITURES TOTAL	202,500,802.40			Total	72,382,307.88

Population 1980 307,863
Population 1990 325,824
S & P Rating
Moody Rating

General Tax Rate Per \$100.
State Equalized Tax Rate

SUMMARY MERCER COUNTY MUNICIPALITIES

PER CAPITA: 1,643.39
Gross Debt 902.14
Net Debt 86.68
Debt Service 1,280.25
Total Tax Levy 1,007.98
Municipal Expenditures

PER CENT:
Gross Debt 2.91
Net Debt 1.60
Tax Levy Collected 93.86
Tax Levy Cancelled, Abated or Adjusted .83

EXPENDITURES	REVENUES-REALIZED		1992 PROPERTY TAX	
GENERAL GOVERNMENT			STATE EQUALIZED TAX RATE	
Governing Body & Public Boards	1,129,861.60	1992 Property Taxes Collected	389,639,332.05	Local District School Taxes
Municipal Clerk	1,205,863.00	1992 Payments in Lieu of Taxes	7,579,899.66	Regional & Consolidated School Tax
Financial Administration	3,911,329.19	Delinquent Tax & Lien Collections	17,470,902.34	School Taxes in Municipal Budget
Assessment of Taxes	2,223,383.46	Business Personality Replacement Taxes	7,483,643.18	County Taxes
Collection of Taxes	1,489,497.00	Taxes from Public Utilities	33,597,007.33	County Library Taxes
Planning, Housing & Development	3,788,878.15	Other Miscellaneous Tax Revenues	1,120,300.49	Local Municipal Purpose Taxes
Human Resources	9,255,106.84	State Aid Revenues	57,444,196.33	Veteran & Senior Citizen Taxes
Elections	96,735.51	Federal Aid Revenues	1,413,325.00	Total Taxes for Rate Computation
General Administration (other)	87,556,504.24	State and Local Fiscal Assistance Act Utilized		Special District Taxes
JUDICIARY		Sale of Acquired Property		Bank Corp. Taxes
Municipal Courts	4,299,888.02	Other Miscellaneous Revenues	49,475,575.75	Added and Omitted Taxes
PUBLIC SAFETY		Total	565,224,180.18	Total Taxes Levied - ABSTRACT
Fire Protection	17,892,630.04	Prior Years Surplus Appropriated	18,812,415.40	Total Taxes Billed
Police Protection	46,470,913.78	REVENUES TOTAL	584,036,595.58	1992 TAXES COLLECTED
Civil Defense & Disaster Control	352,111.00	Reserve For Uncollected Taxes	25,865,921.08	1992 Taxes Cancelled, Abated or Adjusted
Environmental Inspection & Control	3,083,997.33	CAPITAL OUTLAY TOTAL	34,235,781.32	Transfer to Tax Title Liens or Foreclosed
Other Public Safety	41,421.00	Public Enterprises	12,824,570.17	Balance Outstanding Dec. 31, 1992
PUBLIC WORKS		Recreation-Culture	2,329,510.33	PRIOR YEARS TAXES OUTSTANDING
Streets and Drainage	12,301,998.94	Public Works	8,126,124.28	Balance January 1, 1992
Sewers and Sewage Processing	12,108,917.97	Buildings and Grounds	10,920,937.47	Collected in 1992
Garbage and Trash Disposal	18,396,235.51	Library and Education	34,639.07	Cancelled, Abated or Adjusted 1992
Public Buildings and Grounds	3,460,933.71	Conservation		Transfers to Tax Title Liens or Foreclosed
Other Public Works	5,968,063.00	All Other		Balance December 31, 1992
HEALTH AND WELFARE		CAPITAL DEBT AUTHORIZED, DECEMBER 31, 1992		TAX TITLE LIENS OUTSTANDING
Health Services Except Environmental	6,371,427.95	ISSUED AND UNISSUED		Balance January 1, 1992
Welfare-Public Assistance	2,065,520.48	SCHOOL	98,018,071	Transfer From Taxes
Hospital, Clinics, First Aid		Self-Liquidating	118,180,820	Redeemed in 1992
Animal, Insect, & Rodent Control	378,534.78	Other	319,256,874	Cancelled, Abated or Adjusted (1992)
Other Welfare Services		Total	535,455,766	Transfers to Foreclosed Property
RECREATION AND CONSERVATION		ISSUED AND OUTSTANDING		Balance December 31, 1992
Beaches and Boardwalks		SCHOOL	72,734,474.28	PROPERTY ACQUIRED BY DEED OR FORECLOSURE
Parks, Playgrounds, Shade Trees	2,237,805.00	Self-Liquidating	85,076,246.99	Balance January 1, 1992
Land Reclamation & Conservation	206,973.77	Other	253,428,533.39	Transfers From Taxes or Liens
Other Recreational Services	3,996,011.00	Total	411,239,254.66	Sale for Cash (1992)
EDUCATION (excluding schools)		EQUALIZED VALUATION BASIS		Cancelled, Abated or Adjusted (1992)
Libraries	4,960,591.67	FOR NET DEBT COMPUTATION	18,353,612,049.00	Balance December 31, 1992
Other Educational Services	466,380.00	REAL PROPERTY VALUATIONS		CURRENT FINANCES DECEMBER 31, 1992
STATUTORY EXPENDITURES		Code Class # of Parcels % VAL'N	ASSESSED VALUATION	ASSETS
Pensions & F. I. C. A.	9,016,361.84	1 Vacant Land		Cash Dec. 31, 1992
Employee Fringe Benefits	7,946,234.00	2 Residential		Taxes Receivable
Other Statutory Expenditures	18,403.00	3 Farm		Tax Title Liens
CETA And Other Public Employment Programs		4a Commercial (SEE PAGE 27)		Foreclosed Property
MUNICIPAL FUNCTIONS TOTAL	272,703,562.78	4b Industrial		Emergencies & Other Deferred Charges
CAPITAL IMPROVEMENTS *MEMO*	1,360,610.01	4c Apartments		State and Federal Aid Receivable
DEBT SERVICE		Total		Other Receivables
Principal Payments	14,146,743.92	Land Area 226.00 Sq. Miles		Total
Interest Payments	14,094,934.59	Net Valuation Taxable-Municipal	8,508,791,742.00	LIABILITIES, RESERVES, AND SURPLUS
TYPE I SCHL DEBT *MEMO	1,747,073.00	Net Valuation Taxable-County	18,614,364,423.00	Cash Liabilities
DEFERRED CHARGES	1,611,661.71	State Equalized Valuation	18,576,243,025.00	Reserves for Receivables
SCHOOL, COUNTY, SPECIAL DISTRICT TAXES	324,565,490.85	State Equalization Ratio		Surplus Dec. 31, 1992
RESERVE FOR UNCOLLECTED TAXES	25,865,921.08			Total
EXPENDITURES TOTAL	652,988,364.93			130,725,826.12

Population 1980 595,893
 Population 1990 671,780
 S & P Rating
 Moody Rating

General Tax Rate Per \$100.
 State Equalized Tax Rate

SUMMARY
 MIDDLESEX COUNTY
 MUNICIPALITIES

PER CAPITA: Gross Debt 1,482.63
 Net Debt 962.60
 Debt Service 83.33
 Total Tax Levy 1,349.97
 Municipal Expenditures 668.90
 PER CENT: Gross Debt 2.25
 Net Debt 1.46
 Tax Levy Collected 99.85
 Tax Levy Cancelled, Abated or Adjusted .43

EXPENDITURES	REVENUES-REALIZED	1992 PROPERTY TAX
GENERAL GOVERNMENT		STATE EQUALIZED TAX RATE
Governing Body & Public Boards	1,493,598.10	Local District School Taxes
Municipal Clerk	1,589,295.84	Regional & Consolidated School Tax
Financial Administration	9,590,331.88	School Taxes in Municipal Budget
Assessment of Taxes	5,848,728.34	County Taxes
Collection of Taxes	2,232,365.66	County Library Taxes
Planning, Housing & Development	4,338,332.51	Local Municipal Purpose Taxes
Human Resources	8,692,072.67	Veteran & Senior Citizen Taxes
Elections	266,462.51	Total Taxes for Rate Computation
General Administration (other)	32,279,224.73	Special District Taxes
JUDICIARY		Bank Corp. Taxes
Municipal Courts	5,768,732.74	Added and Omitted Taxes
PUBLIC SAFETY		Total Taxes Levied - ABSTRACT
Fire Protection	19,946,366.70	Total Taxes Billed
Police Protection	91,488,613.96	1992 TAXES COLLECTED
Civil Defense & Disaster Control	276,310.00	1992 Taxes Cancelled, Abated or Adjusted
Environmental Inspection & Control	6,764,073.59	Transfer to Tax Title Liens or Foreclosed
Other Public Safety	81,049.00	Balance Outstanding Dec. 31, 1992
PUBLIC WORKS		PRIOR YEARS TAXES OUTSTANDING
Streets and Drainage	23,984,156.74	Balance January 1, 1992
Sewers and Sewage Processing	14,368,418.00	Collected in 1992
Garbage and Trash Disposal	19,010,816.50	Cancelled, Abated or Adjusted 1992
Public Buildings and Grounds	8,171,492.60	Transfers to Tax Title Liens or Foreclosed
Other Public Works	4,965,145.19	Balance December 31, 1992
HEALTH and WELFARE		TAX TITLE LIENS OUTSTANDING
Health Services Except Environmental	4,048,654.00	Balance January 1, 1992
Welfare-Public Assistance	1,649,988.98	Transfer From Taxes
Hospital, Clinics, First Aid	39,250.00	Redeemed in 1992
Animal, Insect, & Rodent Control	367,852.95	Cancelled, Abated or Adjusted (1992)
Other Welfare Services	343,099.00	Transfers to Foreclosed Property
RECREATION and CONSERVATION		Balance December 31, 1992
Beaches and Boardwalks	6,821,748.20	PROPERTY ACQUIRED BY DEED OR FORECLOSURE
Parks, Playgrounds, Shade Trees	2,215,090.96	Balance January 1, 1992
Land Reclamation & Conservation	6,759,370.53	Transfers From Taxes or Liens
Other Recreational Services		Sale for Cash (1992)
EDUCATION (excluding schools)		Cancelled, Abated or Adjusted (1992)
Libraries	17,700,660.95	Balance December 31, 1992
Other Educational Services	437,879.68	CURRENT FINANCES DECEMBER 31, 1992
STATUTORY EXPENDITURES		ASSETS
Pensions & F. L. C. A.	16,967,614.89	Cash Dec. 31, 1992
Employee Fringe Benefits	34,620,018.16	Taxes Receivable
Other Statutory Expenditures	142,747.60	Tax Title Liens
CETA And Other Public Employment Programs		Foreclosed Property
MUNICIPAL FUNCTIONS TOTAL	353,269,561.86	Emergencies & Other Deferred Charges
CAPITAL IMPROVEMENTS *MEMO*	2,641,800.25	State and Federal Aid Receivable
DEBT SERVICE		Other Receivables
Principal Payments	23,163,358.35	Total
Interest Payments	27,818,612.50	LIABILITIES, RESERVES, AND SURPLUS
TYPE I SCHL DEBT *MEMO	7,593,703.82	Cash Liabilities
DEFERRED CHARGES	1,932,823.61	Reserves for Receivables
SCHOOL, COUNTY, SPECIAL DISTRICT TAXES	733,198,994.81	Surplus Dec. 31, 1992
RESERVE FOR UNCOLLECTED TAXES	38,167,006.04	Total
EXPENDITURES TOTAL	1,182,550,357.17	
	REVENUES	
	1992 Property Taxes Collected	833,244,113.29
	1992 Payments in Lieu of Taxes	801,309.81
	Delinquent Tax & Lien Collections	31,032,213.60
	Business Personalty Replacement Taxes	14,378,457.72
	Taxes from Public Utilities	75,278,856.13
	Other Miscellaneous Tax Revenues	340,146.63
	State Aid Revenues	66,916,286.41
	Federal Aid Revenues	
	State and Local Fiscal Assistance Act Utilized	
	Sale of Acquired Property	
	Other Miscellaneous Revenues	65,555,513.99
	Total	1,090,546,897.58
	Prior Years Surplus Appropriated	29,285,716.14
	REVENUES TOTAL	1,119,832,613.72
	Reserve For Uncollected Taxes	38,167,006.04
	CAPITAL OUTLAY TOTAL	110,030,228.07
	Public Enterprises	14,442,236.02
	Recreation-Culture	988,515.58
	Public Works	15,589,520.20
	Buildings and Grounds	75,657,710.00
	Library and Education	3,352,246.27
	Conservation	
	All Other	
	CAPITAL DEBT AUTHORIZED, DECEMBER 31, 1992	
	ISSUED AND UNISSUED	GROSS DEBT
	School	151,444,939
	Self-Liquidating	196,558,959
	Other	647,362,148
	Total	995,366,048
	ISSUED AND OUTSTANDING	NET DEBT
	School	93,206,125.72
	Self-Liquidating	150,490,935.00
	Other	472,215,444.93
	Total	715,912,505.65
	EQUALIZED VALUATION BASIS FOR NET DEBT COMPUTATION	44,193,832,162.65
	REAL PROPERTY VALUATIONS	ASSESSED VALUATION
	Code Class # of Parcels % VAL'N	
	1 Vacant Land	
	2 Residential	
	3 Farm	
	4a Commercial (SEE PAGE 29)	
	4b Industrial	
	4c Apartments	
	Total	
	Land Area 311.00 Sq. Miles	
	Net Valuation Taxable-Municipal	31,855,441,422.00
	Net Valuation Taxable-County	42,492,855,574.00
	State Equalized Valuation	43,159,176,008.00
	State Equalization Ratio	

Population 1980 503,173
 Population 1990 553,124
 S & P Rating
 Moody Rating

General Tax Rate Per \$100.

State Equalized Tax Rate

**SUMMARY
 MONMOUTH COUNTY
 MUNICIPALITIES**

PER CAPITA: Grass Debt 1,066.69 PER CENT: Gross Debt 1.40
 Net Debt 668.98 Net Debt .90
 Debt Service 73.54 Tax Levy Collected 96.13
 Total Tax Levy 1,459.00 Tax Levy Cancelled, Abated
 Municipal Expenditures 709.66 or Adjusted .45

EXPENDITURES		REVENUES-REALIZED		1992 PROPERTY TAX	
GENERAL GOVERNMENT		REVENUES-REALIZED		STATE EQUALIZED TAX RATE	
Governing Body & Public Boards	1,393,680.39	1992 Property Taxes Collected	759,436,723.05	Local District School Taxes	326,897,991.45
Municipal Clerk	1,351,005.05	1992 Payments in Lieu of Taxes	1,092,822.56	Regional & Consolidated School Tax	110,287,453.68
Financial Administration	5,330,356.48	Delinquent Tax & Lien Collections	35,809,951.35	School Taxes in Municipal Budget	32,000.00
Assessment of Taxes	3,424,077.33	Business Personalty Replacement Taxes	5,389,639.89	County Taxes	* 174,393,461.00
Collection of Taxes	3,221,653.54	Taxes from Public Utilities	48,680,953.35	County Library Taxes	4,556,317.00
Planning, Housing & Development	3,919,773.80	Other Miscellaneous Tax Revenues	602,485.97	Local Municipal Purpose Taxes	172,482,683.12
Human Resources	7,980,901.21	State Aid Revenues	39,356,800.17	Veteran & Senior Citizen Taxes	3,392,650.00
Elections	152,824.76	Federal Aid Revenues	47,373.81	Total Taxes for Rate Computation	792,042,546.25
General Administration (other)	35,048,096.44	State and Local Fiscal Assistance Act Utilized		Special District Taxes	12,244,005.28
JUDICIARY		Sale of Acquired Property	284,987.64	Bank Corp. Taxes	
Municipal Courts	5,798,312.26	Other Miscellaneous Revenues	52,415,771.58	Added and Omitted Taxes	6,113,858.86
PUBLIC SAFETY		Total	943,115,509.37	Total Taxes Levied - ABSTRACT	807,007,760.39
Fire Protection	9,295,765.67	Prior Years Surplus Appropriated	44,253,722.43	Total Taxes Billed	806,773,159.62
Police Protection	75,566,179.53	REVENUES TOTAL	987,369,231.80	1992 TAXES COLLECTED	759,434,723.05
Civil Defense & Disaster Control	1,433,940.94	Reserve For Uncollected Taxes	50,792,367.22	1992 Taxes Cancelled, Abated or Adjusted	3,667,814.55
Environmental Inspection & Control	5,533,960.88	CAPITAL OUTLAY TOTAL	44,024,925.33	Transfer to Tax Title Liens or Foreclosed	2,562,504.58
Other Public Safety	1,860.00	Public Enterprises	8,060,575.97	Balance Outstanding Dec. 31, 1992	41,132,596.92
PUBLIC WORKS		Recreation-Culture	3,042,653.50	PRIOR YEARS TAXES OUTSTANDING	
Streets and Drainage	27,822,967.39	Public Works	19,670,892.79	Balance January 1, 1992	40,524,521.96
Sewers and Sewage Processing	11,295,172.32	Buildings and Grounds	13,134,464.40	Collected in 1992	32,144,746.25
Garbage and Trash Disposal	19,472,478.04	Library and Education	110,362.45	Cancelled, Abated or Adjusted 1992	793,468.43
Public Buildings and Grounds	8,785,777.74	Conservation	5,976.22	Transfers to Tax Title Liens or Foreclosed	1,231,450.62
Other Public Works	12,898,613.24	All Other		Balance December 31, 1992	6,354,856.66
HEALTH and WELFARE		CAPITAL DEBT AUTHORIZED, DECEMBER 31, 1992		TAX TITLE LIENS OUTSTANDING	
Health Services Except Environmental	3,550,356.26	ISSUED AND UNISSUED		Balance January 1, 1992	11,808,620.27
Welfare-Public Assistance	909,398.61	School	137,321,550	Transfer From Taxes	3,906,558.97
Hospital, Clinics, First Aid	46,000.00	Self-Liquidating	131,505,462	Redeemed in 1992	4,150,052.47
Animal, Insect, & Rodent Control	283,837.00	Other	321,186,759	Cancelled, Abated or Adjusted (1992)	206,123.43
Other Welfare Services	216,619.69	Total	590,013,772	Transfers to Foreclosed Property	56,312.63
RECREATION and CONSERVATION		ISSUED AND OUTSTANDING		Balance December 31, 1992	11,302,690.71
Beaches and Boardwalks	1,139,056.40	School	118,382,133.46	PROPERTY ACQUIRED BY DEED OR FORECLOSURE	
Parks, Playgrounds, Shade Trees	3,772,690.46	Self-Liquidating	115,010,436.80	Balance January 1, 1992	25,600,165.49
Land Reclamation & Conservation	1,559,236.32	Other	259,462,201.61	Transfers From Taxes or Liens	56,312.63
Other Recreational Services	4,920,006.51	Total	502,854,769.87	Sale for Cash (1992)	11,776.51
EDUCATION (excluding schools)		EQUALIZED VALUATION BASIS		Cancelled, Abated or Adjusted (1992)	516,034.06
Libraries	5,244,961.00	FOR NET DEBT COMPUTATION	39,760,443,485.00	Balance December 31, 1992	25,128,667.55
Other Educational Services	124,346.87	REAL PROPERTY VALUATIONS		CURRENT FINANCES DECEMBER 31, 1992	
STATUTORY EXPENDITURES		Code Class # of Parcels % VAL'N		ASSETS	
Pensions & F. L. C. A.	12,629,783.24	1 Vacant Land		Cash Dec. 31, 1992	178,013,091.82
Employee Fringe Benefits	19,605,408.06	2 Residential		Taxes Receivable	47,487,451.58
Other Statutory Expenditures	76,590.07	3 Farm		Tax Title Liens	11,302,690.71
CETA And Other Public Employment Programs		4a Commercial (SEE PAGE 31)		Foreclosed Property	25,128,667.55
MUNICIPAL FUNCTIONS TOTAL	293,815,737.50	4b Industrial		Emergencies & Other Deferred Charges	14,945,271.90
CAPITAL IMPROVEMENTS *MEMO*	2,381,219.10	4c Apartments		State and Federal Aid Receivable	3,960,441.23
DEBT SERVICE		Total		Other Receivables	8,102,015.01
Principal Payments	23,932,550.32	Land Area 471.57 Sq. Miles		Total	288,939,629.90
Interest Payments	16,744,264.93	Net Valuation Taxable-Municipal	37,330,232,679.00	LIABILITIES, RESERVES, AND SURPLUS	
TYPE I SCHL DEBT *MEMO	204,788.00	Net Valuation Taxable-County	40,284,885,209.00	Cash Liabilities	122,416,968.85
DEFERRED CHARGES	6,691,109.67	State Equalized Valuation	38,789,094,207.00	Reserves for Receivables	93,987,788.17
SCHOOL, COUNTY, SPECIAL DISTRICT TAXES	628,411,218.41	State Equalization Ratio		Surplus Dec. 31, 1992	72,534,872.79
RESERVE FOR UNCOLLECTED TAXES	50,792,367.22			Total	288,939,629.80
EXPENDITURES TOTAL	1,020,387,248.05				

Population 1980 407,630
 Population 1990 421,353
 S & P Rating
 Moody Rating

General Tax Rate Per \$100.
 State Equalized Tax Rate

**SUMMARY
 MORRIS COUNTY
 MUNICIPALITIES**

PER CAPITA: Gross Debt 1,935.15 PER CENT: Gross Debt 1.94
 Net Debt 858.22 Net Debt .91
 Debt Service 93.75 Tax Levy Collected 97.24
 Total Tax Levy 1,768.25 Tax Levy Cancelled, Abated
 Municipal Expenditures 777.97 or Adjusted .61

EXPENDITURES		REVENUES-REALIZED		1992 PROPERTY TAX	
GENERAL GOVERNMENT		REVENUES		STATE EQUALIZED TAX RATE	
Governing Body & Public Boards	500,771.00	1992 Property Taxes Collected	723,538,576.60	Local District School Taxes	336,969,846.66
Municipal Clerk	866,692.00	1992 Payments in Lieu of Taxes	543,810.70	Regional & Consolidated School Tax	70,442,566.62
Financial Administration	4,729,771.80	Delinquent Tax & Lien Collections	23,236,945.42	School Taxes in Municipal Budget	36,971,966.00
Assessment of Taxes	3,163,885.22	Business Personalty Replacement Taxes	6,870,744.88	County Taxes	* 117,279,269.79
Collection of Taxes	1,988,234.75	Taxes from Public Utilities	33,339,046.04	County Library Taxes	
Planning, Housing & Development	4,825,387.45	Other Miscellaneous Tax Revenues	3,178,321.61	Local Municipal Purpose Taxes	176,639,974.63
Human Resources	3,364,194.93	State Aid Revenues	19,573,410.17	Veteran & Senior Citizen Taxes	2,354,100.00
Elections	99,469.00	Federal Aid Revenues		Total Taxes for Rate Computation	740,657,721.50
General Administration (other)	29,316,102.18	State and Local Fiscal Assistance Act Utilized		Special District Taxes	1,675,877.71
JUDICIARY		Sale of Acquired Property	10,000.00	Bank Corp. Taxes	
Municipal Courts	4,055,023.14	Other Miscellaneous Revenues	61,767,357.95	Added and Omitted Taxes	5,078,178.45
PUBLIC SAFETY		TOTAL	872,058,213.27	Total Taxes Levied - ABSTRACT	745,057,677.66
Fire Protection	8,430,762.73	Prior Years Surplus Appropriated	28,596,789.85	Total Taxes Billed	744,037,029.17
Police Protection	59,173,352.60	REVENUES TOTAL	900,655,003.12	1992 TAXES COLLECTED	723,538,576.60
Civil Defense & Disaster Control	206,121.93	Reserve For Uncollected Taxes	36,845,572.06	1992 Taxes Cancelled, Abated or Adjusted	4,537,249.96
Environmental Inspection & Control	4,773,925.60	CAPITAL OUTLAY TOTAL	74,567,917.92	Transfer to Tax Title Liens or Foreclosed	2,430,132.40
Other Public Safety	123,047.00	Public Enterprises	30,734,595.35	Balance Outstanding Dec. 31, 1992	21,098,197.03
PUBLIC WORKS		Recreation-Culture	368,224.04	PRIOR YEARS TAXES OUTSTANDING	
Streets and Drainage	22,528,462.02	Public Works	25,726,502.44	Balance January 1, 1992	24,071,149.81
Sewers and Sewage Processing	11,463,407.38	Buildings and Grounds	17,704,895.62	Collected in 1992	21,383,046.67
Garbage and Trash Disposal	19,466,707.26	Library and Education	33,700.47	Cancelled, Abated or Adjusted 1992	889,179.41
Public Buildings and Grounds	5,573,814.79	Conservation		Transfers to Tax Title Liens or Foreclosed	534,641.47
Other Public Works	9,314,303.90	All Other		Balance December 31, 1992	1,264,282.26
HEALTH and WELFARE		CAPITAL DEBT AUTHORIZED, DECEMBER 31, 1992		TAX TITLE LIENS OUTSTANDING	
Health Services Except Environmental	6,318,050.90	ISSUED AND UNISSUED		Balance January 1, 1992	7,303,010.01
Welfare-Public Assistance	597,712.71	School	77,738,429	Transfer From Taxes	3,080,253.73
Hospital, Clinics, First Aid	19,310.00	Self-Liquidating	293,171,479	Redeemed in 1992	1,853,898.75
Animal, Insect, & Rodent Control	395,424.58	Other	402,755,639	Cancelled, Abated or Adjusted (1992)	107,002.92
Other Welfare Services	92,379.00	Total	773,665,549	Transfers to Foreclosed Property	135,173.15
RECREATION and CONSERVATION		ISSUED AND OUTSTANDING		Balance December 31, 1992	8,287,188.92
Beaches and Boardwalks	5,275.00	School	45,247,024.76	PROPERTY ACQUIRED BY DEED OR FORECLOSURE	
Parks, Playgrounds, Shade Trees	4,174,149.01	Self-Liquidating	186,344,429.09	Balance January 1, 1992	8,560,808.76
Land Reclamation & Conservation	977,033.77	Other	345,447,330.28	Transfers From Taxes or Liens	148,763.33
Other Recreational Services	4,449,887.67	Total	578,038,784.13	Sale for Cash (1992)	45,000.00
EDUCATION (excluding schools)		EQUALIZED VALUATION BASIS FOR NET DEBT COMPUTATION	39,778,325,627.34	Cancelled, Abated or Adjusted (1992)	11,000.00
Libraries	11,135,582.75	REAL PROPERTY VALUATIONS		Balance December 31, 1992	8,653,572.09
Other Educational Services	58,013.00	Code Class # of Parcels % VAL'N ASSESSED VALUATION		CURRENT FINANCES DECEMBER 31, 1992	
STATUTORY EXPENDITURES		1 Vacant Land		ASSETS	
Pensions & F. I. C. A.	12,061,692.85	2 Residential		Cash Dec. 31, 1992	110,217,645.62
Employee Fringe Benefits	15,040,060.13	3 Farm		Taxes Receivable	22,362,479.29
Other Statutory Expenditures	39,262.91	4a Commercial (SEE PAGE 33)		Tax Title Liens	8,287,188.92
CETA And Other Public Employment Programs		4b Industrial		Foreclosed Property	8,653,572.09
MUNICIPAL FUNCTIONS TOTAL	249,330,259.96	4c Apartments		Emergencies & Other Deferred Charges	2,840,257.47
CAPITAL IMPROVEMENTS *MEMO*	3,603,525.20	Total		State and Federal Aid Receivable	733,975.76
DEBT SERVICE		Land Area 470.24 Sq. Miles		Other Receivables	5,024,213.62
Principal Payments	20,637,532.87	Net Valuation Taxable-Municipal	27,316,740,452.00	Total	158,119,332.77
Interest Payments	18,863,149.91	Net Valuation Taxable-County	39,976,731,320.00	LIABILITIES, RESERVES, AND SURPLUS	
DEFERRED CHARGES		State Equalized Valuation	38,990,381,587.00	Cash Liabilities	57,907,428.87
SCHOOL, COUNTY, SPECIAL DISTRICT TAXES	2,081,886.17	State Equalization Ratio		Reserves for Receivables	44,009,144.44
RESERVE FOR UNCOLLECTED TAXES	36,845,572.06			Surplus Dec. 31, 1992	56,202,759.45
EXPENDITURES TOTAL	891,097,925.55			Total	158,119,332.77

1599

Population 1980 346,038
 Population 1990 433,203
 S & P Rating
 Moody Rating

General Tax Rate Per \$100.

State Equalized Tax Rate

**SUMMARY
 OCEAN COUNTY
 MUNICIPALITIES**

PER CAPITA:

Gross Debt 942.01
 Net Debt 569.41
 Debt Service 63.37
 Total Tax Levy 1,278.00
 Municipal Expenditures 672.08

PER CENT:

Gross Debt 1.25
 Net Debt .76
 Tax Levy Collected 93.30
 Tax Levy Cancelled, Abated or Adjusted .74

EXPENDITURES		REVENUES-REALIZED		1992 PROPERTY TAX	
GENERAL GOVERNMENT				STATE EQUALIZED TAX RATE	
Governing Body & Public Boards	454,827.70	1992 Property Taxes Collected	470,367,063.31	Local District School Taxes	182,848,181.42
Municipal Clerk	968,673.00	1992 Payments in Lieu of Taxes	264,054.22	Regional & Consolidated School Tax	100,427,156.10
Financial Administration	3,556,993.47	Delinquent Tax & Lien Collections	27,972,607.67	School Taxes in Municipal Budget	3,583,272.00
Assessment of Taxes	3,033,876.52	Business Personalty Replacement Taxes	2,003,799.08	County Taxes	* 128,436,688.00
Collection of Taxes	3,071,830.17	Taxes from Public Utilities	40,280,339.06	County Library Taxes	9,613,700.00
Planning, Housing & Development	2,680,837.29	Other Miscellaneous Tax Revenues	79,491.00	Local Municipal Purpose Taxes	119,648,869.74
Human Resources	3,788,848.71	State Aid Revenues	25,794,103.17	Veteran & Senior Citizen Taxes	6,922,600.00
Elections	140,765.00	Federal Aid Revenues	112,500.00	Total Taxes for Rate Computation	551,480,467.26
General Administration (other)	24,728,370.99	State and Local Fiscal Assistance Act Utilized		Special District Taxes	6,605,313.40
JUDICIARY		Sale of Acquired Property	8,392.10	Bank Corp. Taxes	
Municipal Courts	3,994,257.02	Other Miscellaneous Revenues	43,380,701.02	Added and Omitted Taxes	2,469,803.43
PUBLIC SAFETY		Total	610,263,050.63	Total Taxes Levied - ABSTRACT	553,632,984.09
Fire Protection	1,806,094.74	Prior Years Surplus Appropriated	32,889,384.55	Total Taxes Billed	504,170,981.10
Police Protection	56,434,568.03	REVENUES TOTAL	643,152,435.18	1992 TAXES COLLECTED	470,367,063.31
Civil Defense & Disaster Control	312,516.41	Reserve For Uncollected Taxes	40,947,645.07	1992 Taxes Cancelled, Abated or Adjusted	3,736,925.99
Environmental Inspection & Control	2,768,430.53	CAPITAL OUTLAY TOTAL	41,856,316.71	Transfer to Tax Title Liens or Foreclosed	6,061,420.56
Other Public Safety	400.00	Public Enterprises	2,436,119.01	Balance Outstanding Dec. 31, 1992	25,366,149.45
PUBLIC WORKS		Recreation-Culture	1,568,086.21	PRIOR YEARS TAXES OUTSTANDING	
Streets and Drainage	16,740,929.48	Public Works	12,693,194.57	Balance January 1, 1992	28,363,133.05
Sewers and Sewage Processing	12,623,795.60	Buildings and Grounds	25,027,098.69	Collected in 1992	22,365,717.03
Garbage and Trash Disposal	22,509,651.78	Library and Education	31,813.23	Cancelled, Abated or Adjusted 1992	273,460.08
Public Buildings and Grounds	4,382,198.27	Conservation		Transfers to Tax Title Liens or Foreclosed	1,702,590.10
Other Public Works	6,929,046.52	All Other		Balance December 31, 1992	4,021,365.84
HEALTH and WELFARE		CAPITAL DEBT AUTHORIZED, DECEMBER 31, 1992		TAX TITLE LIENS OUTSTANDING	
Health Services Except Environmental	1,081,173.83	ISSUED AND UNISSUED		Balance January 1, 1992	12,735,649.54
Welfare-Public Assistance	1,034,725.93	School	117,234,154	Transfer From Taxes	6,428,795.01
Hospital, Clinics, First Aid	55,550.00	Self-Liquidating	50,978,148	Redeemed in 1992	4,842,643.55
Animal, Insect, & Rodent Control	517,074.35	Other	239,868,159	Cancelled, Abated or Adjusted (1992)	8,718.15
Other Welfare Services	94,082.00	Total	408,080,460	Transfers to Foreclosed Property	79,464.07
RECREATION and CONSERVATION		ISSUED AND OUTSTANDING		Balance December 31, 1992	14,233,618.78
Beaches and Boardwalks	3,100,174.48	School	116,530,304.66	PROPERTY ACQUIRED BY DEED OR FORECLOSURE	
Parks, Playgrounds, Shade Trees	1,863,272.78	Self-Liquidating	39,295,136.53	Balance January 1, 1992	28,008,755.43
Land Reclamation & Conservation	2,442,994.85	Other	210,568,577.20	Transfers From Taxes or Liens	80,507.85
Other Recreational Services	3,223,137.29	Total	366,394,018.39	Sale for Cash (1992)	229,622.10
EDUCATION (excluding schools)		EQUALIZED VALUATION BASIS		Cancelled, Abated or Adjusted (1992)	36,192.04
Libraries	1,035,231.00	FOR NET DEBT COMPUTATION	32,565,074,950.33	Balance December 31, 1992	27,823,449.14
Other Educational Services	8,655.00	REAL PROPERTY VALUATIONS		CURRENT FINANCES DECEMBER 31, 1992	
STATUTORY EXPENDITURES		Code Class # of Parcels % VAL'N	ASSESSED VALUATION	ASSETS	
Pensions & F. L. C. A.	12,809,836.90	1 Vacant Land		Cash Dec. 31, 1992	94,046,715.71
Employee Fringe Benefits	18,196,957.04	2 Residential		Taxes Receivable	29,387,515.29
Other Statutory Expenditures	201,245.46	3 Farm		Tax Title Liens	14,233,618.78
CETA And Other Public Employment Programs	216,591,122.14	4a Commercial (SEE PAGE 35)		Foreclosed Property	27,823,449.14
MUNICIPAL FUNCTIONS TOTAL	216,591,122.14	4b Industrial		Emergencies & Other Deferred Charges	6,619,630.92
CAPITAL IMPROVEMENTS *MEMO*	726,680.13	4c Apartments		State and Federal Aid Receivable	1,693,227.41
DEBT SERVICE		Total		Other Receivables	7,631,912.52
Principal Payments	15,283,228.83	Land Area 637.09 Sq. Miles		Total	181,436,069.77
Interest Payments	12,170,601.90	Net Valuation Taxable-Municipal	28,210,430,243.00	LIABILITIES, RESERVES, AND SURPLUS	
DEFERRED CHARGES	6,153,907.15	Net Valuation Taxable-County	32,645,336,040.00	Cash Liabilities	54,634,788.26
SCHOOL, COUNTY, SPECIAL DISTRICT TAXES	431,514,310.92	State Equalized Valuation	31,566,922,645.00	Reserves for Receivables	80,227,957.29
RESERVE FOR UNCOLLECTED TAXES	40,947,645.07	State Equalization Ratio		Surplus Dec. 31, 1992	46,573,324.22
EXPENDITURES TOTAL	722,660,816.06			Total	181,436,069.77

*Includes County Health Service Taxes, County Vocational School Taxes, or County Open Space Tax. See Table 13.

Population 1980 447,585
 Population 1990 453,060
 S & P Rating
 Moody Rating

General Tax Rate Per \$100.
 State Equalized Tax Rate

**SUMMARY
 PASSAIC COUNTY
 MUNICIPALITIES**

PER CAPITA:
 Gross Debt 948.72
 Net Debt 571.36
 Debt Service 77.41
 Total Tax Levy 1,183.74
 Municipal Expenditures 747.46

PER CENT:
 Gross Debt 1.77
 Net Debt 1.07
 Tax Levy Collected 97.82
 Tax Levy Cancelled, Abated or Adjusted .41

EXPENDITURES		REVENUES-REALIZED		1992 PROPERTY TAX	
GENERAL GOVERNMENT				STATE EQUALIZED TAX RATE	
Governing Body & Public Boards	1,018,378.57	1992 Property Taxes Collected	504,239,456.61	Local District Schaal Taxes	231,308,247.97
Municipal Clerk	1,155,954.42	1992 Payments in Lieu of Taxes	4,659,534.30	Regional & Consolidated Schaal Tax	19,919,549.96
Financial Administration	4,515,251.71	Delinquent Tax & Lien Collections	19,823,526.49	Schaal Taxes in Municipal Budget	765,686.00
Assessment of Taxes	5,201,646.65	Business Personalty Replacement Taxes	10,082,359.55	County Taxes	118,327,499.93
Collection of Taxes	1,183,022.81	Taxes from Public Utilities	24,213,183.53	County Library Taxes	
Planning, Housing & Development	5,404,427.74	Other Miscellaneous Tax Revenues		Local Municipal Purpose Taxes	164,819,697.48
Human Resources	8,963,877.73	State Aid Revenues	72,445,609.27	Veteran & Senior Citizen Taxes	3,210,250.00
Elections	228,893.83	Federal Aid Revenues	712,966.00	Total Taxes for Rate Computation	538,350,931.34
General Administration (other)	28,486,547.44	State and Local Fiscal Assistance Act Utilized		Special District Taxes	
JUDICIARY		Sale of Acquired Property		Bank Corp. Taxes	
Municipal Courts	3,593,467.18	Other Miscellaneous Revenues	37,062,982.29	Added and Omitted Taxes	1,165,388.96
PUBLIC SAFETY		Total	673,239,518.04	Total Taxes Levied - ABSTRACT	536,307,070.30
Fire Protection	27,813,263.21	Prior Years Surplus Appropriated	16,762,189.00	Total Taxes Billed	515,453,048.20
Police Protection	55,376,027.00	REVENUES TOTAL	690,001,706.04	1992 TAXES COLLECTED	504,239,456.61
Civil Defense & Disaster Control	263,385.00	Reserve For Uncollected Taxes	25,314,269.17	1992 Taxes Cancelled, Abated or Adjusted	2,099,767.90
Environmental Inspection & Control	2,154,393.18	CAPITAL OUTLAY TOTAL	40,089,306.40	Transfer to Tax Title Liens or Foreclosed	22,110,144.62
Other Public Safety				Balance Outstanding Dec. 31, 1992	18,122,194.62
PUBLIC WORKS				PRIOR YEARS TAXES OUTSTANDING	
Streets and Drainage	14,875,411.42	Public Enterprises	1,788,445.16	Balance January 1, 1992	19,520,210.99
Sewers and Sewage Processing	35,659,192.81	Recreation—Culture	291,431.16	Collected in 1992	15,333,322.26
Garbage and Trash Disposal	20,505,234.00	Public Works	9,264,645.43	Cancelled, Abated or Adjusted 1992	821,095.57
Public Buildings and Grounds	3,657,775.62	Buildings and Grounds	28,513,417.65	Transfers to Tax Title Liens or Foreclosed	2,482,030.55
Other Public Works	6,075,336.68	Library and Education	231,366.00	Balance December 31, 1992	883,762.61
HEALTH and WELFARE		Conservation		TAX TITLE LIENS OUTSTANDING	
Health Services Except Environmental	7,057,518.05	All Other		Balance January 1, 1992	12,687,795.58
Welfare-Public Assistance	1,480,869.81	CAPITAL DEBT AUTHORIZED, DECEMBER 31, 1992		Balance From Taxes	9,736,671.75
Hospital, Clinics, First Aid	20,000.00	ISSUED AND UNISSUED		Redeemed in 1992	4,677,737.23
Animal, Insect, & Radent Control	350,744.00	School	92,120,716	Cancelled, Abated or Adjusted (1992)	1,638,406.28
Other Welfare Services	174,000.00	Self-Liquidating	69,237,454	Transfers to Foreclosed Property	392,360.51
RECREATION and CONSERVATION		Other	268,467,737	Balance December 31, 1992	15,715,913.31
Beaches and Boardwalks		Total	429,825,909	PROPERTY ACQUIRED BY DEED OR FORECLOSURE	
Parks, Playgrounds, Shade Trees	2,711,528.95	ISSUED AND OUTSTANDING		Balance January 1, 1992	6,991,532.93
Land Reclamation & Conservation	1,289,599.44	School	63,564,853.95	Transfers From Taxes or Liens	410,175.59
Other Recreational Services	2,318,964.32	Self-Liquidating	45,948,746.76	Sale for Cash (1992)	42,271.00
EDUCATION (excluding schools)		Other	231,734,084.36	Cancelled, Abated or Adjusted (1992)	304,730.51
Libraries	8,711,526.00	Total	341,247,685.07	Balance December 31, 1992	7,054,707.00
Other Educational Services	186,298.57	EQUALIZED VALUATION BASIS		CURRENT FINANCES DECEMBER 31, 1992	
STATUTORY EXPENDITURES		FOR NET DEBT COMPUTATION	24,173,983,879.67	ASSETS	
Pensions & F. L. C. A.	8,797,463.40	REAL PROPERTY VALUATIONS		Cash Dec. 31, 1992	78,575,193.40
Employee Fringe Benefits	14,665,662.50	Code Class # of Parcels % VAL'N		Taxes Receivable	19,005,957.23
Other Statutory Expenditures	33,002.00	1 Vacant Land		Tax Title Liens	15,715,913.31
CETA And Other Public Employment Programs		2 Residential		Foreclosed Property	7,054,707.00
MUNICIPAL FUNCTIONS TOTAL	273,928,663.04	3 Farm		Emergencies & Other Deferred Charges	4,007,305.83
CAPITAL IMPROVEMENTS *MEMO*	936,301.00	4a Commercial (SEE PAGE 37)		State and Federal Aid Receivable	7,334,081.91
DEBT SERVICE		4b Industrial		Other Receivables	2,428,292.00
Principal Payments	18,267,413.65	4c Apartments		Total	134,171,440.58
Interest Payments	16,305,403.44	Total		LIABILITIES, RESERVES, AND SURPLUS	
TYPE I SCHL DEBT *MEMO	6,094,915.97	Land Area 192.01 Sq. Miles		Cash Liabilities	62,631,237.78
DEFERRED CHARGES	3,326,241.76	Net Valuation Taxable-Municipal	20,563,327,442.00	Reserves for Receivables	44,219,663.56
SCHOOL, COUNTY, SPECIAL DISTRICT TAXES	370,320,983.86	Net Valuation Taxable-County	24,571,567,227.00	Surplus Dec. 31, 1992	27,319,839.34
RESERVE FOR UNCOLLECTED TAXES	26,314,269.17	State Equalized Valuation	23,597,881,469.00	Total	134,171,440.68
EXPENDITURES TOTAL	708,962,974.92	State Equalization Ratio			

1799
 Population 1980 64,676
 Population 1990 65,294
 S & P Rating
 Moody Rating

General Tax Rate Per \$100.
 State Equalized Tax Rate

**SUMMARY
 SALEM COUNTY
 MUNICIPALITIES**

PER CAPITA: 614.92
 Grass Debt 1.62
 Net Debt .42
 Debt Service 24.53
 Total Tax Levy 832.75
 Municipal Expenditures 657.75

PER CENT:
 Grass Debt 1.62
 Net Debt .42
 Tax Levy Collected 90.41
 Tax Levy Cancelled, Abated or Adjusted .14

EXPENDITURES		REVENUES-REALIZED		1992 PROPERTY TAX	
GENERAL GOVERNMENT				STATE EQUALIZED TAX RATE	
Governing Body & Public Boards	79,738.00	1992 Property Taxes Collected	49,017,563.40	Local District School Taxes	20,045,678.65
Municipal Clerk	86,448.00	1992 Payments in Lieu of Taxes	71,353.60	Regional & Consolidated School Tax	8,344,037.99
Financial Administration	864,032.13	Delinquent Tax & Lien Collections	4,386,830.31	School Taxes in Municipal Budget	65,674.24
Assessment of Taxes	709,597.12	Business Personalty Replacement Taxes	2,935,798.00	County Taxes	21,560,809.32
Collection of Taxes	440,929.59	Taxes from Public Utilities	9,931,434.61	County Library Taxes	
Planning, Housing & Development	861,192.51	Other Miscellaneous Tax Revenues		Local Municipal Purpose Taxes	3,659,276.44
Human Resources	1,005,599.03	State Aid Revenues	9,465,929.47	Veteran & Senior Citizen Taxes	672,850.00
Elections	2,685.00	Federal Aid Revenues	19,338.72	Total Taxes for Rate Computation	54,348,326.63
General Administration (other)	6,547,701.39	State and Local Fiscal Assistance Act Utilized		Special District Taxes	328,811.27
JUDICIARY		Sale of Acquired Property		Bank Corp. Taxes	
Municipal Courts	807,398.71	Other Miscellaneous Revenues	11,261,581.94	Added and Omitted Taxes	369,000.85
PUBLIC SAFETY		Total	87,089,830.05	Total Taxes Levied - ABSTRACT	54,373,288.75
Fire Protection	843,176.70	Prior Years Surplus Appropriated	5,424,295.88	Total Taxes Billed	54,218,071.75
Police Protection	6,213,973.54	REVENUES TOTAL	92,514,125.93	1992 TAXES COLLECTED	49,017,563.40
Civil Defense & Disaster Control	115,284.59	Reserve For Uncollected Taxes	5,308,578.77	1992 Taxes Cancelled, Abated or Adjusted	74,798.98
Environmental Inspection & Control	555,469.48	CAPITAL OUTLAY TOTAL	4,003,860.95	Transfer to Tax Title Liens or Foreclosed	631,442.10
Other Public Safety		Public Enterprises	904,718.86	Balance Outstanding Dec. 31, 1992	4,494,267.28
PUBLIC WORKS		Recreation-Culture	13,612.00	PRIOR YEARS TAXES OUTSTANDING	
Streets and Drainage	3,956,304.61	Public Works	1,641,457.34	Balance January 1, 1992	4,366,798.24
Sewers and Sewage Processing	1,012,068.24	Buildings and Grounds	1,444,072.75	Collected in 1992	3,944,667.26
Garbage and Trash Disposal	2,957,351.92	Library and Education		Cancelled, Abated or Adjusted 1992	51,382.29
Public Buildings and Grounds	1,324,991.51	Conservation		Transfers to Tax Title Liens or Foreclosed	195,440.76
Other Public Works	180,202.74	All Other		Balance December 31, 1992	175,297.93
HEALTH and WELFARE		CAPITAL DEBT AUTHORIZED, DECEMBER 31, 1992		TAX TITLE LIENS OUTSTANDING	
Health Services Except Environmental	196,113.26	ISSUED AND UNISSUED		Balance January 1, 1992	1,568,708.93
Welfare-Public Assistance	93,829.54	School	22,195,000	Transfer From Taxes	865,389.81
Hospital, Clinics, First Aid	11,850.00	Self-Liquidating	8,932,908	Redeemed in 1992	442,164.25
Animal, Insect, & Rodent Control	225,583.04	Other	9,122,789	Cancelled, Abated or Adjusted (1992)	250.00
Other Welfare Services		Total	40,150,698	Transfers to Foreclosed Property	
RECREATION and CONSERVATION		ISSUED AND OUTSTANDING		Balance December 31, 1992	1,991,684.48
Beaches and Boardwalks	35,000.00	School	22,142,000.00	PROPERTY ACQUIRED BY DEED OR FORECLOSURE	
Parks, Playgrounds, Shade Trees	110,765.78	Self-Liquidating	7,243,782.71	Balance January 1, 1992	3,660,578.00
Land Reclamation & Conservation	38,897.64	Other	6,343,875.28	Transfers From Taxes or Liens	
Other Recreational Services	713,206.00	Total	35,729,657.99	Sale for Cash (1992)	
EDUCATION (excluding schools)		EQUALIZED VALUATION BASIS		Cancelled, Abated or Adjusted (1992)	
Libraries	219,400.00	FOR NET DEBT COMPUTATION	2,472,416,737.33	Balance December 31, 1992	3,660,578.00
Other Educational Services	1,877,031.00	REAL PROPERTY VALUATIONS		CURRENT FINANCES DECEMBER 31, 1992	
STATUTORY EXPENDITURES		Code Class # of Parcels % VAL'N		ASSETS	
Pensions & F. L. C. A.	1,216,494.85	1 Vacant Land		Cash Dec. 31, 1992	25,506,625.49
Employee Fringe Benefits	2,267,540.33	2 Residential		Taxes Receivable	4,669,565.21
Other Statutory Expenditures	52,105.91	3 Farm		Tax Title Liens	1,991,684.48
CETA And Other Public Employment Programs		4a Commercial (SEE PAGE 39)		Foreclosed Property	3,660,578.00
MUNICIPAL FUNCTIONS TOTAL	35,623,012.16	4b Industrial		Emergencies & Other Deferred Charges	795,067.94
CAPITAL IMPROVEMENTS *MEMO*	1,170,192.00	4c Apartments		State and Federal Aid Receivable	594,668.83
DEBT SERVICE		Total		Other Receivables	1,688,860.19
Principal Payments	1,038,276.05	Land Area 346.56 Sq. Miles		Total	38,907,050.14
Interest Payments	563,224.58	Net Valuation Taxable-Municipal	1,547,072,474.00	LIABILITIES, RESERVES, AND SURPLUS	
TYPE I SCHL DEBT *MEMO	332,438.95	Net Valuation Taxable-County	2,747,183,481.00	Cash Liabilities	14,165,982.07
DEFERRED CHARGES	414,106.39	State Equalized Valuation	2,535,695,290.00	Reserves for Receivables	11,828,872.00
SCHOOL COUNTY, SPECIAL DISTRICT TAXES	50,345,011.46	State Equalization Ratio		Surplus Dec. 31, 1992	12,912,195.84
RESERVE FOR UNCOLLECTED TAXES	5,303,578.77			Total	38,907,050.14
EXPENDITURES TOTAL	93,292,239.40				

Population 1980 203,129
 Population 1990 240,279
 S & P Rating
 Moody Rating

General Tax Rate Per \$100.

State Equalized Tax Rate

SUMMARY SOMERSET COUNTY MUNICIPALITIES

PER CAPITA:
 Gross Debt 1,227.30
 Net Debt 740.60
 Debt Service 77.70
 Total Tax Levy 1,692.92
 Municipal Expenditures 673.29

PER CENT:
 Gross Debt 1.30
 Net Debt .78
 Tax Levy Collected 96.19
 Tax Levy Cancelled, Abated or Adjusted .64

EXPENDITURES		REVENUES-REALIZED		1992 PROPERTY TAX	
GENERAL GOVERNMENT		REVENUES-REALIZED		STATE EQUALIZED TAX RATE →	
Governing Body & Public Boards	517,276.00	1992 Property Taxes Collected	389,578,236.72	Local District School Taxes	216,390,619.39
Municipal Clerk	445,244.47	1992 Payments in Lieu of Taxes	373,883.65	Regional & Consolidated School Tax	13,389,843.70
Financial Administration	2,396,595.53	Delinquent Tax & Lien Collections	14,620,099.24	School Taxes in Municipal Budget	
Assessment of Taxes	3,205,380.38	Business Personalty Replacement Taxes	4,996,776.22	County Taxes	* 94,640,667.24
Collection of Taxes	1,016,037.09	Taxes from Public Utilities	21,305,448.04	County Library Taxes	3,791,347.00
Planning, Housing & Development	2,952,555.89	Other Miscellaneous Tax Revenues	884,009.31	Local Municipal Purpose Taxes	69,742,681.91
Human Resources	1,640,507.10	State Aid Revenues	11,334,999.95	Veteran & Senior Citizen Taxes	1,544,050.00
Elections	78,037.87	Federal Aid Revenues		Total Taxes for Rate Computation	399,499,209.24
General Administration (other)	19,165,040.50	State and Local Fiscal Assistance Act Utilized		Special District Taxes	3,896,370.15
JUDICIARY		Sale of Acquired Property		Bank Corp. Taxes	
Municipal Courts	2,399,979.83	Other Miscellaneous Revenues	27,358,785.09	Added and Omitted Taxes	4,922,668.67
PUBLIC SAFETY		Total	470,452,238.22	Total Taxes Levied - ABSTRACT	406,774,198.06
Fire Protection	5,429,439.87	Prior Years Surplus Appropriated	24,105,409.90	Total Taxes Billed	405,025,299.25
Police Protection	29,469,763.25	REVENUES TOTAL	496,557,648.12	1992 TAXES COLLECTED	389,578,236.72
Civil Defense & Disaster Control	71,699.64	Reserve For Uncollected Taxes	20,253,929.98	1992 Taxes Cancelled, Abated or Adjusted	2,596,982.21
Environmental Inspection & Control	2,787,697.04	CAPITAL OUTLAY TOTAL	24,840,946.99	Transfer to Tax Title Liens or Foreclosed	684,309.86
Other Public Safety				Balance Outstanding Dec. 31, 1992	12,165,743.46
PUBLIC WORKS		Public Enterprises	10,842,199.90	PRIOR YEARS TAXES OUTSTANDING	
Streets and Drainage	13,330,836.15	Recreation—Culture	479,771.02	Balance January 1, 1992	15,426,732.15
Sewers and Sewage Processing	3,782,201.04	Public Works	6,764,227.36	Collected in 1992	13,116,224.83
Garbage and Trash Disposal	3,870,520.37	Buildings and Grounds	6,732,895.90	Cancelled, Abated or Adjusted 1992	518,032.98
Public Buildings and Grounds	2,891,649.36	Library and Education	21,852.81	Transfers to Tax Title Liens or Foreclosed	365,259.77
Other Public Works	776,645.00	Conservation		Balance December 31, 1992	1,427,214.57
HEALTH and WELFARE		All Other		TAX TITLE LIENS OUTSTANDING	
Health Services Except Environmental	2,385,462.44	CAPITAL DEBT AUTHORIZED, DECEMBER 31, 1992			
Welfare-Public Assistance	377,589.60	ISSUED AND UNISSUED	GROSS DEBT	NET DEBT	
Hospital, Clinics, First Aid	141,229.00	School	75,002,564		
Animal, Insect, & Racent Control	298,794.00	Self-Liquidating	37,592,222	4,589,303	
Other Welfare Services	2,000.00	Other	182,298,571	173,362,493	
RECREATION and CONSERVATION		Total	294,893,353	177,951,796	
Beaches and Boardwalks		ISSUED AND OUTSTANDING			
Parks, Playgrounds, Shade Trees	1,326,824.00	School	60,402,564.43		
Land Reclamation & Conservation	251,968.12	Self-Liquidating	33,625,363.85		
Other Recreational Services	2,062,562.53	Other	147,075,746.75		
EDUCATION (excluding schools)		Total	241,103,675.03		
Libraries	3,540,507.23	EQUALIZED VALUATION BASIS			
Other Educational Services	32,675.00	FOR NET DEBT COMPUTATION	22,612,939,912.33		
STATUTORY EXPENDITURES		REAL PROPERTY VALUATIONS			
Pensions & F. I. C. A.	7,967,835.03	Code	Class	# of Parcels	
Employee Fringe Benefits	5,800,479.35				
Other Statutory Expenditures	30,900.00				
CETA And Other Public Employment Programs				% VAL'N	
MUNICIPAL FUNCTIONS TOTAL	120,446,932.63	1 Vacant Land			
CAPITAL IMPROVEMENTS *MEMO*	3,102,648.52	2 Residential			
DEBT SERVICE		3 Farm			
Principal Payments	10,892,123.11	4a Commercial (SEE PAGE 41)			
Interest Payments	7,777,697.89	4b Industrial			
		4c Apartments			
		Total			
DEFERRED CHARGES	2,407,620.33	ASSESSED VALUATION			
SCHOOL, COUNTY, SPECIAL DISTRICT TAXES	332,109,847.48	Land Area 305.55 Sq. Miles			
RESERVE FOR UNCOLLECTED TAXES	20,253,929.98	Net Valuation Taxable-Municipal	16,311,771,393.00		
EXPENDITURES TOTAL	493,837,151.47	Net Valuation Taxable-County	22,790,340,700.00		
		State Equalized Valuation	22,516,533,269.00		
		State Equalization Ratio			

*Includes County Health Service Taxes, County Vocational School Taxes, or County Open Space Tax. See Table 13.

1999
 Population 1980 116,119
 Population 1990 130,943
 S & P Rating
 Moody Rating

General Tax Rate Per \$100.
 State Equalized Tax Rate

**SUMMARY
 SUSSEX COUNTY
 MUNICIPALITIES**

PER CAPITA: Grass Debt 919.84
 Net Debt 367.54
 Debt Service 35.67
 Total Tax Levy 1,339.40
 Municipal Expenditures 556.68

PER CENT: Gross Debt 1.40
 Net Debt .50
 Tax Levy Collected 93.01
 Tax Levy Cancelled, Abated or Adjusted .54

EXPENDITURES		REVENUES-REALIZED		1992 PROPERTY TAX	
GENERAL GOVERNMENT				STATE EQUALIZED TAX RATE	
Governing Body & Public Boards	33,265.00	1992 Property Taxes Collected	163,369,443.06	Local District School Taxes	75,644,665.66
Municipal Clerk	64,285.00	1992 Payments in Lieu of Taxes	201,228.14	Regional & Consolidated School Tax	30,305,832.34
Financial Administration	1,230,604.20	Delinquent Tax & Lien Collections	10,430,203.55	School Taxes in Municipal Budget	
Assessment of Taxes	1,481,847.00	Business Personalty Replacement Taxes	1,302,404.04	County Taxes	* 32,128,030.97
Collection of Taxes	1,152,986.13	Taxes from Public Utilities	7,180,591.67	County Library Taxes	2,181,164.00
Planning, Housing & Development	2,031,989.33	Other Miscellaneous Tax Revenues	777,017.71	Local Municipal Purpose Taxes	34,003,796.85
Human Resources	735,250.51	State Aid Revenues	7,326,444.19	Veteran & Senior Citizen Taxes	876,200.00
Elections	81,697.00	Federal Aid Revenues		Total Taxes for Rate Computation	175,139,689.82
General Administration (other)	7,482,369.77	State and Local Fiscal Assistance Act Utilized		Special District Taxes	49,500.00
JUDICIARY		Sale of Acquired Property		Bank Corp. Taxes	
Municipal Courts	1,150,438.62	Other Miscellaneous Revenues	8,495,410.19	Added and Omitted Taxes	1,072,171.41
PUBLIC SAFETY		Total	199,082,742.55	Total Taxes Levied - ABSTRACT	175,385,161.23
Fire Protection	1,484,319.10	Prior Years Surplus Appropriated	3,204,360.00	Total Taxes Billed	175,640,185.95
Police Protection	10,487,033.26	REVENUES TOTAL	207,287,102.55	1992 TAXES COLLECTED	163,369,443.06
Civil Defense & Disaster Control	52,652.00	Reserve For Uncollected Taxes	14,516,450.64	1992 Taxes Cancelled, Abated or Adjusted	945,076.03
Environmental Inspection & Control	1,198,953.18	CAPITAL OUTLAY TOTAL	10,330,841.98	Transfer to Tax Title Liens or Foreclosed	739,119.89
Other Public Safety		Public Enterprises	2,860,120.09	Balance Outstanding Dec. 31, 1992	10,586,546.97
PUBLIC WORKS		Recreation-Culture	180,658.27	PRIOR YEARS TAXES OUTSTANDING	
Streets and Drainage	8,580,523.60	Public Works	3,904,184.51	Balance January 1, 1992	11,410,226.67
Sewers and Sewage Processing	440,165.19	Buildings and Grounds	3,385,879.11	Collected in 1992	9,475,307.56
Garbage and Trash Disposal	2,698,773.47	Library and Education		Cancelled, Abated or Adjusted 1992	406,140.43
Public Buildings and Grounds	1,545,000.71	Conservation		Transfers to Tax Title Liens or Foreclosed	359,290.11
Other Public Works	1,470,269.00	All Other		Balance December 31, 1992	1,169,488.57
HEALTH and WELFARE		CAPITAL DEBT AUTHORIZED, DECEMBER 31, 1992		TAX TITLE LIENS OUTSTANDING	
Health Services Except Environmental	904,966.00	ISSUED AND UNISSUED		Balance January 1, 1992	2,885,895.21
Welfare-Public Assistance	405,505.00	School	41,862,659	Transfer From Taxes	1,137,397.48
Hospital, Clinics, First Aid	10,701.00	Self-Liquidating	37,583,374	Redeemed in 1992	955,229.10
Animal, Insect, & Rodent Control	377,158.82	Other	40,900,290	Cancelled, Abated or Adjusted (1992)	699.15
Other Welfare Services		Total	120,446,323	Transfers to Foreclosed Property	146,522.34
RECREATION and CONSERVATION		ISSUED AND OUTSTANDING		Balance December 31, 1992	2,920,842.10
Beaches and Boardwalks		School	41,459,697.10	PROPERTY ACQUIRED BY DEED OR FORECLOSURE	
Parks, Playgrounds, Shade Trees	215,529.41	Self-Liquidating	32,151,824.02	Balance January 1, 1992	7,305,351.16
Land Reclamation & Conservation	224,627.34	Other	30,684,683.68	Transfers From Taxes or Liens	160,772.04
Other Recreational Services	765,886.50	Total	104,296,204.80	Sale for Cash (1992)	63,540.00
EDUCATION (excluding schools)		EQUALIZED VALUATION BASIS		Cancelled, Abated or Adjusted (1992)	50,910.00
Libraries	441,701.00	FOR NET DEBT COMPUTATION	8,373,102,639.00	Balance December 31, 1992	7,351,673.20
Other Educational Services	116,610.00	REAL PROPERTY VALUATIONS		CURRENT FINANCES DECEMBER 31, 1992	
STATUTORY EXPENDITURES		Code Class # of Parcels % VAL'N	ASSESSED VALUATION	ASSETS	
Pensions & F. I. C. A.	2,182,302.59	1 Vacant Land		Cash Dec. 31, 1992	27,903,699.61
Employee Fringe Benefits	3,661,498.67	2 Residential		Taxes Receivable	11,756,035.54
Other Statutory Expenditures	53,707.00	3 Farm		Tax Title Liens	2,920,842.10
CETA And Other Public Employment Programs		4a Commercial (SEE PAGE 43)		Foreclosed Property	7,351,673.20
MUNICIPAL FUNCTIONS TOTAL	52,762,615.40	4b Industrial		Emergencies & Other Deferred Charges	2,050,323.46
CAPITAL IMPROVEMENTS *MEMO*	1,220,963.60	4c Apartments		State and Federal Aid Receivable	675,094.25
DEBT SERVICE		Total		Other Receivables	906,506.64
Principal Payments	2,669,614.21	Land Area 524.71 Sq. Miles		Total	53,564,164.80
Interest Payments	2,001,259.81	Net Valuation Taxable-Municipal	6,537,731,710.00	LIABILITIES, RESERVES, AND SURPLUS	
DEFERRED CHARGES	943,601.21	Net Valuation Taxable-County	9,465,928,610.00	Cash Liabilities	12,757,643.07
SCHOOL, COUNTY, SPECIAL DISTRICT TAXES	140,309,122.97	State Equalized Valuation	3,221,294,884.00	Reserves for Receivables	22,828,223.90
RESERVE FOR UNCOLLECTED TAXES	14,516,450.64	State Equalization Ratio		Surplus Dec. 31, 1992	17,978,297.83
EXPENDITURES TOTAL	213,202,734.24			Total	53,564,164.80

Population 1980 504,094
 Population 1990 493,819
 S & P Rating
 Moody Rating

General Tax Rate Per \$100.

State Equalized Tax Rate

**SUMMARY
 UNION COUNTY
 MUNICIPALITIES**

PER CAPITA:

Gross Debt 841.39
 Net Debt 617.01
 Debt Service 70.08
 Total Tax Levy 1,413.51
 Municipal Expenditures 847.91

PER CENT:

Gross Debt 1.20
 Net Debt .90
 Tax Levy Collected 96.23
 Tax Levy Cancelled, Abated or Adjusted .26

EXPENDITURES		REVENUES-REALIZED		1992 PROPERTY TAX	
GENERAL GOVERNMENT				STATE EQUALIZED TAX RATE	
Governing Body & Public Boards	1,118,501.36	1992 Property Taxes Collected	671,990,569.31	Local District School Taxes	300,413,079.34
Municipal Clerk	1,179,139.00	1992 Payments in Lieu of Taxes	2,990,215.33	Regional & Consolidated School Tax	61,651,194.64
Financial Administration	4,655,475.71	Delinquent Tax & Lien Collections	20,044,144.58	School Taxes in Municipal Budget	2,482,213.80
Assessment of Taxes	2,493,178.00	Business Personalty Replacement Taxes	14,244,443.75	County Library Taxes	138,113,900.00
Collection of Taxes	10,087,875.00	Taxes from Public Utilities	55,359,887.48	Local Municipal Purpose Taxes	193,314,129.85
Planning, Housing & Development	2,082,223.50	Other Miscellaneous Tax Revenues	851,023.65	Veteran & Senior Citizen Taxes	4,150,200.00
Human Resources	10,305,942.33	State Aid Revenues	58,581,585.26	Total Taxes for Rate Computation	700,124,719.13
Elections	105,795.00	Federal Aid Revenues	128,324.15	Special District Taxes	257,223.61
General Administration (other)	31,282,578.26	State and Local Fiscal Assistance Act Utilized		Bank Corp. Taxes	
JUDICIARY		Sale of Acquired Property	77,500.00	Added and Omitted Taxes	1,785,419.52
Municipal Courts	5,070,948.98	Other Miscellaneous Revenues	45,391,085.26	Total Taxes Levied - ABSTRACT	698,017,161.26
PUBLIC SAFETY				Total Taxes Billed	698,303,275.12
Fire Protection	47,968,791.48	Prior Years Surplus Appropriated	46,144,847.18	1992 TAXES COLLECTED	671,990,569.31
Police Protection	65,842,400.80	REVENUES TOTAL	915,703,625.95	1992 Taxes Cancelled, Abated or Adjusted	1,784,658.72
Civil Defense & Disaster Control	226,502.00	Reserve For Uncollected Taxes	31,040,024.88	Transfer to Tax Title Liens or Foreclosed	3,122,455.17
Environmental Inspection & Control	4,962,273.00	CAPITAL OUTLAY TOTAL	27,196,907.92	Balance Outstanding Dec. 31, 1992	21,405,591.87
Other Public Safety	29,125.00			PRIOR YEARS TAXES OUTSTANDING	
PUBLIC WORKS		Public Enterprise	1,071,144.96	Balance January 1, 1992	23,116,008.41
Streets and Drainage	20,200,477.53	Recreation-Culture	2,446,833.43	Collected in 1992	17,713,631.56
Sewers and Sewage Processing	20,228,466.60	Public Works	7,006,505.26	Cancelled, Abated or Adjusted 1992	586,052.71
Garbage and Trash Disposal	26,399,213.19	Buildings and Grounds	15,612,506.90	Transfers to Tax Title Liens or Foreclosed	2,008,468.49
Public Buildings and Grounds	6,849,308.00	Library and Education	24,401.13	Balance December 31, 1992	2,807,855.65
Other Public Works	7,071,353.00	Conservation	35,415.24	TAX TITLE LIENS OUTSTANDING	
HEALTH and WELFARE		All Other		Balance January 1, 1992	7,632,713.79
Health Services Except Environmental	6,431,505.21	CAPITAL DEBT AUTHORIZED, DECEMBER 31, 1992		Transfer From Taxes	5,240,163.85
Welfare-Public Assistance	1,534,736.00	ISSUED AND UNISSUED		Redeemed in 1992	2,330,513.92
Hospital, Clinics, First Aid	25,500.00	School	65,733,585	Cancelled, Abated or Adjusted (1992)	26,430.35
Animal, Insect, & Rodent Control	270,794.00	Self-Liquidating	43,739,713	805,822	
Other Welfare Services	1,000.00	Other	306,021,571	303,885,990	
RECREATION and CONSERVATION		Total	415,494,870	304,691,812	
Beaches and Boardwalks		ISSUED AND OUTSTANDING			
Parks, Playgrounds, Shade Trees	2,646,614.30	School	44,511,000.00	Balance December 31, 1992	10,515,933.37
Land Reclamation & Conservation	627,861.66	Self-Liquidating	30,736,928.84	PROPERTY ACQUIRED BY DEED OR FORECLOSURE	
Other Recreational Services	6,231,262.00	Other	236,781,088.04	Balance January 1, 1992	11,274,620.50
EDUCATION (excluding schools)		Total	312,029,016.88	Transfers From Taxes or Liens	
Libraries	13,332,645.81	EQUALIZED VALUATION BASIS FOR NET DEBT COMPUTATION	32,609,567,933.33	Sale for Cash (1992)	77,500.00
Other Educational Services	1,036,651.37	REAL PROPERTY VALUATIONS		Cancelled, Abated or Adjusted (1992)	
STATUTORY EXPENDITURES		Code Class # of Parcels % VAL'N	ASSESSED VALUATION	Balance December 31, 1992	11,197,120.50
Pensions & F. L. C. A.	18,140,704.01	1 Vacant Land		CURRENT FINANCES DECEMBER 31, 1992	
Employee Fringe Benefits	30,892,039.92	2 Residential		ASSETS	
Other Statutory Expenditures	33,001.00	3 Farm		Cash Dec. 31, 1992	150,481,331.57
CETA And Other Public Employment Programs		4a Commercial (SEE PAGE 45)		Taxes Receivable	24,213,447.52
MUNICIPAL FUNCTIONS TOTAL	349,364,933.02	4b Industrial		Tax Title Liens	10,515,933.37
CAPITAL IMPROVEMENTS *MEMO*	2,909,713.00	4c Apartments		Foreclosed Property	11,197,120.50
DEBT SERVICE		Total		Emergencies & Other Deferred Charges	1,880,778.94
Principal Payments	21,518,490.35	Land Area 102.93 Sq. Miles		State and Federal Aid Receivable	1,540,224.26
Interest Payments	13,086,833.44	Net Valuation Taxable-Municipal	19,624,547,279.00	Other Receivables	7,239,783.99
TYPE I SCHL DEBT *MEMO	5,770,950.75	Net Valuation Taxable-County	32,633,513,919.00	Total	207,068,620.15
DEFERRED CHARGES	3,701,654.01	State Equalized Valuation	31,926,902,161.00	LIABILITIES, RESERVES, AND SURPLUS	
SCHOOL, COUNTY, SPECIAL DISTRICT TAXES	502,917,611.39	State Equalization Ratio		Cash Liabilities	96,665,280.66
RESERVE FOR UNCOLLECTED TAXES	31,040,024.88			Reserves for Receivables	53,166,285.38
EXPENDITURES TOTAL	921,629,547.59			Surplus Dec. 31, 1992	57,237,048.11

2199
 Population 1980 84,429
 Population 1990 91,607
 S & P Rating
 Moody Rating

General Tax Rate Per \$100.

State Equalized Tax Rate

**SUMMARY
 WARREN COUNTY
 MUNICIPALITIES**

PER CAPITA: Gross Debt 787.78
 Net Debt 247.69
 Debt Service 22.93
 Total Tax Levy 1,166.35
 Municipal Expenditures 541.53
 PER CENT: Gross Debt 1.30
 Net Debt .30
 Tax Levy Collected 92.49
 Tax Levy Cancelled, Abated or Adjusted .39

EXPENDITURES		REVENUES-REALIZED		1992 PROPERTY TAX	
GENERAL GOVERNMENT				STATE EQUALIZED TAX RATE	
Governing Body & Public Boards	87,367.00	1992 Property Taxes Collected	90,112,473.78	Local District School Taxes	49,324,152.22
Municipal Clerk	116,431.00	1992 Payments in Lieu of Taxes	187,312.56	Regional & Consolidated School Tax	10,222,236.80
Financial Administration	772,698.84	Delinquent Tax & Lien Collections	5,880,370.14	School Taxes in Municipal Budget	
Assessment of Taxes	735,337.13	Business Personalty Replacement Taxes	1,659,829.72	County Taxes	33,371,162.00
Collection of Taxes	621,133.19	Taxes from Public Utilities	8,841,082.33	County Library Taxes	1,960,168.74
Planning, Housing & Development	1,318,831.35	Other Miscellaneous Tax Revenues		Local Municipal Purpose Taxes	11,061,390.26
Human Resources	881,467.76	State Aid Revenues	5,138,207.01	Veteran & Senior Citizen Taxes	861,750.00
Elections	17,820.19	Federal Aid Revenues		Total Taxes for Rate Computation	106,800,860.02
General Administration (other)	5,836,243.68	State and Local Fiscal Assistance Act Utilized		Special District Taxes	
JUDICIARY		Sale of Acquired Property	6,352.00	Bank Corp. Taxes	
Municipal Courts	1,036,270.93	Other Miscellaneous Revenues	8,162,856.84	Added and Omitted Taxes	906,698.43
PUBLIC SAFETY		Total	120,987,483.38	Total Taxes Levied - ABSTRACT	106,845,808.45
Fire Protection	1,327,360.55	Prior Years Surplus Appropriated	11,627,059.38	Total Taxes Billed	107,156,199.02
Police Protection	6,946,809.82	REVENUES TOTAL	141,614,542.76	1992 TAXES COLLECTED	99,112,473.78
Civil Defense & Disaster Control	85,291.56	Reserve For Uncollected Taxes	9,414,588.18	1992 Taxes Cancelled, Abated or Adjusted	422,375.83
Environmental Inspection & Control	673,805.13	CAPITAL OUTLAY TOTAL	10,764,340.40	Transfer to Tax Title Liens or Foreclosed	828,047.69
Other Public Safety	800.00	Public Enterprises	4,835,189.90	Balance Outstanding Dec. 31, 1992	6,793,301.70
PUBLIC WORKS		Recreation-Culture	82,890.85	PRIOR YEARS TAXES OUTSTANDING	
Streets and Drainage	4,890,086.52	Public Works	3,559,518.38	Balance January 1, 1992	6,984,920.66
Sewers and Sewage Processing	399,744.46	Buildings and Grounds	2,286,741.27	Collected in 1992	5,970,873.09
Garbage and Trash Disposal	1,735,251.97	Library and Education		Cancelled, Abated or Adjusted 1992	112,194.74
Public Buildings and Grounds	1,206,962.26	Conservation		Transfers to Tax Title Liens or Foreclosed	398,427.02
Other Public Works	1,070,834.00	All Other		Balance December 31, 1992	503,425.81
HEALTH and WELFARE		CAPITAL DEBT AUTHORIZED, DECEMBER 31, 1992		TAX TITLE LIENS OUTSTANDING	
Health Services Except Environmental	38,555.63	ISSUED AND UNISSUED		Balance January 1, 1992	2,825,251.15
Welfare-Public Assistance	82,932.30	School	18,931,754	Transfer From Taxes	1,293,308.45
Hospital, Clinics, First Aid	2,200.00	Self-Liquidating	31,404,160	Redeemed in 1992	904,137.20
Animal, Insect, & Rodent Control	86,692.67	Other	21,830,684	Cancelled, Abated or Adjusted (1992)	12,191.91
Other Welfare Services		Total	72,166,599	Transfers to Foreclosed Property	
RECREATION and CONSERVATION		ISSUED AND OUTSTANDING		Balance December 31, 1992	3,202,230.49
Beaches and Boardwalks		School	18,931,754.50	PROPERTY ACQUIRED BY DEED OR FORECLOSURE	
Parks, Playgrounds, Shade Trees	323,832.32	Self-Liquidating	26,528,685.37	Balance January 1, 1992	1,446,397.50
Land Reclamation & Conservation	191,638.49	Other	16,660,775.79	Transfers From Taxes or Liens	
Other Recreational Services	470,114.73	Total	62,121,215.66	Sale for Cash (1992)	350.00
EDUCATION (excluding schools)		EQUALIZED VALUATION BASIS		Cancelled, Abated or Adjusted (1992)	3,150.00
Libraries	751,262.31	FOR NET DEBT COMPUTATION	5,383,490,660.00	Balance December 31, 1992	1,442,897.50
Other Educational Services	1,650,230.50	REAL PROPERTY VALUATIONS		CURRENT FINANCES DECEMBER 31, 1992	
STATUTORY EXPENDITURES		Code Class # of Parcels % VAL'N		ASSETS	
Pensions & F. L. C. A.	1,571,480.78	1 Vacant Land		Cash Dec. 31, 1992	39,205,491.83
Employee Fringe Benefits	2,220,137.06	2 Residential		Taxes Receivable	7,296,727.51
Other Statutory Expenditures	51,940.91	3 Farm		Tax Title Liens	3,202,230.49
CETA And Other Public Employment Programs		4a Commercial (SEE PAGE 47)		Foreclosed Property	1,442,897.50
MUNICIPAL FUNCTIONS TOTAL	37,251,665.04	4b Industrial		Emergencies & Other Deferred Charges	691,731.68
CAPITAL IMPROVEMENTS *MEMO*	987,603.38	4c Apartments		State and Federal Aid Receivable	957,822.02
DEBT SERVICE		Total		Other Receivables	1,327,923.17
Principal Payments	1,300,570.34	Land Area 361.55 Sq. Miles		Total	54,124,824.20
Interest Payments	800,000.98	Net Valuation Taxable-Municipal	5,206,485,261.00	LIABILITIES, RESERVES, AND SURPLUS	
DEFERRED CHARGES	841,144.05	Net Valuation Taxable-County	5,314,768,414.00	Cash Liabilities	16,231,856.93
SCHOOL, COUNTY, SPECIAL DISTRICT TAXES	94,877,719.76	State Equalized Valuation	5,327,675,896.00	Reserves for Receivables	13,492,800.45
RESERVE FOR UNCOLLECTED TAXES	9,414,588.18	State Equalization Ratio		Surplus Dec. 31, 1992	24,400,166.82
EXPENDITURES TOTAL	144,485,688.35			Total	54,124,824.20

1330

Population 1980 17,235
 Population 1990 17,038
 S & P Rating
 Moody Rating A

General Tax Rate Per \$100. 2.75
 State Equalized Tax Rate 2.71

ABERDEEN TOWNSHIP - MONMOUTH CO.
 Form of Government:
Council-Manager Plan E (OMCL 50)
 Number of Members on Governing Body - 7

PER CAPITA:
 Gross Debt 343.71
 Net Debt 240.50
 Debt Service 30.25
 Total Tax Levy 1,479.61
 Municipal Expenditures 479.08

PER CENT:
 Gross Debt .65
 Net Debt .46
 Tax Levy Collected 93.48
 Tax Levy Cancelled, Abated or Adjusted .75

EXPENDITURES		REVENUES-REALIZED		1992 PROPERTY TAX	
GENERAL GOVERNMENT				STATE EQUALIZED TAX RATE	
Governing Body & Public Boards	170,000.00	1992 Property Taxes Collected	23,578,172.33	Local District School Taxes	
Municipal Clerk		1992 Payments in Lieu of Taxes		Regional & Consolidated School Tax	1.74
Financial Administration	84,803.00	Delinquent Tax & Lien Collections	1,177,795.81	School Taxes in Municipal Budget	
Assessment of Taxes	61,190.00	Business Personalty Replacement Taxes	223,552.44	County Taxes	.45 *
Collection of Taxes	90,585.00	Taxes from Public Utilities	679,527.23	County Library Taxes	
Planning, Housing & Development	86,572.00	Other Miscellaneous Tax Revenues		Local Municipal Purpose Taxes	.52
Human Resources	96,245.00	State Aid Revenues	884,348.73	Veteran & Senior Citizen Taxes	
Elections	4,769.10	Federal Aid Revenues	23,366.54	Total Taxes for Rate Computation	2.71
General Administration (other)	946,332.00	State and Local Fiscal Assistance Act Utilized		Special District Taxes	
JUDICIARY		Sale of Acquired Property		Bank Corp. Taxes	
Municipal Courts	103,878.00	Other Miscellaneous Revenues	934,356.48	Added and Omitted Taxes	
PUBLIC SAFETY		Total	27,501,117.56	Total Taxes Levied - ABSTRACT	
Fire Protection		Prior Years Surplus Appropriated	374,000.00	Total Taxes Billed	
Police Protection	1,745,629.00	REVENUES TOTAL	27,875,117.56	1992 TAXES COLLECTED	
Civil Defense & Disaster Control	5,000.00	Reserve For Uncollected Taxes	1,799,412.92	1992 Taxes Cancelled, Abated or Adjusted	
Environmental Inspection & Control	126,691.00	CAPITAL OUTLAY TOTAL	1,413,254.48	Transfer to Tax Title Liens or Foreclosed	
Other Public Safety		Public Enterprises	49,873.22	Balance Outstanding Dec. 31, 1992	
PUBLIC WORKS		Recreation-Culture		PRIOR YEARS TAXES OUTSTANDING	
Streets and Drainage	774,862.90	Public Works	1,226,203.00	Balance January 1, 1992	
Sewers and Sewage Processing		Buildings and Grounds	137,178.26	Collected in 1992	
Garbage and Trash Disposal		Library and Education		Cancelled, Abated or Adjusted 1992	
Public Buildings and Grounds	109,731.00	Conservation		Transfers to Tax Title Liens or Foreclosed	
Other Public Works		All Other		Balance December 31, 1992	
HEALTH and WELFARE		CAPITAL DEBT AUTHORIZED, DECEMBER 31, 1992		TAX TITLE LIENS OUTSTANDING	
Health Services Except Environmental	91,308.00	ISSUED AND UNISSUED		Balance January 1, 1992	
Welfare-Public Assistance	61,505.00	School		Transfer From Taxes	
Hospital, Clinics, First Aid		Self-Liquidating	2,000,047	Redeemed in 1992	
Animal, Insect, & Rodent Control	14,422.00	Other	3,856,050	Cancelled, Abated or Adjusted (1992)	
Other Welfare Services		Total	5,856,097	Transfers to Foreclosed Property	
RECREATION and CONSERVATION		ISSUED AND OUTSTANDING		Balance December 31, 1992	
Beaches and Boardwalks		School		PROPERTY ACQUIRED BY DEED OR FORECLOSURE	
Parks, Playgrounds, Shade Trees	244,544.00	Self-Liquidating	1,999,500.00	Balance January 1, 1992	
Land Reclamation & Conservation	37,538.16	Other	3,856,050.00	Transfers From Taxes or Liens	
Other Recreational Services	20,995.00	Total	5,855,550.00	Sale for Cash (1992)	
EDUCATION (excluding schools)		EQUALIZED VALUATION BASIS		Cancelled, Abated or Adjusted (1992)	
Libraries	289,135.00	FOR NET DEBT COMPUTATION	895,614,137	Transfers to Foreclosed Property	
Other Educational Services	9,703.00	REAL PROPERTY VALUATIONS		Balance December 31, 1992	
STATUTORY EXPENDITURES		Code Class # of Parcels % VAL'N		CURRENT FINANCES DECEMBER 31, 1992	
Pensions & F. L. C. A.	130,921.00	1 Vacant Land 673 2.12	17,936,900.00	ASSETS	
Employee Fringe Benefits	472,697.00	2 Residential 5663 31.03	635,129,400.00	Cash Dec. 31, 1992	
Other Statutory Expenditures		3 Farm 17 .08	643,800.00	Taxes Receivable	
CETA And Other Public Employment Programs		4a Commercial 175 11.23	94,873,400.00	Tax Title Liens	
MUNICIPAL FUNCTIONS TOTAL	5,784,176.16	4b Industrial 6 3.27	27,615,300.00	Foreclosed Property	
CAPITAL IMPROVEMENTS *MEMO*		4c Apartments 10 2.22	18,758,100.00	Emergencies & Other Deferred Charges	
DEBT SERVICE		Total 6544	344,961,900.00	State and Federal Aid Receivable	
Principal Payments	318,350.00	Land Area 5.45 Sq. Miles		Other Receivables	
Interest Payments	197,130.80	Net Valuation Taxable-Municipal	847,992,400	Total	
DEFERRED CHARGES	63,552.97	Net Valuation Taxable-County	894,368,106	LIABILITIES, RESERVES, AND SURPLUS	
SCHOOL, COUNTY, SPECIAL DISTRICT TAXES	20,682,256.05	State Equalized Valuation	359,729,172	Cash Liabilities	
RESERVE FOR UNCOLLECTED TAXES	1,799,412.92	State Equalization Ratio	93.63	Reserves for Receivables	
EXPENDITURES TOTAL	23,844,893.90			Surplus Dec. 31, 1992	

*Includes County Health Service Taxes, County Vocational School Taxes, or County Open Space Tax. See Table 13.

0131
 Population 1980 6,859
 Population 1990 7,298
 S & P Rating A-
 Moody Rating AAA

General Tax Rate Per \$100. 3.46
 State Equalized Tax Rate 2.35

ABSECON CITY - ATLANTIC COUNTY
 Form of Government:
City Charter Act, (P.L. 1899, c. 52)
 Number of Members on Governing Body - 7

PER CAPITA:
 Gross Debt 743.63
 Net Debt 601.64
 Debt Service 59.17
 Total Tax Levy 1,292.13
 Municipal Expenditures 782.65

PER CENT:
 Gross Debt 1.43
 Net Debt 1.16
 Tax Levy Collected 95.44
 Tax Levy Cancelled, Abated or Adjusted .27

EXPENDITURES	REVENUES-REALIZED	1992 PROPERTY TAX
GENERAL GOVERNMENT		STATE EQUALIZED TAX RATE
Governing Body & Public Boards		Local District School Taxes 1.16 4,615,642.00
Municipal Clerk		Regional & Consolidated School Tax
Financial Administration 23,418.00	1992 Property Taxes Collected 9,001,048.04	School Taxes in Municipal Budget .01 55,087.29
Assessment of Taxes 50,700.62	1992 Payments in Lieu of Taxes 5,870.00	County Taxes .45 * 1,806,271.53
Collection of Taxes 53,527.11	Delinquent Tax & Lien Collections 567,246.20	County Library Taxes .03 128,919.76
Planning, Housing & Development 33,918.38	Business Personalty Replacement Taxes 31,078.96	Local Municipal Purpose Taxes .69 2,748,367.81
Human Resources 73,841.50	Taxes from Public Utilities 558,585.56	Veteran & Senior Citizen Taxes 72,150.00
Elections 4,200.00	Other Miscellaneous Tax Revenues	Total Taxes for Rate Computation 2.34 9,426,438.39
General Administration (other) 666,921.70	State Aid Revenues 438,994.53	Special District Taxes
JUDICIARY	Federal Aid Revenues	Bank Corp. Taxes
Municipal Courts 68,527.30	State and Local Fiscal Assistance Act Utilized	Added and Omitted Taxes 75,708.63
PUBLIC SAFETY	Sale of Acquired Property	Total Taxes Levied - ABSTRACT 9,429,997.02
Fire Protection 104,773.95	Other Miscellaneous Revenues 575,416.36	Total Taxes Billed 9,431,201.91
Police Protection 1,569,627.99	Total 11,179,239.65	1992 TAXES COLLECTED 9,001,048.04
Civil Defense & Disaster Control 25,245.00	Prior Years Surplus Appropriated 1,008,000.00	1992 Taxes Cancelled, Abated or Adjusted 25,509.31
Environmental Inspection & Control 85,763.46	REVENUES TOTAL 12,186,239.65	Transfer to Tax Title Liens or Foreclosed 75,287.93
Other Public Safety	Reserve For Uncollected Taxes 602,398.53	Balance Outstanding Dec. 31, 1992 329,356.63
PUBLIC WORKS	CAPITAL OUTLAY TOTAL 380,740.15	PRIOR YEARS TAXES OUTSTANDING
Streets and Drainage 421,829.75	Public Enterprises 15,000.00	Balance January 1, 1992 514,098.34
Sewers and Sewage Processing 23,800.00	Recreation-Culture 83,481.42	Collected in 1992 379,670.13
Garbage and Trash Disposal 506,000.00	Public Works 103,719.00	Cancelled, Abated or Adjusted 1992
Public Buildings and Grounds 43,050.18	Buildings and Grounds 178,539.73	Transfers to Tax Title Liens or Foreclosed 131,902.91
Other Public Works 36,800.00	Library and Education	Balance December 31, 1992 2,525.30
HEALTH and WELFARE	Conservation	TAX TITLE LIENS OUTSTANDING
Health Services Except Environmental 10,000.00	All Other	Balance January 1, 1992 221,994.12
Welfare-Public Assistance 1,000.48		Transfer From Taxes 254,205.03
Hospital, Clinics, First Aid 37,700.00	CAPITAL DEBT AUTHORIZED, DECEMBER 31, 1992	Redeemed in 1992 187,576.07
Animal, Insect, & Rodent Control 6,000.00	ISSUED AND UNISSUED GROSS DEBT NET DEBT	Cancelled, Abated or Adjusted (1992)
Other Welfare Services	School 48,000	Transfers to Foreclosed Property
RECREATION and CONSERVATION	Self-Liquidating 865,000	Balance December 31, 1992 288,623.09
Beaches and Boardwalks	Other 4,514,000	PROPERTY ACQUIRED BY DEED OR FORECLOSURE
Parks, Playgrounds, Shode Trees 46,780.00	Total 5,427,000	Balance January 1, 1992 441,003.25
Land Reclamation & Conservation 16,399.00	ISSUED AND OUTSTANDING	Transfers From Taxes or Liens
Other Recreational Services	School 48,000.00	Sale for Cash (1992)
EDUCATION (excluding schools)	Self-Liquidating 865,000.00	Cancelled, Abated or Adjusted (1992)
Libraries 36,100.00	Other 3,432,690.32	Balance December 31, 1992 441,003.25
Other Educational Services	Total 4,345,690.32	CURRENT FINANCES DECEMBER 31, 1992
STATUTORY EXPENDITURES	EQUALIZED VALUATION BASIS FOR NET DEBT COMPUTATION 380,072,586	ASSETS
Pensions & F. L. C. A. 412,793.03	REAL PROPERTY VALUATIONS	Cash Dec. 31, 1992 1,477,131.34
Employee Fringe Benefits 312,800.00	Code Class # of Parcels % VAL'N ASSESSED VALUATION	Taxes Receivable 331,881.93
Other Statutory Expenditures 8,115.00	1 Vacant Land 663 4.06 10,922,300.00	Tax Title Liens 288,623.08
CETA And Other Public Employment Programs	2 Residential 2607 74.22 199,899,900.00	Foreclosed Property 441,003.25
MUNICIPAL FUNCTIONS TOTAL 4,675,632.45	3 Farm 7 .18 481,900.00	Emergencies & Other Deferred Charges 6,808.66
CAPITAL IMPROVEMENTS *MEMO* 20,000.00	4a Commercial 209 21.54 58,017,300.00	State and Federal Aid Receivable
DEBT SERVICE	4b Industrial	Other Receivables 112,733.96
Principal Payments 203,750.00	4c Apartments	Total 2,658,182.22
Interest Payments 228,131.75	Total 3486 269,321,400.00	LIABILITIES, RESERVES, AND SURPLUS
TYPE I SCHL DEBT *MEMO 56,321.00	Land Area 5.70 Sq. Miles	Cash Liabilities 875,521.30
DEFERRED CHARGES 920.33	Net Valuation Taxable-Municipal 270,781,010	Reserves for Receivables 1,146,231.47
SCHOOL, COUNTY, SPECIAL DISTRICT TAXES 6,605,920.53	Net Valuation Taxable-County 388,170,190	Surplus Dec. 31, 1992 636,429.45
RESERVE FOR UNCOLLECTED TAXES 602,398.53	State Equalized Valuation 398,630,234	Total 2,658,182.22
EXPENDITURES TOTAL 12,317,723.64	State Equalization Ratio 67.81	

Population 1980 2,798
 Population 1990 3,594
 S & P Rating
 Moody Rating

General Tax Rate Per \$100. 1.82
 State Equalized Tax Rate 1.64

ALEXANDRIA TWP. - HUNTERDON CO.
 Form of Government:
Township Committee
 Number of Members on Governing Body - 3

PER CAPITA:
 Gross Debt 329.80
 Net Debt
 Debt Service
 Total Tax Levy 1,394.82
 Municipal Expenditures 441.22

PER CENT:
 Gross Debt
 Net Debt
 Tax Levy Collected 93.75
 Tax Levy Cancelled, Abated or Adjusted .03

EXPENDITURES		REVENUES-REALIZED			1992 PROPERTY TAX	
GENERAL GOVERNMENT		REVENUES-REALIZED			STATE EQUALIZED TAX RATE	
Governing Body & Public Boards		1992 Property Taxes Collected		Local District School Taxes	.59	2,931,635.00
Municipal Clerk		1992 Payments in Lieu of Taxes		Regional & Consolidated School Tax	.34	1,004,828.87
Financial Administration	22,938.34	Delinquent Tax & Lien Collections	316,817.97	School Taxes in Municipal Budget		
Assessment of Taxes	22,589.25	Business Personalty Replacement Taxes	45,779.40	County Taxes	.29	864,881.23
Collection of Taxes	22,600.00	Taxes from Public Utilities	190,815.00	County Library Taxes	.02	73,090.19
Planning, Housing & Development	102,321.67	Other Miscellaneous Tax Revenues	202,033.00	Local Municipal Purpose Taxes		
Human Resources	12,636.00	Federal Aid Revenues		Veteran & Senior Citizen Taxes		19,850.00
Elections	1,100.00	State and Local Fiscal Assistance Act Utilized		Total Taxes far Rate Computation	1.64	4,894,285.29
General Administration (other)	126,438.31	Sale of Acquired Property		Special District Taxes		
JUDICIARY	15,335.00	Other Miscellaneous Revenues	203,095.18	Bank Corp. Taxes		
Municipal Courts		Prior Years Surplus Appropriated	746,766.94	Added and Omitted Taxes		138,547.61
PUBLIC SAFETY		REVENUES TOTAL	6,418,105.76	Total Taxes Levied - ABSTRACT		5,012,992.90
Fire Protection	50,480.00	Reserve Far Uncollected Taxes	516,307.60	Total Taxes Billed		5,027,180.46
Police Protection	25,000.00	CAPITAL OUTLAY TOTAL	90,614.73	1992 TAXES COLLECTED		4,712,798.27
Civil Defense & Disaster Control		Public Enterprises		1992 Taxes Cancelled, Abated or Adjusted		1,465.00
Environmental Inspection & Control	17,739.30	Recreation-Culture		Transfer to Tax Title Liens or Foreclosed		52,552.50
Other Public Safety		Public Works	90,614.73	Balance Outstanding Dec. 31, 1992		260,364.69
PUBLIC WORKS	186,000.00	Buildings and Grounds		PRIOR YEARS TAXES OUTSTANDING		
Streets and Drainage		Library and Education		Balance January 1, 1992		345,976.54
Sewers and Sewage Processing		Conservation		Collected in 1992		315,923.89
Garbage and Trash Disposal		All Other		Cancelled, Abated or Adjusted 1992		18,549.04
Public Buildings and Grounds	55,480.00	CAPITAL DEBT AUTHORIZED, DECEMBER 31, 1992		Transfers to Tax Title Liens or Foreclosed		1,627.06
Other Public Works		ISSUED AND UNISSUED		Balance December 31, 1992		9,876.55
HEALTH and WELFARE	32,000.00	SCHOOL	1,185,305	TAX TITLE LIENS OUTSTANDING		
Health Services Except Environmental		Self-Liquidating		Balance January 1, 1992		110,850.87
Welfare-Public Assistance	1,850.00	Other		Transfer From Taxes		54,346.09
Hospital, Clinics, First Aid		Total	1,185,305	Redeemed in 1992		894.08
Animal, Insect, & Radent Control	6,250.00	ISSUED AND OUTSTANDING		Cancelled, Abated or Adjusted (1992)		
Other Welfare Services		School	1,185,305.52	Transfers to Foreclosed Property		
RECREATION and CONSERVATION		Self-Liquidating		Balance December 31, 1992		164,302.88
Beaches and Boardwalks		Other		PROPERTY ACQUIRED BY DEED OR FORECLOSURE		
Parks, Playgrounds, Shade Trees		Total	1,185,305.52	Balance January 1, 1992		21,200.00
Land Reclamation & Conservation	3,800.00	EQUALIZED VALUATION BASIS FOR NET DEBT COMPUTATION	290,088,437	Transfers From Taxes or Liens		
Other Recreational Services	8,000.00	REAL PROPERTY VALUATIONS		Sale for Cash (1992)		
EDUCATION (excluding schools)		Code Class # of Parcels % VAL'N ASSESSED VALUATION		Cancelled, Abated or Adjusted (1992)		
Libraries		1 Vacant Land 331 9.30	24,858,600.00	Balance December 31, 1992		21,200.00
Other Educational Services	21,490.00	2 Residential 1070 71.85	192,095,300.00	CURRENT FINANCES DECEMBER 31, 1992		
STATUTORY EXPENDITURES		3 Farm 487 14.37	38,402,729.00	ASSETS		
Pensions & F. L. C. A.	260,000.00	4a Commercial 28 3.38	9,045,400.00	Cash Dec. 31, 1992		2,581,296.39
Employee Fringe Benefits	32,000.00	4b Industrial 3 .94	2,510,000.00	Taxes Receivable		270,241.24
Other Statutory Expenditures		4c Apartments 2 .16	429,200.00	Tax Title Liens		164,302.88
CETA And Other Public Employment Programs		Total	267,341,229.00	Foreclosed Property		21,200.00
MUNICIPAL FUNCTIONS TOTAL	1,027,046.87	Land Area 28.20 Sq. Miles		Emergencies & Other Deferred Charges		39,000.00
CAPITAL IMPROVEMENTS *MEMO*		Net Valuation Taxable-Municipal	268,005,454	State and Federal Aid Receivable		
DEBT SERVICE		Net Valuation Taxable-County	273,102,573	Other Receivables		38,729.15
Principal Payments		State Equalized Valuation	297,224,846	Total		3,114,769.65
Interest Payments		State Equalization Ratio	90.33	LIABILITIES, RESERVES, AND SURPLUS		
DEFERRED CHARGES	42,390.00			Cash Liabilities		607,048.31
SCHOOL, COUNTY, SPECIAL DISTRICT TAXES	4,374,435.29			Reserves far Receivables		494,473.27
RESERVE FOR UNCOLLECTED TAXES	516,307.60			Surplus Dec. 31, 1992		2,013,243.07
EXPENDITURES TOTAL	6,460,179.78			Total		3,114,769.65

2131
 Population 1980 2,560
 Population 1990 3,484
 S & P Rating
 Moody Rating

General Tax Rate Per \$100. 2.11
 State Equalized Tax Rate 1.99

ALLAMUCHY TOWNSHIP - WARREN CO.
 Form of Government:
 Small Municipality Plan C (OMCL 50)
 Number of Members on Governing Body - 5

PER CAPITA: 328.65
 Gross Debt 328.65
 Net Debt
 Debt Service
 Total Tax Levy 1,535.68
 Municipal Expenditures 377.97
 PER CENT:
 Gross Debt .41
 Net Debt
 Tax Levy Collected 96.07
 Tax Levy Cancelled, Abated or Adjusted .15

EXPENDITURES	REVENUES-REALIZED	1992 PROPERTY TAX	
GENERAL GOVERNMENT		STATE EQUALIZED TAX RATE	
Governing Body & Public Boards		Local District School Taxes 1.13	3,013,587.00
Municipal Clerk		Regional & Consolidated School Tax	
Financial Administration 55,700.00	1992 Property Taxes Collected 5,164,245.38	School Taxes in Municipal Budget	
Assessment of Taxes 52,550.00	1992 Payments in Lieu of Taxes	County Taxes .61	1,637,515.93
Collection of Taxes 37,100.00	Delinquent Tax & Lien Collections 142,525.72	County Library Taxes .05	138,103.18
Planning, Housing & Development 62,100.00	Business Personality Replacement Taxes 39,596.84	Local Municipal Purpose Taxes .19	509,648.00
Human Resources 5,677.00	Taxes from Public Utilities 235,911.00	Veteran & Senior Citizen Taxes	16,950.00
Elections	Other Miscellaneous Tax Revenues	Total Taxes for Rate Computation 1.98	5,315,804.11
General Administration (other) 260,365.00	State Aid Revenues 122,619.00	Special District Taxes	
JUDICIARY	Federal Aid Revenues	Bank Corp. Taxes	
Municipal Courts 56,520.00	State and Local Fiscal Assistance Act Utilized	Added and Omitted Taxes	51,454.07
PUBLIC SAFETY	Sale of Acquired Property	Total Taxes Levied - ABSTRACT	5,350,308.18
Fire Protection 57,097.78	Other Miscellaneous Revenues 274,808.93	Total Taxes Billed	5,375,376.86
Police Protection 15,000.00	Total	1992 TAXES COLLECTED	5,164,245.33
Civil Defense & Disaster Control 7,205.00	Prior Years Surplus Appropriated 250,000.00	1992 Taxes Cancelled, Abated or Adjusted	8,727.06
Environmental Inspection & Control 36,560.00	REVENUES TOTAL	Transfer to Tax Title Liens or Foreclosed	9,906.45
Other Public Safety	RESERVE FOR UNCOLLECTED TAXES	Balance Outstanding Dec. 31, 1992	192,497.97
PUBLIC WORKS	CAPITAL OUTLAY TOTAL	PRIOR YEARS TAXES OUTSTANDING	
Streets and Drainage 131,850.00	Public Enterprises	Balance January 1, 1992	148,851.40
Sewers and Sewage Processing 8,000.00	Recreation-Culture	Collected in 1992	138,650.71
Garbage and Trash Disposal 7,000.00	Public Works 86,112.96	Cancelled, Abated or Adjusted 1992	195.74
Public Buildings and Grounds 62,409.82	Buildings and Grounds 81,977.00	Transfers to Tax Title Liens or Foreclosed	8,919.13
Other Public Works	Library and Education	Balance December 31, 1992	1,085.82
HEALTH and WELFARE	Conservation	TAX TITLE LIENS OUTSTANDING	
Health Services Except Environmental	All Other	Balance January 1, 1992	3,583.74
Welfare-Public Assistance 3,250.00	CAPITAL DEBT AUTHORIZED, DECEMBER 31, 1992	Transfer From Taxes	19,892.61
Hospital, Clinics, First Aid	ISSUED AND UNISSUED	Redeemed in 1992	3,875.01
Animal, Insect, & Rodent Control 7,000.00	School 1,145,000	Cancelled, Abated or Adjusted (1992)	
Other Welfare Services	Self-Liquidating	Transfers to Foreclosed Property	
RECREATION and CONSERVATION	Other	Balance December 31, 1992	19,601.34
Beaches and Boardwalks	Total 1,145,000	PROPERTY ACQUIRED BY DEED OR FORECLOSURE	
Parks, Playgrounds, Shade Trees	ISSUED AND OUTSTANDING	Balance January 1, 1992	
Land Reclamation & Conservation 11,200.00	School 1,145,000.00	Transfers From Taxes or Liens	
Other Recreational Services 23,450.00	Self-Liquidating	Sale for Cash (1992)	
EDUCATION (excluding schools)	Other	Cancelled, Abated or Adjusted (1992)	
Libraries	Total 1,145,000.00	Balance December 31, 1992	
Other Educational Services	EQUALIZED VALUATION BASIS	CURRENT FINANCES DECEMBER 31, 1992	
STATUTORY EXPENDITURES	FOR NET DEBT COMPUTATION	ASSETS	
Pensions & F. L. C. A. 40,000.00	REAL PROPERTY VALUATIONS	Cash Dec. 31, 1992	1,108,384.83
Employee Fringe Benefits 39,000.00	Code Class # of Parcels % VAL'N	Taxes Receivable	193,533.79
Other Statutory Expenditures 2,000.00	1 Vacant Land 231 5.70	Tax Title Liens	19,601.36
CETA And Other Public Employment Programs	2 Residential 1506 83.36	Foreclosed Property	
MUNICIPAL FUNCTIONS TOTAL 981,034.60	3 Farm 174 3.85	Emergencies & Other Deferred Charges	354.60
CAPITAL IMPROVEMENTS *MEMO* 30,000.00	4a Commercial 19 6.29	State and Federal Aid Receivable	
DEBT SERVICE	4b Industrial 1 .30	Other Receivables	12,089.36
Principal Payments	4c Apartments	Total	1,334,013.92
Interest Payments	Total 1931	LIABILITIES, RESERVES, AND SURPLUS	
DEFERRED CHARGES 800.00	Land Area 20.30 Sq. Miles	Cash Liabilities	406,367.86
SCHOOL, COUNTY, SPECIAL DISTRICT TAXES 4,789,206.11	Net Valuation Taxable-Municipal	Reserves for Receivables	225,274.49
RESERVE FOR UNCOLLECTED TAXES 335,000.00	Net Valuation Taxable-County	Surplus Dec. 31, 1992	701,871.57
EXPENDITURES TOTAL 6,106,043.71	State Equalized Valuation	Total	1,334,013.92
	State Equalization Ratio		

0201
 Population 1980 5,901
 Population 1990 5,900
 S & P Rating
 Moody Rating AA

General Tax Rate Per \$100. 2.86
 State Equalized Tax Rate 1.95

ALLEDALE BOROUGH - BERGEN CO.
 Form of Government:
 Borough Council
 Number of Members on Governing Body - 6

PER CAPITA:
 Gross Debt 1,156.23
 Net Debt 1,072.17
 Debt Service 99.27
 Total Tax Levy 2,364.08
 Municipal Expenditures 1,034.01

PER CENT:
 Gross Debt .94
 Net Debt .87
 Tax Levy Collected 98.08
 Tax Levy Cancelled, Abated or Adjusted .29

EXPENDITURES		REVENUES-REALIZED			1992 PROPERTY TAX	
GENERAL GOVERNMENT					STATE EQUALIZED TAX RATE	
Governing Body & Public Boards		1992 Property Taxes Collected	13,682,073.22	Local District School Taxes	.77	5,461,181.50
Municipal Clerk		1992 Payments in Lieu of Taxes		Regional & Consolidated School Tax	.41	2,931,698.85
Financial Administration	21,000.00	Delinquent Tax & Lien Collections	386,443.89	School Taxes in Municipal Budget		
Assessment of Taxes	30,648.66	Business Personalty Replacement Taxes	46,442.04	County Taxes	.26	1,888,048.86
Collection of Taxes	114,921.28	Taxes from Public Utilities	1,106,059.12	County Library Taxes		
Planning, Housing & Development	25,638.33	Other Miscellaneous Tax Revenues		Local Municipal Purpose Taxes	.51	3,603,515.70
Human Resources	72,603.66	State Aid Revenues	290,673.19	Veteran & Senior Citizen Taxes		23,650.00
Elections		Federal Aid Revenues		Total Taxes for Rate Computation	1.95	13,908,094.91
General Administration (other)	361,721.20	State and Local Fiscal Assistance Act Utilized		Special District Taxes		
JUDICIARY		Sale of Acquired Property		Bank Corp. Taxes		
Municipal Courts	33,255.40	Other Miscellaneous Revenues	608,442.92	Added and Omitted Taxes		63,620.78
PUBLIC SAFETY				Total Taxes Levied - ABSTRACT		13,948,065.69
Fire Protection	81,091.30	Prior Years Surplus Appropriated	365,000.00	Total Taxes Billed		13,950,603.12
Police Protection	1,108,118.53	REVENUES TOTAL	16,485,134.38	1992 TAXES COLLECTED		13,682,073.22
Civil Defense & Disaster Control	500.00	Reserve For Uncollected Taxes	563,093.71	1992 Taxes Cancelled, Abated or Adjusted		41,061.02
Environmental Inspection & Control	69,981.19	CAPITAL OUTLAY TOTAL	838,876.52	Transfer to Tax Title Liens or Foreclosed		328.90
Other Public Safety		Public Enterprises	329,654.53	Balance Outstanding Dec. 31, 1992		227,139.98
PUBLIC WORKS		Recreation-Culture	10,698.52	PRIOR YEARS TAXES OUTSTANDING		
Streets and Drainage	473,070.11	Public Works	252,695.62	Balance January 1, 1992		373,002.40
Sewers and Sewage Processing	925,098.60	Buildings and Grounds	245,827.85	Collected in 1992		372,980.83
Garbage and Trash Disposal	527,200.00	Library and Education		Cancelled, Abated or Adjusted 1992		21.57
Public Buildings and Grounds	106,630.46	Conservation		Transfers to Tax Title Liens or Foreclosed		
Other Public Works	31,000.00	All Other		Balance December 31, 1992		
HEALTH and WELFARE		CAPITAL DEBT AUTHORIZED, DECEMBER 31, 1992		TAX TITLE LIENS OUTSTANDING		
Health Services Except Environmental	23,202.07	ISSUED AND UNISSUED		Balance January 1, 1992		17,469.15
Welfare-Public Assistance		School		Transfer From Taxes		328.90
Hospital, Clinics, First Aid		Self-Liquidating	437,000	Redeemed in 1992		13,463.06
Animal, Insect, & Rodent Control		Other	6,385,035	Cancelled, Abated or Adjusted (1992)		
Other Welfare Services		Total	6,822,035	Transfers to Foreclosed Property		
RECREATION and CONSERVATION		ISSUED AND OUTSTANDING		Balance December 31, 1992		4,334.99
Beaches and Boardwalks		School		PROPERTY ACQUIRED BY DEED OR FORECLOSURE		
Parks, Playgrounds, Shade Trees	21,400.00	Self-Liquidating	380,000.00	Balance January 1, 1992		4,900.00
Land Reclamation & Conservation	61,216.45	Other	5,065,285.66	Transfers From Taxes or Liens		
Other Recreational Services	143,650.00	Total	5,445,285.66	Sale for Cash (1992)		
EDUCATION (excluding schools)		EQUALIZED VALUATION BASIS FOR NET DEBT COMPUTATION	726,917,018	Cancelled, Abated or Adjusted (1992)		
Libraries	261,500.00	REAL PROPERTY VALUATIONS		Balance December 31, 1992		4,900.00
Other Educational Services		Code Class # of Parcels % VAL'N ASSESSED VALUATION		CURRENT FINANCES DECEMBER 31, 1992		
STATUTORY EXPENDITURES		1 Vacant Land 123 2.71 13,151,100.00		ASSETS		
Pensions & F. L. C. A.	138,367.00	2 Residential 1833 80.08 389,052,300.00		Cash Dec. 31, 1992		1,323,393.59
Employee Fringe Benefits	257,300.00	3 Farm 5 .11 538,100.00		Taxes Receivable		227,139.98
Other Statutory Expenditures		4a Commercial 48 10.67 51,702,500.00		Tax Title Liens		4,334.99
CETA And Other Public Employment Programs		4b Industrial 13 6.42 31,111,800.00		Foreclosed Property		4,900.00
MUNICIPAL FUNCTIONS TOTAL	4,889,114.24	4c Apartments		Emergencies & Other Deferred Charges		
CAPITAL IMPROVEMENTS *ME 10*	50,000.00	Total	2022 434,555,800.00	State and Federal Aid Receivable		
DEBT SERVICE		Land Area 2.80 Sq. Miles		Other Receivables		113.41
Principal Payments	337,374.78	Net Valuation Taxable-Municipal	485,558,823	Total		1,559,881.97
Interest Payments	248,302.96	Net Valuation Taxable-County	727,330,363	LIABILITIES, RESERVES, AND SURPLUS		
DEFERRED CHARGES	62,746.50	State Equalized Valuation	713,061,509	Cash Liabilities		494,023.96
SCHOOL, COUNTY, SPECIAL DISTRICT TAXES	10,280,929.21	State Equalization Ratio	68.05	Reserves for Receivables		236,488.38
RESERVE FOR UNCOLLECTED TAXES	563,093.71			Surplus Dec. 31, 1992		839,369.63
EXPENDITURES TOTAL	16,381,561.40			Total		1,559,881.97

1301

Population 1980 912
 Population 1990 759
 S & P Rating
 Moody Rating

General Tax Rate Per \$100. 1.43
 State Equalized Tax Rate 1.40

ALLENHURST BOROUGH - MONMOUTH CO.
 Form of Government:
Commission (1911)
 Number of Members on Governing Body - 3

PER CAPITA:
 Gross Debt 1,445.22
 Net Debt 847.27
 Debt Service 340.36
 Total Tax Levy 2,126.00
 Municipal Expenditures 2,628.48

PER CENT:
 Gross Debt .95
 Net Debt .56
 Tax Levy Collected 95.60
 Tax Levy Cancelled, Abated or Adjusted .45

EXPENDITURES		REVENUES-REALIZED		1992 PROPERTY TAX	
GENERAL GOVERNMENT		REVENUES-REALIZED		STATE EQUALIZED TAX RATE ———— .32	
Governing Body & Public Boards		1992 Property Taxes Collected	1,558,942.49	Local District School Taxes	.22 254,126.99
Municipal Clerk		1992 Payments in Lieu of Taxes		Regional & Consolidated Schaal Tax	
Financial Administration	31,725.00	Delinquent Tax & Lien Collections	38,544.81	Schaal Taxes in Municipal Budget	
Assessment of Taxes	3,250.00	Business Personalty Replacement Taxes	11,771.28	County Taxes	.42 * 482,856.59
Collection of Taxes	7,900.00	Taxes from Public Utilities	171,594.00	County Library Taxes	.02 18,568.61
Planning, Hausing & Development	4,700.00	Other Miscellaneous Tax Revenues		Local Municipal Purpose Taxes	.74 856,496.07
Human Resources	4,219.00	State Aid Revenues	24,165.56	Veteran & Senior Citizen Taxes	3,800.00
Elections	1,900.00	Federal Aid Revenues	398.27	Total Taxes for Rate Computation	1.40 1,615,848.26
General Administration (other)	231,500.00	State and Local Fiscal Assistance Act Utilized		Special District Taxes	
JUDICIARY		Sale of Acquired Property		Bank Corp. Taxes	
Municipal Courts	34,377.51	Other Miscellaneous Revenues	823,700.44	Added and Omitted Taxes	1,587.62
PUBLIC SAFETY		Total	2,629,116.85	Total Taxes Levied - ABSTRACT	1,613,635.88
Fire Protection	38,975.00	Prior Years Surplus Appropriated	92,000.00	Total Taxes Billed	1,613,825.00
Police Protection	521,732.47	REVENUES TOTAL	2,721,116.85	1992 TAXES COLLECTED	1,558,942.49
Civil Defense & Disaster Control	1,325.00	Reserve Far Uncollected Taxes	47,221.93	1992 Taxes Cancelled, Abated or Adjusted	7,223.00
Environmental Inspection & Control	5,825.00	CAPITAL OUTLAY TOTAL	260,871.57	Transfer to Tax Title Liens or Foreclosed	
Other Public Safety		Public Enterprises	89,892.56	Balance Outstanding Dec. 31, 1992	47,659.51
PUBLIC WORKS		Recreation—Culture		PRIOR YEARS TAXES OUTSTANDING	
Streets and Drainage	38,900.00	Public Works	148,885.17	Balance January 1, 1992	38,544.81
Sewers and Sewage Processing		Buildings and Grounds	22,093.84	Collected in 1992	38,544.81
Garbage and Trash Disposal	188,850.00	Library and Education		Cancelled, Abated or Adjusted 1992	
Public Buildings and Grounds	21,200.00	Conservation		Transfers to Tax Title Liens or Foreclosed	
Other Public Works	16,347.00	All Other		Balance December 31, 1992	
HEALTH and WELFARE		CAPITAL DEBT AUTHORIZED, DECEMBER 31, 1992		TAX TITLE LIENS OUTSTANDING	
Health Services Except Environmental	7,000.00	ISSUED AND UNISSUED		Balance January 1, 1992	
Welfare—Public Assistance	140.00	School		Transfer From Taxes	
Hospital, Clinics, First Aid		Self-Liquidating	453,843	Redeemed in 1992	
Animal, Insect, & Rodent Control		Other	643,077	Cancelled, Abated or Adjusted (1992)	
Other Welfare Services		Total	1,096,921	Transfers to Foreclosed Property	
RECREATION and CONSERVATION		ISSUED AND OUTSTANDING		Balance December 31, 1992	
Beaches and Boardwalks	231,550.00	School		PROPERTY ACQUIRED BY DEED OR FORECLOSURE	
Parks, Playgrounds, Shade Trees	1,750.00	Self-Liquidating	361,500.00	Balance January 1, 1992	
Land Reclamation & Conservation	2,650.09	Other	576,675.00	Transfers from Taxes or Liens	
Other Recreational Services	10,000.00	Total	938,175.00	Sale for Cash (1992)	
EDUCATION (excluding schools)		EQUALIZED VALUATION BASIS FOR NET DEBT COMPUTATION	115,655,918	Cancelled, Abated or Adjusted (1992)	
Libraries		REAL PROPERTY VALUATIONS		Balance December 31, 1992	
Other Educational Services		Code Class # of Parcels % VAL'N ASSESSED VALUATION		CURRENT FINANCES DECEMBER 31, 1992	
STATUTORY EXPENDITURES		1 Vacant Land 8 .79 883,300.00		ASSETS	
Pensions & F. I. C. A.	121,701.00	2 Residential 295 84.84 95,257,000.00		Cash Dec. 31, 1992	278,228.56
Employee Fringe Benefits	145,989.91	3 Farm 25 10.64 11,945,300.00		Taxes Receivable	47,659.51
Other Statutory Expenditures	2,500.00	4a Commercial 1 2.48 2,788,000.00		Tax Title Liens	
CETA And Other Public Employment Programs		4c Apartments 5 1.25 1,406,300.00		Foreclosed Property	
MUNICIPAL FUNCTIONS		Total 334 112,279,900.00		Emergencies & Other Deferred Charges	22,309.32
CAPITAL IMPROVEMENTS	1,000.00			State and Federal Aid Receivable	
DEBT SERVICE				Other Receivables	6,053.96
Principal Payments	180,854.45			Total	354,251.35
Interest Payments	77,475.74			LIABILITIES, RESERVES, AND SURPLUS	
DEFERRED CHARGES	13,459.09			Cash Liabilities	167,084.89
SCHOOL COUNTY, SPECIAL DISTRICT TAXES	755,552.19			Reserves for Receivables	53,713.47
RESERVE FOR UNCOLLECTED TAXES	47,221.93			Surplus Dec. 31, 1992	133,452.99
EXPENDITURES TOTAL	2,750,569.38			Total	354,251.35

*Includes County Health Service Taxes, County Vocational Schaal Taxes, or County Open Space Tax. See Table 13.

1332

Population 1980 1,962
 Population 1990 1,823
 S & P Rating
 Moody Rating 8AA1

General Tax Rate Per \$100. 3.15
 State Equalized Tax Rate 2.28

ALLENTOWN BOROUGH - MONMOUTH CO.
 Form of Government:
 Borough Council
 Number of Members on Governing Body - 6

PER CAPITA:
 Gross Debt 2,169.55
 Net Debt 373.83
 Debt Service 30.95
 Total Tax Levy 1,115.11
 Municipal Expenditures 701.72

PER CENT:
 Gross Debt 4.62
 Net Debt .80
 Tax Levy Collected 95.04
 Tax Levy Cancelled, Abated or Adjusted .72

EXPENDITURES		REVENUES-REALIZED	1992 PROPERTY TAX		
			STATE EQUALIZED TAX RATE		
GENERAL GOVERNMENT			Local District School Taxes		
Governing Body & Public Boards			Regional & Consolidated School Tax 1.20 1,066,133.00		
Municipal Clerk			School Taxes in Municipal Budget		
Financial Administration 46,458.00		1992 Property Taxes Collected 1,937,527.14	County Taxes .44 * 392,156.94		
Assessment of Taxes 8,519.00		1992 Payments in Lieu of Taxes	County Library Taxes .02 14,843.85		
Collection of Taxes 25,339.00		Delinquent Tax & Lien Collections 84,824.22	Local Municipal Purpose Taxes .63 564,000.00		
Planning, Housing & Development 17,903.00		Business Personalty Replacement Taxes 7,196.44	Veteran & Senior Citizen Taxes 13,250.00		
Human Resources 48,806.00		Taxes from Public Utilities 68,966.00	Total Taxes for Rate Computation 2.29 2,050,383.79		
Elections 1,250.00		Other Miscellaneous Tax Revenues	Special District Taxes		
General Administration (other) 141,900.41		State Aid Revenues 202,981.71	Bank Corp. Taxes		
JUDICIARY		Federal Aid Revenues 23,609.00	Added and Omitted Taxes 1,287.09		
Municipal Courts 44,431.00		State and Local Fiscal Assistance Act Utilized	Total Taxes Levied - ABSTRACT 2,038,420.88		
PUBLIC SAFETY		Sale of Acquired Property	Total Taxes Billed 2,038,598.16		
Fire Protection 41,547.10		Other Miscellaneous Revenues 134,142.17	1992 TAXES COLLECTED 1,937,527.14		
Police Protection 231,732.36		Total 2,509,246.68	1992 Taxes Cancelled, Abated or Adjusted 14,766.33		
Civil Defense & Disaster Control 300.00		Prior Years Surplus Appropriated 222,000.00	Transfer to Tax Title Liens or Foreclosed 5,859.04		
Environmental Inspection & Control 25,390.00		REVENUES TOTAL 2,731,246.68	Balance Outstanding Dec. 31, 1992 80,445.65		
Other Public Safety		Reserve For Uncollected Taxes 179,584.49	PRIOR YEARS TAXES OUTSTANDING		
PUBLIC WORKS		CAPITAL OUTLAY TOTAL 167,410.39	Balance January 1, 1992 83,341.08		
Streets and Drainage 126,008.00		Public Enterprises 167,410.39	Collected in 1992		
Sewers and Sewage Processing		Recreation-Culture	Cancelled, Abated or Adjusted 1992		
Garbage and Trash Disposal 109,500.00		Public Works	Transfers to Tax Title Liens or Foreclosed		
Public Buildings and Grounds 35,734.00		Buildings and Grounds	Balance December 31, 1992		
Other Public Works 5,000.00		Library and Education	TAX TITLE LIENS OUTSTANDING		
HEALTH and WELFARE		Conservation	Balance January 1, 1992 23,857.37		
Health Services Except Environmental 600.00		All Other	Transfer From Taxes 5,859.04		
Welfare-Public Assistance 4,441.00		CAPITAL DEBT AUTHORIZED, DECEMBER 31, 1992	Redeemed in 1992 1,483.14		
Hospital, Clinics, First Aid		ISSUED AND UNISSUED	Cancelled, Abated or Adjusted (1992)		
Animal, Insect, & Rodent Control		GROSS DEBT	Transfers to Foreclosed Property		
Other Welfare Services		School 93,411	Balance December 31, 1992 28,233.27		
RECREATION and CONSERVATION		Self-Liquidating 3,566,562	PROPERTY ACQUIRED BY DEED OR FORECLOSURE		
Beaches and Boardwalks		Other 205,960	Balance January 1, 1992 8,700.00		
Parks, Playgrounds, Shade Trees 2,200.00		Total 3,965,933	Transfers From Taxes or Liens		
Land Reclamation & Conservation 8,284.00		ISSUED AND OUTSTANDING	Sale for Cash (1992)		
Other Recreational Services 5,200.00		School 93,411.60	Cancelled, Abated or Adjusted (1992)		
EDUCATION (excluding schools)		Self-Liquidating 3,165,512.20	Balance December 31, 1992 8,700.00		
Libraries 4,200.00		Other 190,000.00	CURRENT FINANCES DECEMBER 31, 1992		
Other Educational Services		Total 3,449,923.80	ASSETS		
STATUTORY EXPENDITURES		EQUALIZED VALUATION BASIS	Cash Dec. 31, 1992 465,660.65		
Pensions & F. L. C. A. 46,750.00		FOR NET DEBT COMPUTATION 85,771,154	Taxes Receivable 80,445.65		
Employee Fringe Benefits 56,000.00		REAL PROPERTY VALUATIONS	Tax Title Liens 28,233.27		
Other Statutory Expenditures 1,500.00		Code Class # of Parcels % VAL'N ASSESSED VALUATION	Foreclosed Property 3,700.00		
CETA And Other Public Employment Programs		1 Vacant Land 30 2.45 1,531,200.00	Emergencies & Other Deferred Charges 383.35		
MUNICIPAL FUNCTIONS TOTAL 1,040,062.87		2 Residential 537 84.14 52,663,100.00	State and Federal Aid Receivable 86,863.83		
CAPITAL IMPROVEMENTS *MEMO* 5,000.00		3 Farm 5 .03 16,600.00	Other Receivables 70,923.44		
DEBT SERVICE		4a Commercial 37 10.15 6,349,650.00	Total 741,210.19		
Principal Payments 45,000.00		4b Industrial	LIABILITIES, RESERVES, AND SURPLUS		
Interest Payments 11,531.25		4c Apartments 2 3.24 2,027,600.00	Cash Liabilities 259,120.20		
DEFERRED CHARGES 6,520.00		Total 611 62,538,150.00	Reserves for Receivables 188,302.36		
SCHOOL, COUNTY, SPECIAL DISTRICT TAXES 1,473,133.79		Land Area .60 Sq. Miles	Surplus Dec. 31, 1992 293,787.63		
RESERVE FOR UNCOLLECTED TAXES 179,584.49		Net Valuation Taxable-Municipal 64,594,517	Total 741,210.19		
EXPENDITURES TOTAL 2,755,832.40		Net Valuation Taxable-County 89,137,134			
		State Equalized Valuation 82,346,759			
		State Equalization Ratio 72.49			

*Includes County Health Service Taxes, County Vocational School Taxes, or County Open Space Tax. See Table 13.

1731

Population 1980 2,680
 Population 1990 2,795
 S & P Rating
 Moody Rating

General Tax Rate Per \$100. 3.30
 State Equalized Tax Rate 1.79

ALLOWAY TOWNSHIP - SALEM COUNTY

Form of Government:

Township Committee

Number of Members on Governing Body - 3

PER CAPITA:

Gross Debt 794.23
 Net Debt 107.33
 Debt Service 1.06
 Total Tax Levy 872.24
 Municipal Expenditures 345.59

PER CENT:

Gross Debt 1.75
 Net Debt .24
 Tax Levy Collected 88.25
 Tax Levy Cancelled, Abated or Adjusted .16

EXPENDITURES		REVENUES-REALIZED		1992 PROPERTY TAX	
GENERAL GOVERNMENT		REVENUES-REALIZED		STATE EQUALIZED TAX RATE 1.00	
Governing Body & Public Boards		1992 Property Taxes Collected	2,151,526.97	Local District School Taxes	1,347,624.89
Municipal Clerk		1992 Payments in Lieu of Taxes		Regional & Consolidated School Tax	
Financial Administration	24,352.27	Delinquent Tax & Lien Collections	256,910.95	School Taxes in Municipal Budget	
Assessment of Taxes	14,365.00	Business Personality Replacement Taxes	29,017.88	County Taxes	1,066,297.51
Collection of Taxes	15,465.48	Taxes from Public Utilities	227,327.00	County Library Taxes	
Planning, Housing & Development	19,500.00	Other Miscellaneous Tax Revenues		Local Municipal Purpose Taxes	
Human Resources	27,983.72	State Aid Revenues	108,295.98	Veteran & Senior Citizen Taxes	38,150.00
Elections	780.00	Federal Aid Revenues	19,338.72	Total Taxes for Rate Computation	2,452,072.40
General Administration (other)	156,216.37	State and Local Fiscal Assistance Act Utilized		Special District Taxes	
JUDICIARY		Sale of Acquired Property		Bank Corp. Taxes	
Municipal Courts	13,835.00	Other Miscellaneous Revenues	294,961.67	Added and Omitted Taxes	23,980.02
PUBLIC SAFETY		Total	3,087,379.17	Total Taxes Levied - ABSTRACT	2,437,902.42
Fire Protection	19,667.00	Prior Years Surplus Appropriated	171,271.73	Total Taxes Billed	2,437,951.83
Police Protection	6,800.00	REVENUES TOTAL	3,258,650.95	1992 TAXES COLLECTED	2,151,526.97
Civil Defense & Disaster Control	2,235.00	Reserve For Uncollected Taxes	278,740.51	1992 Taxes Cancelled, Abated or Adjusted	3,805.72
Environmental Inspection & Control	19,815.00	CAPITAL OUTLAY TOTAL		Transfer to Tax Title Liens or Foreclosed	11,642.40
Other Public Safety				Balance Outstanding Dec. 31, 1992	270,976.74
PUBLIC WORKS		Public Enterprises		PRIOR YEARS TAXES OUTSTANDING	
Streets and Drainage	105,000.00	Recreation-Culture		Balance January 1, 1992	271,180.44
Sewers and Sewage Processing		Public Works		Collected in 1992	254,554.43
Garbage and Trash Disposal	98,933.10	Buildings and Grounds		Cancelled, Abated or Adjusted 1992	
Public Buildings and Grounds	14,625.00	Library and Education		Transfers to Tax Title Liens or Foreclosed	9,481.40
Other Public Works	7,020.74	Conservation		Balance December 31, 1992	7,144.61
HEALTH and WELFARE		All Other		TAX TITLE LIENS OUTSTANDING	
Health Services Except Environmental	830.00	CAPITAL DEBT AUTHORIZED, DECEMBER 31, 1992		Balance January 1, 1992	25,155.29
Welfare-Public Assistance	4,600.00	ISSUED AND UNISSUED		Transfer From Taxes	23,294.80
Hospital, Clinics, First Aid		SCHOOL	1,920,000	Redeemed in 1992	2,357.53
Animal, Insect, & Rodent Control	6,500.00	Self-Liquidating		Cancelled, Abated or Adjusted (1992)	
Other Welfare Services		Other	300,000	Transfers to Foreclosed Property	
RECREATION and CONSERVATION		Total	2,220,000	Balance December 31, 1992	46,082.56
Beaches and Boardwalks		ISSUED AND OUTSTANDING		PROPERTY ACQUIRED BY DEED OR FORECLOSURE	
Parks, Playgrounds, Shade Trees	2,000.00	School	1,920,000.00	Balance January 1, 1992	79,100.00
Land Reclamation & Conservation	4,346.98	Self-Liquidating		Transfers From Taxes or Liens	
Other Recreational Services	100.00	Other	300,000.00	Sale for Cash (1992)	
EDUCATION (excluding schools)		Total	2,220,000.00	Cancelled, Abated or Adjusted (1992)	
Libraries		EQUALIZED VALUATION BASIS FOR NET DEBT COMPUTATION	126,726,058	Balance December 31, 1992	79,100.00
Other Educational Services	50.00	REAL PROPERTY VALUATIONS		CURRENT FINANCES DECEMBER 31, 1992	
STATUTORY EXPENDITURES		Code Class # of Parcels % VAL'N		ASSETS	
Pensions & F. I. C. A.	67,165.00	1 Vacant Land 552 6.70	4,869,700.00	Cash Dec. 31, 1992	555,353.89
Employee Fringe Benefits	16,000.00	2 Residential 875 71.36	51,865,300.00	Taxes Receivable	273,121.35
Other Statutory Expenditures		3 Farm 534 18.97	13,715,900.00	Tax Title Liens	46,082.56
CETA And Other Public Employment Programs		4a Commercial 27 3.07	2,234,300.00	Foreclosed Property	79,100.00
MUNICIPAL FUNCTIONS TOTAL	652,245.66	4b Industrial		Emergencies & Other Deferred Charges	8,225.24
CAPITAL IMPROVEMENTS *MEMO*	55,000.00	4c Apartments		State and Federal Aid Receivable	
DEBT SERVICE		Total	1988	Other Receivables	1,192.89
Principal Payments		Land Area 34.35 Sq. Miles		Total	973,075.92
Interest Payments	2,959.47	Net Valuation Taxable-Municipal	73,150,661	LIABILITIES, RESERVES, AND SURPLUS	
DEFERRED CHARGES	31,973.77	Net Valuation Taxable-County	136,277,368	Cash Liabilities	256,321.86
SCHOOL, COUNTY, SPECIAL DISTRICT TAXES	2,413,922.40	State Equalized Valuation	134,349,102	Reserves for Receivables	404,496.80
RESERVE FOR UNCOLLECTED TAXES	278,740.51	State Equalization Ratio	56.29	Surplus Dec. 31, 1992	317,257.26
EXPENDITURES TOTAL	3,373,840.81			Total	973,075.92

2122

Population 1980 2,644
 Population 1990 2,530
 S & P Rating
 Moody Rating BAA

General Tax Rate Per \$100. 2.24
 State Equalized Tax Rate 2.31

ALPHA BOROUGH - WARREN COUNTY

Form of Government:

Borough Council

Number of Members on Governing Body - 6

PER CAPITA:

Gross Debt 805.73
 Net Debt 736.75
 Debt Service 46.64
 Total Tax Levy 1,044.01
 Municipal Expenditures 497.59

PER CENT:

Gross Debt 1.78
 Net Debt 1.63
 Tax Levy Collected 91.53
 Tax Levy Cancelled, Abated or Adjusted .40

EXPENDITURES		REVENUES-REALIZED			1992 PROPERTY TAX	
GENERAL GOVERNMENT					STATE EQUALIZED TAX RATE	
Governing Body & Public Boards		1992 Property Taxes Collected	2,422,908.02		Local District School Taxes	1.75 1,322,927.00
Municipal Clerk		1992 Payments in Lieu of Taxes			Regional & Consolidated School Tax	
Financial Administration	25,072.76	Delinquent Tax & Lien Collections	109,471.97		School Taxes in Municipal Budget	
Assessment of Taxes	75,500.00	Business Personalty Replacement Taxes	32,495.36		County Taxes	.70 806,738.17
Collection of Taxes	11,593.00	Taxes from Public Utilities	125,686.68		County Library Taxes	
Planning, Housing & Development	12,593.00	Other Miscellaneous Tax Revenues			Local Municipal Purpose Taxes	.44 508,812.00
Human Resources	8,798.00	State Aid Revenues	124,555.00		Veteran & Senior Citizen Taxes	
Elections	1,320.00	Federal Aid Revenues			Total Taxes for Rate Computation	2.29 2,689,727.17
General Administration (other)	76,309.65	State and Local Fiscal Assistance Act Utilized			Special District Taxes	
JUDICIARY		Sole of Acquired Property			Bank Corp. Taxes	
Municipal Courts	10,490.00	Other Miscellaneous Revenues	123,943.67		Added and Omitted Taxes	2,861.99
PUBLIC SAFETY		Total	2,939,060.79		Total Taxes Levied - ABSTRACT	2,641,339.15
Fire Protection	34,917.00	Prior Years Surplus Appropriated	278,008.00		Total Taxes Billed	2,647,202.96
Police Protection	161,000.00	REVENUES TOTAL	3,217,068.70		1992 TAXES COLLECTED	2,422,908.02
Civil Defense & Disaster Control	1,700.00	Reserve For Uncollected Taxes	263,423.00		1992 Taxes Cancelled, Abated or Adjusted	10,644.25
Environmental Inspection & Control	11,538.00	CAPITAL OUTLAY TOTAL			Transfer to Tax Title Liens or Foreclosed	22,328.32
Other Public Safety		404,244.93			Balance Outstanding Dec. 31, 1992	191,322.37
PUBLIC WORKS		Public Enterprises	43,707.74		PRIOR YEARS TAXES OUTSTANDING	
Streets and Drainage	93,200.00	Recreation-Culture			Balance January 1, 1992	169,787.29
Sewers and Sewage Processing		Public Works	326,070.79		Collected in 1992	105,634.80
Gorbage and Trash Disposal	140,122.00	Buildings and Grounds	34,465.40		Cancelled, Abated or Adjusted 1992	11.59
Public Buildings and Grounds	23,650.00	Library and Education			Transfers to Tax Title Liens or Foreclosed	4,587.03
Other Public Works		Conservation			Balance December 31, 1992	59,553.87
HEALTH and WELFARE		All Other			TAX TITLE LIENS OUTSTANDING	
Health Services Except Environmental	400.00	CAPITAL DEBT AUTHORIZED, DECEMBER 31, 1992			Balance January 1, 1992	57,833.20
Welfare-Public Assistance	1,200.00	ISSUED AND UNISSUED	GROSS DEBT	NET DEBT	Transfer From Taxes	31,103.17
Hospital, Clinics, First Aid		School			Redeemed in 1992	3,837.17
Animal, Insect, & Rodent Control	2,800.00	Self-Liquidating	1,007,162	832,637	Cancelled, Abated or Adjusted (1992)	
Other Welfare Services		Other	1,031,332	1,031,332	Transfers to Foreclosed Property	
RECREATION and CONSERVATION		Total	2,038,494	1,863,969	Balance December 31, 1992	85,104.20
Beaches and Boardwalks		ISSUED AND OUTSTANDING			PROPERTY ACQUIRED BY DEED OR FORECLOSURE	
Parks, Playgrounds, Shade Trees		School			Balance January 1, 1992	28,092.50
Land Reclamation & Conservation	3,613.00	Self-Liquidating	608,986.79		Transfers From Taxes or Liens	
Other Recreational Services		Other	1,020,000.00		Sale for Cash (1992)	
EDUCATION (excluding schools)		Total	1,628,986.79		Cancelled, Abated or Adjusted (1992)	
Libraries	39,574.00	EQUALIZED VALUATION BASIS FOR NET DEBT COMPUTATION			Balance December 31, 1992	28,092.50
Other Educational Services		REAL PROPERTY VALUATIONS			CURRENT FINANCES DECEMBER 31, 1992 ASSETS	
STATUTORY EXPENDITURES		Code	Class	# of Parcels	% VAL'N	ASSESSED VALUATION
Pensions & F. L. C. A.	41,900.00	1	Vacant Land	81	2.96	3,481,700.00
Employee Fringe Benefits	45,342.59	2	Residential	759	72.10	84,893,400.00
Other Statutory Expenditures	1,500.00	3	Form	22	.82	967,100.00
CETA And Other Public Employment Programs		4a	Commercial	49	10.45	12,305,088.00
MUNICIPAL FUNCTIONS TOTAL		4b	Industrial	14	9.59	11,287,800.00
TOTAL	824,183.00	4c	Apartments	8	4.08	6,801,700.00
CAPITAL IMPROVEMENTS *MEMO*		Total	933			117,736,788.00
DEBT SERVICE		Land Area 1.70 Sq. Miles			LIABILITIES, RESERVES, AND SURPLUS	
Principal Payments	40,000.00	Net Valuation Taxable-Municipal			Cash Liabilities	382,727.81
Interest Payments	78,000.00	Net Valuation Taxable-County			Reserves for Receivables	375,438.40
DEFERRED CHARGES		State Equalized Valuation			Surplus Dec. 31, 1992	543,814.80
SCHOOL, COUNTY, SPECIAL DISTRICT TAXES	2,129,665.17	State Equalization Ratio			Total	1,301,981.01
RESERVE FOR UNCOLLECTED TAXES	263,423.00					
EXPENDITURES TOTAL	3,388,571.17					

0232
 Population 1980 1,549
 Population 1990 1,716
 S & P Rating AA+
 Moody Rating AA1

General Tax Rate Per \$100 .73
 State Equalized Tax Rate .78

ALPINE BOROUGH - BERGEN COUNTY
 Form of Government:
Borough Council
 Number of Members on Governing Body - 6

PER CAPITA:
 Gross Debt 1,561.19
 Net Debt 1,561.19
 Debt Service 194.59
 Total Tax Levy 3,338.20
 Municipal Expenditures 1,539.47

PER CENT:
 Gross Debt .37
 Net Debt .37
 Tax Levy Collected 94.62
 Tax Levy Cancelled, Abated or Adjusted 1.05

EXPENDITURES		REVENUES-REALIZED		1992 PROPERTY TAX	
GENERAL GOVERNMENT				STATE EQUALIZED TAX RATE	
Governing Body & Public Boards	25,250.00	1992 Property Taxes Collected	5,425,566.00	Local District School Taxes	.34 2,461,230.00
Municipal Clerk		1992 Payments in Lieu of Taxes	44,100.00	Regional & Consolidated School Tax	
Financial Administration	42,533.00	Delinquent Tax & Lien Collections	179,457.00	School Taxes in Municipal Budget	
Assessment of Taxes	39,743.00	Business Personalty Replacement Taxes	14,812.00	County Taxes	.26 1,859,156.69
Collection of Taxes	15,551.00	Taxes from Public Utilities	369,798.00	County Library Taxes	
Planning, Housing & Development	13,685.00	Other Miscellaneous Tax Revenues		Local Municipal Purpose Taxes	.19 1,344,103.00
Human Resources	56,991.00	State Aid Revenues	83,877.00	Veteran & Senior Citizen Taxes	5,100.00
Elections	1,170.00	Federal Aid Revenues		Total Taxes for Rate Computation	.79 5,669,539.69
General Administration (other)	194,210.00	State and Local Fiscal Assistance Act Utilized		Special District Taxes	
JUDICIARY		Sale of Acquired Property		Bank Corp. Taxes	
Municipal Courts	32,203.00	Other Miscellaneous Revenues	284,194.00	Added and Omitted Taxes	63,870.00
PUBLIC SAFETY		Total	6,401,804.00	Total Taxes Levied - ABSTRACT	5,728,359.69
Fire Protection	65,921.00	Prior Years Surplus Appropriated	350,000.00	Total Taxes Billed	5,734,049.00
Police Protection	819,695.00	REVENUES TOTAL	6,751,804.00	1992 TAXES COLLECTED	5,425,566.00
Civil Defense & Disaster Control	1,500.00	Reserve For Uncollected Taxes	338,353.00	1992 Taxes Cancelled, Abated or Adjusted	59,980.00
Environmental Inspection & Control	37,494.00	CAPITAL OUTLAY TOTAL	165,707.00	Transfer to Tax Title Liens or Foreclosed	
Other Public Safety		Public Enterprises		Balance Outstanding Dec. 31, 1992	248,503.00
PUBLIC WORKS		Recreation-Culture		PRIOR YEARS TAXES OUTSTANDING	
Streets and Drainage	144,263.00	Public Works	68,753.00	Balance January 1, 1992	195,411.00
Sewers and Sewage Processing		Buildings and Grounds	96,954.00	Collected in 1992	179,457.00
Garbage and Trash Disposal		Library and Education		Cancelled, Abated or Adjusted 1992	
Public Buildings and Grounds	21,055.00	Conservation		Transfers to Tax Title Liens or Foreclosed	
Other Public Works	36,000.00	All Other		Balance December 31, 1992	15,954.00
HEALTH and WELFARE		CAPITAL DEBT AUTHORIZED, DECEMBER 31, 1992		TAX TITLE LIENS OUTSTANDING	
Health Services Except Environmental	23,525.00	ISSUED AND UNISSUED		Balance January 1, 1992	
Welfare-Public Assistance	337.00	School		Transfer From Taxes	
Hospital, Clinics, First Aid		Self-Liquidating		Redeemed in 1992	
Animal, Insect, & Rodent Control	3,500.00	Other	2,679,007	Cancelled, Abated or Adjusted (1992)	
Other Welfare Services		Total	2,679,007	Transfers to Foreclosed Property	
RECREATION and CONSERVATION		ISSUED AND OUTSTANDING		Balance December 31, 1992	
Beaches and Boardwalks		School		PROPERTY ACQUIRED BY DEED OR	
Parks, Playgrounds, Shade Trees	1,200.00	Self-Liquidating		FORECLOSURE	
Land Reclamation & Conservation	23,704.00	Other		Balance January 1, 1992	
Other Recreational Services	3,000.00	Total	2,510,000.00	Transfers From Taxes or Liens	
EDUCATION (excluding schools)		EQUALIZED VALUATION BASIS		Sale for Cash (1992)	
Libraries		FOR NET DEBT COMPUTATION		Cancelled, Abated or Adjusted (1992)	
Other Educational Services	500.00	REAL PROPERTY VALUATIONS		Balance December 31, 1992	
STATUTORY EXPENDITURES		Code Class # of Parcels % VAL'N ASSESSED VALUATION		CURRENT FINANCES DECEMBER 31, 1992	
Pensions & F. L. C. A.	133,301.00	1 Vacant Land 115 11.00 85,352,000.00		ASSETS	
Employee Fringe Benefits	176,685.00	2 Residential 584 83.45 647,628,100.00		Cash Dec. 31, 1992	1,461,251.00
Other Statutory Expenditures		3 Farm 19 5.55 43,092,800.00		Taxes Receivable	264,457.00
CETA And Other Public Employment Programs		4a Commercial 19 5.55 43,092,800.00		Tax Title Liens	
MUNICIPAL FUNCTIONS TOTAL	1,912,016.00	4b Industrial		Foreclosed Property	
CAPITAL IMPROVEMENTS *ME40*	10,000.00	4c Apartments		Emergencies & Other Deferred Charges	66,000.00
DEBT SERVICE		Total	713 776,072,900.00	State and Federal Aid Receivable	553.00
Principal Payments	165,000.00	Land Area 6.20 Sq. Miles		Other Receivables	16,294.00
Interest Payments	168,925.00	Net Valuation Taxable-Municipal	776,736,817	Total	1,808,555.00
DEFERRED CHARGES	57,440.00	Net Valuation Taxable-County	723,214,050	LIABILITIES, RESERVES, AND SURPLUS	
SCHOOL, COUNTY, SPECIAL DISTRICT TAXES	4,320,386.69	State Equalized Valuation	724,680,057	Cash Liabilities	879,427.00
RESERVE FOR UNCOLLECTED TAXES	338,353.00	State Equalization Ratio	107.19	Reserves for Receivables	280,751.00
EXPENDITURES TOTAL	6,962,120.69			Surplus Dec. 31, 1992	648,377.00

1991

Population 1980 892
 Population 1990 700
 S & P Rating
 Moody Rating

General Tax Rate Per \$100. 1.92
 State Equalized Tax Rate 2.03

ANDOVER BOROUGH - SUSSEX COUNTY

Form of Government:

Borough Council

Number of Members on Governing Body - 6

PER CAPITA:

Gross Debt 15.75
 Net Debt 15.75
 Debt Service
 Total Tax Levy 1,179.63
 Municipal Expenditures 604.90

PER CENT:

Gross Debt .03
 Net Debt .03
 Tax Levy Collected 91.30
 Tax Levy Cancelled, Abated or Adjusted .39

EXPENDITURES		REVENUES-REALIZED		1992 PROPERTY TAX	
GENERAL GOVERNMENT				STATE EQUALIZED TAX RATE	
Governing Body & Public Boards	12,600.00	1992 Property Taxes Collected	754,787.54	Local District Schaal Taxes	
Municipal Clerk	17,500.00	1992 Payments in Lieu of Taxes		Regional & Consolidated School Tax	1.32
Financial Administration	10,950.00	Delinquent Tax & Lien Collections	51,978.48	School Taxes in Municipal Budget	
Assessment of Taxes	18,470.00	Business Personalty Replacement Taxes	12,634.40	County Taxes	.42 *
Collection of Taxes	10,425.00	Taxes from Public Utilities	112,147.00	County Library Taxes	.03
Planning, Housing & Development	21,620.00	Other Miscellaneous Tax Revenues		Local Municipal Purpose Taxes	.27
Human Resources		State Aid Revenues	37,683.64	Veteran & Senior Citizen Taxes	
Elections		Federal Aid Revenues		Total Taxes for Rate Computation	2.04
General Administration (other)	44,450.00	State and Local Fiscal Assistance Act Utilized		Special District Taxes	
JUDICIARY		Sale of Acquired Property		Bank Corp. Taxes	
Municipal Courts	23,410.00	Other Miscellaneous Revenues	44,993.58	Added and Omitted Taxes	
PUBLIC SAFETY				Total Taxes Levied - ABSTRACT	325,742.43
Fire Protection	43,522.00	Prior Years Surplus Appropriated	102,000.00	Total Taxes Billed	825,912.09
Police Protection	11,900.00	REVENUES TOTAL	1,116,224.64	1992 TAXES COLLECTED	754,787.54
Civil Defense & Disaster Control	910.00	Reserve For Uncollected Taxes	73,954.00	1992 Taxes Cancelled, Abated or Adjusted	3,212.56
Environmental Inspection & Control	15,515.00			Transfer to Tax Title Liens or Foreclosed	
Other Public Safety		CAPITAL OUTLAY TOTAL	151,246.18	Balance Outstanding Dec. 31, 1992	67,911.99
PUBLIC WORKS				PRIOR YEARS TAXES OUTSTANDING	
Streets and Drainage	46,500.00	Public Enterprises		Balance January 1, 1992	61,439.30
Sewers and Sewage Processing		Recreation-Culture		Collected in 1992	41,439.57
Garbage and Trash Disposal	16,219.00	Public Works		Cancelled, Abated or Adjusted 1992	
Public Buildings and Grounds	13,520.00	Buildings and Grounds	151,246.18	Transfers to Tax Title Liens or Foreclosed	19,999.73
Other Public Works		Library and Education		Balance December 31, 1992	
HEALTH and WELFARE		Conservation		TAX TITLE LIENS OUTSTANDING	
Health Services Except Environmental	4,725.00	All Other		Balance January 1, 1992	
Welfare-Public Assistance	666.00			Transfer From Taxes	19,999.73
Hospital, Clinics, First Aid	500.00	CAPITAL DEBT AUTHORIZED, DECEMBER 31, 1992		Redeemed in 1992	10,538.91
Animal, Insect, & Rodent Control	3,175.00	ISSUED AND UNISSUED		Cancelled, Abated or Adjusted (1992)	
Other Welfare Services		School		Transfers to Foreclosed Property	
RECREATION and CONSERVATION		Self-Liquidating		Balance December 31, 1992	9,460.32
Beaches and Boardwalks		Other	11,025	PROPERTY ACQUIRED BY DEED OR FORECLOSURE	
Parks, Playgrounds, Shade Trees	10,600.00	Total	11,025	Balance January 1, 1992	
Land Reclamation & Conservation	4,500.00			Transfers From Taxes or Liens	
Other Recreational Services	2,500.00	ISSUED AND OUTSTANDING		Sale for Cash (1992)	
EDUCATION (excluding schools)		School		Cancelled, Abated or Adjusted (1992)	
Libraries		Self-Liquidating		Balance December 31, 1992	
Other Educational Services		Other		CURRENT FINANCES DECEMBER 31, 1992	
STATUTORY EXPENDITURES		Total		ASSETS	
Pensions & F. L. C. A.	11,000.00	EQUALIZED VALUATION BASIS FOR NET DEBT COMPUTATION	41,661,464	Cash Dec. 31, 1992	410,156.14
Employee Fringe Benefits		REAL PROPERTY VALUATIONS		Taxes Receivable	67,911.99
Other Statutory Expenditures	600.00	Code Class # of Parcels % VAL'N ASSESSED VALUATION		Tax Title Liens	9,460.32
CETA And Other Public Employment Programs		1 Vacant Land 57 4.19 1,780,500.00		Foreclosed Property	
MUNICIPAL FUNCTIONS TOTAL	345,777.00	2 Residential 187 63.52 26,961,000.00		Emergencies & Other Deferred Charges	2,700.00
CAPITAL IMPROVEMENTS *MEMO*	12,000.00	3 Farm 23 3.10 1,316,500.00		State and Federal Aid Receivable	
DEBT SERVICE		4a Commercial 45 26.51 11,253,200.00		Other Receivables	1,931.70
Principal Payments		4b Industrial 1 .35 150,200.00		Total	492,160.65
Interest Payments		4c Apartments 2 2.31 982,000.00		LIABILITIES, RESERVES, AND SURPLUS	
		Total 315 42,443,400.00		Cash Liabilities	223,105.55
DEFERRED CHARGES	2,700.00	Land Area 1.40 Sq. Miles		Reserves for Receivables	79,304.51
SCHOOL, COUNTY, SPECIAL DISTRICT TAXES	715,776.43	Net Valuation Taxable-Municipal	43,003,234	Surplus Dec. 31, 1992	189,750.59
RESERVE FOR UNCOLLECTED TAXES	73,954.00	Net Valuation Taxable-County	42,673,703	Total	492,160.65
EXPENDITURES TOTAL	1,139,207.43	State Equalized Valuation	40,649,945		
		State Equalization Ratio	105.37		

*Includes County Health Service Taxes, County Vocational Schaal Taxes, or County Open Space Tax. See Table 13.

1992

Population 1980 **4,506**
 Population 1990 **5,438**
 S & P Rating
 Moody Rating **A**

General Tax Rate Per \$100. **4.70**
 State Equalized Tax Rate **2.40**

ANDOVER TOWNSHIP - SUSSEX COUNTY

Form of Government:
 Township Committee

Number of Members on Governing Body - 5

PER CAPITA:

Gross Debt **362.71**
 Net Debt **362.71**
 Debt Service **47.29**
 Total Tax Levy **1,461.91**
 Municipal Expenditures **605.87**

PER CENT:

Gross Debt **.57**
 Net Debt **.57**
 Tax Levy Collected **93.65**
 Tax Levy Cancelled, Abated or Adjusted **1.33**

EXPENDITURES		REVENUES-REALIZED		1992 PROPERTY TAX	
GENERAL GOVERNMENT				STATE EQUALIZED TAX RATE	
Governing Body & Public Boards				Local District Schaal Taxes	
Municipal Clerk				Regional & Consolidated Schaal Tax 1.34	
Financial Administration 106,152.61		1992 Property Taxes Collected 7,457,220.86		Schaal Taxes in Municipal Budget	
Assessment of Taxes 133,689.00		1992 Payments in Lieu of Taxes		County Taxes .45 *	
Collection of Taxes 33,312.07		Delinquent Tax & Lien Collections 373,567.41		County Library Taxes .03	
Planning, Housing & Development 53,073.00		Business Personalty Replacement Taxes 62,434.28		Local Municipal Purpose Taxes .56	
Human Resources 41,089.00		Taxes from Public Utilities 258,942.23		Veteran & Senior Citizen Taxes 28,650.00	
Elections		Other Miscellaneous Tax Revenues		Total Taxes for Rate Computation 2.38	
General Administration (other) 310,679.35		State Aid Revenues 259,637.41		Special District Taxes	
JUDICIARY		Federal Aid Revenues		Bank Corp. Taxes	
Municipal Courts 29,554.07		State and Local Fiscal Assistance Act Utilized		Added and Omitted Taxes 43,070.91	
PUBLIC SAFETY		Sale of Acquired Property		Total Taxes Levied - ABSTRACT 7,949,893.66	
Fire Protection 28,743.00		Other Miscellaneous Revenues 441,895.28		Total Taxes Billed 7,962,982.63	
Police Protection 486,348.88		Total 8,353,697.47		1992 TAXES COLLECTED 7,457,220.86	
Civil Defense & Disaster Control 1,000.00		Prior Years Surplus Appropriated 443,220.00		1992 Taxes Cancelled, Abated or Adjusted 105,871.92	
Environmental Inspection & Control 26,195.00		REVENUES TOTAL 9,296,917.47		Transfer to Tax Title Liens or Foreclosed 7,120.50	
Other Public Safety		Reserve For Uncollected Taxes 565,000.00		Balance Outstanding Dec. 31, 1992 392,769.35	
PUBLIC WORKS		CAPITAL OUTLAY TOTAL 427,847.72		PRIOR YEARS TAXES OUTSTANDING	
Streets and Drainage 418,792.71		Public Enterprises		Balance January 1, 1992 377,208.44	
Sewers and Sewage Processing		Recreation-Culture		Collected in 1992 372,420.59	
Garbage and Trash Disposal 429,564.00		Public Works 421,125.97		Cancelled, Abated or Adjusted 1992 .11	
Public Buildings and Grounds 59,956.71		Buildings and Grounds 6,721.75		Transfers to Tax Title Liens or Foreclosed 63.58	
Other Public Works		Library and Education		Balance December 31, 1992 4,724.16	
HEALTH and WELFARE		Conservation		TAX TITLE LIENS OUTSTANDING	
Health Services Except Environmental 5,769.00		All Other		Balance January 1, 1992 18,259.74	
Welfare-Public Assistance 7,980.00		CAPITAL DEBT AUTHORIZED, DECEMBER 31, 1992		Transfer From Taxes 7,234.45	
Hospital, Clinics, First Aid		ISSUED AND UNISSUED		Redeemed in 1992 1,146.82	
Animal, Insect, & Rodent Control		Schaal		Cancelled, Abated or Adjusted (1992)	
Other Welfare Services		Self-Liquidating		Transfers to Foreclosed Property	
RECREATION and CONSERVATION		Other		Balance December 31, 1992 24,347.37	
Beaches and Boardwalks		Total 1,972,400		PROPERTY ACQUIRED BY DEED OR FORECLOSURE	
Parks, Playgrounds, Shade Trees		GROSS DEBT		Balance January 1, 1992 7,600.00	
Land Reclamation & Conservation 43,180.00		NET DEBT		Transfers From Taxes or Liens	
Other Recreational Services 2,000.00		Total 1,972,400.00		Sale for Cash (1992)	
EDUCATION (excluding schools)		ISSUED AND OUTSTANDING		Cancelled, Abated or Adjusted (1992)	
Libraries		School		Balance December 31, 1992 7,600.00	
Other Educational Services		Self-Liquidating		CURRENT FINANCES DECEMBER 31, 1992	
STATUTORY EXPENDITURES		Other		ASSETS	
Pensions & F. L. C. A. 77,689.90		Total 1,972,400.00		Cash Dec. 31, 1992 1,235,897.21	
Employee Fringe Benefits 152,368.70		EQUALIZED VALUATION BASIS FOR NET DEBT COMPUTATION 347,558.341		Taxes Receivable 397,493.51	
Other Statutory Expenditures 100.00		REAL PROPERTY VALUATIONS		Tax Title Liens 24,347.37	
CETA And Other Public Employment Programs		Code Class # of Parcels % VAL'N ASSESSED VALUATION		Foreclosed Property 7,600.00	
MUNICIPAL FUNCTIONS TOTAL 2,464,556.00		1 Vacant Land 369 4.38 7,351,000.00		Emergencies & Other Deferred Charges 137,000.00	
CAPITAL IMPROVEMENTS *ME 40* 50,000.00		2 Residential 1581 74.80 125,623,040.00		State and Federal Aid Receivable 5,697.70	
DEBT SERVICE		3 Farm 232 4.78 8,038,500.00		Other Receivables 3,750.00	
Principal Payments 135,000.00		4a Commercial 95 13.92 23,382,900.00		Total 1,811,785.79	
Interest Payments 122,151.00		4b Industrial 11 1.30 2,177,000.00		LIABILITIES, RESERVES, AND SURPLUS	
DEFERRED CHARGES 8,000.00		4c Apartments 10 .82 1,369,600.00		Cash Liabilities 431,766.14	
SCHOOL, COUNTY, SPECIAL DISTRICT TAXES 6,050,269.75		Total 2298		Reserves for Receivables 433,190.39	
RESERVE FOR UNCOLLECTED TAXES 565,000.00		Land Area 21.20 Sq. Miles		Surplus Dec. 31, 1992 946,928.77	
EXPENDITURES TOTAL 9,344,976.75		Net Valuation Taxable-Municipal 163,508,760		Total 1,811,785.79	
		Net Valuation Taxable-County 350,169,425			
		State Equalized Valuation 329,994,325			
		State Equalization Ratio 50.98			

1333
 Population 1980 17,015
 Population 1990 16,799
 S & P Rating
 Moody Rating A

General Tax Rate Per \$100. 3.61
 State Equalized Tax Rate 3.59

ASBURY PARK CITY - MONMOUTH CO.

Form of Government:

Council-Manager (1923)

Number of Members on Governing Body - 5

PER CAPITA:
 Gross Debt 983.01 PER CENT:
 Net Debt 129.31 Gross Debt 3.93
 Debt Service 39.99 Net Debt .52
 Total Tax Levy 882.09 Tax Levy Collected 73.23
 Municipal Expenditures 1,061.92 Tax Levy Cancelled, Abated or Adjusted

EXPENDITURES		REVENUES-REALIZED		1992 PROPERTY TAX	
GENERAL GOVERNMENT				STATE EQUALIZED TAX RATE	
Governing Body & Public Boards	65,539.00	1992 Property Taxes Collected	11,593,949.52	Local District School Taxes	1.42
Municipal Clerk	106,270.00	1992 Payments in Lieu of Taxes	319,431.18	Regional & Consolidated School Tax	
Financial Administration	305,242.00	Delinquent Tax & Lien Collections	1,264,120.93	School Taxes in Municipal Budget	.01
Assessment of Taxes	122,375.00	Business Personalty Replacement Taxes	466,926.00	County Taxes	.45 *
Collection of Taxes	145,400.00	Taxes from Public Utilities	929,832.00	County Library Taxes	
Planning, Housing & Development	18,800.00	Other Miscellaneous Tax Revenues		Local Municipal Purpose Taxes	1.71
Human Resources	968,433.00	State Aid Revenues	6,251,843.98	Veteran & Senior Citizen Taxes	
Elections	3,000.00	Federal Aid Revenues		Total Taxes for Rate Computation	3.59
General Administration (other)	1,625,040.00	State and Local Fiscal Assistance Act Utilized		Special District Taxes	
JUDICIARY		Sale of Acquired Property		Bank Corp. Taxes	
Municipal Courts	201,445.00	Other Miscellaneous Revenues	1,257,427.46	Added and Omitted Taxes	
PUBLIC SAFETY		Total	22,083,530.97	Total Taxes Levied - ABSTRACT	207,119.97
Fire Protection	2,481,160.00	Prior Years Surplus Appropriated	616,000.00	Total Taxes Billed	14,813,291.68
Police Protection	2,956,622.00	REVENUES TOTAL	22,697,530.97	1992 TAXES COLLECTED	11,593,949.52
Civil Defense & Disaster Control	7,000.00	Reserve For Uncollected Taxes	2,086,840.91	1992 Taxes Cancelled, Abated or Adjusted	
Environmental Inspection & Control	115,897.00	CAPITAL OUTLAY TOTAL		Transfer to Tax Title Liens or Foreclosed	
Other Public Safety				Balance Outstanding Dec. 31, 1992	3,225,679.18
PUBLIC WORKS		Public Enterprises		PRIOR YEARS TAXES OUTSTANDING	
Streets and Drainage	506,400.00	Recreation-Culture		Balance January 1, 1992	
Sewers and Sewage Processing	1,375,000.00	Public Works		Collected in 1992	
Garbage and Trash Disposal		Buildings and Grounds		Cancelled, Abated or Adjusted 1992	
Public Buildings and Grounds	153,250.00	Library and Education		Transfers to Tax Title Liens or Foreclosed	
Other Public Works	1,058,742.00	Conservation		Balance December 31, 1992	
HEALTH and WELFARE		All Other		TAX TITLE LIENS OUTSTANDING	
Health Services Except Environmental	70,300.00			Balance January 1, 1992	
Welfare-Public Assistance	95,997.00	CAPITAL DEBT AUTHORIZED, DECEMBER 31, 1992		Transfer From Taxes	
Hospital, Clinics, First Aid		ISSUED AND UNISSUED		Redeemed in 1992	
Animal, Insect, & Rodent Control		SCHOOL		Cancelled, Abated or Adjusted (1992)	
Other Welfare Services		GROSS DEBT		Transfers to Foreclosed Property	
RECREATION and CONSERVATION		NET DEBT		Balance December 31, 1992	
Beaches and Boardwalks	40,000.00	School		1,545,171.01	
Parks, Playgrounds, Shade Trees	5,000.00	Self-Liquidating		PROPERTY ACQUIRED BY DEED OR FORECLOSURE	
Land Reclamation & Conservation	254,556.00	Other		Balance January 1, 1992	
Other Recreational Services	20,000.00	Total		602,500.00	
EDUCATION (excluding schools)		ISSUED AND OUTSTANDING		Transfers From Taxes or Liens	
Libraries	228,500.00	School		Sale for Cash (1992)	
Other Educational Services		Self-Liquidating		Cancelled, Abated or Adjusted (1992)	
STATUTORY EXPENDITURES		Other		Balance December 31, 1992	
Pensions & F. L. C. A.	760,822.16	Total		602,500.00	
Employee Fringe Benefits	1,145,000.00	EQUALIZED VALUATION BASIS FOR NET DEBT COMPUTATION		CURRENT FINANCES DECEMBER 31, 1992	
Other Statutory Expenditures		REAL PROPERTY VALUATIONS		ASSETS	
CETA And Other Public Employment Programs		Code Class # of Parcels % VAL'N		Cash Dec. 31, 1992	
MUNICIPAL FUNCTIONS TOTAL		1 Vacant Land 264 1.24		858,918.24	
CAPITAL IMPROVEMENTS *MEMO*		2 Residential 2659 55.01		Taxes Receivable	
DEBT SERVICE		3 Farm		3,926,123.80	
Principal Payments	348,000.00	4a Commercial 435 24.79		Tax Title Liens	
Interest Payments	305,993.00	4b Industrial 7 .40		1,545,171.01	
TYPE I SCHL DEBT *MEMO	204,788.00	4c Apartments 163 18.55		Foreclosed Property	
DEFERRED CHARGES	260,541.37	Total 3543		602,500.00	
SCHOOL, COUNTY, SPECIAL DISTRICT TAXES	7,638,596.65	Land Area 1.50 Sq. Miles		Emergencies & Other Deferred Charges	
RESERVE FOR UNCOLLECTED TAXES	2,086,840.81	Net Valuation Taxable-Municipal		406,938.31	
EXPENDITURES TOTAL	25,477,351.99	Net Valuation Taxable-County		State and Federal Aid Receivable	
		State Equalized Valuation		466,185.01	
		State Equalization Ratio		Other Receivables	
				73,453.09	
				Total	
				7,879,239.46	
				LIABILITIES, RESERVES, AND SURPLUS	
				Cash Liabilities	
				1,709,833.95	
				Reserves for Receivables	
				6,147,247.90	
				Surplus Dec. 31, 1992	
				22,207.61	
				Total	
				7,879,239.46	

0102
 Population 1980 40,199
 Population 1990 37,986
 S & P Rating A-
 Moody Rating AAA

General Tax Rate Per \$100. 2.48
 State Equalized Tax Rate 2.35

ATLANTIC CITY CITY - ATLANTIC COUNTY
 Form of Government:
 Mayor-Council Plan D (OMCL 50)
 Number of Members on Governing Body - 5

PER CAPITA:
 Gross Debt 6,624.26
 Net Debt 1,823.50
 Debt Service 280.00
 Total Tax Levy 4,091.11
 Municipal Expenditures 3,371.84

PER CENT:
 Gross Debt 2.43
 Net Debt .96
 Tax Levy Collected 93.76
 Tax Levy Cancelled, Abated or Adjusted

EXPENDITURES		REVENUES-REALIZED		1992 PROPERTY TAX	
GENERAL GOVERNMENT		REVENUES		STATE EQUALIZED TAX RATE	
Governing Body & Public Boards	1,264,237.00	1992 Property Taxes Collected	144,345,948.01	Local District School Taxes	.51 33,510,709.00
Municipal Clerk		1992 Payments in Lieu of Taxes	1,641,662.83	Regional & Consolidated School Tax	
Financial Administration	1,637,236.75	Delinquent Tax & Lien Collections	8,450,711.06	School Taxes in Municipal Budget	
Assessment of Taxes	473,037.21	Business Personalty Replacement Taxes	1,699,035.00	County Taxes	.51 33,077,104.33
Collection of Taxes	612,821.30	Taxes from Public Utilities	6,340,979.00	County Library Taxes	
Planning, Housing & Development	1,209,019.35	Other Miscellaneous Tax Revenues		Local Municipal Purpose Taxes	1.33 87,364,228.83
Human Resources	1,819,413.25	State Aid Revenues	9,404,252.22	Veteran & Senior Citizen Taxes	225,950.00
Elections		Federal Aid Revenues	693,785.00	Total Taxes for Rate Computation	2.35 154,177,992.16
General Administration (other)	19,665,036.15	State and Local Fiscal Assistance Act Utilized		Special District Taxes	121,452.00
JUDICIARY		Sale of Acquired Property		Bank Corp. Taxes	
Municipal Courts	1,434,791.68	Other Miscellaneous Revenues	13,506,152.20	Added and Omitted Taxes	1,331,434.34
PUBLIC SAFETY		Total	186,082,525.32	Total Taxes Levied - ABSTRACT	155,404,928.50
Fire Protection	15,179,081.91	Prior Years Surplus Appropriated	5,055,000.00	Total Taxes Billed	153,952,042.16
Police Protection	31,956,179.78	REVENUES TOTAL	191,137,525.32	1992 TAXES COLLECTED	144,345,948.01
Civil Defense & Disaster Control	693,785.00	Reserve For Uncollected Taxes	10,601,124.54	1992 Taxes Cancelled, Abated or Adjusted	
Environmental Inspection & Control	2,790,807.00	CAPITAL OUTLAY TOTAL	13,369,624.08	Transfer to Tax Title Liens or Foreclosed	1,663,078.94
Other Public Safety	111,905.16	Public Enterprises		Balance Outstanding Dec. 31, 1992	7,943,015.21
PUBLIC WORKS		Recreation-Culture	676,776.96	PRIOR YEARS TAXES OUTSTANDING	
Streets and Drainage	1,403,957.30	Public Works	4,661,124.36	Balance January 1, 1992	12,502,836.38
Sewers and Sewage Processing		Buildings and Grounds	8,031,722.76	Collected in 1992	5,794,963.77
Garbage and Trash Disposal		Library and Education		Cancelled, Abated or Adjusted 1992	
Public Buildings and Grounds		Conservation		Transfers to Tax Title Liens or Foreclosed	2,132,616.77
Other Public Works	10,769,818.14	All Other		Balance December 31, 1992	4,525,255.84
HEALTH and WELFARE		CAPITAL DEBT AUTHORIZED, DECEMBER 31, 1992		TAX TITLE LIENS OUTSTANDING	
Health Services Except Environmental	4,634,213.74	ISSUED AND UNISSUED	GROSS DEBT	NET DEBT	
Welfare-Public Assistance	2,526,742.63	School	106,306,000		
Hospital, Clinics, First Aid		Self-Liquidating	83,852		
Animal, Insect, & Rodent Control		Other	69,267,400		
Other Welfare Services		Total	175,657,252		
RECREATION and CONSERVATION		ISSUED AND OUTSTANDING			
Beaches and Boardwalks	400,000.00	School	106,306,000.00		
Parks, Playgrounds, Shade Trees	2,133,370.34	Self-Liquidating	21,000.00		
Land Reclamation & Conservation	13,334.00	Other	60,732,000.00		
Other Recreational Services	7,960.00	Total	167,059,000.00		
EDUCATION (excloding schools)		EQUALIZED VALUATION BASIS			
Libraries	2,697,134.00	FOR NET DEBT COMPUTATION	7,223,199,971		
Other Educational Services	120,000.00	REAL PROPERTY VALUATIONS			
STATUTORY EXPENDITURES		Code Class # of Parcels % VALN	ASSESSED VALUATION		
Pensions & F. L. C. A.	3,064,369.23	1 Vacant Land 2732 4.34	268,711,600.00		
Employee Fringe Benefits		2 Residential 11235 13.30	823,241,342.00		
Other Statutory Expenditures	200,000.00	3 Farm			
CETA And Other Public Employment Programs		4a Commercial 2146 79.90	4,939,915,500.00		
MUNICIPAL FUNCTIONS TOTAL	106,819,400.92	4b Industrial 13 .29	17,755,100.00		
CAPITAL IMPROVEMENTS *MEMO*	279,100.00	4c Apartments 226 2.28	140,860,400.00		
DEBT SERVICE		Total 16352	6,190,483,942.00		
Principal Payments	6,165,000.00	Land Area 11.84 Sq. Miles			
Interest Payments	4,471,091.44	Net Valuation Taxable-Municipal	6,208,320,473		
TYPE I SCHL DEBT *MEMO	414,937.50	Net Valuation Taxable-County	7,567,003,166		
DEFERRED CHARGES	27,062.81	State Equalized Valuation	6,542,848,486		
SCHOOL, COUNTY, SPECIAL DISTRICT TAXES	65,709,265.33	State Equalization Ratio	74.86		
RESERVE FOR UNCOLLECTED TAXES	10,601,124.54				
EXPENDITURES TOTAL	194,791,945.04				
				ASSETS	
				Cash Dec. 31, 1992	34,953,099.70
				Taxes Receivable	12,469,271.05
				Tax Title Liens	7,725,724.66
				Foreclosed Property	5,205,972.00
				Emergencies & Other Deferred Charges	83,291.89
				State and Federal Aid Receivable	4,073,500.40
				Other Receivables	4,218,444.13
				Total	68,729,203.83
				LIABILITIES, RESERVES, AND SURPLUS	
				Cash Liabilities	32,032,008.52
				Reserves for Receivables	29,241,848.02
				Surplus Dec. 31, 1992	7,434,347.29
				Total	68,729,203.83

1304

Population 1980 4,950
 Population 1990 4,629
 S & P Rating 3B+
 Moody Rating A

General Tax Rate Per \$100. 2.23
 State Equalized Tax Rate 2.32

ATLANTIC HIGHLANDS - MONMOUTH CO.

Form of Government:

Borough Council

Number of Members on Governing Body - 6

PER CAPITA:

Gross Debt 2,108.35
 Net Debt 1,206.52
 Debt Service 51.50
 Total Tax Levy 1,586.17
 Municipal Expenditures 785.90

PER CENT:

Gross Debt 3.07
 Net Debt 1.75
 Tax Levy Collected 93.95
 Tax Levy Cancelled, Abated or Adjusted 1.26

EXPENDITURES		REVENUES-REALIZED		1992 PROPERTY TAX				
GENERAL GOVERNMENT		REVENUES-REALIZED		STATE EQUALIZED TAX RATE				
Governing Body & Public Boards		1992 Property Taxes Collected	6,893,753.70	Local District School Taxes	.59			
Municipal Clerk		1992 Payments in Lieu of Taxes		Regional & Consolidated School Tax	.60			
Financial Administration	46,143.60	Delinquent Tax & Lien Collections	314,078.13	School Taxes in Municipal Budget				
Assessment of Taxes	34,518.10	Business Personalty Replacement Taxes	33,875.44	County Taxes	.44 *			
Collection of Taxes	44,643.55	Taxes from Public Utilities	230,094.00	County Library Taxes	.02			
Planning, Housing & Development	22,816.48	Other Miscellaneous Tax Revenues		Local Municipal Purpose Taxes	.68			
Human Resources	57,982.00	State Aid Revenues	257,337.37	Veteran & Senior Citizen Taxes				
Elections	1,175.57	Federal Aid Revenues		Total Taxes for Rate Computation	2.33			
General Administration (other)	291,515.14	State and Local Fiscal Assistance Act Utilized		Special District Taxes				
JUDICIARY		Sale of Acquired Property		Bank Corp. Taxes				
Municipal Courts	65,032.19	Other Miscellaneous Revenues	408,034.97	Added and Omitted Taxes				
PUBLIC SAFETY		Total	8,137,173.61	Total Taxes Levied - ABSTRACT	7,342,399.85			
Fire Protection	61,384.28	Prior Years Surplus Appropriated	260,000.00	Total Taxes Billed	7,337,320.46			
Police Protection	697,754.78	REVENUES TOTAL	8,397,173.61	1992 TAXES COLLECTED	6,893,753.70			
Civil Defense & Disaster Control	132,140.00	Reserve For Uncollected Taxes	669,415.00	1992 Taxes Cancelled, Abated or Adjusted	92,640.04			
Environmental Inspection & Control	40,868.66	CAPITAL OUTLAY TOTAL	788,156.58	Transfer to Tax Title Liens or Foreclosed	19,614.03			
Other Public Safety		Public Enterprises	139,966.60	Balance Outstanding Dec. 31, 1992	331,312.69			
PUBLIC WORKS		Recreation-Culture		PRIOR YEARS TAXES OUTSTANDING				
Streets and Drainage	216,079.62	Public Works	647,366.23	Balance January 1, 1992	359,894.05			
Sewers and Sewage Processing		Buildings and Grounds	823.75	Collected in 1992	310,254.70			
Garbage and Trash Disposal	381,446.65	Library and Education		Cancelled, Abated or Adjusted 1992	37,997.67			
Public Buildings and Grounds	37,569.95	Conservation		Transfers to Tax Title Liens or Foreclosed	5,774.53			
Other Public Works	68,800.00	All Other		Balance December 31, 1992	5,377.15			
HEALTH and WELFARE		CAPITAL DEBT AUTHORIZED, DECEMBER 31, 1992		TAX TITLE LIENS OUTSTANDING				
Health Services Except Environmental	3,897.67	ISSUED AND UNISSUED		Balance January 1, 1992	43,272.05			
Welfare-Public Assistance	3,874.45	School	850,000	Transfer From Taxes	26,242.28			
Hospital, Clinics, First Aid		Self-Liquidating	6,168,959	Redeemed in 1992	3,823.43			
Animal, Insect, & Rodent Control	7,530.00	Other	2,740,600	Cancelled, Abated or Adjusted (1992)				
Other Welfare Services		Total	9,759,559	Transfers to Foreclosed Property				
RECREATION and CONSERVATION		ISSUED AND OUTSTANDING		Balance December 31, 1992	65,690.90			
Beaches and Boardwalks		School	850,000.00	PROPERTY ACQUIRED BY DEED OR FORECLOSURE				
Parks, Playgrounds, Shade Trees	42,550.55	Self-Liquidating	5,176,439.59	Balance January 1, 1992	25,030.00			
Land Reclamation & Conservation		Other	2,607,000.00	Transfers From Taxes or Liens				
Other Recreational Services		Total	8,633,439.59	Sale for Cash (1992)				
EDUCATION (excluding schools)		EQUALIZED VALUATION BASIS		Cancelled, Abated or Adjusted (1992)				
Libraries	29,474.39	FOR NET DEBT COMPUTATION	318,378.200	Balance December 31, 1992	25,030.00			
Other Educational Services		REAL PROPERTY VALUATIONS		CURRENT FINANCES DECEMBER 31, 1992				
STATUTORY EXPENDITURES		Code	Class	# of Parcels	% VAL'N	ASSESSED VALUATION		
Pensions & F. L. C. A.	175,728.00	1	Vacant Land	172	3.22	10,454,700.00	Cash Dec. 31, 1992	1,224,306.02
Employee Fringe Benefits	187,219.00	2	Residential	1477	83.41	270,564,544.00	Taxes Receivable	337,189.84
Other Statutory Expenditures		3	Farm				Tax Title Liens	65,690.90
CETA And Other Public Employment Programs		4a	Commercial	35	8.75	28,365,600.00	Foreclosed Property	25,030.00
MUNICIPAL FUNCTIONS TOTAL	2,700,161.63	4b	Industrial	4	.74	2,383,400.00	Emergencies & Other Deferred Charges	195,608.53
CAPITAL IMPROVEMENTS *MEMO*	10,000.00	4c	Apartments	9	3.88	12,590,300.00	State and Federal Aid Receivable	11,451.00
DEBT SERVICE		Total		1747		324,363,544.00	Other Receivables	74,949.02
Principal Payments	145,000.00	Land Area	1.20	Sq. Miles			Total	1,934,225.31
Interest Payments	93,384.50	Net Valuation Taxable-Municipal				328,635,041	LIABILITIES, RESERVES, AND SURPLUS	
DEFERRED CHARGES	34,607.81	Net Valuation Taxable-County				319,746,875	Cash Liabilities	892,552.22
SCHOOL COUNTY, SPECIAL DISTRICT TAXES	5,194,675.79	State Equalized Valuation				315,411,587	Reserves for Receivables	502,359.76
RESERVE FOR UNCOLLECTED TAXES	669,415.00	State Equalization Ratio				104.25	Surplus Dec. 31, 1992	539,713.33
EXPENDITURES TOTAL	8,837,244.73						Total	1,934,225.31

*Includes County Health Service Taxes, County Vocational School Taxes, or County Open Space Tax. See Table 13.

0401

Population 1980 9,533
 Population 1990 9,205
 S & P Rating
 Moody Rating AAA

General Tax Rate Per \$100. 3.94
 State Equalized Tax Rate 2.38

AUDUBON BOROUGH - CAMDEN COUNTY
 Form of Government:
Commission (1911)
 Number of Members on Governing Body - 3

PER CAPITA: PER CENT:
 Gross Debt 594.69 Gross Debt 1.50
 Net Debt 397.63 Net Debt 1.01
 Debt Service 40.38 Tax Levy Collected 95.05
 Total Tax Levy 969.78 Tax Levy Cancelled, Abated
 Municipal Expenditures 503.80 or Adjusted .15

EXPENDITURES		REVENUES-REALIZED		1992 PROPERTY TAX	
GENERAL GOVERNMENT				STATE EQUALIZED TAX RATE	
Governing Body & Public Boards		1992 Property Taxes Collected	8,485,551.35	Local District School Taxes	1.10 4,122,202.00
Municipal Clerk		1992 Payments in Lieu of Taxes		Regional & Consolidated School Tax	
Financial Administration	31,399.00	Delinquent Tax & Lien Collections	262,360.41	School Taxes in Municipal Budget	
Assessment of Taxes	18,945.00	Business Personalty Replacement Taxes	149,536.64	County Taxes	.81 3,026,230.13
Collection of Taxes	154,230.00	Taxes from Public Utilities	560,889.36	County Library Taxes	
Planning, Housing & Development	14,011.00	Other Miscellaneous Tax Revenues		Local Municipal Purpose Taxes	.47 1,754,061.11
Human Resources	120,344.00	State Aid Revenues	534,910.55	Veteran & Senior Citizen Taxes	
Elections	8,100.00	Federal Aid Revenues		Total Taxes for Rate Computation	2.38 9,034,793.24
General Administration (other)	550,853.00	State and Local Fiscal Assistance Act Utilized		Special District Taxes	
JUDICIARY		Sale of Acquired Property		Bank Corp. Taxes	
Municipal Courts	121,215.00	Other Miscellaneous Revenues	379,029.52	Added and Omitted Taxes	24,374.41
PUBLIC SAFETY				Total Taxes Levied - ABSTRACT	8,926,867.65
Fire Protection	112,731.60			Total Taxes Billed	8,928,521.15
Police Protection	764,693.31	Prior Years Surplus Appropriated	1,000,000.00	1992 TAXES COLLECTED	8,486,551.35
Civil Defense & Disaster Control	12,295.00	REVENUES TOTAL	11,373,277.93	1992 Taxes Cancelled, Abated or Adjusted	13,065.95
Environmental Inspection & Control	31,270.00	Reserve For Uncollected Taxes	412,936.34	Transfer to Tax Title Liens or Foreclosed	12,563.32
Other Public Safety				Balance Outstanding Dec. 31, 1992	416,340.53
PUBLIC WORKS		CAPITAL OUTLAY	TOTAL	PRIOR YEARS TAXES OUTSTANDING	
Streets and Drainage	229,777.00	Public Enterprises		Balance January 1, 1992	297,879.95
Sewers and Sewage Processing	96,160.00	Recreation—Culture		Collected in 1992	262,360.41
Garbage and Trash Disposal	697,850.00	Public Works	17,751.92	Cancelled, Abated or Adjusted 1992	3,867.42
Public Buildings and Grounds	60,318.40	Buildings and Grounds	457,519.06	Transfers to Tax Title Liens or Foreclosed	
Other Public Works	122,215.60	Library and Education		Balance December 31, 1992	31,652.12
HEALTH and WELFARE		Conservation		TAX TITLE LIENS OUTSTANDING	
Health Services Except Environmental	6,725.00	All Other		Balance January 1, 1992	38,224.00
Welfare—Public Assistance	8,310.00			Transfer From Taxes	12,563.32
Hospital, Clinics, First Aid		CAPITAL DEBT AUTHORIZED, DECEMBER 31, 1992		Redeemed in 1992	
Animal, Insect, & Rodent Control		ISSUED AND UNISSUED		Cancelled, Abated or Adjusted (1992)	36.36
Other Welfare Services		School	1,814,000	Transfers to Foreclosed Property	
RECREATION and CONSERVATION		Self-Liquidating		Balance December 31, 1992	50,750.96
Beaches and Boardwalks		Other	3,660,146	PROPERTY ACQUIRED BY DEED OR	
Parks, Playgrounds, Shade Trees	100.00	Total	5,474,146	FORECLOSURE	
Land Reclamation & Conservation	7,610.00			Balance January 1, 1992	285.00
Other Recreational Services	10,000.00	ISSUED AND OUTSTANDING		Transfers From Taxes or Liens	
EDUCATION (excluding schools)		School	1,814,000.00	Sale for Cash (1992)	
Libraries	123,000.00	Self-Liquidating		Cancelled, Abated or Adjusted (1992)	
Other Educational Services	300.00	Other	2,944,796.00	Balance December 31, 1992	285.00
STATUTORY EXPENDITURES		Total	4,758,796.00	CURRENT FINANCES DECEMBER 31, 1992	
Pensions & F. L. C. A.	241,267.17	EQUALIZED VALUATION BASIS		ASSETS	
Employee Fringe Benefits	295,250.00	FOR NET DEBT COMPUTATION	363,981,024	Cash Dec. 31, 1992	3,520,104.84
Other Statutory Expenditures	12,000.00	REAL PROPERTY VALUATIONS		Taxes Receivable	447,992.65
CETA And Other Public Employment Programs		Code Class # of Parcels % VAL'N		Tax Title Liens	50,750.96
MUNICIPAL FUNCTIONS TOTAL	3,850,970.08	1 Vacant Land 57 .36		Foreclosed Property	285.00
CAPITAL IMPROVEMENTS *MEYO*	45,000.00	2 Residential 3000 83.72	188,865,530.00	Emergencies & Other Deferred Charges	1,875.00
DEBT SERVICE		3 Farm		State and Federal Aid Receivable	47,200.00
Principal Payments	193,713.00	4a Commercial 145 13.33	30,082,500.00	Other Receivables	62,512.02
Interest Payments	178,024.00	4b Industrial 3 .28	629,900.00	Total	4,130,720.47
		4c Apartments 12 2.30	5,198,600.00	LIABILITIES, RESERVES, AND SURPLUS	
		Total 3217	225,598,730.00	Cash Liabilities	2,654,108.56
DEFERRED CHARGES	1,854.00	Land Area 1.48 Sq. Miles		Reserves for Receivables	543,204.94
SCHOOL, COUNTY, SPECIAL DISTRICT TAXES	7,143,432.13	Net Valuation Taxable-Municipal	226,050,900	Surplus Dec. 31, 1992	933,406.97
RESERVE FOR UNCOLLECTED TAXES	412,936.34	Net Valuation Taxable-County	376,142,893	Total	4,130,720.47
EXPENDITURES TOTAL	11,795,929.55	State Equalized Valuation	373,465,943		
		State Equalization Ratio	60.48		

0402

Population 1980 1,274
 Population 1990 1,150
 S & P Rating
 Moody Rating

General Tax Rate Per \$100. 3.91
 State Equalized Tax Rate 4.21

AUDUBON PARK BOROUGH - CAMDEN CO.

Form of Government:

Borough Council

Number of Members on Governing Body - 6

PER CAPITA:

Gross Debt 35.01
 Net Debt 16.70
 Debt Service 2.65
 Total Tax Levy 317.14
 Municipal Expenditures 403.08

PER CENT:

Gross Debt .52
 Net Debt .25
 Tax Levy Collected 100.00
 Tax Levy Cancelled, Abated or Adjusted

EXPENDITURES		REVENUES-REALIZED		1992 PROPERTY TAX	
GENERAL GOVERNMENT				STATE EQUALIZED TAX RATE	
Governing Body & Public Boards		1992 Property Taxes Collected	364,838.01	Local District School Taxes	1.76
Municipal Clerk		1992 Payments in Lieu of Taxes		Regional & Consolidated School Tax	
Financial Administration	19,997.00	Delinquent Tax & Lien Collections		School Taxes in Municipal Budget	
Assessment of Taxes	915.00	Business Personality Replacement Taxes	8,899.36	County Taxes	.89
Collection of Taxes	655.00	Taxes from Public Utilities	16,146.00	County Library Taxes	.03
Planning, Housing & Development		Other Miscellaneous Tax Revenues		Local Municipal Purpose Taxes	1.54
Human Resources	50,511.00	State Aid Revenues	108,663.43	Veteran & Senior Citizen Taxes	
Elections	2,300.00	Federal Aid Revenues		Total Taxes for Rate Computation	4.22
General Administration (other)	67,430.00	State and Local Fiscal Assistance Act Utilized		Special District Taxes	
JUDICIARY		Sale of Acquired Property		Bank Corp. Taxes	
Municipal Courts	37,697.00	Other Miscellaneous Revenues	134,939.07	Added and Omitted Taxes	
PUBLIC SAFETY		Total	633,485.87	Total Taxes Levied - ABSTRACT	364,708.02
Fire Protection	643.50	Prior Years Surplus Appropriated	81,657.63	Total Taxes Billed	364,838.01
Police Protection	136,230.50	REVENUES TOTAL	715,143.55	1992 TAXES COLLECTED	364,838.01
Civil Defense & Disaster Control	1,350.00	Reserve For Uncollected Taxes		1992 Taxes Cancelled, Abated or Adjusted	
Environmental Inspection & Control		CAPITAL OUTLAY TOTAL	5,618.50	Transfer to Tax Title Liens or Foreclosed	
Other Public Safety		Public Enterprises		Balance Outstanding Dec. 31, 1992	
PUBLIC WORKS		Recreation-Culture		PRIOR YEARS TAXES OUTSTANDING	
Streets and Drainage	19,100.00	Public Works		Balance January 1, 1992	
Sewers and Sewage Processing		Buildings and Grounds	5,618.50	Collected in 1992	
Garbage and Trash Disposal	65,000.00	Library and Education		Cancelled, Abated or Adjusted 1992	
Public Buildings and Grounds	5,100.00	Conservation		Transfers to Tax Title Liens or Foreclosed	
Other Public Works	1,000.00	All Other		Balance December 31, 1992	
HEALTH and WELFARE		CAPITAL DEBT AUTHORIZED, DECEMBER 31, 1992		TAX TITLE LIENS OUTSTANDING	
Health Services Except Environmental	2,815.00	ISSUED AND UNISSUED		Balance January 1, 1992	
Welfare-Public Assistance	2,131.50	School		Transfer From Taxes	
Hospital, Clinics, First Aid		Self-Liquidating		Redeemed in 1992	
Animal, Insect, & Rodent Control	1,700.00	Other	40,257	Cancelled, Abated or Adjusted (1992)	
Other Welfare Services		Total	40,257	Transfers to Foreclosed Property	
RECREATION and CONSERVATION		ISSUED AND OUTSTANDING		Balance December 31, 1992	
Beaches and Boardwalks		School		PROPERTY ACQUIRED BY DEED OR	
Parks, Playgrounds, Shade Trees	600.00	Self-Liquidating		FORECLOSURE	
Land Reclamation & Conservation	2,657.35	Other	29,000.00	Balance January 1, 1992	
Other Recreational Services	500.00	Total	29,000.00	Transfers From Taxes or Liens	
EDUCATION (excluding schools)		EQUALIZED VALUATION BASIS		Sale for Cash (1992)	
Libraries	4,725.00	FOR NET DEBT COMPUTATION	7,702,031	Cancelled, Abated or Adjusted (1992)	
Other Educational Services		REAL PROPERTY VALUATIONS		Balance December 31, 1992	
STATUTORY EXPENDITURES		Code Class # of Parcels % VAL'N		CURRENT FINANCES DECEMBER 31, 1992	
Pensions & F. L. C. A.	7,004.14	1 Vacant Land		ASSETS	
Employee Fringe Benefits	25,000.00	2 Residential		Cash Dec. 31, 1992	154,077.16
Other Statutory Expenditures	2,000.00	3 Farm 1	9,267,500.00	Taxes Receivable	
CETA And Other Public Employment Programs		4a Commercial		Tax Title Liens	
MUNICIPAL FUNCTIONS TOTAL	457,111.99	4b Industrial		Foreclosed Property	
CAPITAL IMPROVEMENTS *MEMO*		4c Apartments 1		Emergencies & Other Deferred Charges	215.27
DEBT SERVICE		Total 2	9,267,500.00	State and Federal Aid Receivable	23,804.00
Principal Payments		Land Area .15 Sq. Miles		Other Receivables	17,443.87
Interest Payments	3,050.00	Net Valuation Taxable-Municipal	9,323,360	Total	195,540.30
DEFERRED CHARGES	3,375.01	Net Valuation Taxable-County	9,613,526	LIABILITIES, RESERVES, AND SURPLUS	
SCHOOL, COUNTY, SPECIAL DISTRICT TAXES	231,832.02	State Equalized Valuation	3,652,799	Cash Liabilities	106,077.65
RESERVE FOR UNCOLLECTED TAXES		State Equalization Ratio	107.80	Reserves for Receivables	17,443.87
EXPENDITURES TOTAL	695,419.02			Surplus Dec. 31, 1992	72,018.77
				Total	195,540.30

0531
 Population 1980 2,162
 Population 1990 1,809
 S & P Rating AAA
 Moody Rating AAA

General Tax Rate Per \$100. .86
 State Equalized Tax Rate .88

AVALON BOROUGH - CAPE MAY COUNTY
 Form of Government:
 Mayor-Council Plan B (OMCL 50)
 Number of Members on Governing Body - 5

PER CAPITA:
 Grass Debt 1,933.56
 Net Debt 8,555.43
 Debt Service 898.80
 Total Tax Levy 8,019.57
 Municipal Expenditures 6,867.74

PER CENT:
 Grass Debt 1.34
 Net Debt .97
 Tax Levy Collected 95.86
 Tax Levy Cancelled, Abated or Adjusted .10

EXPENDITURES		REVENUES-REALIZED		1992 PROPERTY TAX	
GENERAL GOVERNMENT				STATE EQUALIZED TAX RATE .89	
Governing Body & Public Boards	126,367.33	1992 Property Taxes Collected	13,925,922.28	Local District School Taxes	1,488,101.50
Municipal Clerk	104,647.25	1992 Payments in Lieu of Taxes		Regional & Consolidated School Tax	
Financial Administration	246,762.48	Delinquent Tax & Lien Collections	684,499.23	School Taxes in Municipal Budget	
Assessment of Taxes		Business Personalty Replacement Taxes	31,032.60	County Taxes	6,540,556.57 *
Collection of Taxes	106,939.35	Taxes from Public Utilities	426,552.00	County Library Taxes	409,779.40
Planning, Housing & Development	27,020.63	Other Miscellaneous Tax Revenues		Local Municipal Purpose Taxes	6,036,778.50
Human Resources	51,586.00	State Aid Revenues	110,058.35	Veteran & Senior Citizen Taxes	22,550.00
Elections	1,450.20	Federal Aid Revenues	54,324.67	Total Taxes for Rate Computation	14,497,765.97
General Administration (other)	494,873.54	State and Local Fiscal Assistance Act Utilized		Special District Taxes	
JUDICIARY		Sale of Acquired Property		Bank Corp. Taxes	
Municipal Courts	96,967.07	Other Miscellaneous Revenues	1,750,424.94	Added and Omitted Taxes	32,189.04
PUBLIC SAFETY		Total	16,982,814.07	Total Taxes Levied - ABSTRACT	14,507,405.01
Fire Protection	89,903.67	Prior Years Surplus Appropriated	415,000.00	Total Taxes Billed	14,527,051.25
Police Protection	1,608,868.93	REVENUES TOTAL	17,397,814.07	1992 TAXES COLLECTED	13,925,922.28
Civil Defense & Disaster Control	18,563.53	Reserve For Uncollected Taxes	759,300.00	1992 Taxes Cancelled, Abated or Adjusted	14,570.35
Environmental Inspection & Control	127,844.94	CAPITAL OUTLAY	TOTAL 6,154,009.17	Transfer to Tax Title Liens or Foreclosed	13.76
Other Public Safety		Public Enterprises	1,630,695.28	Balance Outstanding Dec. 31, 1992	586,544.85
PUBLIC WORKS		Recreation-Culture		PRIOR YEARS TAXES OUTSTANDING	
Streets and Drainage	475,369.64	Public Works	1,488,603.77	Balance January 1, 1992	543,969.56
Sewers and Sewage Processing	294,850.00	Buildings and Grounds	1,034,709.12	Collected in 1992	532,418.91
Garbage and Trash Disposal	383,000.00	Library and Education		Cancelled, Abated or Adjusted 1992	10,356.08
Public Buildings and Grounds		Conservation		Transfers to Tax Title Liens or Foreclosed	103.57
Other Public Works	594,000.00	All Other		Balance December 31, 1992	1,091.00
HEALTH and WELFARE		CAPITAL DEBT AUTHORIZED, DECEMBER 31, 1992		TAX TITLE LIENS OUTSTANDING	
Health Services Except Environmental	17,902.00	ISSUED AND UNISSUED		Balance January 1, 1992	167,321.82
Welfare-Public Assistance	625.00	School		Transfer From Taxes	150.96
Hospital, Clinics, First Aid		Self-Liquidating	10,551,855	Redeemed in 1992	152,080.32
Animal, Insect, & Rodent Control	8,000.00	Other	10,355,050	Cancelled, Abated or Adjusted (1992)	
Other Welfare Services		Total	21,406,905	Transfers to Foreclosed Property	
RECREATION and CONSERVATION		NET DEBT		Balance December 31, 1992	15,392.46
Beaches and Boardwalks	394,473.14		4,621,731	PROPERTY ACQUIRED BY DEED OR FORECLOSURE	
Parks, Playgrounds, Shade Trees		ISSUED AND OUTSTANDING		Balance January 1, 1992	134,380.20
Land Reclamation & Conservation	34,271.89	School		Transfers From Taxes or Liens	
Other Recreational Services	124,109.45	Self-Liquidating	10,527,000.00	Sale for Cash (1992)	
EDUCATION (excluding schools)		Other	9,264,000.00	Cancelled, Abated or Adjusted (1992)	
Libraries		Total	19,791,000.00	Balance December 31, 1992	134,380.20
Other Educational Services		EQUALIZED VALUATION BASIS FOR NET DEBT COMPUTATION	1,600,328,238	CURRENT FINANCES DECEMBER 31, 1992	
STATUTORY EXPENDITURES		REAL PROPERTY VALUATIONS		ASSETS	
Pensions & F. L. C. A.	256,417.61	Code Class # of Parcels % VAL'N		Cash Dec. 31, 1992	2,307,867.92
Employee Fringe Benefits	569,776.00	1 Vacant Land 335 4.26	71,614,200.00	Taxes Receivable	587,635.86
Other Statutory Expenditures		2 Residential 4696 90.55	1,522,578,050.00	Tax Title Liens	15,392.46
CETA And Other Public Employment Programs		3 Farm		Foreclosed Property	134,380.20
MUNICIPAL FUNCTIONS TOTAL	6,254,589.66	4a Commercial 128 5.07	85,174,700.00	Emergencies & Other Deferred Charges	88,600.00
CAPITAL IMPROVEMENTS *MEMO*	157,000.00	4b Industrial		State and Federal Aid Receivable	3,907.41
DEBT SERVICE		4c Apartments 4 .13	2,161,000.00	Other Receivables	25,777.60
Principal Payments	1,065,000.00	Total	1,681,527,950.00	Total	3,163,561.45
Interest Payments	560,934.50	Land Area 5.02 Sq. Miles		LIABILITIES, RESERVES, AND SURPLUS	
DEFERRED CHARGES	129,743.78	Net Valuation Taxable-Municipal	1,685,449,094	Cash Liabilities	1,132,162.18
SCHOOL, COUNTY, SPECIAL DISTRICT TAXES	8,438,437.47	Net Valuation Taxable-County	1,635,180,576	Reserves for Receivables	763,186.12
RESERVE FOR UNCOLLECTED TAXES	759,300.00	State Equalized Valuation	1,646,359,071	Surplus Dec. 31, 1992	1,268,213.15
EXPENDITURES TOTAL	17,208,005.41	State Equalization Ratio	102.38	Total	3,163,561.45

Population 1980 2,337
 Population 1990 2,165
 S & P Rating
 Moody Rating

General Tax Rate Per \$100. 1.54
 State Equalized Tax Rate 1.72

AVON-BY-THE-SEA BORO. - MONMOUTH CO.

Form of Government:
 Commission (1911)

Number of Members on Governing Body - 3

PER CAPITA:

Gross Debt 941.13
 Net Debt 527.65
 Debt Service 92.18
 Total Tax Levy 1,779.12
 Municipal Expenditures 1,246.05

PER CENT:

Gross Debt .39
 Net Debt .50
 Tax Levy Collected 94.61
 Tax Levy Cancelled, Abated or Adjusted

EXPENDITURES		REVENUES-REALIZED		1992 PROPERTY TAX	
GENERAL GOVERNMENT		REVENUES-REALIZED		STATE EQUALIZED TAX RATE	
Governing Body & Public Boards		1992 Property Taxes Collected	3,644,187.62	Local District School Taxes	.59 1,321,338.00
Municipal Clerk		1992 Payments in Lieu of Taxes		Regional & Consolidated School Tax	
Financial Administration	88,832.00	Delinquent Tax & Lien Collections	65,808.15	School Taxes in Municipal Budget	
Assessment of Taxes	6,069.00	Business Personalty Replacement Taxes	13,967.40	County Taxes	.43 * 974,584.62
Collection of Taxes	45,737.00	Taxes from Public Utilities	123,990.00	County Library Taxes	
Planning, Housing & Development	5,775.00	Other Miscellaneous Tax Revenues		Local Municipal Purpose Taxes	.69 1,553,000.00
Human Resources	58,889.00	State Aid Revenues	114,809.36	Veteran & Senior Citizen Taxes	16,500.00
Elections	630.00	Federal Aid Revenues		Total Taxes for Rate Computation	1.71 3,865,422.62
General Administration (other)	126,170.00	State and Local Fiscal Assistance Act Utilized		Special District Taxes	
JUDICIARY		Sale of Acquired Property	242,239.39	Bank Corp. Taxes	
Municipal Courts	33,636.12	Other Miscellaneous Revenues		Added and Omitted Taxes	
PUBLIC SAFETY		Total	4,210,001.92	Total Taxes Levied - ABSTRACT	2,879.60
Fire Protection	32,606.10	Prior Years Surplus Appropriated	493,663.00	Total Taxes Billed	3,851,802.22
Police Protection	571,869.86	REVENUES TOTAL	4,703,669.92	1992 TAXES COLLECTED	3,644,197.62
Civil Defense & Disaster Control	236,980.00	Reserve For Uncollected Taxes	255,399.43	1992 Taxes Cancelled, Abated or Adjusted	
Environmental Inspection & Control	18,000.00	CAPITAL OUTLAY TOTAL	236,293.35	Transfer to Tax Title Liens or Foreclosed	
Other Public Safety		Public Enterprises	2,164.00	Balance Outstanding Dec. 31, 1992	207,614.60
PUBLIC WORKS		Recreation-Culture	17,467.25	PRIOR YEARS TAXES OUTSTANDING	
Streets and Drainage	332,450.00	Public Works	215,706.18	Balance January 1, 1992	142,625.21
Sewers and Sewage Processing	146,295.00	Buildings and Grounds	955.92	Collected in 1992	65,808.15
Garbage and Trash Disposal	113,000.00	Library and Education		Cancelled, Abated or Adjusted 1992	31,481.91
Public Buildings and Grounds	42,100.00	Conservation		Transfers to Tax Title Liens or Foreclosed	8.00
Other Public Works		All Other		Balance December 31, 1992	45,327.15
HEALTH and WELFARE		CAPITAL DEBT AUTHORIZED, DECEMBER 31, 1992		TAX TITLE LIENS OUTSTANDING	
Health Services Except Environmental		ISSUED AND UNISSUED		Balance January 1, 1992	394.97
Welfare-Public Assistance	2,450.00	School		Transfer From Taxes	1,020.66
Hospital, Clinics, First Aid		Self-Liquidating	895,194	Redeemed in 1992	
Animal, Insect, & Rodent Control	1,430.00	Other	1,142,360	Cancelled, Abated or Adjusted (1992)	
Other Welfare Services		Total	2,037,554	Transfers to Foreclosed Property	
RECREATION and CONSERVATION		ISSUED AND OUTSTANDING		Balance December 31, 1992	1,415.63
Beaches and Boardwalks		School		PROPERTY ACQUIRED BY DEED OR FORECLOSURE	
Parks, Playgrounds, Shade Trees		Self-Liquidating	730,620.00	Balance January 1, 1992	3,875.00
Land Reclamation & Conservation		Other	980,160.00	Transfers From Taxes or Liens	
Other Recreational Services	43,700.00	Total	1,710,780.00	Sale for Cash (1992)	
EDUCATION (excluding schools)		EQUALIZED VALUATION BASIS		Cancelled, Abated or Adjusted (1992)	
Libraries	69,611.00	FOR NET DEBT COMPUTATION	228,982,372	Balance December 31, 1992	3,875.00
Other Educational Services		REAL PROPERTY VALUATIONS		CURRENT FINANCES DECEMBER 31, 1992	
STATUTORY EXPENDITURES		Code Class # of Parcels % VAL'N		ASSETS	
Pensions & F.L.C.A.	92,771.44	1 Vacant Land 19 .95	2,376,000.00	Cash Dec. 31, 1992	945,975.33
Employee Fringe Benefits	136,070.00	2 Residential 937 89.36	223,771,900.00	Taxes Receivable	252,941.75
Other Statutory Expenditures		3 Farm		Tax Title Liens	1,415.63
CETA And Other Public Employment Programs		4a Commercial 50 7.54	18,872,300.00	Foreclosed Property	3,875.00
MUNICIPAL FUNCTIONS TOTAL	2,205,121.52	4b Industrial 2 .30	760,000.00	Emergencies & Other Deferred Charges	259,750.00
CAPITAL IMPROVEMENTS *MEMO*	15,000.00	4c Apartments 8 1.86	4,649,800.00	State and Federal Aid Receivable	61,277.82
DEBT SERVICE		Total	250,430,000.00	Other Receivables	127,893.90
Principal Payments	133,000.00	Land Area .40 Sq. Miles		Total	1,653,129.43
Interest Payments	66,572.00	Net Valuation Taxable-Municipal	250,737,020	LIABILITIES, RESERVES, AND SURPLUS	
DEFERRED CHARGES		Net Valuation Taxable-County	222,602,093	Cash Liabilities	641,233.16
SCHOOL, COUNTY, SPECIAL DISTRICT TAXES	2,295,722.62	State Equalized Valuation	225,149,900	Reserves for Receivables	443,448.30
RESERVE FOR UNCOLLECTED TAXES	255,399.43	State Equalization Ratio	111.33	Surplus Dec. 31, 1992	568,447.97
EXPENDITURES TOTAL	4,993,615.57			Total	1,653,129.43

*Includes County Health Service Taxes, County Vocational School Taxes, or County Open Space Tax. See Table 13.

1533

Population 1980 8,702
 Population 1990 12,235
 S & P Rating
 Moody Rating AAA

General Tax Rate Per \$100 2.70
 State Equalized Tax Rate 2.23

BARNEGAT TOWNSHIP - OCEAN COUNTY
 Form of Government:
Township Committee
 Number of Members on Governing Body - 3

PER CAPITA:
 Gross Debt 1,561.72
 Net Debt 748.30
 Debt Service 40.77
 Total Tax Levy 1,004.77
 Municipal Expenditures 534.22

PER CENT:
 Gross Debt 3.43
 Net Debt 1.64
 Tax Levy Collected 92.32
 Tax Levy Cancelled, Abated or Adjusted .47

EXPENDITURES		REVENUES-REALIZED		1992 PROPERTY TAX	
GENERAL GOVERNMENT				STATE EQUALIZED TAX RATE 1.30	
Governing Body & Public Boards		1992 Property Taxes Collected	11,352,686.22	Local District School Taxes	7,092,975.00
Municipal Clerk	68,510.00	1992 Payments in Lieu of Taxes		Regional & Consolidated School Tax	
Financial Administration	111,280.00	Delinquent Tax & Lien Collections	875,662.69	School Taxes in Municipal Budget	
Assessment of Taxes	83,955.00	Business Personalty Replacement Taxes	14,785.64	County Taxes	2,266,631.22 *
Collection of Taxes	83,693.00	Taxes from Public Utilities	661,740.00	County Library Taxes	182,082.49
Planning, Housing & Development	102,795.00	Other Miscellaneous Tax Revenues		Local Municipal Purpose Taxes	2,635,000.00
Human Resources	66,091.64	State Aid Revenues	621,933.16	Veteran & Senior Citizen Taxes	122,400.00
Elections		Federal Aid Revenues		Total Taxes for Rate Computation	12,299,088.71
General Administration (other)	510,275.00	State and Local Fiscal Assistance Act Utilized		Special District Taxes	
JUDICIARY		Sale of Acquired Property		Bank Corp. Taxes	
Municipal Courts	101,690.00	Other Miscellaneous Revenues	1,133,961.17	Added and Omitted Taxes	116,730.01
PUBLIC SAFETY		Total	14,660,768.88	Total Taxes Levied - ABSTRACT	12,293,418.72
Fire Protection	64,346.40	Prior Years Surplus Appropriated	1,330,000.00	Total Taxes Billed	12,297,333.74
Police Protection	1,384,708.05	REVENUES TOTAL	15,990,768.88	1992 TAXES COLLECTED	11,352,686.22
Civil Defense & Disaster Control	1,000.00	Reserve For Uncollected Taxes	1,336,000.00	1992 Taxes Cancelled, Abated or Adjusted	57,209.50
Environmental Inspection & Control	49,545.00	CAPITAL OUTLAY TOTAL	1,508,065.55	Transfer to Tax Title Liens or Foreclosed	183,783.79
Other Public Safety				Balance Outstanding Dec. 31, 1992	703,654.23
PUBLIC WORKS		Public Enterprises	245,886.05	PRIOR YEARS TAXES OUTSTANDING	
Streets and Drainage	338,060.00	Recreation-Culture	128,657.01	Balance January 1, 1992	799,437.02
Sewers and Sewage Processing	776,300.00	Public Works	567,607.80	Collected in 1992	680,220.17
Garbage and Trash Disposal		Buildings and Grounds	541,663.84	Cancelled, Abated or Adjusted 1992	36,455.40
Public Buildings and Grounds	63,290.00	Library and Education	24,252.95	Transfers to Tax Title Liens or Foreclosed	59,481.44
Other Public Works	30,000.00	Conservation		Balance December 31, 1992	23,280.01
HEALTH and WELFARE		All Other		TAX TITLE LIENS OUTSTANDING	
Health Services Except Environmental		CAPITAL DEBT AUTHORIZED, DECEMBER 31, 1992		Balance January 1, 1992	557,413.32
Welfare-Public Assistance	13,155.00	ISSUED AND UNISSUED		Transfer From Taxes	255,439.99
Hospital, Clinics, First Aid		School	9,901,000	Redeemed in 1992	195,442.52
Animal, Insect, & Rodent Control	49,650.00	Self-Liquidating	3,500,011	Cancelled, Abated or Adjusted (1992)	94.88
Other Welfare Services		Other	5,706,577	Transfers to Foreclosed Property	29,759.67
RECREATION and CONSERVATION		Total	19,107,589	Balance December 31, 1992	587,556.74
Beaches and Boardwalks		ISSUED AND OUTSTANDING		PROPERTY ACQUIRED BY DEED OR FORECLOSURE	
Parks, Playgrounds, Shade Trees	2,410.00	School	9,901,000.00	Balance January 1, 1992	991,028.33
Land Reclamation & Conservation	2,450.00	Self-Liquidating	3,182,013.32	Transfers From Taxes or Liens	29,759.67
Other Recreational Services	144,295.00	Other	4,694,680.88	Sale for Cash (1992)	
EDUCATION (excluding schools)		Total	17,777,696.20	Cancelled, Abated or Adjusted (1992)	
Libraries		EQUALIZED VALUATION BASIS		Balance December 31, 1992	1,020,788.00
Other Educational Services	385.00	FOR NET DEBT COMPUTATION	556,671.012	CURRENT FINANCES DECEMBER 31, 1992	
STATUTORY EXPENDITURES		REAL PROPERTY VALUATIONS		ASSETS	
Pensions & F. L. C. A.	285,867.44	Code Class # of Parcels % VAL'N		Cash Dec. 31, 1992	3,110,372.99
Employee Fringe Benefits	322,336.00	1 Vacant Land 4141 9.44	62,017,400.00	Taxes Receivable	726,934.24
Other Statutory Expenditures	15,000.00	2 Residential 4346 84.36	375,462,100.00	Tax Title Liens	587,556.74
CETA And Other Public Employment Programs		3 Farm 27 .19	836,200.00	Foreclosed Property	1,020,788.00
MUNICIPAL FUNCTIONS TOTAL	4,671,037.53	4a Commercial 91 5.75	25,602,400.00	Emergencies & Other Deferred Charges	205,000.00
CAPITAL IMPROVEMENTS *MEMO*	65,000.00	4b Industrial 6 .14	645,300.00	State and Federal Aid Receivable	4,695.11
DEBT SERVICE		4c Apartments 1 .11	493,200.00	Other Receivables	428,966.67
Principal Payments	261,000.00	Total	445,036,600.00	Total	6,084,303.75
Interest Payments	237,859.99	Land Area 34.90 Sq. Miles		LIABILITIES, RESERVES, AND SURPLUS	
DEFERRED CHARGES	30,200.00	Net Valuation Taxable-Municipal	451,969,751	Cash Liabilities	1,566,217.80
SCHOOL, COUNTY, SPECIAL DISTRICT TAXES	9,541,688.71	Net Valuation Taxable-County	569,642,336	Reserves for Receivables	2,764,245.65
RESERVE FOR UNCOLLECTED TAXES	1,336,000.00	State Equalized Valuation	544,615,942	Surplus Dec. 31, 1992	1,753,840.30
EXPENDITURES TOTAL	16,077,835.23	State Equalization Ratio	82.77	Total	6,084,303.75

1501

Population 1980 619
 Population 1990 675
 S & P Rating
 Moody Rating

General Tax Rate Per \$100 .93
 State Equalized Tax Rate .93

BARNEGAT LIGHT BOROUGH - OCEAN CO.

Form of Government:

Borough Council

Number of Members on Governing Body - 6

PER CAPITA:

Gross Debt 1,358.97
 Net Debt 1,711.61
 Debt Service 69.67
 Total Tax Levy 4,527.73
 Municipal Expenditures 2,090.77

PER CENT:

Gross Debt .37
 Net Debt .34
 Tax Levy Collected 95.22
 Tax Levy Cancelled, Abated or Adjusted

EXPENDITURES		REVENUES-REALIZED		1992 PROPERTY TAX	
GENERAL GOVERNMENT		1992 Property Taxes Collected 2,910,010.00		STATE EQUALIZED TAX RATE	
Governing Body & Public Boards		1992 Payments in Lieu of Taxes		Local District School Taxes	
Municipal Clerk		Delinquent Tax & Lien Collections	81,592.11	Regional & Consolidated School Tax	.26 856,650.37
Financial Administration	41,955.00	Business Personalty Replacement Taxes	5,978.88	School Taxes in Municipal Budget	.09 302,130.12
Assessment of Taxes	16,200.00	Taxes from Public Utilities	76,273.00	County Taxes	.39 1,260,366.04
Collection of Taxes	25,300.00	Other Miscellaneous Tax Revenues		County Library Taxes	.03 104,387.00
Planning, Housing & Development	34,000.00	State Aid Revenues	56,739.73	Local Municipal Purpose Taxes	.16 529,216.62
Human Resources	4,219.00	Federal Aid Revenues		Veteran & Senior Citizen Taxes	
Elections		State and Local Fiscal Assistance Act Utilized		Total Taxes for Rate Computation	.93 3,063,596.15
General Administration (other)	130,653.00	Sale of Acquired Property		Special District Taxes	
JUDICIARY		Other Miscellaneous Revenues	415,993.16	Bank Corp. Taxes	
Municipal Courts	12,550.00	Total	3,546,586.88	Added and Omitted Taxes	
PUBLIC SAFETY		Prior Years Surplus Appropriated	438,000.00	Total Taxes Levied - ABSTRACT	3,056,215.32
Fire Protection	19,377.00	REVENUES TOTAL	3,984,586.88	Total Taxes Billed	3,056,215.32
Police Protection	151,507.00	Reserve For Uncollected Taxes	234,691.10	1992 TAXES COLLECTED	2,910,010.00
Civil Defense & Disaster Control	3,255.00	CAPITAL OUTLAY TOTAL	572,210.18	1992 Taxes Cancelled, Abated or Adjusted	
Environmental Inspection & Control	7,350.00	Public Enterprises	19,016.45	Transfer to Tax Title Liens or Foreclosed	
Other Public Safety		Recreation-Culture	430,388.24	Balance Outstanding Dec. 31, 1992	146,205.32
PUBLIC WORKS		Public Works	61,381.10	PRIOR YEARS TAXES OUTSTANDING	
Streets and Drainage	124,935.00	Buildings and Grounds	61,424.39	Balance January 1, 1992	102,288.42
Sewers and Sewage Processing	14,500.00	Library and Education		Collected in 1992	81,592.11
Garbage and Trash Disposal	245,760.00	Conservation		Cancelled, Abated or Adjusted 1992	
Public Buildings and Grounds	20,000.00	All Other		Transfers to Tax Title Liens or Foreclosed	
Other Public Works	4,337.07	CAPITAL DEBT AUTHORIZED, DECEMBER 31, 1992		Balance December 31, 1992	20,696.31
HEALTH and WELFARE		ISSUED AND UNISSUED		TAX TITLE LIENS OUTSTANDING	
Health Services Except Environmental	22,960.00	School	90,396	Balance January 1, 1992	
Welfare-Public Assistance	2,000.00	Self-Liquidating	260,225	Transfer From Taxes	
Hospital, Clinics, First Aid	1,000.00	Other	904,180	Redeemed in 1992	
Animal, Insect, & Rodent Control	6,800.00	Total	1,254,801	Cancelled, Abated or Adjusted (1992)	
Other Welfare Services		ISSUED AND OUTSTANDING		Transfers to Foreclosed Property	
RECREATION and CONSERVATION		School	90,396.03	Balance December 31, 1992	
Beaches and Boardwalks	144,800.00	Self-Liquidating	788,841.00	PROPERTY ACQUIRED BY DEED OR FORECLOSURE	
Parks, Playgrounds, Shade Trees	8,400.00	Other	879,237.03	Balance January 1, 1992	38,250.00
Land Reclamation & Conservation	1,447.66	Total		Transfers From Taxes or Liens	
Other Recreational Services	20,250.00	EQUALIZED VALUATION BASIS		Sale for Cash (1992)	
EDUCATION (excluding schools)		FOR NET DEBT COMPUTATION	338,439,414	Cancelled, Abated or Adjusted (1992)	
Libraries		REAL PROPERTY VALUATIONS		Balance December 31, 1992	38,250.00
Other Educational Services		Code Class # of Parcels % VAL'N		CURRENT FINANCES DECEMBER 31, 1992	
STATUTORY EXPENDITURES				ASSETS	
Pensions & F. L. C. A.	26,405.00	1 Vacant Land 121 7.25	23,654,100.00	Cash Dec. 31, 1992	943,778.55
Employee Fringe Benefits	15,451.00	2 Residential 1062 85.14	277,953,149.00	Taxes Receivable	166,901.63
Other Statutory Expenditures	3,667.86	3 Farm		Tax Title Liens	
CETA And Other Public Employment Programs		4a Commercial 49 7.01	22,892,025.00	Foreclosed Property	38,250.00
MUNICIPAL FUNCTIONS TOTAL	1,109,129.59	4b Industrial		Emergencies & Other Deferred Charges	15,000.00
CAPITAL IMPROVEMENTS *MEMO*	20,000.00	4c Apartments 6 .60	1,966,100.00	State and Federal Aid Receivable	
DEBT SERVICE		Total	326,465,374.00	Other Receivables	6,776.70
Principal Payments	40,525.00	Land Area .70 Sq. Miles		Total	1,170,706.88
Interest Payments	5,725.22	Net Valuation Taxable-Municipal	327,105,906	LIABILITIES, RESERVES, AND SURPLUS	
DEFERRED CHARGES	21,100.00	Net Valuation Taxable-County	323,851,486	Cash Liabilities	413,466.81
SCHOOL, COUNTY, SPECIAL DISTRICT TAXES	2,523,531.53	State Equalized Valuation	325,805,247	Reserves for Receivables	211,928.33
RESERVE FOR UNCOLLECTED TAXES	234,691.10	State Equalization Ratio	100.60	Surplus Dec. 31, 1992	545,311.74
EXPENDITURES TOTAL	3,934,802.44			Total	1,170,706.88

0433
 Population 1980 7,418
 Population 1990 6,774
 S & P Rating AAA
 Maady Rating A

General Tax Rate Per \$100 4.60
 State Equalized Tax Rate 3.07

BARRINGTON BOROUGH - CAMDEN CO.
 Form of Government:
Borough Council
 Number of Members on Governing Body - 6

PER CAPITA:
 Gross Debt 443.58
 Net Debt 442.00
 Debt Service 65.96
 Total Tax Levy 1,136.33
 Municipal Expenditures 519.67

PER CENT:
 Gross Debt 1.20
 Net Debt 1.20
 Tax Levy Collected 96.50
 Tax Levy Cancelled, Abated or Adjusted .06

EXPENDITURES	REVENUES-REALIZED	1992 PROPERTY TAX
GENERAL GOVERNMENT		STATE EQUALIZED TAX RATE 1.41
Governing Body & Public Boards		Local District School Taxes 3,540,744.91
Municipal Clerk		Regional & Consolidated School Tax
Financial Administration 33,337.47	1992 Property Taxes Collected 7,433,832.77	School Taxes in Municipal Budget
Assessment of Taxes 29,866.00	1992 Payments in Lieu of Taxes	County Taxes .84 *
Collection of Taxes 20,046.90	Delinquent Tax & Lien Collections 208,300.50	County Library Taxes .03
Planning, Housing & Development 15,716.00	Business Personalty Replacement Taxes 241,286.48	Local Municipal Purpose Taxes .79
Human Resources 44,969.57	Taxes from Public Utilities 372,737.00	Veteran & Senior Citizen Taxes
Elections	Other Miscellaneous Tax Revenues	Total Taxes for Rate Computation 3.07
General Administration (other) 383,437.05	State Aid Revenues 381,959.55	Special District Taxes
JUDICIARY	Federal Aid Revenues	Bank Corp. Taxes
Municipal Courts 47,160.54	State and Local Fiscal Assistance Act Utilized	Added and Omitted Taxes
PUBLIC SAFETY	Sale of Acquired Property	Total Taxes Levied - ABSTRACT 7,697,486.99
Fire Protection 63,233.90	Other Miscellaneous Revenues 334,764.82	Total Taxes Billed 7,703,156.17
Police Protection 738,463.55	Prior Years Surplus Appropriated 353,050.00	1992 TAXES COLLECTED 7,433,832.77
Civil Defense & Disaster Control 5,000.00	REVENUES TOTAL 9,325,930.12	1992 Taxes Cancelled, Abated or Adjusted 4,400.25
Environmental Inspection & Control	Reserve For Uncollected Taxes 300,200.00	Transfer to Tax Title Liens or Foreclosed 15,012.47
Other Public Safety	CAPITAL OUTLAY TOTAL 478,207.67	Balance Outstanding Dec. 31, 1992 249,910.69
PUBLIC WORKS	Public Enterprises 435,036.26	PRIOR YEARS TAXES OUTSTANDING
Streets and Drainage 791,378.58	Recreation-Culture	Balance January 1, 1992 215,126.40
Sewers and Sewage Processing	Public Works 43,171.41	Collected in 1992 194,131.86
Garbage and Trash Disposal	Buildings and Grounds	Cancelled, Abated or Adjusted 1992
Public Buildings and Grounds 20,250.00	Library and Education	Transfers to Tax Title Liens or Foreclosed
Other Public Works 23,300.00	Conservation	Balance December 31, 1992 20,994.54
HEALTH and WELFARE	All Other	TAX TITLE LIENS OUTSTANDING
Health Services Except Environmental 5,886.00		Balance January 1, 1992 63,292.42
Welfare-Public Assistance 1,924.00	CAPITAL DEBT AUTHORIZED, DECEMBER 31, 1992	Transfer From Taxes 15,012.47
Hospital, Clinics, First Aid	ISSUED AND UNISSUED GROSS DEBT NET DEBT	Redeemed in 1992 14,168.64
Animal, Insect, & Rodent Control	School	Cancelled, Abated or Adjusted (1992)
Other Welfare Services	Self-Liquidating 757,359 751,356	Transfers to Foreclosed Property
RECREATION and CONSERVATION	Other 2,247,438 2,242,779	Balance December 31, 1992 64,136.25
Beaches and Boardwalks 14,623.50	Total 3,004,797 2,994,136	PROPERTY ACQUIRED BY DEED OR FORECLOSURE
Parks, Playgrounds, Shade Trees 11,250.87	ISSUED AND OUTSTANDING	Balance January 1, 1992 25,342.00
Land Reclamation & Conservation 38,225.00	School	Transfers From Taxes or Liens
Other Recreational Services	Self-Liquidating 640,000.00	Sale for Cash (1992)
EDUCATION (excluding schools)	Other 1,749,000.00	Cancelled, Abated or Adjusted (1992)
Libraries	Total 2,389,000.00	Balance December 31, 1992 25,342.00
Other Educational Services	EQUALIZED VALUATION BASIS	CURRENT FINANCES DECEMBER 31, 1992
STATUTORY EXPENDITURES	FOR NET DEBT COMPUTATION 249,398,274	ASSETS
Pensions & F. L. C. A. 96,500.00	REAL PROPERTY VALUATIONS	Cash Dec. 31, 1992 972,471.88
Employee Fringe Benefits 333,618.09	Code Class # of Parcels % VAL'N	Taxes Receivable 270,905.22
Other Statutory Expenditures 5,000.00	1 Vacant Land 72 .73	Tax Title Liens 64,136.25
CETA And Other Public Employment Programs	2 Residential 1992 75.84	Foreclosed Property 25,342.00
MUNICIPAL FUNCTIONS TOTAL 2,773,237.02	3 Farm 2 .13	Emergencies & Other Deferred Charges
CAPITAL IMPROVEMENTS *MEMO* 61,000.00	4a Commercial 63 6.62	State and Federal Aid Receivable 10,072.50
DEBT SERVICE	4b Industrial 12 10.04	Other Receivables 12,514.39
Principal Payments 315,000.00	4c Apartments 8 6.63	Total 1,355,442.24
Interest Payments 131,735.50	Total 2149	LIABILITIES, RESERVES, AND SURPLUS
DEFERRED CHARGES	Land Area 1.59 Sq. Miles	Cash Liabilities 363,261.03
SCHOOL, COUNTY, SPECIAL DISTRICT TAXES 5,717,220.76	Net Valuation Taxable-Municipal 167,384,167	Reserves for Receivables 372,897.86
RESERVE FOR UNCOLLECTED TAXES 300,200.00	Net Valuation Taxable-County 262,000,205	Surplus Dec. 31, 1992 619,283.35
EXPENDITURES TOTAL 9,237,443.23	State Equalized Valuation 250,655,859	Total 1,355,442.24
	State Equalization Ratio 66.70	

Population 1980 1,344
 Population 1990 1,580
 S & P Rating
 Moody Rating

General Tax Rate Per \$100. 3.07
 State Equalized Tax Rate 1.82

BASS RIVER TOWNSHIP - BURLINGTON CO.

Form of Government:
 Commission (1911)

Number of Members on Governing Body - 3

PER CAPITA:

Gross Debt 1,522.94
 Net Debt 461.99
 Debt Service 19.15
 Total Tax Levy 903.35
 Municipal Expenditures 525.06

PER CENT:

Gross Debt 3.15
 Net Debt .96
 Tax Levy Collected 84.94
 Tax Levy Cancelled, Abated or Adjusted

EXPENDITURES		REVENUES-REALIZED		1992 PROPERTY TAX	
GENERAL GOVERNMENT				STATE EQUALIZED TAX RATE	
Governing Body & Public Boards		1992 Property Taxes Collected	1,212,346.23	Local District School Taxes	.68 533,311.00
Municipal Clerk		1992 Payments in Lieu of Taxes		Regional & Consolidated School Tax	.57 441,061.46
Financial Administration	30,500.00	Delinquent Tax & Lien Collections	265,904.98	School Taxes in Municipal Budget	
Assessment of Taxes	14,000.00	Business Personalty Replacement Taxes	22,269.80	County Taxes	.54 424,384.79
Collection of Taxes	22,000.00	Taxes from Public Utilities	82,519.00	County Library Taxes	.03 25,932.63
Planning, Housing & Development	5,100.00	Other Miscellaneous Tax Revenues		Local Municipal Purpose Taxes	
Human Resources	16,767.00	State Aid Revenues	81,639.97	Veteran & Senior Citizen Taxes	19,250.00
Elections		Federal Aid Revenues		Total Taxes for Rate Computation	1.82 1,443,939.89
General Administration (other)	112,600.00	State and Local Fiscal Assistance Act Utilized		Special District Taxes	
JUDICIARY		Sale of Acquired Property		Bank Corp. Taxes	
Municipal Courts	95,000.00	Other Miscellaneous Revenues	284,022.46	Added and Omitted Taxes	2,601.16
PUBLIC SAFETY				Total Taxes Levied - ABSTRACT	1,427,291.04
Fire Protection	18,694.00			Total Taxes Billed	1,427,291.04
Police Protection	5,000.00	Prior Years Surplus Appropriated	362,000.00	1992 TAXES COLLECTED	1,212,346.23
Civil Defense & Disaster Control	1,500.00	REVENUES TOTAL	2,310,702.44	1992 Taxes Cancelled, Abated or Adjusted	
Environmental Inspection & Control	14,500.00	Reserve For Uncollected Taxes	264,000.00	Transfer to Tax Title Liens or Foreclosed	
Other Public Safety		CAPITAL OUTLAY TOTAL	33,587.04	Balance Outstanding Dec. 31, 1992	214,944.81
PUBLIC WORKS				PRIOR YEARS TAXES OUTSTANDING	
Streets and Drainage	110,600.00	Public Enterprises		Balance January 1, 1992	283,190.21
Sewers and Sewage Processing	24,900.00	Recreation-Culture		Collected in 1992	255,222.08
Garbage and Trash Disposal	17,700.00	Public Works	11,500.00	Cancelled, Abated or Adjusted 1992	
Public Buildings and Grounds	11,000.00	Buildings and Grounds	22,087.04	Transfers to Tax Title Liens or Foreclosed	
Other Public Works	2,790.00	Library and Education		Balance December 31, 1992	27,968.13
HEALTH and WELFARE		Conservation		TAX TITLE LIENS OUTSTANDING	
Health Services Except Environmental	700.00	All Other		Balance January 1, 1992	142,663.57
Welfare-Public Assistance	2,500.00			Transfer From Taxes	
Hospital, Clinics, First Aid		CAPITAL DEBT AUTHORIZED, DECEMBER 31, 1992		Redeemed in 1992	10,682.90
Animal, Insect, & Radent Control	5,710.00	ISSUED AND UNISSUED		Cancelled, Abated or Adjusted (1992)	
Other Welfare Services		School	1,676,302	Transfers to Foreclosed Property	
RECREATION and CONSERVATION		Self-Liquidating		Balance December 31, 1992	131,980.67
Beaches and Boardwalks		Other	729,946	PROPERTY ACQUIRED BY DEED OR FORECLOSURE	
Parks, Playgrounds, Shade Trees		Total	2,406,248	Balance January 1, 1992	102,300.00
Land Reclamation & Conservation		ISSUED AND OUTSTANDING		Transfers From Taxes or Liens	
Other Recreational Services	1,000.00	School	1,676,302.54	Sale for Cash (1992)	
EDUCATION (excluding schools)		Self-Liquidating		Cancelled, Abated or Adjusted (1992)	
Libraries	275.00	Other	546,950.00	Balance December 31, 1992	102,300.00
Other Educational Services		Total	2,223,152.54	CURRENT FINANCES DECEMBER 31, 1992	
STATUTORY EXPENDITURES		EQUALIZED VALUATION BASIS FOR NET DEBT COMPUTATION		ASSETS	
Pensions & F. L. C. A.	22,100.00		76,292,643	Cash Dec. 31, 1992	615,508.99
Employee Fringe Benefits		REAL PROPERTY VALUATIONS		Taxes Receivable	242,912.94
Other Statutory Expenditures	400.00	Code Class # of Parcels % VAL'N	ASSESSED VALUATION	Tax Title Liens	131,980.67
CETA And Other Public Employment Programs		1 Vacant Land 607 10.37	4,556,100.00	Foreclosed Property	102,300.00
MUNICIPAL FUNCTIONS TOTAL	535,336.00	2 Residential 513 70.75	32,011,100.00	Emergencies & Other Deferred Charges	
CAPITAL IMPROVEMENTS *MEMO*	10,000.00	3 Farm 13 1.94	879,250.00	State and Federal Aid Receivable	47,760.00
DEBT SERVICE		4a Commercial 51 17.24	7,799,300.00	Other Receivables	51,546.90
Principal Payments	15,300.00	4b Industrial		Total	1,192,009.50
Interest Payments	14,964.30	4c Apartments		LIABILITIES, RESERVES, AND SURPLUS	
DEFERRED CHARGES		Total 1184	45,245,750.00	Cash Liabilities	211,930.92
SCHOOL, COUNTY, SPECIAL DISTRICT TAXES	1,424,639.88	Land Area 77.35 Sq. Miles		Reserves for Receivables	527,245.76
RESERVE FOR UNCOLLECTED TAXES	264,000.00	Net Valuation Taxable-Municipal	46,297,733	Surplus Dec. 31, 1992	452,832.82
EXPENDITURES TOTAL	2,254,290.18	Net Valuation Taxable-County	77,458,063	Total	1,192,009.50
		State Equalized Valuation	77,300,298		
		State Equalization Ratio	59.34		

Population 1980 **1,340**
 Population 1990 **1,226**
 S & P Rating
 Moody Rating

General Tax Rate Per \$100. **1.08**
 State Equalized Tax Rate **1.01**

BAY HEAD BOROUGH - OCEAN COUNTY
 Form of Government:
Borough Council
 Number of Members on Governing Body - 6

PER CAPITAL:
 Gross Debt **21.04**
 Net Debt **21.04**
 Debt Service **79.69**
 Total Tax Levy **3,352.70**
 Municipal Expenditures **2,124.30**

PER CENT:
 Gross Debt **.01**
 Net Debt **.01**
 Tax Levy Collected **96.37**
 Tax Levy Cancelled, Abated or Adjusted **.37**

EXPENDITURES		REVENUES-REALIZED		1992 PROPERTY TAX	
GENERAL GOVERNMENT		1992 Property Taxes Collected		STATE EQUALIZED TAX RATE 1.060,695.00	
Governing Body & Public Boards			3,961,078.25	Local District School Taxes	.26
Municipal Clerk				Regional & Consolidated School Tax	
Financial Administration	30,100.00			School Taxes in Municipal Budget	
Assessment of Taxes	14,600.00			County Taxes	.41 *
Collection of Taxes	35,000.00			County Library Taxes	.03
Planning, Housing & Development	13,000.00			Local Municipal Purpose Taxes	.30
Human Resources	49,766.50			Veteran & Senior Citizen Taxes	
Elections	500.00			Total Taxes for Rate Computation	1.00
General Administration (other)	226,925.55			Special District Taxes	
JUDICIARY				Bank Corp. Taxes	
Municipal Courts	37,600.00			Added and Omitted Taxes	8,264.23
PUBLIC SAFETY				Total Taxes Levied - ABSTRACT	4,110,410.82
Fire Protection	60,549.60			Total Taxes Billed	4,110,410.82
Police Protection	377,268.22			1992 TAXES COLLECTED	3,961,078.25
Civil Defense & Disaster Control	2,750.00			1992 Taxes Cancelled, Abated or Adjusted	15,253.69
Environmental Inspection & Control	18,000.00			Transfer to Tax Title Liens or Foreclosed	
Other Public Safety				Balance Outstanding Dec. 31, 1992	134,078.88
PUBLIC WORKS				PRIOR YEARS TAXES OUTSTANDING	
Streets and Drainage	126,000.00			Balance January 1, 1992	195,577.80
Sewers and Sewage Processing	488,600.00			Collected in 1992	182,659.95
Garbage and Trash Disposal	190,000.00			Cancelled, Abated or Adjusted 1992	
Public Buildings and Grounds	59,500.00			Transfers to Tax Title Liens or Foreclosed	
Other Public Works	17,000.00			Balance December 31, 1992	12,917.85
HEALTH and WELFARE				TAX TITLE LIENS OUTSTANDING	
Health Services Except Environmental	1,100.00			Balance January 1, 1992	11,437.56
Welfare-Public Assistance	900.00			Transfer From Taxes	
Hospital, Clinics, First Aid				Redeemed in 1992	11,283.96
Animal, Insect, & Rodent Control	74.41			Cancelled, Abated or Adjusted (1992)	
Other Welfare Services				Transfers to Foreclosed Property	
RECREATION and CONSERVATION				Balance December 31, 1992	153.60
Beaches and Boardwalks	1,514.80			PROPERTY ACQUIRED BY DEED OR FORECLOSURE	
Parks, Playgrounds, Shade Trees	14,000.00			Balance January 1, 1992	
Land Reclamation & Conservation	155,935.46			Transfers From Taxes or Liens	
Other Recreational Services	5,000.00			Sale for Cash (1992)	
EDUCATION (excluding schools)				Cancelled, Abated or Adjusted (1992)	
Libraries	1,000.00			Balance December 31, 1992	
Other Educational Services				CURRENT FINANCES DECEMBER 31, 1992	
STATUTORY EXPENDITURES				ASSETS	
Pensions & F. I. C. A.	135,619.53			Cash Dec. 31, 1992	1,179,461.71
Employee Fringe Benefits	100,000.00			Taxes Receivable	146,996.73
Other Statutory Expenditures				Tax Title Liens	153.60
CETA And Other Public Employment Programs				Foreclosed Property	
MUNICIPAL FUNCTIONS				Emergencies & Other Deferred Charges	189,200.00
TOTAL	2,162,366.07			State and Federal Aid Receivable	81,757.57
CAPITAL IMPROVEMENTS				Other Receivables	114,179.62
DEBT SERVICE	12,930.13			Total	1,711,749.23
Principal Payments	80,000.00			LIABILITIES, RESERVES, AND SURPLUS	
Interest Payments	6,663.42			Cash Liabilities	643,071.47
DEFERRED CHARGES				Reserves for Receivables	330,629.20
SCHOOL, COUNTY, SPECIAL DISTRICT TAXES	92,637.42			Surplus Dec. 31, 1992	738,048.56
SCHOOL, COUNTY, SPECIAL DISTRICT TAXES	2,872,146.59			Total	1,711,749.23
RESERVE FOR UNCOLLECTED TAXES	262,630.73				
EXPENDITURES	5,476,562.28				
TOTAL					

*Includes County Health Service Taxes, County Vocational School Taxes, or County Open Space Tax. See Table 13.

Population 1980 65,047
 Population 1990 61,444
 S & P Rating A
 Moody Rating AAA

General Tax Rate Per \$100. 2.92
 State Equalized Tax Rate 2.69

BAYONNE CITY - HUDSON COUNTY
 Form of Government:
Mayor-Council Plan C (OMCL 50)
 Number of Members on Governing Body - 5

PER CAPITA:
 Gross Debt 1,262.26
 Net Debt 494.30
 Debt Service 53.48
 Total Tax Levy 1,211.99
 Municipal Expenditures 776.31

PER CENT:
 Gross Debt 2.73
 Net Debt 1.07
 Tax Levy Collected 95.33
 Tax Levy Cancelled, Abated or Adjusted .40

EXPENDITURES		REVENUES-REALIZED		1992 PROPERTY TAX	
GENERAL GOVERNMENT				STATE EQUALIZED TAX RATE	
Governing Body & Public Boards	381,900.00	1992 Property Taxes Collected	57,666,237.41	Local District School Taxes	1.04 28,794,833.00
Municipal Clerk	205,200.00	1992 Payments in Lieu of Taxes	506,305.21	Regional & Consolidated School Tax	
Financial Administration	404,700.00	Delinquent Tax & Lien Collections	1,562,275.02	School Taxes in Municipal Budget	.09 2,376,804.00
Assessment of Taxes	210,000.00	Business Personality Replacement Taxes	2,816,890.00	County Taxes	.65 17,991,893.27
Collection of Taxes	194,000.00	Taxes from Public Utilities	2,964,066.00	County Library Taxes	
Planning, Housing & Development	225,800.00	Other Miscellaneous Tax Revenues	6,299,225.53	Local Municipal Purpose Taxes	.92 25,270,848.43
Human Resources	766,118.00	Federal Aid Revenues		Veteran & Senior Citizen Taxes	439,150.00
Elections	39,500.00	State and Local Fiscal Assistance Act Utilized		Total Taxes for Rate Computation	2.70 74,873,528.70
General Administration (other)	1,874,000.00	Sale of Acquired Property		Special District Taxes	
JUDICIARY		Other Miscellaneous Revenues	8,250,331.35	Bank Corp. Taxes	
Municipal Courts	714,000.00	Total	90,065,330.52	Added and Omitted Taxes	35,175.60
PUBLIC SAFETY		PRIOR YEARS Surplus Appropriated	2,372,870.00	Total Taxes Levied - ABSTRACT	74,469,554.30
Fire Protection	8,191,135.00	REVENUES TOTAL	92,438,200.52	Total Taxes Billed	70,983,778.79
Police Protection	8,398,232.60	Reserve For Uncollected Taxes	3,000,000.00	1992 TAXES COLLECTED	67,666,237.41
Civil Defense & Disaster Control	42,100.00	CAPITAL OUTLAY	TOTAL	1992 Taxes Cancelled, Abated or Adjusted	282,025.44
Environmental Inspection & Control	352,500.00	Public Enterprises	15,538,670.91	Transfer to Tax Title Liens or Foreclosed	
Other Public Safety		Recreation-Culture	2,890,291.06	Balance Outstanding Dec. 31, 1992	3,035,515.94
PUBLIC WORKS		Public Works	11,150.00	PRIOR YEARS TAXES OUTSTANDING	
Streets and Drainage	3,133,400.00	Buildings and Grounds	57,853.20	Balance January 1, 1992	3,692,070.20
Sewers and Sewage Processing	3,450,000.00	Library and Education	12,579,371.65	Collected in 1992	1,490,056.54
Garbage and Trash Disposal	210,000.00	Conservation		Cancelled, Abated or Adjusted 1992	
Public Buildings and Grounds	1,010,000.00	All Other		Transfers to Tax Title Liens or Foreclosed	570,010.66
Other Public Works	363,900.00	CAPITAL DEBT AUTHORIZED, DECEMBER 31, 1992		Balance December 31, 1992	1,632,003.00
HEALTH and WELFARE		ISSUED AND UNISSUED		TAX TITLE LIENS OUTSTANDING	
Health Services Except Environmental	1,153,803.00	School	41,100,600	Balance January 1, 1992	257,976.35
Welfare-Public Assistance	272,600.00	Self-Liquidating	16,856,719	Transfer From Taxes	57,010.66
Hospital, Clinics, First Aid	26,915.00	Other	19,500,931	Redeemed in 1992	72,218.48
Animal, Insect, & Rodent Control		Total	77,558,250	Cancelled, Abated or Adjusted (1992)	
Other Welfare Services		ISSUED AND OUTSTANDING		Transfers to Foreclosed Property	
RECREATION and CONSERVATION		School	38,295,600.00	Balance December 31, 1992	242,768.53
Beaches and Boardwalks	627,000.00	Self-Liquidating	15,126,719.00	PROPERTY ACQUIRED BY DEED OR FORECLOSURE	
Parks, Playgrounds, Shade Trees	715,000.00	Other	17,404,931.50	Balance January 1, 1992	2,746,341.00
Land Reclamation & Conservation	147,300.00	Total	70,827,250.50	Transfers From Taxes or Liens	
Other Recreational Services		EQUALIZED VALUATION BASIS		Sale for Cash (1992)	
EDUCATION (excluding schools)		FOR NET DEBT COMPUTATION	2,842,483,359	Cancelled, Abated or Adjusted (1992)	
Libraries	1,494,600.00	REAL PROPERTY VALUATIONS		Balance December 31, 1992	2,746,341.00
Other Educational Services	119,000.00	Code Class # of Parcels % VAL'N ASSESSED VALUATION		CURRENT FINANCES DECEMBER 31, 1992	
STATUTORY EXPENDITURES		1 Vacant Land 445 3.34 84,709,800.00		ASSETS	
Pensions & F. I. C. A.	1,545,788.00	2 Residential 10614 55.93 1,418,147,200.00		Cash Dec. 31, 1992	9,381,209.30
Employee Fringe Benefits	4,140,000.00	3 Farm 372,460,500.00		Taxes Receivable	4,667,518.94
Other Statutory Expenditures		4a Commercial 161 21.54 546,027,700.00		Tax Title Liens	242,768.53
CETA And Other Public Employment Programs		4b Industrial 326 4.50 114,104,900.00		Foreclosed Property	2,746,341.00
MUNICIPAL FUNCTIONS	TOTAL	Total 12852 2,535,450,100.00		Emergencies & Other Deferred Charges	
CAPITAL IMPROVEMENTS	*MEMO*	Land Area 5.39 Sq. Miles		State and Federal Aid Receivable	83,153.08
DEBT SERVICE		Net Valuation Taxable-Municipal	2,547,752,369	Other Receivables	1,155,221.67
Principal Payments	1,716,637.40	Net Valuation Taxable-County	2,911,671,005	Total	18,276,212.52
Interest Payments	1,569,567.16	State Equalized Valuation	2,759,566,436	LIABILITIES, RESERVES, AND SURPLUS	
TYPE I SCHL DEBT *MEMO		State Equalization Ratio	92.29	Cash Liabilities	3,732,940.02
DEFERRED CHARGES				Reserves for Receivables	8,815,802.66
SCHOOL, COUNTY, SPECIAL DISTRICT TAXES	49,163,530.27			Surplus Dec. 31, 1992	5,727,469.86
RESERVE FOR UNCOLLECTED TAXES	3,000,000.00			Total	18,276,212.52
EXPENDITURES	TOTAL				
	96,862,860.91				

1503

Population 1980 1,714
 Population 1990 1,475
 S & P Rating AAA
 Moody Rating AAA

General Tax Rate Per \$100 1.34
 State Equalized Tax Rate 1.24

BEACH HAVEN BOROUGH - OCEAN CO.

Form of Government:
 Commission (1911)

Number of Members on Governing Body - 3

PER CAPITA:

Gross Debt 3,072.16
 Net Debt 1,993.29
 Debt Service 269.42
 Total Tax Levy 4,933.94
 Municipal Expenditures 3,280.21

PER CENT:

Gross Debt .76
 Net Debt .50
 Tax Levy Collected 94.09
 Tax Levy Cancelled, Abated or Adjusted 2.20

EXPENDITURES		REVENUES-REALIZED		1992 PROPERTY TAX	
GENERAL GOVERNMENT		1992 Property Taxes Collected 6,849,519.56		STATE EQUALIZED TAX RATE	
Governing Body & Public Boards		1992 Payments in Lieu of Taxes		Local District School Taxes	.73 766,489.00
Municipal Clerk		Delinquent Tax & Lien Collections	282,546.43	Regional & Consolidated School Tax	.25 1,480,877.88
Financial Administration	114,825.00	Business Personalty Replacement Taxes	25,666.52	School Taxes in Municipal Budget	
Assessment of Taxes	40,100.00	Taxes from Public Utilities	207,206.00	County Taxes	.39 2,306,288.76
Collection of Taxes	55,600.00	Other Miscellaneous Tax Revenues		County Library Taxes	
Planning, Housing & Development	43,570.00	State Aid Revenues	174,495.59	Local Municipal Purpose Taxes	.46 2,714,734.94
Human Resources	41,630.06	Federal Aid Revenues		Veteran & Senior Citizen Taxes	23,650.00
Elections	975.00	State and Local Fiscal Assistance Act Utilized		Total Taxes for Rate Computation	1.23 7,292,040.58
General Administration (other)	421,637.00	Sole of Acquired Property		Special District Taxes	
JUDICIARY		Other Miscellaneous Revenues	561,126.04	Bank Corp. Taxes	
Municipal Courts	50,755.00	Total	8,100,560.14	Added and Omitted Taxes	9,175.07
PUBLIC SAFETY		Prior Years Surplus Appropriated	1,051,000.00	Total Taxes Levied - ABSTRACT	7,277,565.65
Fire Protection	21,926.00	REVENUES TOTAL	9,151,560.14	Total Taxes Billed	7,279,817.18
Police Protection	945,329.90	Reserve For Uncollected Taxes	460,705.81	1992 TAXES COLLECTED	6,849,519.56
Civil Defense & Disaster Control	7,100.00	CAPITAL OUTLAY TOTAL	568,475.49	1992 Taxes Cancelled, Abated or Adjusted	159,905.68
Environmental Inspection & Control	1,750.00	Public Enterprises	114,395.82	Transfer to Tax Title Liens or Foreclosed	354.57
Other Public Safety		Recreation-Culture	28,500.00	Balance Outstanding Dec. 31, 1992	270,037.37
PUBLIC WORKS		Public Works	126,184.45	PRIOR YEARS TAXES OUTSTANDING	
Streets and Drainage	351,605.00	Buildings and Grounds	299,395.22	Balance January 1, 1992	292,722.04
Sewers and Sewage Processing	41,805.00	Library and Education		Collected in 1992	282,546.43
Garbage and Trash Disposal	557,093.00	Conservation		Cancelled, Abated or Adjusted 1992	683.80
Public Buildings and Grounds	85,450.00	All Other		Transfers to Tax Title Liens or Foreclosed	
Other Public Works	227,970.00	Capital Debt Authorized, December 31, 1992		Balance December 31, 1992	9,491.81
HEALTH and WELFARE		ISSUED AND UNISSUED		TAX TITLE LIENS OUTSTANDING	
Health Services Except Environmental	38,005.00	School	158,249	Balance January 1, 1992	4,182.68
Welfare-Public Assistance	3,000.00	Self-Liquidating	1,433,084	Transfer From Taxes	354.57
Hospital, Clinics, First Aid	3,000.00	Other	2,940,107	Redeemed in 1992	
Animal, Insect, & Rodent Control	9,230.00	Total	4,531,441	Cancelled, Abated or Adjusted (1992)	
Other Welfare Services		ISSUED AND OUTSTANDING		Transfers to Foreclosed Property	
RECREATION and CONSERVATION		School	158,249.71	Balance December 31, 1992	4,537.25
Beaches and Boardwalks	159,450.00	Self-Liquidating	910,275.70	PROPERTY ACQUIRED BY DEED OR FORECLOSURE	
Parks, Playgrounds, Shade Trees	16,150.00	Other	2,902,492.34	Balance January 1, 1992	24,705.00
Land Reclamation & Conservation	4,265.69	Total	3,971,017.75	Transfers From Taxes or Liens	
Other Recreational Services	17,300.00	EQUALIZED VALUATION BASIS FOR NET DEBT COMPUTATION		Sole for Cosh (1992)	
EDUCATION (excluding schools)		REAL PROPERTY VALUATIONS		Cancelled, Abated or Adjusted (1992)	
Libraries	216,200.00	Code Class # of Parcels % VAL'N ASSESSED VALUATION		Balance December 31, 1992	24,705.00
Other Educational Services	750.00	1 Vacant Land 367 4.76 25,794,000.00		CURRENT FINANCES DECEMBER 31, 1992	
STATUTORY EXPENDITURES		2 Residential 2049 81.79 44,323,100.00		ASSETS	
Pensions & F. L. C. A.	138,282.00	3 Farm 59,488,125.00		Cash Dec. 31, 1992	2,139,404.75
Employee Fringe Benefits	260,663.50	4a Commercial 114 10.98 59,488,125.00		Taxes Receivable	279,529.18
Other Statutory Expenditures	15,825.60	4b Industrial 20 2.47 13,405,900.00		Tax Title Liens	4,537.25
CETA And Other Public Employment Programs		4c Apartments 2550 561,911,125.00		Foreclosed Property	24,705.00
MUNICIPAL FUNCTIONS TOTAL	3,891,342.75	Total Land Area 1.00 Sq. Miles		Emergencies & Other Deferred Charges	314,644.00
CAPITAL IMPROVEMENTS *MEMO*	38,000.00	Net Valuation Taxable-Municipal	543,396,266	State and Federal Aid Receivable	
DEBT SERVICE		Net Valuation Taxable-County	600,355,620	Other Receivables	17,942.93
Principal Payments	218,136.82	State Equalized Valuation	585,819,897	Total	2,780,763.16
Interest Payments	179,209.55	State Equalization Ratio	92.74	LIABILITIES, RESERVES, AND SURPLUS	
DEFERRED CHARGES	88,868.40			Cash Liabilities	1,369,729.56
SCHOOL COUNTY, SPECIAL DISTRICT TAXES	4,553,655.64			Reserves for Receivables	326,714.41
RESERVE FOR UNCOLLECTED TAXES	460,705.81			Surplus Dec. 31, 1992	1,084,319.19
EXPENDITURES TOTAL	9,391,968.97			Total	2,780,763.16

Population 1980 7,687
 Population 1990 9,324
 S & P Rating 388+
 Moody Rating AAA

General Tax Rate Per \$100 1.77
 State Equalized Tax Rate 1.99

BEACHWOOD BOROUGH - OCEAN COUNTY

Form of Government:

Borough Council

Number of Members on Governing Body - 6

PER CAPITA:

Gross Debt 725.79
 Net Debt 415.38
 Debt Service 59.32
 Total Tax Levy 760.42
 Municipal Expenditures 448.07

PER CENT:

Gross Debt 1.77
 Net Debt 1.02
 Tax Levy Collected 93.51
 Tax Levy Cancelled, Abated or Adjusted .85

EXPENDITURES		REVENUES-REALIZED			1992 PROPERTY TAX	
GENERAL GOVERNMENT		REVENUES-REALIZED			STATE EQUALIZED TAX RATE	
Governing Body & Public Boards		1992 Property Taxes Collected	6,632,375.55	Local District School Taxes		
Municipal Clerk		1992 Payments in Lieu of Taxes		Regional & Consolidated School Tax	1.04	3,880,036.41
Financial Administration	75,471.04	Delinquent Tax & Lien Collections	365,602.68	School Taxes in Municipal Budget		
Assessment of Taxes	12,440.00	Business Personality Replacement Taxes	10,925.88	County Taxes	.41 *	1,519,685.32
Collection of Taxes	57,420.00	Taxes from Public Utilities	408,173.00	County Library Taxes	.03	122,050.26
Planning, Housing & Development	15,555.00	Other Miscellaneous Tax Revenues		Local Municipal Purpose Taxes	.41	1,517,757.10
Human Resources	60,346.96	State Aid Revenues	438,472.45	Veteran & Senior Citizen Taxes		92,200.00
Elections	2,000.00	Federal Aid Revenues		Total Taxes for Rate Computation	1.89	7,131,729.09
General Administration (other)	411,690.00	State and Local Fiscal Assistance Act Utilized		Special District Taxes		
JUDICIARY		State of Acquired Property		Bank Corp. Taxes		
Municipal Courts	62,582.06	Other Miscellaneous Revenues	373,170.26	Added and Omitted Taxes		50,668.58
PUBLIC SAFETY		Total	8,228,719.82	Total Taxes Levied - ABSTRACT		7,090,197.67
Fire Protection	103,996.00	Prior Years Surplus Appropriated	1,498,199.85	Total Taxes Billed		7,092,460.68
Police Protection	785,101.39	REVENUES TOTAL	9,726,919.67	1992 TAXES COLLECTED		6,632,375.55
Civil Defense & Disaster Control	5,791.00	Reserve For Uncollected Taxes	498,243.00	1992 Taxes Cancelled, Abated or Adjusted		61,017.16
Environmental Inspection & Control	19,630.00	CAPITAL OUTLAY TOTAL	293,116.31	Transfer to Tax Title Liens or Foreclosed		33,533.24
Other Public Safety				Balance Outstanding Dec. 31, 1992		365,534.73
PUBLIC WORKS		Public Enterprises	35,024.93	PRIOR YEARS TAXES OUTSTANDING		
Streets and Drainage	121,660.00	Recreation-Culture	1,185.00	Balance January 1, 1992		297,740.33
Sewers and Sewage Processing	242,318.00	Public Works	120,123.66	Collected in 1992		285,660.84
Garbage and Trash Disposal	324,385.00	Buildings and Grounds	136,782.72	Cancelled, Abated or Adjusted 1992		
Public Buildings and Grounds	99,480.00	Library and Education		Transfers to Tax Title Liens or Foreclosed		3,190.66
Other Public Works	310,940.00	Conservation		Balance December 31, 1992		8,888.83
HEALTH and WELFARE		All Other		TAX TITLE LIENS OUTSTANDING		
Health Services Except Environmental	955.00	CAPITAL DEBT AUTHORIZED, DECEMBER 31, 1992		Balance January 1, 1992		164,608.69
Welfare-Public Assistance	8,217.00	ISSUED AND UNISSUED		Transfer From Taxes		37,390.17
Hospital, Clinics, First Aid		School	701,915	Redeemed in 1992		79,941.84
Animal, Insect, & Rodent Control	1,596.00	Self-Liquidating	2,192,351	Cancelled, Abated or Adjusted (1992)		
Other Welfare Services		Other	3,873,000	Transfers to Foreclosed Property		
RECREATION and CONSERVATION		Total	6,767,267	Balance December 31, 1992		122,057.02
Beaches and Boardwalks	8,131.00	ISSUED AND OUTSTANDING		PROPERTY ACQUIRED BY DEED OR FORECLOSURE		
Parks, Playgrounds, Shade Trees	2,857.00	School	701,915.79	Balance January 1, 1992		1,022,602.00
Land Reclamation & Conservation		Self-Liquidating	1,667,000.00	Transfers From Taxes or Liens		
Other Recreational Services	4,370.00	Other	2,973,200.00	Sale for Cash (1992)		
EDUCATION (excluding schools)		Total	5,347,115.79	Cancelled, Abated or Adjusted (1992)		
Libraries	1,060.00	EQUALIZED VALUATION BASIS		Balance December 31, 1992		1,022,602.00
Other Educational Services		FOR NET DEBT COMPUTATION	379,057.641	CURRENT FINANCES DECEMBER 31, 1992		
STATUTORY EXPENDITURES		REAL PROPERTY VALUATIONS		ASSETS		
Pensions & F. L. C. A.	113,188.00	Code Class # of Parcels % VAL'N		Cash Dec. 31, 1992		2,301,182.51
Employee Fringe Benefits	258,500.00	1 Vacant Land 993 6.29		Taxes Receivable		374,423.56
Other Statutory Expenditures	15,000.00	2 Residential 3183 89.81		Tax Title Liens		122,057.02
CETA And Other Public Employment Programs		3 Farm		Foreclosed Property		1,022,602.00
MUNICIPAL FUNCTIONS TOTAL	3,124,680.45	4a Commercial 73 3.90		Emergencies & Other Deferred Charges		12,645.35
CAPITAL IMPROVEMENTS *MEMO*	25,000.00	4b Industrial		State and Federal Aid Receivable		
DEBT SERVICE		4c Apartments		Other Receivables		298,206.14
Principal Payments	348,100.00	Total	4249	Total		4,121,116.59
Interest Payments	204,997.85	Land Area 2.80 Sq. Miles		LIABILITIES, RESERVES, AND SURPLUS		
DEFERRED CHARGES	1,800.00	Net Valuation Taxable-Municipal	398,291,350	Cash Liabilities		1,119,377.42
SCHOOL, COUNTY, SPECIAL DISTRICT TAXES	5,521,771.99	Net Valuation Taxable-County	390,274,476	Reserves for Receivables		1,807,288.72
RESERVE FOR UNCOLLECTED TAXES	498,243.00	State Equalized Valuation	372,149,170	Surplus Dec. 31, 1992		1,194,450.44
EXPENDITURES TOTAL	9,699,593.29	State Equalization Ratio	107.05	Total		4,121,116.59

*Includes County Health Service Taxes, County Vocational School Taxes, or County Open Space Tax. See Table 13.

1991

Population 1980 2,469
 Population 1990 7,086
 S & P Rating
 Moody Rating AA1

General Tax Rate Per \$100. 1.22
 State Equalized Tax Rate 1.16

BEDMINSTER TOWNSHIP - SOMERSET CO.

Form of Government:

Township Committee

Number of Members on Governing Body - 3

PER CAPITA:

Gross Debt 1,645.56
 Net Debt 1,103.02
 Debt Service 114.69
 Total Tax Levy 1,957.50
 Municipal Expenditures 785.96

PER CENT:

Gross Debt 1.02
 Net Debt .69
 Tax Levy Collected 97.35
 Tax Levy Cancelled, Abated or Adjusted .32

EXPENDITURES		REVENUES-REALIZED			1992 PROPERTY TAX		
GENERAL GOVERNMENT		CAPITAL OUTLAY			STATE EQUALIZED TAX RATE		
Governing Body & Public Boards		1992 Property Taxes Collected		13,567,853.60	Local District School Taxes	.52	6,257,937.00
Municipal Clerk		1992 Payments in Lieu of Taxes			Regional & Consolidated School Tax		
Financial Administration	130,322.40	Delinquent Tax & Lien Collections		370,298.22	School Taxes in Municipal Budget		
Assessment of Taxes	88,325.00	Business Personalty Replacement Taxes		59,576.56	County Taxes	.39 *	4,707,104.87
Collection of Taxes	54,443.00	Taxes from Public Utilities		622,467.00	County Library Taxes		
Planning, Housing & Development	180,120.00	Other Miscellaneous Tax Revenues			Local Municipal Purpose Taxes	.23	2,809,446.80
Human Resources	52,308.00	State Aid Revenues		182,746.47	Veteran & Senior Citizen Taxes		22,900.00
Elections		Federal Aid Revenues			Total Taxes for Rote Computation	1.14	13,797,388.67
General Administration (other)	828,252.00	State and Local Fiscal Assistance Act Utilized			Special District Taxes		
JUDICIARY		Sole of Acquired Property			Bank Corp. Taxes		
Municipal Courts	119,847.00	Other Miscellaneous Revenues		597,904.39	Added and Omitted Taxes		96,384.76
PUBLIC SAFETY		Prior Years Surplus Appropriated			Total Taxes Levied - ABSTRACT		13,870,873.43
Fire Protection	209,891.15	REVENUES TOTAL		17,000,846.24	Total Taxes Billed		13,937,837.93
Police Protection	838,013.51	Reserve For Uncollected Taxes		718,359.19	1992 TAXES COLLECTED		13,567,853.60
Civil Defense & Disaster Control	5,500.00	TOTAL		801,838.16	1992 Taxes Cancelled, Abated or Adjusted		44,602.60
Environmental Inspection & Control	68,182.00				Transfer to Tax Title Liens or Foreclosed		
Other Public Safety					Balance Outstanding Dec. 31, 1992		325,381.93
PUBLIC WORKS					PRIOR YEARS TAXES OUTSTANDING		
Streets and Drainage	575,375.00	Public Enterprises		626,828.45	Balance January 1, 1992		369,836.04
Sewers and Sewage Processing	55,000.00	Recreation-Culture		6,475.00	Collected in 1992		325,152.55
Garbage and Trash Disposal	3,600.00	Public Works		108,745.91	Cancelled, Abated or Adjusted 1992		.38
Public Buildings and Grounds	61,170.00	Buildings and Grounds		59,788.80	Transfers to Tax Title Liens or Foreclosed		
Other Public Works		Library and Education			Balance December 31, 1992		44,683.11
HEALTH and WELFARE		Conservation			TAX TITLE LIENS OUTSTANDING		
Health Services Except Environmental	79,039.00	All Other			Balance January 1, 1992		45,145.67
Welfare-Public Assistance	9,225.00				Transfer From Taxes		
Hospital, Clinics, First Aid					Redeemed in 1992		45,145.67
Animal, Insect, & Rodent Control					Cancelled, Abated or Adjusted (1992)		
Other Welfare Services					Transfers to Foreclosed Property		
RECREATION and CONSERVATION					Balance December 31, 1992		
Beaches and Boardwalks					PROPERTY ACQUIRED BY DEED OR FORECLOSURE		
Parks, Playgrounds, Shade Trees	16,332.96				Balance January 1, 1992		
Land Reclamation & Conservation	32,800.00				Transfers From Taxes or Liens		
Other Recreational Services					Sale for Cash (1992)		
EDUCATION (excluding schools)					Cancelled, Abated or Adjusted (1992)		
Libraries	240,925.00				Balance December 31, 1992		
Other Educational Services	3,200.00				CURRENT FINANCES DECEMBER 31, 1992		
STATUTORY EXPENDITURES					ASSETS		
Pensions & F. I. C. A.	87,169.00				Cash Dec. 31, 1992		5,845,540.15
Employee Fringe Benefits	210,000.00				Taxes Receivable		370,065.04
Other Statutory Expenditures					Tax Title Liens		
CETA And Other Public Employment Programs					Foreclosed Property		
MUNICIPAL FUNCTIONS TOTAL	3,969,040.02				Emergencies & Other Deferred Charges		52,000.00
CAPITAL IMPROVEMENTS	135,000.00				State and Federal Aid Receivable		12,393.88
DEBT SERVICE					Other Receivables		204.09
Principal Payments	429,404.16				Total		6,290,203.16
Interest Payments	383,301.48				LIABILITIES, RESERVES, AND SURPLUS		
DEFERRED CHARGES	39,175.70				Cash Liabilities		1,077,232.93
SCHOOL, COUNTY, SPECIAL DISTRICT TAXES	10,765,041.87				Reserves for Receivables		370,269.13
RESERVE FOR UNCOLLECTED TAXES	718,359.19				Surplus Dec. 31, 1992		4,832,701.10
EXPENDITURES TOTAL	16,534,332.42				Total		6,290,203.16

*Includes County Health Service Taxes, County Vocational School Taxes, or County Open Space Tax. See Table 13.

0701

Population 1980 35,367
 Population 1990 34,213
 S & P Rating
 Moody Rating AAA

General Tax Rate Per \$100. 10.32
 State Equalized Tax Rate 3.09

BELLEVILLE TOWNSHIP - ESSEX COUNTY
 Form of Government
 Commission (1911)
 Number of Members on Governing Body - 5

PER CAPITA:
 Gross Debt 357.17
 Net Debt 323.00
 Debt Service* 27.06
 Total Tax Levy 1,361.80
 Municipal Expenditures 797.30

PER CENT:
 Gross Debt .77
 Net Debt .70
 Tax Levy Collected 94.72
 Tax Levy Cancelled, Abated or Adjusted .42

EXPENDITURES		REVENUES-REALIZED		1992 PROPERTY TAX	
GENERAL GOVERNMENT		REVENUES-REALIZED		STATE EQUALIZED TAX RATE	
Governing Body & Public Boards		1992 Property Taxes Collected	44,171,560.98	Local District School Taxes	1.37
Municipal Clerk	130,601.87	1992 Payments in Lieu of Taxes		Regional & Consolidated School Tax	
Financial Administration	312,919.00	Delinquent Tax & Lien Collections	1,781,584.52	School Taxes in Municipal Budget	
Assessment of Taxes	89,298.00	Business Personality Replacement Taxes	910,853.94	County Taxes	.65
Collection of Taxes	151,520.00	Taxes from Public Utilities	1,865,883.24	County Library Taxes	
Planning, Housing & Development	115,436.00	Other Miscellaneous Tax Revenues		Local Municipal Purpose Taxes	1.08
Human Resources	446,982.50	State Aid Revenues	5,373,052.10	Veteran & Senior Citizen Taxes	
Elections	53,000.00	Federal Aid Revenues		Total Taxes for Rate Computation	3.10
General Administration (other)	1,885,891.49	State and Local Fiscal Assistance Act Utilized		Special District Taxes	
JUDICIARY		Sale of Acquired Property		Bank Corp. Taxes	
Municipal Courts	252,217.22	Other Miscellaneous Revenues	2,267,088.53	Added and Omitted Taxes	
PUBLIC SAFETY		Total	56,370,023.21	Total Taxes Levied - ABSTRACT	115,378.61
Fire Protection	3,740,924.50	Prior Years Surplus Appropriated	68,000.00	Total Taxes Billed	46,591,330.57
Police Protection	4,811,231.66	REVENUES TOTAL	56,438,023.21	1992 TAXES COLLECTED	44,171,560.98
Civil Defense & Disaster Control	16,791.00	Reserve For Uncollected Taxes	2,212,337.49	1992 Taxes Cancelled, Abated or Adjusted	194,243.92
Environmental Inspection & Control	207,348.00	CAPITAL OUTLAY	TOTAL	Transfer to Tax Title Liens or Foreclosed	374,878.93
Other Public Safety			3,330,508.81	Balance Outstanding Dec. 31, 1992	1,892,899.74
PUBLIC WORKS		Public Enterprises		PRIOR YEARS TAXES OUTSTANDING	
Streets and Drainage	1,501,638.82	Recreation—Culture		Balance January 1, 1992	2,089,303.43
Sewers and Sewage Processing	1,418,879.00	Public Works	1,262,587.01	Collected in 1992	1,458,422.91
Garbage and Trash Disposal	2,508,000.00	Buildings and Grounds	2,067,921.80	Cancelled, Abated or Adjusted 1992	16,763.76
Public Buildings and Grounds	1,003,374.54	Library and Education		Transfers to Tax Title Liens or Foreclosed	138,923.35
Other Public Works	90,000.00	Conservation		Balance December 31, 1992	475,193.41
HEALTH and WELFARE		All Other		TAX TITLE LIENS OUTSTANDING	
Health Services Except Environmental	638,464.00	CAPITAL DEBT AUTHORIZED, DECEMBER 31, 1992		Balance January 1, 1992	1,033,758.71
Welfare—Public Assistance	131,607.33	ISSUED AND UNISSUED		Transfer From Taxes	539,247.74
Hospital, Clinics, First Aid		GROSS DEBT		Redeemed in 1992	323,161.61
Animal, Insect, & Rodent Control	23,500.00	School	219,000	Cancelled, Abated or Adjusted (1992)	
Other Welfare Services		Self-Liquidating	340,000	Transfers to Foreclosed Property	
RECREATION and CONSERVATION		Other	11,560,966	Balance December 31, 1992	1,249,844.84
Beaches and Boardwalks		Total	12,219,966	PROPERTY ACQUIRED BY DEED OR FORECLOSURE	
Parks, Playgrounds, Shade Trees	233,009.29	ISSUED AND OUTSTANDING		Balance January 1, 1992	60,400.00
Land Reclamation & Conservation	13,194.20	School	219,000.00	Transfers From Taxes or Liens	
Other Recreational Services	280,454.00	Self-Liquidating	70,000.00	Sale for Cash (1992)	
EDUCATION (excluding schools)		Other	10,981,500.00	Cancelled, Abated or Adjusted (1992)	
Libraries	592,631.00	Total	11,270,500.00	Balance December 31, 1992	60,400.00
Other Educational Services		EQUALIZED VALUATION BASIS		CURRENT FINANCES DECEMBER 31, 1992	
STATUTORY EXPENDITURES		FOR NET DEBT COMPUTATION		ASSETS	
Pensions & F. L. C. A.	557,297.00	REAL PROPERTY VALUATIONS		Cash Dec. 31, 1992	10,577,873.75
Employee Fringe Benefits	2,812,101.16	Code Class # of Parcels % VALN		Taxes Receivable	2,368,093.15
Other Statutory Expenditures		1 Vacant Land 310 .50		Tax Title Liens	1,249,844.84
CETA And Other Public Employment Programs		2 Residential 8141 71.87		Foreclosed Property	60,400.00
MUNICIPAL FUNCTIONS		3 Farm		Emergencies & Other Deferred Charges	114,724.88
CAPITAL IMPROVEMENTS		4a Commercial 580 12.62		State and Federal Aid Receivable	75,694.00
DEBT SERVICE		4b Industrial 150 7.35		Other Receivables	380,681.24
Principal Payments	201,433.85	4c Apartments 124 7.66		Total	14,827,311.85
Interest Payments	724,491.91	Total 9305		LIABILITIES, RESERVES, AND SURPLUS	
DEFERRED CHARGES		Land Area 3.30 Sq. Miles		Cash Liabilities	9,992,473.03
SCHOOL, COUNTY, SPECIAL DISTRICT TAXES	123,479.09	Net Valuation Taxable-Municipal	450,757,800	Reserves for Receivables	4,059,519.23
RESERVE FOR UNCOLLECTED TAXES	30,232,796.27	Net Valuation Taxable-County	1,568,883,219	Surplus Dec. 31, 1992	775,319.60
EXPENDITURES		State Equalized Valuation	1,497,626,271	Total	14,827,311.86
TOTAL	57,510,850.19	State Equalization Ratio	29.99		

0434

Population 1980 13,721
 Population 1990 12,603
 S & P Rating
 Moody Rating 3AA

General Tax Rate Per \$100. 2.76
 State Equalized Tax Rate 2.56

BELLMWR BOROUGH - CAMDEN COUNTY

Form of Government:

Borough Council

Number of Members on Governing Body - 6

PER CAPITA: Gross Debt 357.86 PER CENT: Gross Debt .99
 Net Debt 171.95 Net Debt .48
 Debt Service 78.88 Tax Levy Collected 95.14
 Total Tax Levy 958.01 Tax Levy Cancelled, Abated
 Municipal Expenditures 471.00 or Adjusted .84

EXPENDITURES		REVENUES-REALIZED			1992 PROPERTY TAX	
GENERAL GOVERNMENT		CAPITAL OUTLAY			STATE EQUALIZED TAX RATE	
Governing Body & Public Boards	34,250.00	1992 Property Taxes Collected	11,499,018.60		Local District School Taxes	.93 4,362,719.00
Municipal Clerk		1992 Payments in Lieu of Taxes			Regional & Consolidated School Tax	.34 1,608,529.41
Financial Administration	24,303.40	Delinquent Tax & Lien Collections	436,526.12		School Taxes in Municipal Budget	
Assessment of Taxes	24,200.00	Business Personalty Replacement Taxes	104,440.88		County Taxes	.82 3,841,622.94
Collection of Taxes	67,450.00	Taxes from Public Utilities	711,241.00		County Library Taxes	.03 125,584.93
Planning, Housing & Development	6,130.00	Other Miscellaneous Tax Revenues			Local Municipal Purpose Taxes	.45 2,106,000.00
Human Resources	72,829.00	State Aid Revenues	821,689.77		Veteran & Senior Citizen Taxes	
Elections	8,800.00	Federal Aid Revenues			Total Taxes for Rate Computation	2.57 12,242,406.28
General Administration (other)	538,374.34	State and Local Fiscal Assistance Act Utilized			Special District Taxes	
JUDICIARY		Sale of Acquired Property			Bank Corp. Taxes	
Municipal Courts	123,525.00	Other Miscellaneous Revenues	1,224,370.07		Added and Omitted Taxes	29,350.52
PUBLIC SAFETY		Total	14,797,285.44		Total Taxes Levied - ABSTRACT	12,073,806.80
Fire Protection	112,903.70	Prior Years Surplus Appropriated	679,000.00		Total Taxes Billed	12,086,235.29
Police Protection	890,554.70	REVENUES TOTAL	15,475,285.44		1992 TAXES COLLECTED	11,499,018.60
Civil Defense & Disaster Control	4,160.00	Reserve For Uncollected Taxes	663,495.22		1992 Taxes Cancelled, Abated or Adjusted	101,103.09
Environmental Inspection & Control	66,307.00	TOTAL	399,337.49		Transfer to Tax Title Liens or Foreclosed	966.00
Other Public Safety					Balance Outstanding Dec. 31, 1992	485,147.60
PUBLIC WORKS					PRIOR YEARS TAXES OUTSTANDING	
Streets and Drainage	754,353.00	Public Enterprises	36,149.40		Balance January 1, 1992	491,314.10
Sewers and Sewage Processing		Recreation-Culture			Collected in 1992	434,053.78
Garbage and Trash Disposal	532,000.00	Public Works	31,385.59		Cancelled, Abated or Adjusted 1992	.11
Public Buildings and Grounds	75,150.00	Buildings and Grounds	331,802.50		Transfers to Tax Title Liens or Foreclosed	3,863.19
Other Public Works	23,750.00	Library and Education			Balance December 31, 1992	53,397.02
HEALTH and WELFARE		Conservation			TAX TITLE LIENS OUTSTANDING	
Health Services Except Environmental	17,100.00	All Other			Balance January 1, 1992	79,906.00
Welfare-Public Assistance	8,535.00				Transfer From Taxes	5,893.02
Hospital, Clinics, First Aid					Redeemed in 1992	2,472.34
Animal, Insect, & Rodent Control	8,000.00				Cancelled, Abated or Adjusted (1992)	
Other Welfare Services					Transfers to Foreclosed Property	
RECREATION and CONSERVATION					Balance December 31, 1992	93,326.68
Beaches and Boardwalks					PROPERTY ACQUIRED BY DEED OR	
Parks, Playgrounds, Shade Trees	156,450.00				FORECLOSURE	
Land Reclamation & Conservation	1,000.00				Balance January 1, 1992	14,761.00
Other Recreational Services	19,200.00				Transfers From Taxes or Liens	
EDUCATION (excluding schools)					Sale for Cash (1992)	
Libraries	11,580.00				Cancelled, Abated or Adjusted (1992)	
Other Educational Services					Balance December 31, 1992	14,761.00
STATUTORY EXPENDITURES					CURRENT FINANCES DECEMBER 31, 1992	
Pensions & F. I. C. A.	242,664.20				ASSETS	
Employee Fringe Benefits	450,638.02				Cash Dec. 31, 1992	2,004,194.84
Other Statutory Expenditures	275.00				Taxes Receivable	538,544.62
CETA And Other Public Employment Programs					Tax Title Liens	83,326.68
MUNICIPAL FUNCTIONS TOTAL	4,274,482.36				Foreclosed Property	14,761.00
CAPITAL IMPROVEMENTS *MEMO*	40,000.00				Emergencies & Other Deferred Charges	
DEBT SERVICE					State and Federal Aid Receivable	
Principal Payments	900,600.00				Other Receivables	109,144.25
Interest Payments	93,500.72				Total	2,749,971.39
DEFERRED CHARGES	3,891.15				LIABILITIES, RESERVES, AND SURPLUS	
SCHOOL, COUNTY, SPECIAL DISTRICT TAXES	9,933,456.28				Cash Liabilities	1,719,271.43
RESERVE FOR UNCOLLECTED TAXES	663,495.22				Reserves for Receivables	745,776.55
EXPENDITURES TOTAL	15,874,425.73				Surplus Dec. 31, 1992	294,923.41
					Total	2,749,971.39

1335
 Population 1980 6,771
 Population 1990 5,877
 S & P Rating AAA
 Moody Rating AAA

General Tax Rate Per \$100. 1.91
 State Equalized Tax Rate 2.21

BELMAR BOROUGH - MONMOUTH COUNTY

Form of Government:
Commission (1911)

Number of Members on Governing Body - 3

PER CAPITA: PER CENT:
 Gross Debt 1,044.66 Gross Debt 1.33
 Net Debt 1,013.62 Net Debt 1.33
 Debt Service 188.47 Tax Levy Collected 91.76
 Total Tax Levy 1,610.69 Tax Levy Cancelled, Abated or Adjusted 1.43
 Municipal Expenditures 1,511.71

EXPENDITURES		REVENUES-REALIZED		1992 PROPERTY TAX	
GENERAL GOVERNMENT		CAPITAL OUTLAY		STATE EQUALIZED TAX RATE	
Governing Body & Public Boards		1992 Property Taxes Collected	9,686,762.23	Local District School Taxes	.66
Municipal Clerk		1992 Payments in Lieu of Taxes		Regional & Consolidated School Tax	
Financial Administration	119,368.00	Delinquent Tax & Lien Collections	1,013,403.62	School Taxes in Municipal Budget	
Assessment of Taxes	33,203.00	Business Personalty Replacement Taxes	57,040.00	County Taxes	.45 *
Collection of Taxes	45,988.00	Taxes from Public Utilities	312,075.42	County Library Taxes	
Planning, Housing & Development	23,232.00	Other Miscellaneous Tax Revenues		Local Municipal Purpose Taxes	1.09
Human Resources	30,201.00	State Aid Revenues	589,608.98	Veteran & Senior Citizen Taxes	
Elections	2,950.00	Federal Aid Revenues		Total Taxes for Rate Computation	2.20
General Administration (other)	741,261.00	State and Local Fiscal Assistance Act Utilized		Special District Taxes	
JUDICIARY		Sale of Acquired Property		Bank Corp. Taxes	
Municipal Courts	263,866.72	Other Miscellaneous Revenues	2,855,969.16	Added and Omitted Taxes	4,076.46
PUBLIC SAFETY		Total	13,514,859.41	Total Taxes Levied - ABSTRACT	9,466,054.25
Fire Protection	160,083.20	Prior Years Surplus Appropriated	810,289.00	Total Taxes Billed	9,467,087.40
Police Protection	1,448,827.26	REVENUES TOTAL	14,325,147.41	1992 TAXES COLLECTED	8,686,762.23
Civil Defense & Disaster Control	17,000.00	Reserve For Uncollected Taxes	814,894.72	1992 Taxes Cancelled, Abated or Adjusted	135,504.76
Environmental Inspection & Control	80,440.00	TOTAL	1,134,835.46	Transfer to Tax Title Liens or Foreclosed	59,421.35
Other Public Safety				Balance Outstanding Dec. 31, 1992	595,399.06
PUBLIC WORKS				PRIOR YEARS TAXES OUTSTANDING	
Streets and Drainage	850,041.00	Public Enterprises	463,879.71	Balance January 1, 1992	651,647.05
Sewers and Sewage Processing	194,061.00	Recreation-Culture	43,043.24	Collected in 1992	643,440.85
Garbage and Trash Disposal	579,422.00	Public Works	424,649.81	Cancelled, Abated or Adjusted 1992	
Public Buildings and Grounds	470,400.00	Buildings and Grounds	203,262.70	Transfers to Tax Title Liens or Foreclosed	
Other Public Works	815,436.00	Library and Education		Balance December 31, 1992	8,206.20
HEALTH and WELFARE		Conservation		TAX TITLE LIENS OUTSTANDING	
Health Services Except Environmental		All Other		Balance January 1, 1992	325,035.65
Welfare-Public Assistance	23,157.00	CAPITAL DEBT AUTHORIZED, DECEMBER 31, 1992		Transfer From Taxes	59,421.35
Hospital, Clinics, First Aid		ISSUED AND UNISSUED	GROSS DEBT	Redeemed in 1992	369,962.77
Animal, Insect, & Rodent Control	7,150.00	School		Cancelled, Abated or Adjusted (1992)	
Other Welfare Services		Self-Liquidating	2,700,942	Transfers to Foreclosed Property	
RECREATION and CONSERVATION		Other	3,438,500	Balance December 31, 1992	14,494.23
Beaches and Boardwalks		Total	6,139,442	PROPERTY ACQUIRED BY DEED OR FORECLOSURE	
Parks, Playgrounds, Shade Trees	103,550.00	ISSUED AND OUTSTANDING		Balance January 1, 1992	16,850.00
Land Reclamation & Conservation	2,000.00	School		Transfers From Taxes or Liens	
Other Recreational Services	48,100.00	Self-Liquidating	2,006,668.51	Sale for Cash (1992)	
EDUCATION (excluding schools)		Other	3,181,000.00	Cancelled, Abated or Adjusted (1992)	
Libraries	147,098.00	Total	5,137,668.51	Balance December 31, 1992	16,850.00
Other Educational Services		EQUALIZED VALUATION BASIS		CURRENT FINANCES DECEMBER 31, 1992	
STATUTORY EXPENDITURES		FOR NET DEBT COMPUTATION	445,831,658	ASSETS	
Pensions & F. L. C. A.	157,323.00	REAL PROPERTY VALUATIONS		Cash Dec. 31, 1992	3,978,868.09
Employee Fringe Benefits	506,500.00	Code Class # of Parcels % VAL'N	ASSESSED VALUATION	Taxes Receivable	593,605.26
Other Statutory Expenditures	10,000.00	1 Vacant Land 59 1.13	5,600,100.00	Tax Title Liens	14,494.23
CETA And Other Public Employment Programs		2 Residential 2442 79.01	391,655,700.00	Foreclosed Property	16,850.00
MUNICIPAL FUNCTIONS		3 Farm		Emergencies & Other Deferred Charges	125,600.00
CAPITAL IMPROVEMENTS	60,000.00	4a Commercial 161 14.62	72,450,900.00	State and Federal Aid Receivable	9,756.74
DEBT SERVICE		4b Industrial 4 .32	1,570,900.00	Other Receivables	249,810.73
Principal Payments	850,000.00	4c Apartments 42 4.92	26,400,500.00	Total	4,988,985.05
Interest Payments	257,665.00	Total 2708	495,678,100.00	LIABILITIES, RESERVES, AND SURPLUS	
DEFERRED CHARGES	76,055.00	Land Area 1.00 Sq. Miles		Cash Liabilities	1,674,896.24
SCHOOL, COUNTY, SPECIAL DISTRICT TAXES	4,786,457.87	Net Valuation Taxable-Municipal	496,485,359	Reserves for Receivables	874,760.22
RESERVE FOR UNCOLLECTED TAXES	814,894.72	Net Valuation Taxable-County	445,207,893	Surplus Dec. 31, 1992	2,439,328.59
EXPENDITURES TOTAL	13,670,738.77	State Equalized Valuation	429,928,634	Total	4,988,985.05
		State Equalization Ratio	115.51		

*Includes County Health Service Taxes, County Vocational School Taxes, or County Open Space Tax. See Table 13.

2103

Population 1980 2,475
 Population 1990 2,669
 S & P Rating
 Moody Rating AAA

General Tax Rate Per \$100. 2.53
 State Equalized Tax Rate 2.49

BELVIDERE TOWN - WARREN COUNTY

Form of Government:
Town Council

Number of Members on Governing Body - 6

PER CAPITA: PER CENT:
 Gross Debt 1,155.06 Gross Debt 2.16
 Net Debt 125.09 Net Debt .23
 Debt Service 19.14 Tax Levy Collected 89.72
 Total Tax Levy 1,280.76 Tax Levy Cancelled, Abated
 Municipal Expenditures 692.86 or Adjusted .98

EXPENDITURES		REVENUES-REALIZED		1992 PROPERTY TAX	
GENERAL GOVERNMENT				STATE EQUALIZED TAX RATE →	
Governing Body & Public Boards		1992 Property Taxes Collected	3,068,152.62	Local District Schaal Taxes	1.42 1,940,665.00
Municipal Clerk		1992 Payments in Lieu of Taxes		Regional & Consolidated School Tax	
Financial Administration	20,172.62	Delinquent Tax & Lien Collections	411,548.53	School Taxes in Municipal Budget	
Assessment of Taxes	16,712.91	Business Personality Replacement Taxes	98,083.48	County Taxes	.69 939,667.91
Collection of Taxes	15,785.91	Taxes from Public Utilities	399,662.00	County Library Taxes	
Planning, Housing & Development	18,725.00	Other Miscellaneous Tax Revenues		Local Municipal Purpose Taxes	.38 526,493.12
Human Resources	30,805.00	State Aid Revenues	133,148.11	Veteran & Senior Citizen Taxes	
Elections		Federal Aid Revenues		Total Taxes for Rate Computation	2.49 3,430,126.03
General Administration (other)	299,072.17	State and Local Fiscal Assistance Act Utilized		Special District Taxes	
JUDICIARY		Sale of Acquired Property		Bank Corp. Taxes	
Municipal Courts	37,139.00	Other Miscellaneous Revenues	118,536.06	Added and Omitted Taxes	11,529.20
PUBLIC SAFETY		Total	4,229,130.80	Total Taxes Levied - ABSTRACT	3,418,355.23
Fire Protection	60,200.00	Prior Years Surplus Appropriated	545,000.00	Total Taxes Billed	3,419,869.75
Police Protection	249,721.40	REVENUES TOTAL	4,774,130.80	1992 TAXES COLLECTED	3,058,152.62
Civil Defense & Disaster Control	4,500.00	Reserve For Uncollected Taxes	381,387.40	1992 Taxes Cancelled, Abated or Adjusted	33,358.92
Environmental Inspection & Control		CAPITAL OUTLAY TOTAL	54,012.02	Transfer to Tax Title Liens or Foreclosed	53,018.68
Other Public Safety		Public Enterprises		Balance Outstanding Dec. 31, 1992	265,339.53
PUBLIC WORKS		Recreation—Culture		PRIOR YEARS TAXES OUTSTANDING	
Streets and Drainage	179,983.08	Public Works	54,012.02	Balance January 1, 1992	172,331.75
Sewers and Sewage Processing		Buildings and Grounds		Collected in 1992	139,992.82
Garbage and Trash Disposal	203,734.04	Library and Education		Cancelled, Abated or Adjusted 1992	20,817.72
Public Buildings and Grounds	34,448.22	Conservation		Transfers to Tax Title Liens or Foreclosed	11,134.46
Other Public Works		All Other		Balance December 31, 1992	386.75
HEALTH and WELFARE		CAPITAL DEBT AUTHORIZED, DECEMBER 31, 1992		TAX TITLE LIENS OUTSTANDING	
Health Services Except Environmental	7,500.00	ISSUED AND UNISSUED		Balance January 1, 1992	297,379.88
Welfare-Public Assistance	2,390.50	School	1,164,000	Transfer From Taxes	66,030.06
Hospital, Clinics, First Aid		Self-Liquidating	1,585,000	Redeemed in 1992	271,555.71
Animal, Insect, & Rodent Control		Other	333,860	Cancelled, Abated or Adjusted (1992)	
Other Welfare Services		Total	3,082,860	Transfers to Foreclosed Property	
RECREATION and CONSERVATION		ISSUED AND OUTSTANDING		Balance December 31, 1992	81,854.23
Beaches and Boardwalks	9,000.00	School	1,164,000.00	PROPERTY ACQUIRED BY DEED OR FORECLOSURE	
Parks, Playgrounds, Shade Trees	17,337.10	Self-Liquidating	1,585,000.00	Balance January 1, 1992	
Land Reclamation & Conservation	2,000.00	Other	249,241.00	Transfers From Taxes or Liens	
Other Recreational Services		Total	2,998,241.00	Sale for Cash (1992)	
EDUCATION (excluding schools)		EQUALIZED VALUATION BASIS FOR NET DEBT COMPUTATION	142,876,896	Cancelled, Abated or Adjusted (1992)	
Libraries	49,240.31	REAL PROPERTY VALUATIONS		Balance December 31, 1992	
Other Educational Services	500.00	Code Class # of Parcels % VAL'N	ASSESSED VALUATION	CURRENT FINANCES DECEMBER 31, 1992	
STATUTORY EXPENDITURES		1 Vacant Land 126 4.03	5,343,400.00	ASSETS	
Pensions & F. L. C. A.	68,422.00	2 Residential 779 61.57	81,612,201.00	Cash Dec. 31, 1992	1,287,223.55
Employee Fringe Benefits	69,379.00	3 Farm 12 .33	433,900.00	Taxes Receivable	265,726.28
Other Statutory Expenditures	5,100.00	4a Commercial 103 15.16	20,100,500.00	Tax Title Liens	81,854.23
CETA And Other Public Employment Programs		4b Industrial 12 16.74	22,188,050.00	Foreclosed Property	
MUNICIPAL FUNCTIONS TOTAL	1,401,868.26	4c Apartments 9 2.17	2,881,200.00	Emergencies & Other Deferred Charges	9,700.00
CAPITAL IMPROVEMENTS *MEMO*	57,036.99	Total 1041	132,559,251.00	State and Federal Aid Receivable	
DEBT SERVICE		Land Area 1.30 Sq. Miles		Other Receivables	25,305.79
Principal Payments	40,235.00	Net Valuation Taxable-Municipal	134,716,341	Total	1,669,809.84
Interest Payments	10,796.95	Net Valuation Taxable-County	148,950,681	LIABILITIES, RESERVES, AND SURPLUS	
DEFERRED CHARGES	14,908.50	State Equalized Valuation	136,981,389	Cash Liabilities	393,578.07
SCHOOL, COUNTY, SPECIAL DISTRICT TAXES	2,880,332.91	State Equalization Ratio	98.32	Reserves for Receivables	372,886.29
RESERVE FOR UNCOLLECTED TAXES	381,387.40			Surplus Dec. 31, 1992	903,345.48
EXPENDITURES TOTAL	4,729,579.02			Total	1,669,809.84

0233
 Population 1980 25,568
 Population 1990 24,458
 S & P Rating
 Moody Rating A1

General Tax Rate Per \$100. 2.65
 State Equalized Tax Rate 2.53

BERGENFIELD BOROUGH - BERGEN CO.

Form of Government:

Borough Council

Number of Members on Governing Body - 6

PER CAPITA: Gross Debt 340.83 PER CENT: Gross Debt .55
 Net Debt 258.13 Net Debt .42
 Debt Service 37.27 Tax Levy Collected 97.90
 Total Tax Levy 1,502.21 Tax Levy Cancelled, Abated or Adjusted .27
 Municipal Expenditures 667.33

EXPENDITURES		REVENUES-REALIZED		1992 PROPERTY TAX	
GENERAL GOVERNMENT				STATE EQUALIZED TAX RATE	
Governing Body & Public Boards		1992 Property Taxes Collected	36,013,043.90	Local District School Taxes	1.53 22,249,152.50
Municipal Clerk		1992 Payments in Lieu of Taxes		Regional & Consolidated School Tax	
Financial Administration	18,000.00	Delinquent Tax & Lien Collections	493,952.96	School Taxes in Municipal Budget	
Assessment of Taxes	62,889.88	Business Personalty Replacement Taxes	227,290.49	County Taxes	.27 3,961,927.58
Collection of Taxes	183,315.22	Taxes from Public Utilities	1,045,412.14	County Library Taxes	
Planning, Housing & Development	7,320.00	Other Miscellaneous Tax Revenues		Local Municipal Purpose Taxes	.72 10,511,651.09
Human Resources	90,877.34	State Aid Revenues	3,217,497.31	Veteran & Senior Citizen Taxes	200,900.00
Elections		Federal Aid Revenues		Total Taxes for Rate Computation	2.52 36,923,631.17
General Administration (other)	1,042,546.37	State and Local Fiscal Assistance Act Utilized		Special District Taxes	
JUDICIARY		Sale of Acquired Property		Bank Corp. Taxes	
Municipal Courts	134,214.26	Other Miscellaneous Revenues	921,863.00	Added and Omitted Taxes	18,295.27
PUBLIC SAFETY		Total	41,919,064.80	Total Taxes Levied - ABSTRACT	36,741,026.44
Fire Protection	619,309.00	Prior Years Surplus Appropriated	220,000.00	Total Taxes Billed	36,784,907.44
Police Protection	3,517,611.11	REVENUES TOTAL	42,139,064.80	1992 TAXES COLLECTED	36,013,048.90
Civil Defense & Disaster Control	4,100.00	Reserve For Uncollected Taxes	719,944.00	1992 Taxes Cancelled, Abated or Adjusted	98,753.04
Environmental Inspection & Control	111,800.00	CAPITAL OUTLAY TOTAL	1,248,822.54	Transfer to Tax Title Liens or Foreclosed	4,216.15
Other Public Safety		Public Enterprises		Balance Outstanding Dec. 31, 1992	668,889.35
PUBLIC WORKS		Recreation-Culture	310,268.68	PRIOR YEARS TAXES OUTSTANDING	
Streets and Drainage	966,973.58	Public Works	386,578.07	Balance January 1, 1992	501,048.73
Sewers and Sewage Processing	2,642,561.13	Buildings and Grounds	551,975.79	Collected in 1992	493,952.96
Garbage and Trash Disposal	1,756,062.91	Library and Education		Cancelled, Abated or Adjusted 1992	
Public Buildings and Grounds	104,237.64	Conservation		Transfers to Tax Title Liens or Foreclosed	
Other Public Works	75,000.00	All Other		Balance December 31, 1992	7,095.77
HEALTH and WELFARE		CAPITAL DEBT AUTHORIZED, DECEMBER 31, 1992		TAX TITLE LIENS OUTSTANDING	
Health Services Except Environmental	223,936.71	ISSUED AND UNISSUED		Balance January 1, 1992	71,387.23
Welfare-Public Assistance	12,639.09	School	1,725,000	Transfer From Taxes	4,216.15
Hospital, Clinics, First Aid		Self-Liquidating		Redeemed in 1992	
Animal, Insect, & Rodent Control	22,487.50	Other	6,610,900	Cancelled, Abated or Adjusted (1992)	
Other Welfare Services		Total	8,335,900	Transfers to Foreclosed Property	
RECREATION and CONSERVATION		ISSUED AND OUTSTANDING		Balance December 31, 1992	75,603.38
Beaches and Boardwalks		School	1,725,000.00	PROPERTY ACQUIRED BY DEED OR FORECLOSURE	
Parks, Playgrounds, Shade Trees	254,265.42	Self-Liquidating		Balance January 1, 1992	28,647.94
Land Reclamation & Conservation	37,336.52	Other	6,610,900.00	Transfers From Taxes or Liens	
Other Recreational Services	102,718.26	Total	8,335,900.00	Sale for Cash (1992)	
EDUCATION (excluding schools)		EQUALIZED VALUATION BASIS FOR NET DEBT COMPUTATION	1,519,388,864	Cancelled, Abated or Adjusted (1992)	
Libraries	751,100.00	REAL PROPERTY VALUATIONS		Balance December 31, 1992	28,647.94
Other Educational Services		Code Class # of Parcels % VAL'N ASSESSED VALUATION		CURRENT FINANCES DECEMBER 31, 1992	
STATUTORY EXPENDITURES		1 Vacant Land 68 .32 4,388,200.00		ASSETS	
Pensions & F. L. C. A.	726,742.44	2 Residential 6897 83.23 1,151,916,900.00		Cash Dec. 31, 1992	4,246,226.32
Employee Fringe Benefits	1,224,990.32	3 Farm		Taxes Receivable	675,985.12
Other Statutory Expenditures		4a Commercial 258 10.13 140,223,400.00		Tax Title Liens	75,603.38
CETA And Other Public Employment Programs		4b Industrial 57 2.35 32,575,000.00		Foreclosed Property	28,647.94
MUNICIPAL FUNCTIONS TOTAL	14,690,034.70	4c Apartments 48 3.97 54,954,700.00		Emergencies & Other Deferred Charges	213,522.50
CAPITAL IMPROVEMENTS *MEMO*	70,000.00	Total 7328 1,384,058,200.00		State and Federal Aid Receivable	38,532.39
DEBT SERVICE		Land Area 3.00 Sq. Miles		Other Receivables	814.23
Principal Payments	485,000.00	Net Valuation Taxable-Municipal	1,387,419,327	LIABILITIES, RESERVES, AND SURPLUS	
Interest Payments	426,458.29	Net Valuation Taxable-County	1,534,296,382	Cash Liabilities	4,277,762.62
DEFERRED CHARGES		State Equalized Valuation	1,453,395,910	Reserves for Receivables	813,157.49
SCHOOL, COUNTY, SPECIAL DISTRICT TAXES	26,211,030.08	State Equalization Ratio	95.45	Surplus Dec. 31, 1992	198,411.77
RESERVE FOR UNCOLLECTED TAXES	719,944.00			Total	5,279,331.88
EXPENDITURES TOTAL	42,532,517.07				

1535

Population 1980 23,151
 Population 1990 37,319
 S & P Rating AAA
 Moody Rating A

General Tax Rate Per \$100. 1.69
 State Equalized Tax Rate 1.61

BERKELEY TOWNSHIP - OCEAN COUNTY
 Form of Government:
Mayor-Council Plan D (OMCL 50)
 Number of Members on Governing Body - 7

PER CENT:
 Gross Debt 455.13
 Net Debt 368.53
 Debt Service 37.89
 Total Tax Levy 957.78
 Municipal Expenditures 479.98
 PER CENT:
 Gross Debt .73
 Net Debt .59
 Tax Levy Collected 94.84
 Tax Levy Cancelled, Abated or Adjusted .65

EXPENDITURES		REVENUES-REALIZED		1992 PROPERTY TAX	
GENERAL GOVERNMENT		REVENUES-REALIZED		STATE EQUALIZED TAX RATE	
Governing Body & Public Boards	45,200.00	1992 Property Taxes Collected	33,900,125.57	Local District School Taxes	.43
Municipal Clerk	202,500.00	1992 Payments in Lieu of Taxes	5,715.95	Regional & Consolidated School Tax	.47
Financial Administration	179,050.00	Delinquent Tax & Lien Collections	1,232,820.91	School Taxes in Municipal Budget	
Assessment of Taxes	177,272.00	Business Personalty Replacement Taxes	94,592.36	County Taxes	.42 *
Collection of Taxes	256,516.48	Taxes from Public Utilities	3,542,062.94	County Library Taxes	.03
Planning, Housing & Development	177,679.00	Other Miscellaneous Tax Revenues		Local Municipal Purpose Taxes	.26
Human Resources	210,735.51	State Aid Revenues	2,063,145.07	Veteran & Senior Citizen Taxes	
Elections	11,300.00	Federal Aid Revenues		Total Taxes for Rate Computation	1.61
General Administration (other)	1,343,897.15	State and Local Fiscal Assistance Act Utilized		Special District Taxes	
JUDICIARY		Sale of Acquired Property		Bank Corp. Taxes	
Municipal Courts	115,400.00	Other Miscellaneous Revenues	2,354,140.30	Added and Omitted Taxes	305,889.11
PUBLIC SAFETY		Total	43,192,603.10	Total Taxes Levied - ABSTRACT	35,743,542.98
Fire Protection	268,835.00	Prior Years Surplus Appropriated	2,922,000.00	Total Taxes Billed	35,743,542.98
Police Protection	3,632,412.40	REVENUES TOTAL	46,114,603.10	1992 TAXES COLLECTED	33,900,125.57
Civil Defense & Disaster Control		Reserve For Uncollected Taxes	1,949,070.95	1992 Taxes Cancelled, Abated or Adjusted	230,904.97
Environmental Inspection & Control	131,700.00	CAPITAL OUTLAY	TOTAL	Transfer to Tax Title Liens or Foreclosed	246,680.43
Other Public Safety			2,036,532.20	Balance Outstanding Dec. 31, 1992	1,365,832.01
PUBLIC WORKS		Public Enterprises		PRIOR YEARS TAXES OUTSTANDING	
Streets and Drainage	958,341.52	Recreation-Culture	80.67	Balance January 1, 1992	1,610,664.23
Sewers and Sewage Processing	391,080.83	Public Works	933,320.26	Collected in 1992	1,232,820.91
Garbage and Trash Disposal	2,237,930.57	Buildings and Grounds	1,103,131.27	Cancelled, Abated or Adjusted 1992	1,878.67
Public Buildings and Grounds	316,606.00	Library and Education		Transfers to Tax Title Liens or Foreclosed	172,646.49
Other Public Works	453,900.00	Conservation		Balance December 31, 1992	203,318.16
HEALTH and WELFARE		All Other		TAX TITLE LIENS OUTSTANDING	
Health Services Except Environmental	450.00	CAPITAL DEBT AUTHORIZED, DECEMBER 31, 1992		Balance January 1, 1992	533,129.03
Welfare-Public Assistance		ISSUED AND UNISSUED		Transfer From Taxes	449,437.24
Hospital, Clinics, First Aid		School	1,427,040	Redeemed in 1992	211,626.37
Animal, Insect, & Rodent Control	18,513.00	Self-Liquidating		Cancelled, Abated or Adjusted (1992)	6,718.77
Other Welfare Services		Other	15,557,988	Transfers to Foreclosed Property	
RECREATION and CONSERVATION		Total	16,985,029	Balance December 31, 1992	764,221.13
Beaches and Boardwalks		ISSUED AND OUTSTANDING		PROPERTY ACQUIRED BY DEED OR FORECLOSURE	
Parks, Playgrounds, Shade Trees	237,597.00	School	1,427,040.94	Balance January 1, 1992	3,794,060.00
Land Reclamation & Conservation	44,767.52	Self-Liquidating		Transfers From Taxes or Liens	
Other Recreational Services	708,068.00	Other	11,769,000.00	Sale for Cash (1992)	
EDUCATION (excluding schools)		Total	13,196,040.94	Cancelled, Abated or Adjusted (1992)	
Libraries		EQUALIZED VALUATION BASIS		Balance December 31, 1992	3,794,060.00
Other Educational Services		FOR NET DEBT COMPUTATION		CURRENT FINANCES DECEMBER 31, 1992	
STATUTORY EXPENDITURES		REAL PROPERTY VALUATIONS		ASSETS	
Pensions & F. L. C. A.	999,417.39	Code Class # of Parcels % VAL'N	ASSESSED VALUATION	Cash Dec. 31, 1992	8,401,302.60
Employee Fringe Benefits	1,113,200.00	1 Vacant Land 5890 5.52	114,882,500.00	Taxes Receivable	1,569,150.17
Other Statutory Expenditures		2 Residential 19021 87.33	1,817,849,400.00	Tax Title Liens	764,221.13
CETA And Other Public Employment Programs		3 Form 8 .02	433,200.00	Foreclosed Property	3,794,060.00
MUNICIPAL FUNCTIONS	TOTAL	4a Commercial 235 5.87	122,209,100.00	Emergencies & Other Deferred Charges	199,045.90
CAPITAL IMPROVEMENTS	*MEMO*	4b Industrial 24 .69	14,363,700.00	State and Federal Aid Receivable	
DEBT SERVICE		4c Apartments 8 .57	11,908,400.00	Other Receivables	38,648.01
Principal Payments	885,000.00	Total	2,081,646,300.00	Total	14,766,427.81
Interest Payments	528,936.04	Land Area 41.90 Sq. Miles		LIABILITIES, RESERVES, AND SURPLUS	
DEFERRED CHARGES		Net Valuation Taxable-Municipal	2,093,947,109	Cash Liabilities	3,457,973.62
SCHOOL, COUNTY, SPECIAL DISTRICT TAXES		Net Valuation Taxable-County	2,327,914,636	Reserves for Receivables	6,166,079.31
RESERVE FOR UNCOLLECTED TAXES		State Equalized Valuation	2,194,091,292	Surplus Dec. 31, 1992	5,142,374.89
EXPENDITURES	TOTAL	State Equalization Ratio	95.41	Total	14,766,427.81
	47,625,744.13				

*Includes County Health Service Taxes, County Vacational School Taxes, or County Open Space Tax. See Table 13.

2031
 Population 1980 12,549
 Population 1990 11,980
 S & P Rating
 Moody Rating AAA

General Tax Rate Per \$100. 3.73
 State Equalized Tax Rate 1.94

BERKELEY HEIGHTS TWP. - UNION CO.
 Form of Government:
 Township Committee
 Number of Members on Governing Body - 5

PER CAPITA:
 Grass Debt 974.22
 Net Debt 948.18
 Debt Service 96.56
 Total Tax Levy 2,565.72
 Municipal Expenditures 837.96
 PER CENT:
 Gross Debt .74
 Net Debt .72
 Tax Levy Collected 98.62
 Tax Levy Cancelled, Abated or Adjusted .17

EXPENDITURES	REVENUES-REALIZED	1992 PROPERTY TAX
GENERAL GOVERNMENT		STATE EQUALIZED TAX RATE
Governing Body & Public Boards 407.36	1992 Property Taxes Collected 30,316,291.70	Local District School Taxes .84 10,136,410.00
Municipal Clerk 101,038.75	1992 Payments in Lieu of Taxes	Regional & Consolidated School Tax .52 8,217,785.64
Financial Administration 51,090.00	Delinquent Tax & Lien Collections 363,863.61	School Taxes in Municipal Budget
Assessment of Taxes 59,150.00	Business Personalty Replacement Taxes 745,521.88	County Taxes .43 6,765,813.29
Collection of Taxes 153,527.00	Taxes from Public Utilities 887,078.00	County Library Taxes
Planning, Housing & Development 99,391.00	Other Miscellaneous Tax Revenues	Local Municipal Purpose Taxes .35 5,598,999.41
Human Resources	State Aid Revenues 529,843.72	Veteran & Senior Citizen Taxes 67,300.00
Elections	Federal Aid Revenues	Total Taxes for Rate Computation 1.94 30,786,308.33
General Administration (other) 1,162,040.00	State and Local Fiscal Assistance Act Utilized	Special District Taxes
JUDICIARY	State and Local Fiscal Assistance Act Utilized	Bank Corp. Taxes
Municipal Courts 82,579.64	Sale of Acquired Property	Added and Omitted Taxes 18,305.80
PUBLIC SAFETY	Other Miscellaneous Revenues 869,965.72	Total Taxes Levied - ABSTRACT 30,737,314.13
Fire Protection 167,451.90	Total 33,712,564.63	Total Taxes Billed 30,740,673.49
Police Protection 1,670,244.72	Prior Years Surplus Appropriated 1,709,375.00	1992 TAXES COLLECTED 30,316,291.70
Civil Defense & Disaster Control 6,537.00	REVENUES TOTAL 35,421,939.63	1992 Taxes Cancelled, Abated or Adjusted 53,454.63
Environmental Inspection & Control 1,274,654.00	Reserve For Uncollected Taxes 920,000.00	Transfer to Tax Title Liens or Foreclosed 74.60
Other Public Safety	CAPITAL OUTLAY TOTAL 278,261.68	Balance Outstanding Dec. 31, 1992 370,852.55
PUBLIC WORKS	Public Enterprises	PRIOR YEARS TAXES OUTSTANDING
Streets and Drainage 636,450.00	Recreation—Culture 8,731.00	Balance January 1, 1992 363,353.75
Sewers and Sewage Processing 215,000.00	Public Works 117,861.30	Collected in 1992 362,894.16
Garbage and Trash Disposal	Buildings and Grounds 151,669.38	Cancelled, Abated or Adjusted 1992
Public Buildings and Grounds 117,155.00	Library and Education	Transfers to Tax Title Liens or Foreclosed
Other Public Works	Conservation	Balance December 31, 1992 459.59
HEALTH and WELFARE	All Other	TAX TITLE LIENS OUTSTANDING
Health Services Except Environmental 53,981.00	CAPITAL DEBT AUTHORIZED, DECEMBER 31, 1992	Balance January 1, 1992 2,363.52
Welfare—Public Assistance 11,710.00	ISSUED AND UNISSUED GROSS DEBT NET DEBT	Transfer From Taxes 74.60
Hospital, Clinics, First Aid 1,000.00	School 311,943	Redeemed in 1992 969.45
Animal, Insect, & Rodent Control 500.00	Self-Liquidating 11,359,214	Cancelled, Abated or Adjusted (1992)
Other Welfare Services	Other 11,671,157	Transfers to Foreclosed Property
RECREATION and CONSERVATION	Total 11,359,214	Balance December 31, 1992 1,468.67
Beaches and Boardwalks	ISSUED AND OUTSTANDING	PROPERTY ACQUIRED BY DEED OR FORECLOSURE
Parks, Playgrounds, Shade Trees 219,000.00	School 311,943.74	Balance January 1, 1992
Land Reclamation & Conservation 20,075.00	Self-Liquidating 10,271,714.25	Transfers From Taxes or Liens
Other Recreational Services 54,025.00	Other 10,583,657.99	Sale for Cash (1992)
EDUCATION (excluding schools)	Total 10,583,657.99	Cancelled, Abated or Adjusted (1992)
Libraries 541,476.00	EQUALIZED VALUATION BASIS FOR NET DEBT COMPUTATION 1,586,521,871	Balance December 31, 1992
Other Educational Services	REAL PROPERTY VALUATIONS	CURRENT FINANCES DECEMBER 31, 1992
STATUTORY EXPENDITURES	Code Class # of Parcels % VAL'N ASSESSED VALUATION	ASSETS
Pensions & F. L. C. A. 506,517.00	1 Vacant Land 235 1.14 9,348,700.00	Cash Dec. 31, 1992 4,726,739.01
Employee Fringe Benefits 755,766.00	2 Residential 3866 59.26 436,984,100.00	Taxes Receivable 371,312.14
Other Statutory Expenditures	3 Farm 1 700.00	Tax Title Liens 1,468.67
CETA And Other Public Employment Programs	4a Commercial 110 14.31 117,637,200.00	Foreclosed Property
MUNICIPAL FUNCTIONS TOTAL 7,960,814.37	4b Industrial 37 25.29 207,851,100.00	Emergencies & Other Deferred Charges
CAPITAL IMPROVEMENTS *MEMO* 407,000.00	4c Apartments	State and Federal Aid Receivable
DEBT SERVICE	Total 4219 821,321,800.00	Other Receivables 136,158.72
Principal Payments 812,451.72	Land Area 6.50 Sq. Miles	Total 5,235,678.54
Interest Payments 344,356.25	Net Valuation Taxable—Municipal 823,655,970	LIABILITIES, RESERVES, AND SURPLUS
DEFERRED CHARGES 1,180.14	Net Valuation Taxable—County 1,593,076,656	Cash Liabilities 2,749,906.75
SCHOOL, COUNTY, SPECIAL DISTRICT TAXES 25,123,038.92	State Equalized Valuation 1,579,227,260	Reserves for Receivables 508,939.53
RESERVE FOR UNCOLLECTED TAXES 920,000.00	State Equalization Ratio 52.10	Surplus Dec. 31, 1992 1,976,332.25
EXPENDITURES TOTAL 35,158,811.40		Total 5,235,678.54

0405

Population 1980 5,786
 Population 1990 5,672
 S & P Rating
 Moody Rating AAA

General Tax Rate Per \$100. 6.95
 State Equalized Tax Rate 2.37

BERLIN BOROUGH - CAMDEN COUNTY
 Form of Government:
Borough Council
 Number of Members on Governing Body - 6

PER CAPITA: Grass Debt 1,864.97 PER CENT: 3.57
 Net Debt 665.82 Net Debt 1.27
 Debt Service 50.65 Tax Levy Collected 93.13
 Total Tax Levy 1,313.75 Tax Levy Cancelled, Abated
 Municipal Expenditures 598.18 or Adjusted .27

EXPENDITURES		REVENUES-REALIZED		1992 PROPERTY TAX	
GENERAL GOVERNMENT		REVENUES		STATE EQUALIZED TAX RATE	
Governing Body & Public Boards		1992 Property Taxes Collected	6,939,590.84	Local District School Taxes	.73 2,281,184.00
Municipal Clerk		1992 Payments in Lieu of Taxes		Regional & Consolidated School Tax	.39 1,226,471.13
Financial Administration	24,750.00	Delinquent Tax & Lien Collections	309,777.13	School Taxes in Municipal Budget	
Assessment of Taxes	149,370.00	Business Personalty Replacement Taxes	60,669.40	County Taxes	.81 2,512,503.29
Collection of Taxes	33,880.00	Taxes from Public Utilities	406,010.00	County Library Taxes	.03 82,558.55
Planning, Housing & Development	32,206.75	Other Miscellaneous Tax Revenues		Local Municipal Purpose Taxes	.40 1,260,466.89
Human Resources	69,769.00	State Aid Revenues	313,583.63	Veteran & Senior Citizen Taxes	
Elections		Federal Aid Revenues	11,917.32	Total Taxes for Rate Computation	2.36 7,420,183.77
General Administration (other)	245,602.00	State and Local Fiscal Assistance Act Utilized		Special District Taxes	
JUDICIARY		Sale of Acquired Property		Bank Corp. Taxes	
Municipal Courts	84,990.00	Other Miscellaneous Revenues	508,439.49	Added and Omitted Taxes	88,392.34
PUBLIC SAFETY		Total	8,548,887.81	Total Taxes Levied - ABSTRACT	7,451,576.11
Fire Protection	110,361.30	Prior Years Surplus Appropriated	570,000.00	Total Taxes Billed	7,451,576.11
Police Protection	621,189.91	REVENUES TOTAL	9,118,887.81	1992 TAXES COLLECTED	6,939,590.84
Civil Defense & Disaster Control	1,750.00	Reserve For Uncollected Taxes	427,645.09	1992 Taxes Cancelled, Abated or Adjusted	19,887.38
Environmental Inspection & Control	59,402.00	CAPITAL OUTLAY	TOTAL	Transfer to Tax Title Liens or Foreclosed	3,369.77
Other Public Safety		Public Enterprises	286,860.87	Balance Outstanding Dec. 31, 1992	488,728.12
PUBLIC WORKS		Recreation-Culture		PRIOR YEARS TAXES OUTSTANDING	
Streets and Drainage	182,777.18	Public Works	32,190.04	Balance January 1, 1992	385,969.60
Sewers and Sewage Processing		Buildings and Grounds	40,812.90	Collected in 1992	306,149.18
Garbage and Trash Disposal	437,983.00	Library and Education		Cancelled, Abated or Adjusted 1992	1,656.63
Public Buildings and Grounds	94,111.00	Conservation		Transfers to Tax Title Liens or Foreclosed	365.18
Other Public Works		All Other		Balance December 31, 1992	77,798.61
HEALTH and WELFARE		CAPITAL DEBT AUTHORIZED, DECEMBER 31, 1992		TAX TITLE LIENS OUTSTANDING	
Health Services Except Environmental	3,845.00	ISSUED AND UNISSUED		Balance January 1, 1992	5,904.57
Welfare-Public Assistance	8,272.00	SCHOOL	1,967,350	Transfer From Taxes	3,815.24
Hospital, Clinics, First Aid		Self-Liquidating	5,321,987	Redeemed in 1992	2,627.95
Animal, Insect, & Rodent Control		Other	3,288,751	Cancelled, Abated or Adjusted (1992)	
Other Welfare Services		Total	10,578,088	Transfers to Foreclosed Property	
RECREATION and CONSERVATION		ISSUED AND OUTSTANDING		Balance December 31, 1992	7,091.86
Beaches and Boardwalks		SCHOOL	1,967,350.42	PROPERTY ACQUIRED BY DEED OR	
Parks, Playgrounds, Shade Trees	45,959.78	Self-Liquidating	5,084,587.09	FORECLOSURE	
Land Reclamation & Conservation		Other	2,382,000.00	Balance January 1, 1992	88,200.00
Other Recreational Services	9,850.00	Total	9,433,937.51	Transfers From Taxes or Liens	
EDUCATION (excluding schools)		EQUALIZED VALUATION BASIS		Sale for Cash (1992)	
Libraries	50,290.00	FOR NET DEBT COMPUTATION	296,629.849	Cancelled, Abated or Adjusted (1992)	
Other Educational Services	11,113.00	REAL PROPERTY VALUATIONS		Balance December 31, 1992	88,200.00
STATUTORY EXPENDITURES		Code Class # of Parcels % VAL'N ASSESSED VALUATION		CURRENT FINANCES DECEMBER 31, 1992	
Pensions & F. L. C. A.	173,967.00	1 Vacant Land 254 2.98 3,070,484.00		ASSETS	
Employee Fringe Benefits	156,025.00	2 Residential 1739 70.44 72,548,530.00		Cash Dec. 31, 1992	1,627,682.46
Other Statutory Expenditures	2,284.00	3 Farm 23 .54 555,910.00		Taxes Receivable	566,526.73
CETA And Other Public Employment Programs		4a Commercial 134 21.20 21,831,615.00		Tax Title Liens	7,091.86
MUNICIPAL FUNCTIONS TOTAL	2,509,737.92	4b Industrial 10 3.29 3,388,200.00		Foreclosed Property	88,200.00
CAPITAL IMPROVEMENTS *MEMO*	20,000.00	4c Apartments 15 1.55 1,599,989.00		Emergencies & Other Deferred Charges	135,961.01
DEBT SERVICE		Total 2175 102,994,728.00		State and Federal Aid Receivable	6,125.00
Principal Payments	120,000.00	Land Area 3.56 Sq. Miles		Other Receivables	71,168.79
Interest Payments	167,279.30	Net Valuation Taxable-Municipal	106,010,620	Total	2,502,755.85
DEFERRED CHARGES	69,200.00	Net Valuation Taxable-County	315,194,141	LIABILITIES, RESERVES, AND SURPLUS	
SCHOOL, COUNTY, SPECIAL DISTRICT TAXES	6,102,715.97	State Equalized Valuation	305,674,511	Cash Liabilities	745,583.62
RESERVE FOR UNCOLLECTED TAXES	427,645.09	State Equalization Ratio	34.03	Reserves for Receivables	732,987.38
EXPENDITURES TOTAL	9,495,579.28			Surplus Dec. 31, 1992	1,024,184.95
				Total	2,502,755.85

0436

Population 1980 5,348
 Population 1990 5,466
 S & P Rating
 Moody Rating AAA

General Tax Rate Per \$100. 2.13
 State Equalized Tax Rate 2.35

BERLIN TOWNSHIP - CAMDEN COUNTY
 Form of Government:
Small Municipality Plan A (OMCL 50)
 Number of Members on Governing Body - 5

PER CAPITA:
 Grass Debt 2,761.78
 Net Debt 1,007.24
 Debt Service 91.98
 Total Tax Levy 1,203.08
 Municipal Expenditures 707.00

PER CENT:
 Grass Debt 5.73
 Net Debt 2.09
 Tax Levy Collected 92.58
 Tax Levy Cancelled, Abated or Adjusted 1.31

EXPENDITURES		REVENUES-REALIZED		1992 PROPERTY TAX	
GENERAL GOVERNMENT		1992 Property Taxes Collected		STATE EQUALIZED TAX RATE	
Governing Body & Public Boards			5,956,932.53	Local District School Taxes	.66
Municipal Clerk				Regional & Consolidated School Tax	.54
Financial Administration	54,886.00			School Taxes in Municipal Budget	
Assessment of Taxes	19,200.00			County Taxes	.76
Collection of Taxes	38,192.00			County Library Taxes	.03
Planning, Housing & Development	13,300.00			Local Municipal Purpose Taxes	.37
Human Resources	56,667.00			Veteran & Senior Citizen Taxes	
Elections	3,600.00			Total Taxes for Rate Computation	2.36
General Administration (other)	347,764.00			Special District Taxes	
JUDICIARY				Bank Corp. Taxes	
Municipal Courts	96,240.00			Added and Omitted Taxes	
PUBLIC SAFETY				Total Taxes Levied - ABSTRACT	6,576,036.20
Fire Protection	7,700.00			Total Taxes Billed	6,432,496.57
Police Protection	730,001.08			1992 TAXES COLLECTED	5,954,932.53
Civil Defense & Disaster Control	2,200.00			1992 Taxes Cancelled, Abated or Adjusted	84,216.49
Environmental Inspection & Control	85,601.00			Transfer to Tax Title Liens or Foreclosed	7,803.46
Other Public Safety				Balance Outstanding Dec. 31, 1992	385,544.09
PUBLIC WORKS				PRIOR YEARS TAXES OUTSTANDING	
Streets and Drainage	150,420.00			Balance January 1, 1992	405,335.51
Sewers and Sewage Processing	395,150.00			Collected in 1992	347,615.45
Garbage and Trash Disposal				Cancelled, Abated or Adjusted 1992	4,026.31
Public Buildings and Grounds	83,500.00			Transfers to Tax Title Liens or Foreclosed	1,835.57
Other Public Works	106,860.00			Balance December 31, 1992	51,858.18
HEALTH and WELFARE				TAX TITLE LIENS OUTSTANDING	
Health Services Except Environmental	3,000.00			Balance January 1, 1992	11,163.90
Welfare-Public Assistance	6,750.00			Transfer From Taxes	2,799.71
Hospital, Clinics, First Aid				Redeemed in 1992	
Animal, Insect, & Rodent Control				Cancelled, Abated or Adjusted (1992)	
Other Welfare Services				Transfers to Foreclosed Property	
RECREATION and CONSERVATION				Balance December 31, 1992	13,963.61
Beaches and Boardwalks				PROPERTY ACQUIRED BY DEED OR FORECLOSURE	
Parks, Playgrounds, Shade Trees	72,720.00			Balance January 1, 1992	359,955.00
Land Reclamation & Conservation	100.00			Transfers From Taxes or Liens	
Other Recreational Services	5,500.00			Sale for Cash (1992)	
EDUCATION (excluding schools)				Cancelled, Abated or Adjusted (1992)	
Libraries	6,600.00			Balance December 31, 1992	359,955.00
Other Educational Services				CURRENT FINANCES DECEMBER 31, 1992	
STATUTORY EXPENDITURES				ASSETS	
Pensions & F. I. C. A.	243,194.00			Cash Dec. 31, 1992	865,849.03
Employee Fringe Benefits	298,900.00			Taxes Receivable	437,402.27
Other Statutory Expenditures	1.00			Tax Title Liens	13,963.61
CETA And Other Public Employment Programs				Foreclosed Property	359,955.00
MUNICIPAL FUNCTIONS				Emergencies & Other Deferred Charges	
CAPITAL IMPROVEMENTS	25,000.00			State and Federal Aid Receivable	162,244.13
DEBT SERVICE				Other Receivables	68,306.29
Principal Payments	202,531.00			Total	1,907,720.33
Interest Payments	300,240.00			LIABILITIES, RESERVES, AND SURPLUS	
DEFERRED CHARGES				Cash Liabilities	365,000.26
SCHOOL, COUNTY, SPECIAL DISTRICT TAXES	2,666.38			Reserves for Receivables	798,154.71
RESERVE FOR UNCOLLECTED TAXES	5,553,924.20			Surplus Dec. 31, 1992	744,565.36
EXPENDITURES				Total	1,907,720.33
TOTAL	9,418,383.20				
		CAPITAL OUTLAY			
		TOTAL		3,391,535.11	
		Public Enterprises		1,745,609.39	
		Recreation-Culture			
		Public Works		42,061.14	
		Buildings and Grounds		1,603,864.58	
		Library and Education			
		Conservation			
		All Other			
		CAPITAL DEBT AUTHORIZED, DECEMBER 31, 1992			
		ISSUED AND UNISSUED		GROSS DEBT	
		School		3,047,799	
		Self-Liquidating		6,354,300	
		Other		5,693,314	
		Total		15,095,414	
		ISSUED AND OUTSTANDING		NET DEBT	
		School		3,047,799.94	
		Self-Liquidating		2,927,000.00	
		Other		5,455,514.61	
		Total		11,430,314.55	
		EQUALIZED VALUATION BASIS			
		FOR NET DEBT COMPUTATION		263,227,478	
		REAL PROPERTY VALUATIONS			
		Code Class # of Parcels % VAL'N		ASSESSED VALUATION	
		1 Vacant Land 347 7.64		23,483,000.00	
		2 Residential 1604 53.92		165,746,100.00	
		3 Farm 5 .08		253,000.00	
		4a Commercial 270 29.70		91,282,000.00	
		4b Industrial 26 7.10		21,834,300.00	
		4c Apartments 2 1.56		4,780,000.00	
		Total 2254		307,378,400.00	
		Land Area 3.27 Sq. Miles			
		Net Valuation Taxable-Municipal		308,725,337	
		Net Valuation Taxable-County		267,854,003	
		State Equalized Valuation		279,744,184	
		State Equalization Ratio		110.41	

Population 1980 12,920
 Population 1990 17,199
 S & P Rating AA-
 Moody Rating AA

General Tax Rate Per \$100. 1.74
 State Equalized Tax Rate 1.60

BERNARDS TOWNSHIP - SOMERSET CO.
 Form of Government:
Township Committee
 Number of Members on Governing Body - 5

PER CAPITA:
 Gross Debt 1,622.96
 Net Debt 1,140.15
 Debt Service 152.13
 Total Tax Levy 2,095.00
 Municipal Expenditures 905.07

PER CENT:
 Gross Debt 1.23
 Net Debt .87
 Tax Levy Collected 96.39
 Tax Levy Cancelled, Abated or Adjusted .41

EXPENDITURES		REVENUES-REALIZED		1992 PROPERTY TAX	
GENERAL GOVERNMENT		REVENUES-REALIZED		STATE EQUALIZED TAX RATE 1.60	
Governing Body & Public Boards	55,000.00	1992 Property Taxes Collected	34,748,814.65	Local District School Taxes	.79 17,682,227.17
Municipal Clerk		1992 Payments in Lieu of Taxes	126,020.00	Regional & Consolidated School Tax	
Financial Administration	204,191.00	Delinquent Tax & Lien Collections	1,346,473.08	School Taxes in Municipal Budget	
Assessment of Taxes	199,289.00	Business Personalty Replacement Taxes	127,449.88	County Taxes	.40 * 8,990,742.42
Collection of Taxes	171,037.00	Taxes from Public Utilities	1,520,557.00	County Library Taxes	
Planning, Housing & Development	113,160.00	Other Miscellaneous Tax Revenues		Local Municipal Purpose Taxes	.41 9,141,641.09
Human Resources	112,572.00	State Aid Revenues	686,892.99	Veteran & Senior Citizen Taxes	53,100.00
Elections	9,800.00	Federal Aid Revenues		Total Taxes for Rate Computation	1.60 35,867,710.68
General Administration (other)	1,651,913.00	State and Local Fiscal Assistance Act Utilized		Special District Taxes	
JUDICIARY		Sale of Acquired Property		Bank Corp. Taxes	
Municipal Courts	255,563.00	Other Miscellaneous Revenues	2,566,694.78	Added and Omitted Taxes	217,286.41
PUBLIC SAFETY		Total	41,122,902.38	Total Taxes Levied - ABSTRACT	36,031,897.09
Fire Protection	396,995.60	Prior Years Surplus Appropriated	3,231,244.00	Total Taxes Billed	36,052,486.10
Police Protection	1,927,507.31	REVENUES TOTAL	44,354,146.38	1992 TAXES COLLECTED	34,748,814.65
Civil Defense & Disaster Control	12,175.00	Reserve For Uncollected Taxes	1,643,098.29	1992 Taxes Cancelled, Abated or Adjusted	146,445.96
Environmental Inspection & Control	245,751.00	CAPITAL OUTLAY TOTAL	612,207.40	Transfer to Tax Title Liens or Foreclosed	10,062.42
Other Public Safety		Public Enterprises		Balance Outstanding Dec. 31, 1992	1,147,163.07
PUBLIC WORKS		Recreation-Culture	6,526.12	PRIOR YEARS TAXES OUTSTANDING	
Streets and Drainage	1,306,996.00	Public Works	456,312.21	Balance January 1, 1992	1,696,398.10
Sewers and Sewage Processing	325,000.00	Buildings and Grounds	128,736.01	Collected in 1992	1,344,718.10
Garbage and Trash Disposal	366,000.00	Library and Education	20,633.06	Cancelled, Abated or Adjusted 1992	5,012.84
Public Buildings and Grounds	767,864.00	Conservation		Transfers to Tax Title Liens or Foreclosed	
Other Public Works		All Other		Balance December 31, 1992	346,667.16
HEALTH and WELFARE		CAPITAL DEBT AUTHORIZED, DECEMBER 31, 1992		TAX TITLE LIENS OUTSTANDING	
Health Services Except Environmental	474,491.47	ISSUED AND UNISSUED		Balance January 1, 1992	67,021.91
Welfare-Public Assistance	22,250.00	School	8,229,000	Transfer From Taxes	10,062.42
Hospital, Clinics, First Aid		Self-Liquidating		Redeemed in 1992	1,754.98
Animal, Insect, & Rodent Control	32,502.00	Other	19,684,275	Cancelled, Abated or Adjusted (1992)	2,392.13
Other Welfare Services		Total	27,913,275	Transfers to Foreclosed Property	
RECREATION and CONSERVATION		ISSUED AND OUTSTANDING		Balance December 31, 1992	72,937.22
Beaches and Boardwalks		School	8,229,000.00	PROPERTY ACQUIRED BY DEED OR FORECLOSURE	
Parks, Playgrounds, Shade Trees	30,310.00	Self-Liquidating		Balance January 1, 1992	89,900.00
Land Reclamation & Conservation	12,734.68	Other	19,684,275.00	Transfers From Taxes or Liens	
Other Recreational Services	466,709.00	Total	27,913,275.00	Sale for Cash (1992)	
EDUCATION (excluding schools)		EQUALIZED VALUATION BASIS FOR NET DEBT COMPUTATION		Cancelled, Abated or Adjusted (1992)	89,900.00
Libraries	877,157.00	REAL PROPERTY VALUATIONS		Balance December 31, 1992	
Other Educational Services		Code Class # of Parcels % VAL'N ASSESSED VALUATION		CURRENT FINANCES DECEMBER 31, 1992	
STATUTORY EXPENDITURES		1 Vacant Land 936 3.27	67,061,200.00	ASSETS	
Pensions & F. L. C. A.	655,186.37	2 Residential 7518 67.76	1,388,029,300.00	Cash Dec. 31, 1992	6,416,403.50
Employee Fringe Benefits	539,608.00	3 Farm 143 .57	11,646,600.00	Taxes Receivable	1,493,830.23
Other Statutory Expenditures		4a Commercial 129 27.98	573,214,535.00	Tax Title Liens	72,937.22
CETA And Other Public Employment Programs		4b Industrial 5 .25	5,210,400.00	Foreclosed Property	89,900.00
MUNICIPAL FUNCTIONS TOTAL		4c Apartments 1 .16	3,195,900.00	Emergencies & Other Deferred Charges	
CAPITAL IMPROVEMENTS *MEMO*		Total 8733	2,048,357,935.00	State and Federal Aid Receivable	
DEBT SERVICE		Land Area 24.95 Sq. Miles		Other Receivables	35,412.36
Principal Payments	1,375,000.00	Net Valuation Taxable-Municipal	2,059,494,235	Total	8,108,483.31
Interest Payments	1,241,512.25	Net Valuation Taxable-County	2,149,354,728	LIABILITIES, RESERVES, AND SURPLUS	
DEFERRED CHARGES		State Equalized Valuation	2,236,402,932	Cash Liabilities	2,177,119.94
SCHOOL, COUNTY, SPECIAL DISTRICT TAXES	25,672,969.59	State Equalization Ratio	92.05	Reserves for Receivables	1,692,079.81
RESERVE FOR UNCOLLECTED TAXES	1,643,098.29			Surplus Dec. 31, 1992	4,239,283.56
EXPENDITURES TOTAL				Total	3,108,483.31

1933
 Population 1980 6,715
 Population 1990 6,597
 S & P Rating
 Moody Rating AA1

General Tax Rate Per \$100. 1.66
 State Equalized Tax Rate 1.56

BERNARDSVILLE BORO. - SOMERSET CO.

Form of Government:

Borough Council

Number of Members on Governing Body - 6

PER CAPITA:

Gross Debt 2,907.94
 Net Debt 2,200.19
 Debt Service 115.07
 Total Tax Levy 2,372.19
 Municipal Expenditures 893.51

PER CENT:

Gross Debt 1.35
 Net Debt 1.40
 Tax Levy Collected 96.53
 Tax Levy Cancelled, Abated or Adjusted .27

EXPENDITURES		REVENUES-REALIZED		1992 PROPERTY TAX	
GENERAL GOVERNMENT				STATE EQUALIZED TAX RATE	
Governing Body & Public Boards		1992 Property Taxes Collected	15,185,365.54	Local District School Taxes	.32
Municipal Clerk		1992 Payments in Lieu of Taxes		Regional & Consolidated School Tax	
Financial Administration	87,439.00	Delinquent Tax & Lien Collections	423,345.09	School Taxes in Municipal Budget	
Assessment of Taxes	57,500.00	Business Personalty Replacement Taxes	84,377.03	County Taxes	.42 *
Collection of Taxes	64,100.00	Taxes from Public Utilities	585,653.00	County Library Taxes	
Planning, Housing & Development	43,775.00	Other Miscellaneous Tax Revenues		Local Municipal Purpose Taxes	.31
Human Resources	73,051.00	State Aid Revenues	249,633.40	Veteran & Senior Citizen Taxes	
Elections		Federal Aid Revenues		Total Taxes for Rate Computation	1.55
General Administration (other)	640,632.91	State and Local Fiscal Assistance Act Utilized		Special District Taxes	
JUDICIARY		Sale of Acquired Property		Bank Corp. Taxes	
Municipal Courts	52,500.00	Other Miscellaneous Revenues	578,947.37	Added and Omitted Taxes	
PUBLIC SAFETY		Total	17,207,326.48	Total Taxes Levied - ABSTRACT	15,649,350.83
Fire Protection	106,954.80	Prior Years Surplus Appropriated	1,304,270.00	Total Taxes Billed	15,722,687.35
Police Protection	1,000,242.31	REVENUES TOTAL	18,511,596.48	1992 TAXES COLLECTED	15,185,365.54
Civil Defense & Disaster Control	5,765.00	Reserve For Uncollected Taxes	1,138,376.54	1992 Taxes Cancelled, Abated or Adjusted	43,164.14
Environmental Inspection & Control	120,134.00	CAPITAL OUTLAY TOTAL	1,848,826.03	Transfer to Tax Title Liens or Foreclosed	35,754.74
Other Public Safety		Public Enterprises		Balance Outstanding Dec. 31, 1992	458,402.93
PUBLIC WORKS		Recreation-Culture	28,485.68	PRIOR YEARS TAXES OUTSTANDING	
Streets and Drainage	512,200.00	Public Works	304,473.54	Balance January 1, 1992	433,189.16
Sewers and Sewage Processing	43,000.00	Buildings and Grounds	1,515,866.81	Collected in 1992	409,374.70
Garbage and Trash Disposal	29,500.00	Library and Education		Cancelled, Abated or Adjusted 1992	17,253.60
Public Buildings and Grounds	41,600.00	Conservation		Transfers to Tax Title Liens or Foreclosed	6,519.51
Other Public Works	29,800.00	All Other		Balance December 31, 1992	41.35
HEALTH and WELFARE		CAPITAL DEBT AUTHORIZED, DECEMBER 31, 1992		TAX TITLE LIENS OUTSTANDING	
Health Services Except Environmental	41,850.00	ISSUED AND UNISSUED		Balance January 1, 1992	90,149.17
Welfare-Public Assistance	13,021.00	School	4,669,000	Transfer From Taxes	43,364.22
Hospital, Clinics, First Aid		Self-Liquidating		Redeemed in 1992	13,970.39
Animal, Insect, & Rodent Control	17,445.00	Other	14,514,667	Cancelled, Abated or Adjusted (1992)	
Other Welfare Services		Total	19,183,667	Transfers to Foreclosed Property	
RECREATION and CONSERVATION		ISSUED AND OUTSTANDING		Balance December 31, 1992	119,543.00
Beaches and Boardwalks		School	4,669,000.00	PROPERTY ACQUIRED BY DEED OR FORECLOSURE	
Parks, Playgrounds, Shade Trees	16,950.00	Self-Liquidating		Balance January 1, 1992	13,100.00
Land Reclamation & Conservation	1,255.66	Other	13,439,547.57	Transfers From Taxes or Liens	
Other Recreational Services	74,110.00	Total	18,108,547.57	Sale for Cash (1992)	
EDUCATION (excluding schools)		EQUALIZED VALUATION BASIS		Cancelled, Abated or Adjusted (1992)	
Libraries	367,775.00	FOR NET DEBT COMPUTATION	1,038,487,225	Balance December 31, 1992	13,100.00
Other Educational Services		REAL PROPERTY VALUATIONS		CURRENT FINANCES DECEMBER 31, 1992	
STATUTORY EXPENDITURES		Code Class # of Parcels % VAL'N		ASSETS	
Pensions & F. L. C. A.	269,207.00	1 Vacant Land 209 3.86	36,089,280.00	Cash Dec. 31, 1992	2,167,981.99
Employee Fringe Benefits	229,300.00	2 Residential 2242 82.90	774,822,699.00	Taxes Receivable	453,444.23
Other Statutory Expenditures	8,000.00	3 Farm 73 2.10	19,619,600.00	Tax Title Liens	119,543.00
CETA And Other Public Employment Programs		4a Commercial 148 10.32	95,444,900.00	Foreclosed Property	13,100.00
MUNICIPAL FUNCTIONS TOTAL	3,947,107.68	4b Industrial 3 .67	6,230,300.00	Emergencies & Other Deferred Charges	125,435.91
CAPITAL IMPROVEMENTS *MEMO*	279,882.52	4c Apartments 4 .16	1,471,900.00	State and Federal Aid Receivable	3,199.59
DEBT SERVICE		Total 2634	934,573,670.00	Other Receivables	120,427.70
Principal Payments	282,339.39	Land Area 12.85 Sq. Miles		Total	3,008,132.45
Interest Payments	483,397.78	Net Valuation Taxable-Municipal	944,951,879	LIABILITIES, RESERVES, AND SURPLUS	
DEFERRED CHARGES		Net Valuation Taxable-County	1,022,596,636	Cash Liabilities	682,275.85
SCHOOL, COUNTY, SPECIAL DISTRICT TAXES	12,487,152.27	State Equalized Valuation	1,005,577,577	Reserves for Receivables	711,514.99
RESERVE FOR UNCOLLECTED TAXES	1,133,376.54	State Equalization Ratio	93.92	Surplus Dec. 31, 1992	1,614,341.62
EXPENDITURES TOTAL	13,381,645.66			Total	3,008,132.45

1032

Population 1980 3,045
 Population 1990 3,104
 S & P Rating
 Moody Rating

General Tax Rate Per \$100. 1.73
 State Equalized Tax Rate 1.79

BETHLEHEM TOWNSHIP - HUNTERDON CO.

Form of Government:
 Township Committee

Number of Members on Governing Body - 3

PER CAPITA:
 Gross Debt 422.95 PER CENT:
 Net Debt Gross Debt .52
 Debt Service Net Debt
 Total Tax Levy 1,454.99 Tax Levy Collected 93.09
 Municipal Expenditures 485.79 Tax Levy Cancelled, Abated or Adjusted .24

EXPENDITURES		REVENUES-REALIZED		1992 PROPERTY TAX	
GENERAL GOVERNMENT		REVENUES-REALIZED		STATE EQUALIZED TAX RATE	
Governing Body & Public Boards		1992 Property Taxes Collected	4,204,494.10	Local District School Taxes	1.02 2,542,416.00
Municipal Clerk		1992 Payments in Lieu of Taxes		Regional & Consolidated School Tax	.43 1,070,359.78
Financial Administration	39,300.00	Delinquent Tax & Lien Collections	334,374.71	School Taxes in Municipal Budget	
Assessment of Taxes	31,750.00	Business Personality Replacement Taxes	30,934.00	County Taxes	.31 775,874.34
Collection of Taxes	29,714.00	Taxes from Public Utilities	204,027.00	County Library Taxes	.03 65,558.57
Planning, Housing & Development	71,400.00	Other Miscellaneous Tax Revenues		Local Municipal Purpose Taxes	
Human Resources	7,276.00	State Aid Revenues	110,741.95	Veteran & Senior Citizen Taxes	14,800.00
Elections		Federal Aid Revenues		Total Taxes for Rate Computation	1.79 4,469,008.69
General Administration (other)	191,100.00	State and Local Fiscal Assistance Act Utilized		Special District Taxes	
JUDICIARY	101,050.15	Sale of Acquired Property		Bank Corp. Taxes	
Municipal Courts		Other Miscellaneous Revenues	310,357.22	Added and Omitted Taxes	62,065.83
PUBLIC SAFETY		Total	5,194,928.98	Total Taxes Levied - ABSTRACT	4,516,274.52
Fire Protection	56,611.90	Prior Years Surplus Appropriated	600,000.00	Total Taxes Billed	4,516,584.38
Police Protection	21,000.00	REVENUES TOTAL	5,794,928.98	1992 TAXES COLLECTED	4,204,494.10
Civil Defense & Disaster Control	2,500.00	Reserve For Uncollected Taxes	454,241.60	1992 Taxes Cancelled, Abated or Adjusted	10,861.38
Environmental Inspection & Control	550.00	CAPITAL OUTLAY TOTAL	4,400.00	Transfer to Tax Title Liens or Foreclosed	7,157.01
Other Public Safety				Balance Outstanding Dec. 31, 1992	294,071.89
PUBLIC WORKS	309,750.00			PRIOR YEARS TAXES OUTSTANDING	
Streets and Drainage		Public Enterprises		Balance January 1, 1992	355,816.47
Sewers and Sewage Processing		Recreation-Culture		Collected in 1992	312,937.91
Garbage and Trash Disposal	23,200.00	Public Works		Cancelled, Abated or Adjusted 1992	9,452.05
Public Buildings and Grounds	35,450.00	Buildings and Grounds	4,400.00	Transfers to Tax Title Liens or Foreclosed	
Other Public Works	1,895.00	Library and Education		Balance December 31, 1992	33,426.51
HEALTH and WELFARE	3,325.00	Conservation		TAX TITLE LIENS OUTSTANDING	
Health Services Except Environmental		All Other		Balance January 1, 1992	123,006.30
Welfare-Public Assistance	1,250.00	CAPITAL DEBT AUTHORIZED, DECEMBER 31, 1992		Transfer From Taxes	7,157.01
Hospital, Clinics, First Aid		ISSUED AND UNISSUED		Redeemed in 1992	21,436.80
Animal, Insect, & Rodent Control		School	1,312,326	Cancelled, Abated or Adjusted (1992)	
Other Welfare Services		Self-Liquidating		Transfers to Foreclosed Property	
RECREATION and CONSERVATION		Other		Balance December 31, 1992	108,726.51
Beaches and Boardwalks		Total	1,312,326	PROPERTY ACQUIRED BY DEED OR FORECLOSURE	
Parks, Playgrounds, Shade Trees		ISSUED AND OUTSTANDING		Balance January 1, 1992	
Land Reclamation & Conservation	7,486.80	School	1,243,000.00	Transfers From Taxes or Liens	
Other Recreational Services	9,000.00	Self-Liquidating		Sale for Cash (1992)	
EDUCATION (excluding schools)		Other		Cancelled, Abated or Adjusted (1992)	
Libraries		Total	1,243,000.00	Balance December 31, 1992	
Other Educational Services	300.00	EQUALIZED VALUATION BASIS		CURRENT FINANCES DECEMBER 31, 1992	
STATUTORY EXPENDITURES	48,100.00	FOR NET DEBT COMPUTATION	250,549,065	ASSETS	
Pensions & F. I. C. A.	15,500.00	REAL PROPERTY VALUATIONS		Cash Dec. 31, 1992	2,163,476.40
Employee Fringe Benefits	3,600.00	Code Class # of Parcels % VAL'N		Taxes Receivable	327,498.40
Other Statutory Expenditures		1 Vacant Land 260 7.05	18,091,150.00	Tax Title Liens	108,726.51
CETA And Other Public Employment Programs	1,011,108.85	2 Residential 939 71.66	183,943,000.00	Foreclosed Property	
MUNICIPAL FUNCTIONS TOTAL	1,011,108.85	3 Farm 343 11.21	28,781,882.00	Emergencies & Other Deferred Charges	32,000.00
CAPITAL IMPROVEMENTS *MEMO*		4a Commercial 18 6.87	17,638,184.00	State and Federal Aid Receivable	
DEBT SERVICE		4b Industrial 7 3.21	8,239,965.00	Other Receivables	5,283.35
Principal Payments		4c Apartments		Total	2,636,984.66
Interest Payments		Total 1557	250,549,065	LIABILITIES, RESERVES, AND SURPLUS	
DEFERRED CHARGES	42,547.00	Land Area 20.60 Sq. Miles		Cash Liabilities	930,849.49
SCHOOL, COUNTY, SPECIAL DISTRICT TAXES	4,454,208.69	Net Valuation Taxable-Municipal	257,486,616	Reserves for Receivables	441,508.26
RESERVE FOR UNCOLLECTED TAXES	454,241.60	Net Valuation Taxable-County	249,308,655	Surplus Dec. 31, 1992	1,264,626.92
EXPENDITURES TOTAL	5,962,106.14	State Equalized Valuation	248,806,136	Total	2,636,984.66
		State Equalization Ratio	103.50		

Population 1980 2,919
 Population 1990 2,973
 S & P Rating
 Moody Rating

General Tax Rate Per \$100. 4.61
 State Equalized Tax Rate 2.35

BEVERLY CITY - BURLINGTON COUNTY
 Form of Government:
Special Charter (P.L. 1857 c. 162)
 Number of Members on Governing Body - 9

PER CAPITA:
 Gross Debt 73.91
 Net Debt 73.91
 Debt Service
 Total Tax Levy 643.76
 Municipal Expenditures 477.12

PER CENT:
 Gross Debt .23
 Net Debt .23
 Tax Levy Collected 86.14
 Tax Levy Cancelled, Abated or Adjusted .20

EXPENDITURES		REVENUES-REALIZED			1992 PROPERTY TAX	
GENERAL GOVERNMENT					STATE EQUALIZED TAX RATE	
Governing Body & Public Boards		1992 Property Taxes Collected		Local District School Taxes	1.17	921,857.50
Municipal Clerk		1992 Payments in Lieu of Taxes		Regional & Consolidated School Tax		
Financial Administration	24,300.00	Delinquent Tax & Lien Collections	216,920.44	School Taxes in Municipal Budget		
Assessment of Taxes	46,440.00	Business Personality Replacement Taxes	23,660.36	County Taxes	.56	443,496.37
Collection of Taxes	10,605.00	Taxes from Public Utilities	150,623.00	County Library Taxes	.03	27,110.03
Planning, Housing & Development	107,343.00	Other Miscellaneous Tax Revenues		Local Municipal Purpose Taxes	.58	458,000.25
Human Resources	41,885.16	State Aid Revenues	273,957.52	Veteran & Senior Citizen Taxes		30,250.00
Elections		Federal Aid Revenues		Total Taxes for Rate Computation	2.34	1,880,714.15
General Administration (other)	142,736.15	State and Local Fiscal Assistance Act Utilized		Special District Taxes		78,295.00
JUDICIARY		Sole of Acquired Property		Bank Corp. Taxes		
Municipal Courts	26,639.96	Other Miscellaneous Revenues	158,382.11	Added and Omitted Taxes		
PUBLIC SAFETY		Total	2,485,528.23	Total Taxes Levied - ABSTRACT		1,928,759.15
Fire Protection		Prior Years Surplus Appropriated ¹	188,000.00	Total Taxes Billed		1,929,319.80
Police Protection	293,831.00	REVENUES	TOTAL	1992 TAXES COLLECTED		1,661,934.80
Civil Defense & Disaster Control	50.00	Reserve For Uncollected Taxes	293,983.57	1992 Taxes Cancelled, Abated or Adjusted		3,316.30
Environmental Inspection & Control	15,851.00	CAPITAL OUTLAY	TOTAL	Transfer to Tax Title Liens or Foreclosed		10,247.99
Other Public Safety			121,946.91	Balance Outstanding Dec. 31, 1992		253,270.71
PUBLIC WORKS		Public Enterprises		PRIOR YEARS TAXES OUTSTANDING		
Streets and Drainage	100,291.21	Recreation-Culture		Balance January 1, 1992		260,092.33
Sewers and Sewage Processing		Public Works	100,457.91	Collected in 1992		213,876.20
Garbage and Trash Disposal	141,830.00	Buildings and Grounds	21,489.00	Cancelled, Abated or Adjusted 1992		
Public Buildings and Grounds	42,500.00	Library and Education		Transfers to Tax Title Liens or Foreclosed		
Other Public Works		Conservation		Balance December 31, 1992		46,216.18
HEALTH and WELFARE		All Other		TAX TITLE LIENS OUTSTANDING		
Health Services Except Environmental	3,500.00	CAPITAL DEBT AUTHORIZED, DECEMBER 31, 1992		Balance January 1, 1992		101,350.42
Welfare-Public Assistance	2,770.00	ISSUED AND UNISSUED	GROSS DEBT	Transfer From Taxes		10,247.99
Hospital, Clinics, First Aid		School		Redeemed in 1992		3,044.24
Animal, Insect, & Rodent Control		Self-Liquidating		Cancelled, Abated or Adjusted (1992)		
Other Welfare Services		Other	219,440	Transfers to Foreclosed Property		
RECREATION and CONSERVATION		Total	219,440	Balance December 31, 1992		108,554.17
Beaches and Boardwalks		ISSUED AND OUTSTANDING		PROPERTY ACQUIRED BY DEED OR FORECLOSURE		
Parks, Playgrounds, Shade Trees	5,300.00	School		Balance January 1, 1992		34,500.00
Land Reclamation & Conservation		Self-Liquidating		Transfers From Taxes or Liens		
Other Recreational Services	3,000.00	Other		Sale for Cash (1992)		
EDUCATION (excluding schools)		Total		Cancelled, Abated or Adjusted (1992)		
Libraries	2,000.00	EQUALIZED VALUATION BASIS		Balance December 31, 1992		34,500.00
Other Educational Services		FOR NET DEBT COMPUTATION	77,279,439	CURRENT FINANCES DECEMBER 31, 1992		
STATUTORY EXPENDITURES		REAL PROPERTY VALUATIONS		ASSETS		
Pensions & F. L. C. A.	47,350.39	Code	Class	# of Parcels	% VAL'N	ASSESSED VALUATION
Employee Fringe Benefits	45,800.00	1	Vacant Land	70	1.44	Cash Dec. 31, 1992
Other Statutory Expenditures	1,400.00	2	Residential	850	86.51	Taxes Receivable
CETA And Other Public Employment Programs		3	Farm			Tax Title Liens
MUNICIPAL FUNCTIONS	TOTAL	4a	Commercial	51	6.94	Foreclosed Property
CAPITAL IMPROVEMENTS	*MEMO*	4b	Industrial	14	4.17	Emergencies & Other Deferred Charges
DEBT SERVICE		4c	Apartments	5	.95	State and Federal Aid Receivable
Principal Payments		Total	990			Other Receivables
Interest Payments		Land Area	.54	Sq. Miles		Total
DEFERRED CHARGES	19,021.65	Net Valuation Taxable-Municipal	40,118,927			LIABILITIES, RESERVES, AND SURPLUS
SCHOOL, COUNTY, SPECIAL DISTRICT TAXES	1,470,758.90	Net Valuation Taxable-County	80,974,832			Cash Liabilities
RESERVE FOR UNCOLLECTED TAXES	293,988.57	State Equalized Valuation	73,572,162			Reserves for Receivables
EXPENDITURES	TOTAL	State Equalization Ratio	51.00			Surplus Dec. 31, 1992
	2,889,241.99					Total

2104

Population 1980 4,360
 Population 1990 5,331
 S & P Rating A+
 Moody Rating

General Tax Rate Per \$100. 2.04
 State Equalized Tax Rate 1.43

BLAIRSTOWN TOWNSHIP - WARREN CO.

Form of Government:

Township Committee

Number of Members on Governing Body - 5

PER CAPITA: Gross Debt 855.45 1.12
 Net Debt 418.31 .55
 Debt Service 20.93 Tax Levy Collected 92.94
 Total Tax Levy 1,090.78 Tax Levy Cancelled, Abated
 Municipal Expenditures 720.43 or Adjusted .06

EXPENDITURES		REVENUES-REALIZED		1992 PROPERTY TAX	
GENERAL GOVERNMENT		REVENUES-REALIZED		STATE EQUALIZED TAX RATE	
Governing Body & Public Boards		1992 Property Taxes Collected	5,411,847.90	Local District School Taxes	.42 1,663,351.00
Municipal Clerk		1992 Payments in Lieu of Taxes		Regional & Consolidated School Tax	.37 1,445,085.97
Financial Administration	69,795.86	Delinquent Tax & Lien Collections	340,987.82	School Taxes in Municipal Budget	
Assessment of Taxes	43,541.90	Business Personalty Replacement Taxes	31,835.08	County Taxes	.63 2,473,923.00
Collection of Taxes	24,239.24	Taxes from Public Utilities	2,826,400.00	County Library Taxes	.05 208,008.76
Planning, Housing & Development	35,557.05	Other Miscellaneous Tax Revenues		Local Municipal Purpose Taxes	
Human Resources	14,279.75	State Aid Revenues	145,738.75	Veteran & Senior Citizen Taxes	45,100.00
Elections		Federal Aid Revenues		Total Taxes for Rate Computation	1.47 5,835,468.73
General Administration (other)	275,240.27	State and Local Fiscal Assistance Act Utilized		Special District Taxes	
JUDICIARY		Sale of Acquired Property		Bank Corp. Taxes	
Municipal Courts	29,012.00	Other Miscellaneous Revenues	407,502.98	Added and Omitted Taxes	24,593.92
PUBLIC SAFETY				Total Taxes Levied - ABSTRACT	5,814,962.65
Fire Protection	45,301.92			Total Taxes Billed	5,823,209.18
Police Protection	354,414.87	Prior Years Surplus Appropriated	371,430.00	1992 TAXES COLLECTED	5,411,847.90
Civil Defense & Disaster Control	7,213.04	REVENUES TOTAL	9,535,742.53	1992 Taxes Cancelled, Abated or Adjusted	2,483.70
Environmental Inspection & Control	50,269.45	Reserve For Uncollected Taxes	414,675.00	Transfer to Tax Title Liens or Foreclosed	11,625.96
Other Public Safety				Balance Outstanding Dec. 31, 1992	397,251.62
PUBLIC WORKS		CAPITAL OUTLAY	TOTAL	PRIOR YEARS TAXES OUTSTANDING	
Streets and Drainage	379,764.53	Public Enterprises		Balance January 1, 1992	357,511.99
Sewers and Sewage Processing	2,415.00	Recreation-Culturc		Collected in 1992	339,661.89
Garbage and Trash Disposal	20,000.00	Public Works	953,899.24	Cancelled, Abated or Adjusted 1992	
Public Buildings and Grounds	75,466.68	Buildings and Grounds	15,452.02	Transfers to Tax Title Liens or Foreclosed	6,581.25
Other Public Works		Library and Education		Balance December 31, 1992	21,268.85
HEALTH and WELFARE		Conservation		TAX TITLE LIENS OUTSTANDING	
Health Services Except Environmental	6,436.68	All Other		Balance January 1, 1992	18,239.06
Welfare-Public Assistance	15,700.04			Transfer From Taxes	20,147.14
Hospital, Clinics, First Aid				Redeemed in 1992	1,325.93
Animal, Insect, & Rodent Control				Cancelled, Abated or Adjusted (1992)	
Other Welfare Services				Transfers to Foreclosed Property	
RECREATION and CONSERVATION				Balance December 31, 1992	37,060.27
Beaches and Boardwalks				PROPERTY ACQUIRED BY DEED OR	
Parks, Playgrounds, Shade Trees				FORECLOSURE	
Land Reclamation & Conservation	8,350.00			Balance January 1, 1992	
Other Recreational Services	34,155.18			Transfers From Taxes or Liens	
EDUCATION (excluding schools)				Sale for Cash (1992)	
Libraries	4,000.00			Cancelled, Abated or Adjusted (1992)	
Other Educational Services	1,640,000.00			Balance December 31, 1992	
STATUTORY EXPENDITURES				CURRENT FINANCES DECEMBER 31, 1992	
Pensions & F. L. C. A.	57,627.76			ASSETS	
Employee Fringe Benefits	121,502.89			Cash Dec. 31, 1992	4,984,721.64
Other Statutory Expenditures	100.00			Taxes Receivable	418,520.47
CETA And Other Public Employment Programs				Tax Title Liens	37,060.27
MUNICIPAL FUNCTIONS				Foreclosed Property	
CAPITAL IMPROVEMENTS				Emergencies & Other Deferred Charges	
DEBT SERVICE				State and Federal Aid Receivable	
Principal Payments	60,000.00			Other Receivables	155,991.73
Interest Payments	51,569.90			Total	5,596,294.11
DEFERRED CHARGES				LIABILITIES, RESERVES, AND SURPLUS	
SCHOOL, COUNTY, SPECIAL DISTRICT TAXES	5,790,368.73			Cash Liabilities	893,651.43
RESERVE FOR UNCOLLECTED TAXES	414,675.00			Reserves for Receivables	611,572.47
EXPENDITURES	TOTAL			Surplus Dec. 31, 1992	4,101,070.21
	9,630,995.74			Total	5,596,294.11

Population 1980 47,792
 Population 1990 45,061
 S & P Rating
 Moody Rating AAA

General Tax Rate Per \$100. 2.90
 State Equalized Tax Rate 2.68

BLOOMFIELD TOWNSHIP - ESSEX COUNTY
 Form of Government:
Special Charter (P.L. 1955 c. 201)
 Number of Members on Governing Body - 7

PER CAPITA:
 Gross Debt 377.97
 Net Debt 209.20
 Debt Service 31.35
 Total Tax Levy 1,412.96
 Municipal Expenditures 657.93

PER CENT:
 Gross Debt .70
 Net Debt .39
 Tax Levy Collected 95.70
 Tax Levy Cancelled, Abated or Adjusted .16

EXPENDITURES		REVENUES-REALIZED		1992 PROPERTY TAX	
GENERAL GOVERNMENT		REVENUES		STATE EQUALIZED TAX RATE	
Governing Body & Public Boards	68,700.00	1992 Property Taxes Collected	51,032,039.97	Local District School Taxes	1.21 28,700,979.50
Municipal Clerk	130,900.00	1992 Payments in Lieu of Taxes		Regional & Consolidated School Tax	
Financial Administration	335,500.00	Delinquent Tax & Lien Collections	1,384,558.04	School Taxes in Municipal Budget	
Assessment of Taxes	77,300.00	Business Personality Replacement Taxes	1,039,063.12	County Taxes	.66 15,730,538.48
Collection of Taxes		Taxes from Public Utilities	2,091,921.00	County Library Taxes	
Planning, Housing & Development	92,500.00	Other Miscellaneous Tax Revenues		Local Municipal Purpose Taxes	.81 19,189,994.76
Human Resources	509,104.00	State Aid Revenues	3,574,585.87	Veteran & Senior Citizen Taxes	394,000.00
Elections		Federal Aid Revenues		Total Taxes for Rate Computation	2.68 64,015,512.74
General Administration (other)	1,007,150.68	State and Local Fiscal Assistance Act Utilized		Special District Taxes	
JUDICIARY	206,500.00	State and Local Fiscal Assistance Act Utilized		Bank Corp. Taxes	
Municipal Courts		Sale of Acquired Property		Added and Omitted Taxes	48,002.74
PUBLIC SAFETY		Other Miscellaneous Revenues	2,325,227.39	Total Taxes Levied - ABSTRACT	63,669,515.48
Fire Protection	4,355,664.00	Total	71,447,365.39	Total Taxes Billed	63,777,109.54
Police Protection	6,366,284.19	Prior Years Surplus Appropriated	1,900,000.00	1992 TAXES COLLECTED	61,032,009.97
Civil Defense & Disaster Control	22,900.00	REVENUES TOTAL	73,347,365.39	1992 Taxes Cancelled, Abated or Adjusted	103,846.42
Environmental Inspection & Control	24,000.00	Reserve For Uncollected Taxes	2,559,841.50	Transfer to Tax Title Liens or Foreclosed	81,981.60
Other Public Safety		CAPITAL OUTLAY TOTAL	904,134.31	Balance Outstanding Dec. 31, 1992	2,559,271.55
PUBLIC WORKS		REVENUES		PRIOR YEARS TAXES OUTSTANDING	
Streets and Drainage	1,339,650.00	Public Enterprises	128,586.31	Balance January 1, 1992	1,686,966.63
Sewers and Sewage Processing	1,656,650.00	Recreation-Culture	172,610.97	Collected in 1992	1,329,471.69
Garbage and Trash Disposal	2,680,000.00	Public Works	549,558.26	Cancelled, Abated or Adjusted 1992	235,071.64
Public Buildings and Grounds	736,100.00	Buildings and Grounds	53,378.77	Transfers to Tax Title Liens or Foreclosed	
Other Public Works	116,500.00	Library and Education		Balance December 31, 1992	122,423.30
HEALTH and WELFARE		Conservation		TAX TITLE LIENS OUTSTANDING	
Health Services Except Environmental	681,258.10	All Other		Balance January 1, 1992	240,538.51
Welfare-Public Assistance	134,460.00	CAPITAL DEBT AUTHORIZED, DECEMBER 31, 1992		Transfer From Taxes	82,069.76
Hospital, Clinics, First Aid		ISSUED AND UNISSUED		Redeemed in 1992	55,086.35
Animal, Insect, & Rodent Control	95,000.00	School	954,000	Cancelled, Abated or Adjusted (1992)	
Other Welfare Services		Self-Liquidating	6,550,629	Transfers to Foreclosed Property	
RECREATION and CONSERVATION		Other	9,426,939	Balance December 31, 1992	267,521.92
Beaches and Boardwalks		Total	17,031,569	PROPERTY ACQUIRED BY DEED OR FORECLOSURE	
Parks, Playgrounds, Shade Trees	500.00	ISSUED AND OUTSTANDING		Balance January 1, 1992	355,100.00
Land Reclamation & Conservation		School	954,000.00	Transfers From Taxes or Liens	
Other Recreational Services	528,800.00	Self-Liquidating	5,310,934.06	Sale for Cash (1992)	
EDUCATION (excluding schools)		Other	8,755,000.00	Cancelled, Abated or Adjusted (1992)	
Libraries	875,000.00	Total	15,019,934.06	Balance December 31, 1992	355,100.00
Other Educational Services	3,250.00	EQUALIZED VALUATION BASIS		CURRENT FINANCES DECEMBER 31, 1992	
STATUTORY EXPENDITURES		FOR NET DEBT COMPUTATION		ASSETS	
Pensions & F. I. C. A.	695,000.00	REAL PROPERTY VALUATIONS		Cash Dec. 31, 1992	4,081,842.17
Employee Fringe Benefits	2,769,600.00	Code Class # of Parcels % VAL'N		Taxes Receivable	2,681,694.85
Other Statutory Expenditures	1,000.00	1 Vacant Land 246 .77		Tax Title Liens	267,521.92
CETA And Other Public Employment Programs		2 Residential 11486 74.39		Foreclosed Property	355,100.00
MUNICIPAL FUNCTIONS TOTAL	25,509,270.97	3 Farm		Emergencies & Other Deferred Charges	413,500.00
CAPITAL IMPROVEMENTS *MEMO*	47,000.00	4a Commercial 714 13.94		State and Federal Aid Receivable	
DEBT SERVICE		4b Industrial 73 4.49		Other Receivables	63,833.98
Principal Payments	875,000.00	4c Apartments 99 6.40		Total	7,863,492.92
Interest Payments	536,500.93	Total 12618		LIABILITIES, RESERVES, AND SURPLUS	
DEFERRED CHARGES	165,528.49	Land Area 5.40 Sq. Miles		Cash Liabilities	2,383,866.93
SCHOOL, COUNTY, SPECIAL DISTRICT TAXES	44,431,517.98	Net Valuation Taxable-Municipal	2,197,139,600	Reserves for Receivables	3,368,150.75
RESERVE FOR UNCOLLECTED TAXES	2,559,841.50	Net Valuation Taxable-County	2,488,675,003	Surplus Dec. 31, 1992	2,111,475.24
EXPENDITURES TOTAL	74,078,659.92	State Equalized Valuation	2,372,870,259	Total	7,863,492.92
		State Equalization Ratio	92.55		

1631

Population 1980 7,367
 Population 1990 7,530
 S & P Rating
 Moody Rating AAA

General Tax Rate Per \$100. 2.76
 State Equalized Tax Rate 2.76

BLOOMINGDALE BOROUGH - PASSAIC CO.

Form of Government:
Borough Council

Number of Members on Governing Body - 6

PER CAPITA:
 Gross Debt 767.11
 Net Debt 719.82
 Debt Service 67.70
 Total Tax Levy 1,502.69
 Municipal Expenditures 631.36

PER CENT:
 Gross Debt 1.35
 Net Debt 1.27
 Tax Levy Collected 94.81
 Tax Levy Cancelled, Abated or Adjusted .23

EXPENDITURES		REVENUES-REALIZED		1992 PROPERTY TAX	
GENERAL GOVERNMENT		REVENUES-REALIZED		STATE EQUALIZED TAX RATE	
Governing Body & Public Boards	6,900.00	1992 Property Taxes Collected	10,732,951.00	Local District School Taxes	1.63
Municipal Clerk		1992 Payments in Lieu of Taxes		Regional & Consolidated School Tax	
Financial Administration	69,337.00	Delinquent Tax & Lien Collections	411,074.00	School Taxes in Municipal Budget	
Assessment of Taxes	30,512.00	Business Personalty Replacement Taxes	66,232.00	County Library Taxes	.45
Collection of Taxes	58,895.00	Taxes from Public Utilities	319,577.00	Local Municipal Purpose Taxes	.69
Planning, Housing & Development	32,361.00	Other Miscellaneous Tax Revenues		Veteran & Senior Citizen Taxes	
Human Resources	21,214.00	State Aid Revenues	400,657.00	Total Taxes for Rate Computation	2.77
Elections	2,150.00	Federal Aid Revenues		Special District Taxes	
General Administration (other)	512,122.00	State and Local Fiscal Assistance Act Utilized		Bank Corp. Taxes	
JUDICIARY		Sale of Acquired Property		Added and Omitted Taxes	14,810.00
Municipal Courts	34,624.00	Other Miscellaneous Revenues	505,689.00	Total Taxes Levied - ABSTRACT	11,315,219.03
PUBLIC SAFETY				Total Taxes Billed	11,320,533.00
Fire Protection	37,145.00	Prior Years Surplus Appropriated	230,000.00	1992 TAXES COLLECTED	10,732,851.00
Police Protection	808,177.00	REVENUES TOTAL	12,666,080.00	1992 Taxes Cancelled, Abated or Adjusted	25,914.00
Civil Defense & Disaster Control	1,500.00	Reserve For Uncollected Taxes	658,260.00	Transfer to Tax Title Liens or Foreclosed	52,115.00
Environmental Inspection & Control	45,826.00	CAPITAL OUTLAY TOTAL	670,062.00	Balance Outstanding Dec. 31, 1992	509,653.00
Other Public Safety				PRIOR YEARS TAXES OUTSTANDING	
PUBLIC WORKS		Public Enterprises	4,693.00	Balance January 1, 1992	401,858.00
Streets and Drainage	303,645.00	Recreation-Culture	12,729.00	Collected in 1992	366,430.00
Sewers and Sewage Processing	20,000.00	Public Works	645,160.00	Cancelled, Abated or Adjusted 1992	3,060.00
Garbage and Trash Disposal	568,454.00	Buildings and Grounds	7,480.00	Transfers to Tax Title Liens or Foreclosed	19,890.00
Public Buildings and Grounds	50,780.00	Library and Education		Balance December 31, 1992	12,478.00
Other Public Works	35,000.00	Conservation		TAX TITLE LIENS OUTSTANDING	
HEALTH and WELFARE		All Other		Balance January 1, 1992	143,151.00
Health Services Except Environmental	83,248.00			Transfer From Taxes	75,260.00
Welfare-Public Assistance	3,113.00	CAPITAL DEBT AUTHORIZED, DECEMBER 31, 1992		Redeemed in 1992	44,644.00
Hospital, Clinics, First Aid		ISSUED AND UNISSUED		Cancelled, Abated or Adjusted (1992)	
Animal, Insect, & Rodent Control	4,962.00	School	225,000	Transfers to Foreclosed Property	
Other Welfare Services		Self-Liquidating	1,487,262	Balance December 31, 1992	173,767.00
RECREATION and CONSERVATION		Other	4,064,070	PROPERTY ACQUIRED BY DEED OR FORECLOSURE	
Beaches and Boardwalks		Total	5,776,332	Balance January 1, 1992	1,908,200.00
Parks, Playgrounds, Shade Trees	2,500.00	ISSUED AND OUTSTANDING		Transfers From Taxes or Liens	
Land Reclamation & Conservation	980.00	School	225,000.00	Sale for Cash (1992)	
Other Recreational Services	51,113.00	Self-Liquidating	1,487,262.00	Cancelled, Abated or Adjusted (1992)	
EDUCATION (excluding schools)		Other	3,469,250.00	Balance December 31, 1992	1,908,200.00
Libraries	168,853.00	Total	5,181,512.00	CURRENT FINANCES DECEMBER 31, 1992	
Other Educational Services		EQUALIZED VALUATION BASIS		ASSETS	
STATUTORY EXPENDITURES		FOR NET DEBT COMPUTATION	427,664,799	Cash Dec. 31, 1992	2,900,374.00
Pensions & F. L. C. A.	191,160.00	REAL PROPERTY VALUATIONS		Taxes Receivable	522,131.00
Employee Fringe Benefits	334,258.00	Code Class # of Parcels % VAL'N		Tax Title Liens	173,767.00
Other Statutory Expenditures		1 Vacant Land 232 4.69	19,175,900.00	Foreclosed Property	1,908,200.00
CETA And Other Public Employment Programs		2 Residential 2397 84.93	347,033,700.00	Emergencies & Other Deferred Charges	55,890.00
MUNICIPAL FUNCTIONS TOTAL	3,479,640.00	3 Farm 9 .15	613,534.00	State and Federal Aid Receivable	1,746.00
CAPITAL IMPROVEMENTS *MEMO*	13,150.00	4a Commercial 95 7.12	29,110,300.00	Other Receivables	221,682.00
DEBT SERVICE		4b Industrial 3 .12	505,200.00	Total	5,783,300.00
Principal Payments	280,000.00	4c Apartments 8 2.98	12,162,200.00	LIABILITIES, RESERVES, AND SURPLUS	
Interest Payments	229,807.00	Total 2744	408,601,834.00	Cash Liabilities	2,794,637.00
DEFERRED CHARGES	107,400.00	Land Area 8.74 Sq. Miles		Reserves for Receivables	2,825,780.00
SCHOOL, COUNTY, SPECIAL DISTRICT TAXES	8,479,308.03	Net Valuation Taxable-Municipal	409,627,653	Surplus Dec. 31, 1992	152,883.00
RESERVE FOR UNCOLLECTED TAXES	658,260.00	Net Valuation Taxable-County	379,726,067	Total	5,783,300.00
EXPENDITURES TOTAL	13,233,415.03	State Equalized Valuation	409,464,283		
		State Equalization Ratio	100.04		

Population 1980 864
 Population 1990 890
 S & P Rating
 Moody Rating

General Tax Rate Per \$100. 1.78
 State Equalized Tax Rate 1.75

BLOOMSBURY BOROUGH - HUNTERDON CO.
 Form of Government:
Borough Council

PER CAPITA: PER CENT:
 Gross Debt 212.63 Gross Debt .33
 Net Debt 126.97 Net Debt .20
 Debt Service 21.86 Tax Levy Collected 93.72
 Total Tax Levy 1,127.64 Tax Levy Cancelled, Abated
 Municipal Expenditures 925.99 or Adjusted 2.85

EXPENDITURES		REVENUES-REALIZED		1992 PROPERTY TAX	
GENERAL GOVERNMENT				STATE EQUALIZED TAX RATE	
Governing Body & Public Boards		1992 Property Taxes Collected	944,692.42	Local District School Taxes	1.79 677,743.00
Municipal Clerk		1992 Payments in Lieu of Taxes		Regional & Consolidated School Tax	
Financial Administration	13,300.00	Delinquent Tax & Lien Collections	33,245.79	School Taxes in Municipal Budget	
Assessment of Taxes	9,050.00	Business Personalty Replacement Taxes	13,543.96	County Taxes	.30 172,720.06
Collection of Taxes	7,125.00	Taxes from Public Utilities		County Library Taxes	.03 14,674.79
Planning, Housing & Development	6,900.00	Other Miscellaneous Tax Revenues		Local Municipal Purpose Taxes	.23 131,552.00
Human Resources		State Aid Revenues	379,235.00	Veteran & Senior Citizen Taxes	
Elections	500.00	Federal Aid Revenues		Total Taxes for Rate Computation	1.75 1,003,339.85
General Administration (other)	98,400.36	State and Local Fiscal Assistance Act Utilized		Special District Taxes	
JUDICIARY		Sale of Acquired Property		Bank Corp. Taxes	
Municipal Courts	27,825.00	Other Miscellaneous Revenues	134,811.01	Added and Omitted Taxes	6,908.08
PUBLIC SAFETY		Total	1,505,529.18	Total Taxes Levied - ABSTRACT	1,003,597.93
Fire Protection	23,997.00	Prior Years Surplus Appropriated	136,759.00	Total Taxes Billed	1,007,978.73
Police Protection	5,200.00	REVENUES TOTAL	1,692,286.18	1992 TAXES COLLECTED	944,692.42
Civil Defense & Disaster Control	6,400.00	Reserve For Uncollected Taxes	53,316.00	1992 Taxes Cancelled, Abated or Adjusted	28,720.75
Environmental Inspection & Control		CAPITAL OUTLAY TOTAL		Transfer to Tax Title Liens or Foreclosed	2,273.06
Other Public Safety		Public Enterprises		Balance Outstanding Dec. 31, 1992	32,292.50
PUBLIC WORKS		Recreation-Culture		PRIOR YEARS TAXES OUTSTANDING	
Streets and Drainage	405,700.00	Public Works		Balance January 1, 1992	35,199.39
Sewers and Sewage Processing	5,500.00	Buildings and Grounds		Collected in 1992	33,245.79
Garbage and Trash Disposal	75,000.00	Library and Education		Cancelled, Abated or Adjusted 1992	
Public Buildings and Grounds	26,050.00	Conservation		Transfers to Tax Title Liens or Foreclosed	1,953.60
Other Public Works	12,000.00	All Other		Balance December 31, 1992	
HEALTH and WELFARE		CAPITAL DEBT AUTHORIZED, DECEMBER 31, 1992		TAX TITLE LIENS OUTSTANDING	
Health Services Except Environmental	600.00	ISSUED AND UNISSUED		Balance January 1, 1992	1,424.57
Welfare-Public Assistance	600.00	School		Transfer From Taxes	4,698.31
Hospital, Clinics, First Aid		Self-Liquidating	72,894	Redeemed in 1992	
Animal, Insect, & Rodent Control	1,700.00	Other	116,345	Cancelled, Abated or Adjusted (1992)	
Other Welfare Services		Total	189,240	Transfers to Foreclosed Property	
RECREATION and CONSERVATION		ISSUED AND OUTSTANDING		Balance December 31, 1992	6,122.88
Beaches and Boardwalks		School		PROPERTY ACQUIRED BY DEED OR FORECLOSURE	
Parks, Playgrounds, Shade Trees		Self-Liquidating		Balance January 1, 1992	1,100.00
Land Reclamation & Conservation		Other		Transfers From Taxes or Liens	
Other Recreational Services	2,200.00	Total	106,315.00	Sale for Cash (1992)	
EDUCATION (excluding schools)		EQUALIZED VALUATION BASIS FOR NET DEBT COMPUTATION	56,769,477	Cancelled, Abated or Adjusted (1992)	
Libraries		REAL PROPERTY VALUATIONS		Balance December 31, 1992	1,100.00
Other Educational Services		Code Class # of Parcels % VAL'N ASSESSED VALUATION		CURRENT FINANCES DECEMBER 31, 1992	
STATUTORY EXPENDITURES		1 Vacant Land 59 2.30 1,287,150.00		ASSETS	
Pensions & F. L. C. A.	6,170.00	2 Residential 309 74.59 41,830,500.00		Cash Dec. 31, 1992	395,411.05
Employee Fringe Benefits		3 Farm 16 1.75 980,700.00		Taxes Receivable	32,292.50
Other Statutory Expenditures	250.00	4a Commercial 14 13.89 7,790,200.00		Tax Title Liens	6,122.88
CETA And Other Public Employment Programs		4b Industrial 5 6.11 3,424,500.00		Foreclosed Property	
MUNICIPAL FUNCTIONS TOTAL	734,467.34	4c Apartments 3 1.37 767,700.00		Emergencies & Other Deferred Charges	14,000.00
CAPITAL IMPROVEMENTS *MEMO*	1,000.00	Total 405 56,080,750.00		State and Federal Aid Receivable	53,551.19
DEBT SERVICE		Land Area .80 Sq. Miles		Other Receivables	1,713.51
Principal Payments	12,565.00	Net Valuation Taxable-Municipal	56,239,924	Total	503,091.13
Interest Payments	6,890.37	Net Valuation Taxable-County	57,218,176	LIABILITIES, RESERVES, AND SURPLUS	
DEFERRED CHARGES	16,875.61	State Equalized Valuation	57,105,508	Cash Liabilities	159,587.06
SCHOOL, COUNTY, SPECIAL DISTRICT TAXES	865,137.85	State Equalization Ratio	99.48	Reserves for Receivables	40,128.89
RESERVE FOR UNCOLLECTED TAXES	53,316.00			Surplus Dec. 31, 1992	303,375.19
EXPENDITURES TOTAL	1,689,272.17			Total	503,091.13

0204
 Population 1980 8,344
 Population 1990 7,824
 S & P Rating
 Moody Rating A

General Tax Rate Per \$100. 3.00
 State Equalized Tax Rate 2.42

BOGOTA BOROUGH - BERGEN COUNTY
 Form of Government.
Borough Council
 Number of Members on Governing Body - 6

PER CAPITA:
 Gross Debt 475.08
 Net Debt 462.30
 Debt Service 28.54
 Total Tax Levy 1,248.84
 Municipal Expenditures 668.47
 PER CENT:
 Gross Debt .88
 Net Debt .86
 Tax Levy Collected 97.88
 Tax Levy Cancelled, Abated or Adjusted .19

EXPENDITURES		REVENUES-REALIZED			1992 PROPERTY TAX	
GENERAL GOVERNMENT		CAPITAL OUTLAY			STATE EQUALIZED TAX RATE	
Governing Body & Public Boards		Public Enterprises			Local District School Taxes	1.42
Municipal Clerk		Recreation-Culture	128,486.00		Regional & Consolidated School Tax	
Financial Administration	63,835.00	Public Works	128,381.00		School Taxes in Municipal Budget	
Assessment of Taxes	22,895.00	Buildings and Grounds	61,054.00		County Taxes	.28
Collection of Taxes	31,989.00	Library and Education			County Library Taxes	
Planning, Housing & Development	16,279.00	Conservation			Local Municipal Purpose Taxes	.71
Human Resources	83,339.00	All Other			Veteran & Senior Citizen Taxes	
Elections					Total Taxes for Rate Computation	2.41
General Administration (other)	437,071.00				Special District Taxes	
JUDICIARY					Bank Corp. Taxes	
Municipal Courts	64,327.00				Added and Omitted Taxes	413.00
PUBLIC SAFETY					Total Taxes Levied - ABSTRACT	9,770,903.02
Fire Protection	139,739.00				Total Taxes Billed	9,798,147.00
Police Protection	1,188,983.00				1992 TAXES COLLECTED	9,590,553.00
Civil Defense & Disaster Control	6,783.00				1992 Taxes Cancelled, Abated or Adjusted	18,378.00
Environmental Inspection & Control	53,090.00				Transfer to Tax Title Liens or Foreclosed	1,677.00
Other Public Safety					Balance Outstanding Dec. 31, 1992	187,539.00
PUBLIC WORKS					PRIOR YEARS TAXES OUTSTANDING	
Streets and Drainage	360,851.00				Balance January 1, 1992	179,502.00
Sewers and Sewage Processing	942,021.00				Collected in 1992	151,765.00
Garbage and Trash Disposal	209,419.00				Cancelled, Abated or Adjusted 1992	
Public Buildings and Grounds	34,022.00				Transfers to Tax Title Liens or Foreclosed	1,565.00
Other Public Works	29,500.00				Balance December 31, 1992	26,172.00
HEALTH and WELFARE					TAX TITLE LIENS OUTSTANDING	
Health Services Except Environmental	33,174.00				Balance January 1, 1992	
Welfare-Public Assistance	17,057.00				Transfer From Taxes	3,558.00
Hospital, Clinics, First Aid					Redeemed in 1992	
Animal, Insect, & Rodent Control					Cancelled, Abated or Adjusted (1992)	
Other Welfare Services					Transfers to Foreclosed Property	
RECREATION and CONSERVATION					Balance December 31, 1992	3,558.00
Beaches and Boardwalks					PROPERTY ACQUIRED BY DEED OR	
Parks, Playgrounds, Shade Trees	40,000.00				FORECLOSURE	
Land Reclamation & Conservation	57,745.00				Balance January 1, 1992	136,680.00
Other Recreational Services	60,389.00				Transfers From Taxes or Liens	
EDUCATION (excluding schools)					Sale for Cash (1992)	
Libraries	155,000.00				Cancelled, Abated or Adjusted (1992)	
Other Educational Services	100.00				Balance December 31, 1992	136,680.00
STATUTORY EXPENDITURES					CURRENT FINANCES DECEMBER 31, 1992	
Pensions & F. L. C. A.	229,621.00				ASSETS	
Employee Fringe Benefits	348,358.00				Cash Dec. 31, 1992	914,910.00
Other Statutory Expenditures					Taxes Receivable	213,711.00
CETA And Other Public Employment Programs					Tax Title Liens	3,558.00
MUNICIPAL FUNCTIONS TOTAL	4,625,587.00				Foreclosed Property	136,680.00
CAPITAL IMPROVEMENTS *MEMO*	47,830.00				Emergencies & Other Deferred Charges	15,775.00
DEBT SERVICE					State and Federal Aid Receivable	4,360.00
Principal Payments	118,803.00				Other Receivables	51,212.00
Interest Payments	104,462.00				Total	1,340,206.00
DEFERRED CHARGES	89,949.00				LIABILITIES, RESERVES, AND SURPLUS	
SCHOOL, COUNTY, SPECIAL DISTRICT TAXES	6,888,120.06				Cash Liabilities	353,207.00
RESERVE FOR UNCOLLECTED TAXES	291,285.00				Reserves for Receivables	405,161.00
EXPENDITURES TOTAL	12,118,206.06				Surplus Dec. 31, 1992	571,838.00
					Total	1,340,206.00

1431

Population 1980 8,620
 Population 1990 8,343
 S & P Rating A+
 Moody Rating A

General Tax Rate Per \$100. 4.84
 State Equalized Tax Rate 2.20

BOONTON TOWN - MORRIS COUNTY

Form of Government:

Town Council

Number of Members on Governing Body - 9

PER CAPITA:

Gross Debt 1,619.70
 Net Debt 196.62
 Debt Service 6.61
 Total Tax Levy 1,334.33
 Municipal Expenditures 589.06

PER CENT:

Gross Debt 2.60
 Net Debt .32
 Tax Levy Collected 96.15
 Tax Levy Cancelled, Abated or Adjusted .05

EXPENDITURES		REVENUES-REALIZED		1992 PROPERTY TAX	
GENERAL GOVERNMENT				STATE EQUALIZED TAX RATE 1.38	
Governing Body & Public Boards		1992 Property Taxes Collected	10,719,497.06	Local District School Taxes	6,963,402.98
Municipal Clerk		1992 Payments in Lieu of Taxes		Regional & Consolidated School Tax	
Financial Administration	59,920.22	Delinquent Tax & Lien Collections	301,937.64	School Taxes in Municipal Budget	
Assessment of Taxes	23,676.00	Business Personality Replacement Taxes	324,739.44	County Taxes	1,477,363.44
Collection of Taxes	43,000.00	Taxes from Public Utilities	460,446.00	County Library Taxes	
Planning, Housing & Development	55,759.00	Other Miscellaneous Tax Revenues		Local Municipal Purpose Taxes	2,629,421.11
Human Resources	40,540.50	State Aid Revenues	438,603.03	Veteran & Senior Citizen Taxes	69,850.00
Elections		Federal Aid Revenues		Total Taxes for Rate Computation	11,140,042.53
General Administration (other)	420,747.25	State and Local Fiscal Assistance Act Utilized		Special District Taxes	
JUDICIARY		Sale of Acquired Property	10,000.00	Bank Corp. Taxes	
Municipal Courts	79,701.37	Other Miscellaneous Revenues	492,609.13	Added and Omitted Taxes	62,117.69
PUBLIC SAFETY		Total	12,747,832.30	Total Taxes Levied - ABSTRACT	11,132,310.22
Fire Protection	89,859.00	Prior Years Surplus Appropriated	630,000.00	Total Taxes Billed	11,148,518.31
Police Protection	1,113,846.70	REVENUES TOTAL	13,377,832.30	1992 TAXES COLLECTED	10,719,497.06
Civil Defense & Disaster Control	2,300.00	Reserve For Uncollected Taxes	682,765.27	1992 Taxes Cancelled, Abated or Adjusted	5,912.15
Environmental Inspection & Control	43,159.00	CAPITAL OUTLAY TOTAL	366,517.66	Transfer to Tax Title Liens or Foreclosed	4,026.88
Other Public Safety		Public Enterprises	52,078.80	Balance Outstanding Dec. 31, 1992	419,082.22
PUBLIC WORKS		Recreation-Culture	27,000.00	PRIOR YEARS TAXES OUTSTANDING	
Streets and Drainage	423,700.00	Public Works	233,729.52	Balance January 1, 1992	322,922.65
Sewers and Sewage Processing	42,117.12	Buildings and Grounds	53,710.34	Collected in 1992	301,937.54
Garbage and Trash Disposal	765,512.95	Library and Education		Cancelled, Abated or Adjusted 1992	
Public Buildings and Grounds	91,541.00	Conservation		Transfers to Tax Title Liens or Foreclosed	
Other Public Works		All Other		Balance December 31, 1992	20,985.01
HEALTH and WELFARE		CAPITAL DEBT AUTHORIZED, DECEMBER 31, 1992		TAX TITLE LIENS OUTSTANDING	
Health Services Except Environmental	147,855.55	ISSUED AND UNISSUED		Balance January 1, 1992	7,626.54
Welfare-Public Assistance	14,268.00	SCHOOL	4,958,000	Transfer From Taxes	4,026.88
Hospital, Clinics, First Aid	4,500.00	Self-Liquidating	7,715,936	Redeemed in 1992	
Animal, Insect, & Rodent Control		Other	839,237	Cancelled, Abated or Adjusted (1992)	
Other Welfare Services		Total	13,513,173	Transfers to Foreclosed Property	
RECREATION and CONSERVATION		ISSUED AND OUTSTANDING		Balance December 31, 1992	11,653.42
Beaches and Boardwalks		SCHOOL		PROPERTY ACQUIRED BY DEED OR FORECLOSURE	
Parks, Playgrounds, Shade Trees	6,000.00	Self-Liquidating	4,453,035.08	Balance January 1, 1992	98,600.00
Land Reclamation & Conservation		Other	591,000.00	Transfers From Taxes or Liens	
Other Recreational Services	57,332.00	Total	5,044,035.08	Sole for Cash (1992)	10,000.00
EDUCATION (excluding schools)		EQUALIZED VALUATION BASIS		Cancelled, Abated or Adjusted (1992)	1,000.00
Libraries	41,000.00	FOR NET DEBT COMPUTATION	518,993,084	Balance December 31, 1992	87,600.00
Other Educational Services		REAL PROPERTY VALUATIONS		CURRENT FINANCES DECEMBER 31, 1992	
STATUTORY EXPENDITURES		Code Class # of Parcels % VAL'N ASSESSED VALUATION		ASSETS	
Pensions & F. L. C. A.	221,172.95	1 Vacant Land 111 1.97 4,185,400.00		Cash Dec. 31, 1992	1,338,260.80
Employee Fringe Benefits	330,000.00	2 Residential 2206 78.12 174,432,400.00		Taxes Receivable	440,067.23
Other Statutory Expenditures		3 Form 4 .07 175,100.00		Tax Title Liens	11,653.42
CETA And Other Public Employment Programs		4a Commercial 180 10.11 22,584,000.00		Foreclosed Property	87,600.00
MUNICIPAL FUNCTIONS TOTAL	4,121,503.61	4b Industrial 40 8.20 18,315,250.00		Emergencies & Other Deferred Charges	5,243.07
CAPITAL IMPROVEMENTS *MEMO*	80,000.00	4c Apartments 14 1.51 3,604,200.00		State and Federal Aid Receivable	
DEBT SERVICE		Total 2555 223,296,350.00		Other Receivables	47,332.46
Principal Payments	20,000.00	Land Area 2.42 Sq. Miles		Total	1,930,156.98
Interest Payments	35,159.25	Net Valuation Taxable-Municipal	229,057,864	LIABILITIES, RESERVES, AND SURPLUS	
DEFERRED CHARGES	55,055.90	Net Valuation Taxable-County	529,706,265	Cash Liabilities	667,675.26
SCHOOL, COUNTY, SPECIAL DISTRICT TAXES	8,440,771.42	State Equalized Valuation	497,002,506	Reserves for Receivables	586,653.11
RESERVE FOR UNCOLLECTED TAXES	682,765.27	State Equalization Ratio	45.46	Surplus Dec. 31, 1992	675,828.61
EXPENDITURES TOTAL	13,355,259.65			Total	1,930,156.98

1402
 Population 1980 3,273
 Population 1990 3,566
 S & P Rating
 Moody Rating

General Tax Rate Per \$100 3.19
 State Equalized Tax Rate 1.53

BOONTON TOWNSHIP - MORRIS COUNTY

Form of Government:
 Township Committee

Number of Members on Governing Body - 5

PER CAPITA:
 Gross Debt 89.77
 Net Debt 76.29
 Debt Service 28.25
 Total Tax Levy 1,665.76
 Municipal Expenditures 573.97
 PER CENT:
 Gross Debt .09
 Net Debt .07
 Tax Levy Collected 97.80
 Tax Levy Cancelled, Abated or Adjusted .09

EXPENDITURES		REVENUES-REALIZED		1992 PROPERTY TAX	
				STATE EQUALIZED TAX RATE	
GENERAL GOVERNMENT					
Governing Body & Public Boards					
Municipal Clerk					
Financial Administration	49,836.00	1992 Property Taxes Collected	5,819,815.67	Local District School Taxes	3,343,736.00
Assessment of Taxes	41,680.00	1992 Payments in Lieu of Taxes		Regional & Consolidated School Tax	
Collection of Taxes	23,636.00	Delinquent Tax & Lien Collections	136,427.33	School Taxes in Municipal Budget	
Planning, Housing & Development	57,025.00	Business Personalty Replacement Taxes	45,277.40	County Taxes	1,130,266.20
Human Resources	68,551.00	Taxes from Public Utilities	167,662.11	County Library Taxes	
Elections		Other Miscellaneous Tax Revenues		Local Municipal Purpose Taxes	1,406,150.81
General Administration (other)	272,927.00	State Aid Revenues	142,742.36	Veteran & Senior Citizen Taxes	24,750.00
JUDICIARY		Federal Aid Revenues		Total Taxes for Rate Computation	5,904,903.01
Municipal Courts	36,710.01	State and Local Fiscal Assistance Act Utilized		Special District Taxes	
PUBLIC SAFETY		Sale of Acquired Property		Bank Corp. Taxes	
Fire Protection	42,435.90	Other Miscellaneous Revenues	194,611.64	Added and Omitted Taxes	59,959.71
Police Protection	476,638.06			Total Taxes Levied - ABSTRACT	5,940,112.72
Civil Defense & Disaster Control	5,800.00	Prior Years Surplus Appropriated	200,000.00	Total Taxes Billed	5,950,595.73
Environmental Inspection & Control	59,510.00	REVENUES TOTAL	6,706,535.51	1992 TAXES COLLECTED	5,819,815.67
Other Public Safety		Reserve For Uncollected Taxes	225,428.84	1992 Taxes Cancelled, Abated or Adjusted	4,643.60
PUBLIC WORKS		CAPITAL OUTLAY TOTAL	163,683.04	Transfer to Tax Title Liens or Foreclosed	2,130.92
Streets and Drainage	211,150.00			Balance Outstanding Dec. 31, 1992	124,005.54
Sewers and Sewage Processing	21,762.21	Public Enterprises		PRIOR YEARS TAXES OUTSTANDING	
Garbage and Trash Disposal	12,136.00	Recreation-Culture	30,346.00	Balance January 1, 1992	154,643.70
Public Buildings and Grounds	92,858.08	Public Works	126,619.21	Collected in 1992	131,681.40
Other Public Works		Buildings and Grounds	6,717.83	Cancelled, Abated or Adjusted 1992	
HEALTH and WELFARE		Library and Education		Transfers to Tax Title Liens or Foreclosed	
Health Services Except Environmental	45,670.00	Conservation		Balance December 31, 1992	22,962.30
Welfare-Public Assistance	450.00	All Other		TAX TITLE LIENS OUTSTANDING	
Hospital, Clinics, First Aid				Balance January 1, 1992	9,522.93
Animal, Insect, & Rodent Control		CAPITAL DEBT AUTHORIZED, DECEMBER 31, 1992		Transfer From Taxes	2,130.92
Other Welfare Services		ISSUED AND UNISSUED		Redeemed in 1992	4,745.93
RECREATION and CONSERVATION		School		Cancelled, Abated or Adjusted (1992)	
Beaches and Boardwalks		Self-Liquidating		Transfers to Foreclosed Property	
Parks, Playgrounds, Shade Trees		Other	320,128	Balance December 31, 1992	6,907.92
Land Reclamation & Conservation	750.00	Total	320,128	PROPERTY ACQUIRED BY DEED OR	
Other Recreational Services	4,300.00	ISSUED AND OUTSTANDING		FORECLOSURE	
EDUCATION (excluding schools)		School		Balance January 1, 1992	151,530.00
Libraries		Self-Liquidating		Transfers From Taxes or Liens	
Other Educational Services		Other	211,128.30	Sale for Cash (1992)	
STATUTORY EXPENDITURES		Total	211,128.30	Cancelled, Abated or Adjusted (1992)	
Pensions & F. L. C. A.	107,200.00	EQUALIZED VALUATION BASIS		Balance December 31, 1992	151,530.00
Employee Fringe Benefits	71,000.00	FOR NET DEBT COMPUTATION	377,186,331	CURRENT FINANCES DECEMBER 31, 1992	
Other Statutory Expenditures	100.00	REAL PROPERTY VALUATIONS		ASSETS	
CETA And Other Public Employment Programs		Code Class # of Parcels % VAL'N		Cash Dec. 31, 1992	984,341.09
MUNICIPAL FUNCTIONS TOTAL	1,702,195.26	1 Vacant Land 162 3.92		Taxes Receivable	146,967.84
CAPITAL IMPROVEMENTS *ME 90*	105,355.00	2 Residential 1270 90.12		Tax Title Liens	6,907.92
DEBT SERVICE		3 Farm 56 1.74		Foreclosed Property	151,530.00
Principal Payments	84,609.13	4a Commercial 5 .46		Emergencies & Other Deferred Charges	181.50
Interest Payments	16,142.80	4b Industrial 6 3.70		State and Federal Aid Receivable	
DEFERRED CHARGES	18,395.84	4c Apartments 1 .06		Other Receivables	11,000.68
SCHOOL, COUNTY, SPECIAL DISTRICT TAXES	4,474,002.20	Total 1501		Total	1,300,929.03
RESERVE FOR UNCOLLECTED TAXES	225,428.84	Land Area 8.20 Sq. Miles		LIABILITIES, RESERVES, AND SURPLUS	
EXPENDITURES TOTAL	6,520,774.07	Net Valuation Taxable-Municipal	184,207,150.00	Cash Liabilities	462,126.81
		Net Valuation Taxable-County	134,648,460	Reserves for Receivables	316,406.44
		State Equalized Valuation	382,344,890	Surplus Dec. 31, 1992	522,395.79
		State Equalization Ratio	49.58	Total	1,300,929.03

0303

Population 1980 4,441
 Population 1990 4,341
 S & P Rating
 Moody Rating BAA1

General Tax Rate Per \$100. 2.70
 State Equalized Tax Rate 2.69

BORDENTOWN CITY - BURLINGTON CO.
 Form of Government:
Commission (1911)
 Number of Members on Governing Body - 3

PER CAPITA:
 Gross Debt 1,711.49
 Net Debt 569.12
 Debt Service 54.71
 Total Tax Levy 1,222.84
 Municipal Expenditures 611.12

PER CENT:
 Gross Debt 3.82
 Net Debt 1.27
 Tax Levy Collected 93.29
 Tax Levy Cancelled, Abated or Adjusted 1.07

EXPENDITURES		REVENUES-REALIZED		1992 PROPERTY TAX	
				STATE EQUALIZED TAX RATE	
GENERAL GOVERNMENT		1992 Property Taxes Collected		Local District School Taxes	
Governing Body & Public Boards			4,952,560.96	Regional & Consolidated School Tax	1.40
Municipal Clerk				School Taxes in Municipal Budget	
Financial Administration	102,000.00			County Taxes	.52
Assessment of Taxes	10,300.00			County Library Taxes	.03
Collection of Taxes	23,000.00	Delinquent Tax & Lien Collections	329,872.36	Local Municipal Purpose Taxes	.74
Planning, Housing & Development	20,000.00	Business Personality Replacement Taxes	77,708.52	Veteran & Senior Citizen Taxes	
Human Resources	35,648.00	Taxes from Public Utilities	232,687.18	Total Taxes for Rate Computation	2.69
Elections	2,600.00	Other Miscellaneous Tax Revenues		Special District Taxes	
General Administration (other)	196,500.00	State Aid Revenues	242,556.32	Bank Corp. Taxes	
JUDICIARY		Federal Aid Revenues		Added and Omitted Taxes	
Municipal Courts	50,250.68	State and Local Fiscal Assistance Act Utilized		Total Taxes Levied - ABSTRACT	11,583.74
PUBLIC SAFETY		Sale of Acquired Property		Total Taxes Billed	5,308,932.52
Fire Protection	31,436.00	Other Miscellaneous Revenues	297,887.30	1992 TAXES COLLECTED	4,952,560.96
Police Protection	520,092.55	Total	6,133,272.64	1992 Taxes Cancelled, Abated or Adjusted	56,773.88
Civil Defense & Disaster Control	100.00	Prior Years Surplus Appropriated	120,000.00	Transfer to Tax Title Liens or Foreclosed	12,125.49
Environmental Inspection & Control	63,000.00	REVENUES TOTAL	6,253,272.64	Balance Outstanding Dec. 31, 1992	287,472.19
Other Public Safety		Reserve For Uncollected Taxes	568,127.00	PRIOR YEARS TAXES OUTSTANDING	
PUBLIC WORKS		CAPITAL OUTLAY TOTAL	193,781.45	Balance January 1, 1992	304,786.36
Streets and Drainage	156,436.00	Public Enterprises	67,930.46	Collected in 1992	302,161.79
Sewers and Sewage Processing		Recreation-Culture		Cancelled, Abated or Adjusted 1992	1,685.70
Garbage and Trash Disposal	170,000.00	Public Works	216.90	Transfers to Tax Title Liens or Foreclosed	938.87
Public Buildings and Grounds	151,200.00	Buildings and Grounds	125,736.19	Balance December 31, 1992	
Other Public Works	2,360.00	Library and Education		TAX TITLE LIENS OUTSTANDING	
HEALTH and WELFARE		Conservation		Balance January 1, 1992	56,979.01
Health Services Except Environmental		All Other		Transfer From Taxes	13,209.85
Welfare-Public Assistance	4,196.00	CAPITAL DEBT AUTHORIZED, DECEMBER 31, 1992		Redeemed in 1992	27,710.57
Hospital, Clinics, First Aid		ISSUED AND UNISSUED		Cancelled, Abated or Adjusted (1992)	
Animal, Insect, & Rodent Control		School	444,143	Transfers to Foreclosed Property	
Other Welfare Services		Self-Liquidating	5,069,220	Balance December 31, 1992	42,478.29
RECREATION and CONSERVATION		Other	1,916,200	PROPERTY ACQUIRED BY DEED OR FORECLOSURE	
Beaches and Boardwalks	50.00	Total	7,429,563	Balance January 1, 1992	11,050.00
Parks, Playgrounds, Shade Trees	30,000.00	ISSUED AND OUTSTANDING		Transfers From Taxes or Liens	
Land Reclamation & Conservation	4,592.70	School	444,148.00	Sale for Cash (1992)	
Other Recreational Services		Self-Liquidating	4,122,393.00	Cancelled, Abated or Adjusted (1992)	
EDUCATION (excluding schools)		Other	1,500,000.00	Balance December 31, 1992	11,050.00
Libraries	5,000.00	Total	6,066,541.00	CURRENT FINANCES DECEMBER 31, 1992	
Other Educational Services		EQUALIZED VALUATION BASIS		ASSETS	
STATUTORY EXPENDITURES		FOR NET DEBT COMPUTATION	194,359,263	Cash Dec. 31, 1992	1,072,309.24
Pensions & F. L. C. A.	115,061.22	REAL PROPERTY VALUATIONS		Taxes Receivable	287,472.19
Employee Fringe Benefits	136,000.00	Code Class # of Parcels % VAL'N		Tax Title Liens	42,478.29
Other Statutory Expenditures		1 Vacant Land 81 1.51	2,945,900.00	Foreclosed Property	11,050.00
CETA And Other Public Employment Programs		2 Residential 1148 61.35	120,579,560.00	Emergencies & Other Deferred Charges	28,476.10
MUNICIPAL FUNCTIONS	1,830,823.15	3 Farm 1 .02	29,930.00	State and Federal Aid Receivable	16,913.00
CAPITAL IMPROVEMENTS	5,000.00	4a Commercial 116 15.41	30,049,420.00	Other Receivables	107,447.11
DEBT SERVICE		4b Industrial 9 12.15	23,690,900.00	Total	1,566,150.93
Principal Payments	125,000.00	4c Apartments 19 9.06	17,666,400.00	LIABILITIES, RESERVES, AND SURPLUS	
Interest Payments	112,500.00	Total 1374	194,962,110.00	Cash Liabilities	498,324.03
DEFERRED CHARGES	16,415.85	Land Area .94 Sq. Miles		Reserves for Receivables	468,447.59
SCHOOL, COUNTY, SPECIAL DISTRICT TAXES	3,836,144.24	Net Valuation Taxable-Municipal	195,546,282	Surplus Dec. 31, 1992	619,379.31
RESERVE FOR UNCOLLECTED TAXES	568,127.00	Net Valuation Taxable-County	191,233,391	Total	1,566,150.93
EXPENDITURES	6,489,010.24	State Equalized Valuation	196,152,544		
		State Equalization Ratio	99.69		

0304

Population 1980 7,170
 Population 1990 7,583
 S & P Rating
 Moody Rating A

General Tax Rate Per \$100. 2.33
 State Equalized Tax Rate 2.41

BORDENTOWN TWP. - BURLINGTON CO.

Form of Government:

Township Committee

Number of Members on Governing Body - 5

PER CAPITA: Gross Debt 833.29 1.48
 Net Debt 647.40 1.16
 Debt Service 90.06
 Total Tax Levy 1,457.47
 Municipal Expenditures 575.26
 PER CENT: Gross Debt 1.48
 Net Debt 1.16
 Tax Levy Collected 96.41
 Tax Levy Cancelled, Abated or Adjusted 1.08

EXPENDITURES		REVENUES-REALIZED		1992 PROPERTY TAX	
GENERAL GOVERNMENT				STATE EQUALIZED TAX RATE	
Governing Body & Public Boards		1992 Property Taxes Collected	10,799,244.26	Local District School Taxes	
Municipal Clerk		1992 Payments in Lieu of Taxes		Regional & Consolidated School Tax	1.36 6,086,790.64
Financial Administration	84,600.00	Delinquent Tax & Lien Collections	251,192.99	School Taxes in Municipal Budget	
Assessment of Taxes	79,400.00	Business Personalty Replacement Taxes	125,572.48	County Taxes	.55 2,456,053.75
Collection of Taxes	39,320.00	Taxes from Public Utilities	540,692.00	County Library Taxes	.03 150,156.06
Planning, Housing & Development	33,230.00	Other Miscellaneous Tax Revenues		Local Municipal Purpose Taxes	.47 2,118,037.00
Human Resources	54,194.25	State Aid Revenues	449,380.97	Veteran & Senior Citizen Taxes	
Elections	3,500.00	Federal Aid Revenues		Total Taxes for Rate Computation	2.41 10,878,012.45
General Administration (other)	433,286.00	State and Local Fiscal Assistance Act Utilized		Special District Taxes	
JUDICIARY		Sale of Acquired Property		Bank Corp. Taxes	
Municipal Courts	129,640.67	Other Miscellaneous Revenues	625,239.58	Added and Omitted Taxes	
PUBLIC SAFETY		Total	12,791,322.28	Total Taxes Levied - ABSTRACT	35,809.00
Fire Protection		Prior Years Surplus Appropriated	551,462.00	Total Taxes Billed	11,197,719.45
Police Protection	1,095,525.42	REVENUES TOTAL	13,342,784.28	1992 TAXES COLLECTED	10,799,244.26
Civil Defense & Disaster Control	500.00	Reserve For Uncollected Taxes	499,016.59	1992 Taxes Cancelled, Abated or Adjusted	121,043.32
Environmental Inspection & Control		CAPITAL OUTLAY TOTAL	242,166.77	Transfer to Tax Title Liens or Foreclosed	12,714.85
Other Public Safety		Public Enterprises		Balance Outstanding Dec. 31, 1992	268,514.54
PUBLIC WORKS		Recreation-Culture	1,612.78	PRIOR YEARS TAXES OUTSTANDING	
Streets and Drainage	280,033.00	Public Works	185,705.30	Balance January 1, 1992	248,856.80
Sewers and Sewage Processing	295,453.00	Buildings and Grounds	54,848.69	Collected in 1992	210,655.71
Garbage and Trash Disposal	150,050.00	Library and Education		Cancelled, Abated or Adjusted 1992	
Public Buildings and Grounds		Conservation		Transfers to Tax Title Liens or Foreclosed	
Other Public Works		All Other		Balance December 31, 1992	38,201.09
HEALTH and WELFARE		CAPITAL DEBT AUTHORIZED, DECEMBER 31, 1992		TAX TITLE LIENS OUTSTANDING	
Health Services Except Environmental	2,400.00	ISSUED AND UNISSUED		Balance January 1, 1992	60,415.95
Welfare-Public Assistance	3,915.00	School	1,319,592	Transfer From Taxes	12,714.85
Hospital, Clinics, First Aid		Self-Liquidating	125,000	Redeemed in 1992	40,537.28
Animal, Insect, & Rodent Control		Other	5,234,500	Cancelled, Abated or Adjusted (1992)	
Other Welfare Services		Total	6,379,092	Transfers to Foreclosed Property	
RECREATION and CONSERVATION		ISSUED AND OUTSTANDING		Balance December 31, 1992	32,593.52
Beaches and Boardwalks		School	1,019,592.51	PROPERTY ACQUIRED BY DEED OR FORECLOSURE	
Parks, Playgrounds, Shade Trees	121,500.00	Self-Liquidating	125,000.00	Balance January 1, 1992	211,830.00
Land Reclamation & Conservation	10,851.99	Other	4,918,000.00	Transfers From Taxes or Liens	
Other Recreational Services		Total	6,062,592.51	Sale for Cash (1992)	
EDUCATION (excluding schools)		EQUALIZED VALUATION BASIS FOR NET DEBT COMPUTATION	430,417,087	Cancelled, Abated or Adjusted (1992)	
Libraries	5,000.00	REAL PROPERTY VALUATIONS		Balance December 31, 1992	211,830.00
Other Educational Services		Code Class # of Parcels % VAL'N ASSESSED VALUATION		CURRENT FINANCES DECEMBER 31, 1992	
STATUTORY EXPENDITURES		1 Vacant Land 289 5.91 26,999,200.00		ASSETS	
Pensions & F. L. C. A.	129,000.00	2 Residential 2215 58.94 269,324,300.00		Cash Dec. 31, 1992	1,586,144.88
Employee Fringe Benefits	254,078.33	3 Farm 69 .76 3,456,800.00		Taxes Receivable	306,715.63
Other Statutory Expenditures		4a Commercial 183 25.37 115,919,900.00		Tax Title Liens	32,593.52
CETA And Other Public Employment Programs		4b Industrial 17 4.16 19,021,500.00		Foreclosed Property	211,830.00
MUNICIPAL FUNCTIONS TOTAL	3,205,477.66	4c Apartments 5 4.97 22,243,100.00		Emergencies & Other Deferred Charges	124,000.00
CAPITAL IMPROVEMENTS *MEMO*	24,600.00	Total 2778 456,954,900.00		State and Federal Aid Receivable	9,666.90
DEBT SERVICE		Land Area 7.41 Sq. Miles		Other Receivables	72,173.09
Principal Payments	375,000.00	Net Valuation Taxable-Municipal	464,051,602	Total	2,343,124.02
Interest Payments	316,921.75	Net Valuation Taxable-County	443,500,551	LIABILITIES, RESERVES, AND SURPLUS	
DEFERRED CHARGES	31,000.00	State Equalized Valuation	448,854,780	Cash Liabilities	574,376.16
SCHOOL, COUNTY, SPECIAL DISTRICT TAXES	9,043,873.45	State Equalization Ratio	103.44	Reserves for Receivables	623,312.24
RESERVE FOR UNCOLLECTED TAXES	499,016.59			Surplus Dec. 31, 1992	1,145,435.52
EXPENDITURES TOTAL	13,471,289.45			Total	2,343,124.02

1304

Population 1980 9,710
 Population 1990 9,487
 S & P Rating AAA
 Moody Rating AAA

General Tax Rate Per \$100. 2.61
 State Equalized Tax Rate 2.42

BOUND BROOK BOROUGH - SOMERSET CO.
 Form of Government:
Borough Council
 Number of Members on Governing Body - 6

PER CAPITA:
 Gross Debt 613.12
 Net Debt 593.07
 Debt Service 64.37
 Total Tax Levy 1,207.22
 Municipal Expenditures 630.19

PER CENT:
 Gross Debt 1.24
 Net Debt 1.20
 Tax Levy Collected 95.57
 Tax Levy Cancelled, Abated or Adjusted .49

EXPENDITURES		REVENUES-REALIZED		1992 PROPERTY TAX	
				STATE EQUALIZED TAX RATE	
GENERAL GOVERNMENT					
Governing Body & Public Boards					
Municipal Clerk					
Financial Administration	89,725.00	1992 Property Taxes Collected	10,942,254.52	Local District School Taxes	1.30 6,137,080.50
Assessment of Taxes	22,424.00	1992 Payments in Lieu of Taxes		Regional & Consolidated School Tax	
Collection of Taxes	23,645.00	Delinquent Tax & Lien Collections	485,756.63	School Taxes in Municipal Budget	
Planning, Housing & Development	12,000.00	Business Personalty Replacement Taxes	94,516.94	County Taxes	.43 * 2,041,204.15
Human Resources	69,185.47	Taxes from Public Utilities	502,203.00	County Library Taxes	
Elections	3,200.00	Other Miscellaneous Tax Revenues		Local Municipal Purpose Taxes	.69 3,263,601.82
General Administration (other)	420,237.00	State Aid Revenues	577,695.33	Veteran & Senior Citizen Taxes	88,750.00
		Federal Aid Revenues		Total Taxes for Rate Computation	2.42 11,530,636.47
JUDICIARY		State and Local Fiscal Assistance Act Utilized		Special District Taxes	
Municipal Courts	101,096.00	State and Local Fiscal Assistance Act Utilized		Bank Corp. Taxes	
		Sale of Acquired Property		Added and Omitted Taxes	10,975.51
PUBLIC SAFETY		Other Miscellaneous Revenues	1,217,580.59	Total Taxes Levied - ABSTRACT	11,452,861.99
Fire Protection	133,011.04			Total Taxes Billed	11,457,736.76
Police Protection	1,308,702.86			1992 TAXES COLLECTED	10,942,254.52
Civil Defense & Disaster Control	100.00	Prior Years Surplus Appropriated	60,000.00	1992 Taxes Cancelled, Abated or Adjusted	55,325.59
Environmental Inspection & Control	77,732.00	REVENUES TOTAL	13,880,007.11	Transfer to Tax Title Liens or Foreclosed	6,847.74
Other Public Safety		Reserve For Uncollected Taxes	534,000.00	Balance Outstanding Dec. 31, 1992	453,281.92
PUBLIC WORKS		CAPITAL OUTLAY TOTAL	817,915.49	PRIOR YEARS TAXES OUTSTANDING	
Streets and Drainage	371,287.00			Balance January 1, 1992	503,464.99
Sewers and Sewage Processing	377,701.00	Public Enterprises		Collected in 1992	495,756.63
Garbage and Trash Disposal	583,403.37	Recreation-Culture	1,098.74	Cancelled, Abated or Adjusted 1992	11,910.54
Public Buildings and Grounds	105,712.00	Public Works	288,703.89	Transfers to Tax Title Liens or Foreclosed	
Other Public Works	29,030.00	Buildings and Grounds	527,169.11	Balance December 31, 1992	5,797.82
		Library and Education	944.75	TAX TITLE LIENS OUTSTANDING	
HEALTH and WELFARE		Conservation		Balance January 1, 1992	3,378.52
Health Services Except Environmental	83,500.00	All Other		Transfer From Taxes	6,974.74
Welfare-Public Assistance	11,100.00			Redeemed in 1992	
Hospital, Clinics, First Aid		CAPITAL DEBT AUTHORIZED, DECEMBER 31, 1992		Cancelled, Abated or Adjusted (1992)	
Animal, Insect, & Rodent Control	100.00	ISSUED AND UNISSUED		Transfers to Foreclosed Property	
Other Welfare Services		School	25,000	Balance December 31, 1992	15,253.26
		Self-Liquidating		PROPERTY ACQUIRED BY DEED OR FORECLOSURE	
RECREATION and CONSERVATION		Other	5,791,686	Balance January 1, 1992	33,809.00
Beaches and Boardwalks		Total	5,816,686	Transfers From Taxes or Liens	
Parks, Playgrounds, Shade Trees	13,050.00			Sale for Cash (1992)	
Land Reclamation & Conservation	15,246.53	ISSUED AND OUTSTANDING		Cancelled, Abated or Adjusted (1992)	
Other Recreational Services	84,894.00	School	25,000.00	Balance December 31, 1992	33,809.00
EDUCATION (excluding schools)		Self-Liquidating		CURRENT FINANCES DECEMBER 31, 1992	
Libraries	269,600.00	Other	3,911,200.00	ASSETS	
Other Educational Services		Total	3,936,200.00	Cash Dec. 31, 1992	1,092,268.31
STATUTORY EXPENDITURES		EQUALIZED VALUATION BASIS FOR NET DEBT COMPUTATION	463,116,259	Taxes Receivable	459,079.74
Pensions & F. L. C. A.	273,351.00	REAL PROPERTY VALUATIONS		Tax Title Liens	15,253.26
Employee Fringe Benefits	295,000.00	Code Class # of Parcels % VAL'N		Foreclosed Property	33,809.00
Other Statutory Expenditures		1 Vacant Land 80 1.00	6,213,900.00	Emergencies & Other Deferred Charges	
CETA And Other Public Employment Programs		2 Residential 2266 80.73	340,925,500.00	State and Federal Aid Receivable	13,226.50
MUNICIPAL FUNCTIONS TOTAL	4,773,054.27	3 Farm		Other Receivables	31,911.50
CAPITAL IMPROVEMENTS *MEMO*	52,000.00	4a Commercial 234 12.24	51,675,300.00	Total	1,685,543.31
DEBT SERVICE		4b Industrial 1 .18	757,900.00	LIABILITIES, RESERVES, AND SURPLUS	
Principal Payments	330,000.00	4c Apartments 29 5.85	24,723,000.00	Cash Liabilities	742,555.09
Interest Payments	290,642.91	Total 2610	422,305,600.00	Reserves for Receivables	590,053.50
		Land Area 1.60 Sq. Miles		Surplus Dec. 31, 1992	352,939.72
DEFERRED CHARGES	60,944.11			Total	1,685,543.31
SCHOOL, COUNTY, SPECIAL DISTRICT TAXES RESERVE FOR UNCOLLECTED TAXES	3,178,234.65	Net Valuation Taxable-Municipal	433,573,228		
		Net Valuation Taxable-County	487,995,191		
EXPENDITURES TOTAL	14,156,925.94	State Equalized Valuation	471,200,241		
		State Equalization Ratio	92.86		

*Includes County Health Service Taxes, County Vocational School Taxes, or County Open Space Tax. See Table 13.

1337

Population 1980 4,772
Population 1990 4,475
S & P Rating
Moody Rating 3AA1

General Tax Rate Per \$100. 2.10
State Equalized Tax Rate 2.45

BRADLEY BEACH BORO. - MONMOUTH CO.

Form of Government:
Commission (1911)

Number of Members on Governing Body - 3

PER CAPITA:

Gross Debt 460.38
Net Debt 445.21
Debt Service 76.56
Total Tax Levy 1,545.48
Municipal Expenditures 990.79

PER CENT:

Gross Debt .69
Net Debt .67
Tax Levy Collected 93.01
Tax Levy Cancelled, Abated or Adjusted 2.26

EXPENDITURES		REVENUES-REALIZED			1992 PROPERTY TAX	
GENERAL GOVERNMENT					STATE EQUALIZED TAX RATE	
Governing Body & Public Boards	10,927.00	1992 Property Taxes Collected			Local District School Taxes	1.18
Municipal Clerk	145,712.00	1992 Payments in Lieu of Taxes			Regional & Consolidated School Tax	
Financial Administration	117,374.08	Delinquent Tax & Lien Collections			School Taxes in Municipal Budget	
Assessment of Taxes	14,709.92	Business Personalty Replacement Taxes			County Taxes	.45 *
Collection of Taxes	33,625.00	Taxes from Public Utilities			County Library Taxes	
Planning, Housing & Development	12,380.00	Other Miscellaneous Tax Revenues			Local Municipal Purpose Taxes	.81
Human Resources	97,616.70	State Aid Revenues			Veteran & Senior Citizen Taxes	
Elections		Federal Aid Revenues			Total Taxes for Rate Computation	2.44
General Administration (other)	306,043.78	State and Local Fiscal Assistance Act Utilized			Special District Taxes	
JUDICIARY		Sale of Acquired Property			Bank Corp. Taxes	
Municipal Courts	67,650.48	Other Miscellaneous Revenues			Added and Omitted Taxes	
PUBLIC SAFETY		TOTAL			Total Taxes Levied - ABSTRACT	3,496.85
Fire Protection	89,922.00	TOTAL			Total Taxes Billed	6,916,041.46
Police Protection	1,008,948.13	Prior Years Surplus Appropriated			1992 TAXES COLLECTED	6,434,172.16
Civil Defense & Disaster Control	865.00	REVENUES			1992 Taxes Cancelled, Abated or Adjusted	156,435.03
Environmental Inspection & Control	98,058.00	Reserve For Uncollected Taxes			Transfer to Tax Title Liens or Foreclosed	33,774.72
Other Public Safety		CAPITAL OUTLAY			Balance Outstanding Dec. 31, 1992	293,661.09
PUBLIC WORKS		TOTAL			PRIOR YEARS TAXES OUTSTANDING	
Streets and Drainage	227,078.00	Public Enterprises			Balance January 1, 1992	355,215.24
Sewers and Sewage Processing	35,360.00	Recreation-Culture			Collected in 1992	334,830.07
Garbage and Trash Disposal	330,845.00	Public Works			Cancelled, Abated or Adjusted 1992	20.53
Public Buildings and Grounds	75,062.00	Buildings and Grounds			Transfers to Tax Title Liens or Foreclosed	20,147.99
Other Public Works	152,035.00	Library and Education			Balance December 31, 1992	216.65
HEALTH and WELFARE		Conservation			TAX TITLE LIENS OUTSTANDING	
Health Services Except Environmental	16,115.00	All Other			Balance January 1, 1992	43,471.23
Welfare-Public Assistance	5,675.00	CAPITAL DEBT AUTHORIZED, DECEMBER 31, 1992			Transfer From Taxes	57,951.28
Hospital, Clinics, First Aid		ISSUED AND UNISSUED			Redeemed in 1992	
Animal, Insect, & Rodent Control	2,230.00	SCHOOL			Cancelled, Abated or Adjusted (1992)	
Other Welfare Services	5,350.00	Self-Liquidating			Transfers to Foreclosed Property	
RECREATION and CONSERVATION		Other			Balance December 31, 1992	101,422.51
Beaches and Boardwalks		Total			PROPERTY ACQUIRED BY DEED OR	
Parks, Playgrounds, Shade Trees	10,250.00	ISSUED AND OUTSTANDING			FORECLOSURE	
Land Reclamation & Conservation	77,255.00	SCHOOL			Balance January 1, 1992	39,555.00
Other Recreational Services	44,694.00	Self-Liquidating			Transfers From Taxes or Liens	
EDUCATION (excluding schools)		Other			Sale for Cash (1992)	
Libraries	99,302.47	Total			Cancelled, Abated or Adjusted (1992)	
Other Educational Services		EQUALIZED VALUATION BASIS			Balance December 31, 1992	39,555.00
STATUTORY EXPENDITURES		FOR NET DEBT COMPUTATION			CURRENT FINANCES DECEMBER 31, 1992	
Pensions & F. L. C. A.	80,154.88	REAL PROPERTY VALUATIONS			ASSETS	
Employee Fringe Benefits	345,353.56	Code Class # of Parcels % VAL'N			Cash Dec. 31, 1992	1,543,664.72
Other Statutory Expenditures		1 Vacant Land 102 .88			Taxes Receivable	293,877.74
CETA And Other Public Employment Programs		2 Residential 1787 81.55			Tax Title Liens	101,422.51
MUNICIPAL FUNCTIONS TOTAL	3,511,572.00	3 Farm			Foreclosed Property	39,555.00
CAPITAL IMPROVEMENTS	137,000.00	4a Commercial 107 7.98			Emergencies & Other Deferred Charges	50,000.00
DEBT SERVICE		4b Industrial 6 .26			State and Federal Aid Receivable	
Principal Payments	265,271.16	4c Apartments 48 9.33			Other Receivables	63,677.52
Interest Payments	77,353.55	Total 2050			Total	2,092,197.49
DEFERRED CHARGES	32,825.60	Land Area .70 Sq. Miles			LIABILITIES, RESERVES, AND SURPLUS	
SCHOOL, COUNTY, SPECIAL DISTRICT TAXES	4,603,432.17	Net Valuation Taxable-Municipal			Cash Liabilities	807,252.23
RESERVE FOR UNCOLLECTED TAXES	545,780.17	Net Valuation Taxable-County			Reserves for Receivables	498,532.77
EXPENDITURES TOTAL	9,042,235.65	State Equalized Valuation			Surplus Dec. 31, 1992	786,412.49
		State Equalization Ratio			Total	2,092,197.49

*Includes County Health Service Taxes, County Vocational School Taxes, or County Open Space Tax. See Table 13.

1825

Population 1980 7,346
 Population 1990 10,883
 S & P Rating
 Moody Rating A1

General Tax Rate Per \$100. 1.77
 State Equalized Tax Rate 1.81

BRANCHBURG TOWNSHIP - SOMERSET CO.
 Form of Government:
Township Committee
 Number of Members on Governing Body - 5

PER CAPITA:
 Gross Debt 352.03
 Net Debt 331.56
 Debt Service 42.02
 Total Tax Levy 1,984.40
 Municipal Expenditures 824.00

PER CENT:
 Gross Debt .34
 Net Debt .32
 Tax Levy Collected 96.72
 Tax Levy Cancelled, Abated or Adjusted .45

EXPENDITURES		REVENUES-REALIZED		1992 PROPERTY TAX	
GENERAL GOVERNMENT				STATE EQUALIZED TAX RATE	
Governing Body & Public Boards		1992 Property Taxes Collected	20,983,101.25	Local District School Taxes	1.15 13,459,616.75
Municipal Clerk		1992 Payments in Lieu of Taxes		Regional & Consolidated School Tax	
Financial Administration	123,300.00	Delinquent Tax & Lien Collections	850,561.54	School Taxes in Municipal Budget	
Assessment of Taxes	139,017.10	Business Personalty Replacement Taxes	105,477.56	County Taxes	.40 * 4,738,112.37
Collection of Taxes	40,081.00	Taxes from Public Utilities	2,007,315.00	County Library Taxes	.03 349,689.14
Planning, Housing & Development	1,448,850.00	Other Miscellaneous Tax Revenues		Local Municipal Purpose Taxes	.22 2,560,600.00
Human Resources	87,753.00	State Aid Revenues	441,117.43	Veteran & Senior Citizen Taxes	
Elections	3,670.00	Federal Aid Revenues		Total Taxes for Rate Computation	1.80 21,153,518.75
General Administration (other)	1,095,502.36	State and Local Fiscal Assistance Act Utilized		Special District Taxes	
JUDICIARY		Sale of Acquired Property		Bank Corp. Taxes	
Municipal Courts	99,335.00	Other Miscellaneous Revenues	2,700,782.76	Added and Omitted Taxes	498,139.53
PUBLIC SAFETY		Total	27,089,355.59	Total Taxes Levied - ABSTRACT	21,606,158.29
Fire Protection	298,536.40	Prior Years Surplus Appropriated	1,300,000.00	Total Taxes Billed	21,694,469.98
Police Protection	972,972.03	REVENUES TOTAL	28,388,355.59	1992 TAXES COLLECTED	20,983,101.25
Civil Defense & Disaster Control	11,800.00	Reserve For Uncollected Taxes	1,120,000.00	1992 Taxes Cancelled, Abated or Adjusted	97,985.39
Environmental Inspection & Control	173,237.00	CAPITAL OUTLAY TOTAL	56,780.31	Transfer to Tax Title Liens or Foreclosed	
Other Public Safety		Public Enterprises		Balance Outstanding Dec. 31, 1992	613,383.34
PUBLIC WORKS		Recreation-Culture		PRIOR YEARS TAXES OUTSTANDING	
Streets and Drainage	1,068,352.59	Public Works	13,785.64	Balance January 1, 1992	918,370.53
Sewers and Sewage Processing		Buildings and Grounds	42,994.67	Collected in 1992	850,561.54
Garbage and Trash Disposal		Library and Education		Cancelled, Abated or Adjusted 1992	52,352.06
Public Buildings and Grounds	231,053.00	Conservation		Transfers to Tax Title Liens or Foreclosed	
Other Public Works	252,910.00	All Other		Balance December 31, 1992	15,956.93
HEALTH and WELFARE		CAPITAL DEBT AUTHORIZED, DECEMBER 31, 1992		TAX TITLE LIENS OUTSTANDING	
Health Services Except Environmental	146,985.00	ISSUED AND UNISSUED		Balance January 1, 1992	
Welfare-Public Assistance	8,250.00	School	202,000	Transfer From Taxes	
Hospital, Clinics, First Aid	600.00	Self-Liquidating		Redeemed in 1992	
Animal, Insect, & Rodent Control	17,600.00	Other	3,633,500	Cancelled, Abated or Adjusted (1992)	
Other Welfare Services		Total	3,833,500	Transfers to Foreclosed Property	
RECREATION and CONSERVATION		ISSUED AND OUTSTANDING		Balance December 31, 1992	
Beaches and Boardwalks		School	202,000.00	PROPERTY ACQUIRED BY DEED OR FORECLOSURE	
Parks, Playgrounds, Shade Trees	57,800.00	Self-Liquidating		Balance January 1, 1992	
Land Reclamation & Conservation	51,191.00	Other	3,499,000.00	Transfers From Taxes or Liens	
Other Recreational Services	137,940.00	Total	3,701,000.00	Sale for Cash (1992)	
EDUCATION (excluding schools)		EQUALIZED VALUATION BASIS FOR NET DEBT COMPUTATION	1,116,693,370	Cancelled, Abated or Adjusted (1992)	
Libraries		REAL PROPERTY VALUATIONS		Balance December 31, 1992	
Other Educational Services	1,800.00	Code Class # of Parcels % VAL'N ASSESSED VALUATION		CURRENT FINANCES DECEMBER 31, 1992	
STATUTORY EXPENDITURES		1 Vacant Land 391 4.16 49,500,200.00		ASSETS	
Pensions & F. L. C. A.	459,000.00	2 Residential 3733 70.38 839,260,100.00		Cash Dec. 31, 1992	5,248,562.00
Employee Fringe Benefits	359,900.00	3 Farm 249 2.24 25,564,100.00		Taxes Receivable	629,340.27
Other Statutory Expenditures		4a Commercial 104 5.09 60,657,700.00		Tox Title Liens	
CETA And Other Public Employment Programs		4b Industrial 135 18.13 215,945,300.00		Foreclosed Property	
MUNICIPAL FUNCTIONS TOTAL	7,292,435.43	4c Apartments 4612 1,191,022,400.00		Emergencies & Other Deferred Charges	3,273.00
CAPITAL IMPROVEMENTS *ME 40*	362,900.00	Total	1,191,022,400.00	State and Federal Aid Receivable	25,051.00
DEBT SERVICE		Land Area 20.35 Sq. Miles		Other Receivables	29,564.29
Principal Payments	215,000.00	Net Valuation Taxable-Municipal	1,197,532,794	Total	5,935,790.56
Interest Payments	242,466.50	Net Valuation Taxable-County	1,131,820,817	LIABILITIES, RESERVES, AND SURPLUS	
DEFERRED CHARGES	101,783.02	State Equalized Valuation	1,172,236,537	Cash Liabilities	2,143,954.05
SCHOOL, COUNTY, SPECIAL DISTRICT TAXES	18,547,418.76	State Equalization Ratio	102.17	Reserves for Receivables	653,904.56
RESERVE FOR UNCOLLECTED TAXES	1,120,000.00			Surplus Dec. 31, 1992	3,127,931.95
EXPENDITURES TOTAL	27,519,103.76			Total	5,935,790.56

1993

Population 1980 870
 Population 1990 851
 S & P Rating
 Moody Rating

General Tax Rate Per \$100. 1.05
 State Equalized Tax Rate 1.23

BRANCHVILLE BOROUGH - SUSSEX CO.

Form of Government:

Borough Council

Number of Members on Governing Body - 6

PER CAPITA:

Gross Debt 1,160.34
 Net Debt 220.55
 Debt Service
 Total Tax Levy 1,261.90
 Municipal Expenditures 1,176.25

PER CENT:

Gross Debt 1.23
 Net Debt .23
 Tax Levy Collected 95.29
 Tax Levy Cancelled, Abated or Adjusted .81

EXPENDITURES		REVENUES-REALIZED		1992 PROPERTY TAX		
GENERAL GOVERNMENT		REVENUES-REALIZED		STATE EQUALIZED TAX RATE		
Governing Body & Public Boards		1992 Property Taxes Collected	1,005,279.66	Local District School Taxes	.56 477,761.00	
Municipal Clerk		1992 Payments in Lieu of Taxes		Regional & Consolidated School Tax	.30 254,385.39	
Financial Administration	31,500.00	Delinquent Tax & Lien Collections	38,769.49	School Taxes in Municipal Budget		
Assessment of Taxes	11,240.00	Business Personalty Replacement Taxes	32,684.48	County Taxes	.37 * 317,644.27	
Collection of Taxes	41,343.00	Taxes from Public Utilities	25,517.00	County Library Taxes	.03 24,048.60	
Planning, Housing & Development	5,154.33	Other Miscellaneous Tax Revenues	777,017.71	Local Municipal Purpose Taxes		
Human Resources		State Aid Revenues	21,364.00	Veteran & Senior Citizen Taxes		
Elections		Federal Aid Revenues		Total Taxes for Rate Computation	1.26 1,083,739.25	
General Administration (other)	116,027.27	State and Local Fiscal Assistance Act Utilized		Special District Taxes		
JUDICIARY		Sale of Acquired Property		Bank Corp. Taxes		
Municipal Courts	15,400.00	Other Miscellaneous Revenues	124,074.52	Added and Omitted Taxes	38.33	
PUBLIC SAFETY		Total	2,025,705.86	Total Taxes Levied - ABSTRACT	1,073,877.59	
Fire Protection	122,631.00	Prior Years Surplus Appropriated	547,795.00	Total Taxes Billed	1,055,106.20	
Police Protection	14,320.44	REVENUES TOTAL	2,573,500.86	1992 TAXES COLLECTED	1,005,278.65	
Civil Defense & Disaster Control	3,125.00	Reserve For Uncollected Taxes	33,084.00	1992 Taxes Cancelled, Abated or Adjusted	8,506.45	
Environmental Inspection & Control	13,600.00	CAPITAL OUTLAY TOTAL		Transfer to Tax Title Liens or Foreclosed		
Other Public Safety		Public Enterprises	84,126.17	Balance Outstanding Dec. 31, 1992	41,321.09	
PUBLIC WORKS		Recreation-Culture		PRIOR YEARS TAXES OUTSTANDING		
Streets and Drainage	114,077.96	Public Works	47,019.15	Balance January 1, 1992	38,769.49	
Sewers and Sewage Processing	20,765.00	Buildings and Grounds	13,654.99	Collected in 1992	38,769.49	
Garbage and Trash Disposal	90,000.00	Library and Education		Cancelled, Abated or Adjusted 1992		
Public Buildings and Grounds	9,500.00	Conservation		Transfers to Tax Title Liens or Foreclosed		
Other Public Works	6,000.00	All Other		Balance December 31, 1992		
HEALTH and WELFARE		CAPITAL DEBT AUTHORIZED, DECEMBER 31, 1992		TAX TITLE LIENS OUTSTANDING		
Health Services Except Environmental	3,470.00	ISSUED AND UNISSUED		Balance January 1, 1992		
Welfare-Public Assistance	995.00	School	566,735	Transfer From Taxes		
Hospital, Clinics, First Aid	3,000.00	Self-Liquidating	233,028	Redeemed in 1992		
Animal, Insect, & Rodent Control	1,375.00	Other	187,688	Cancelled, Abated or Adjusted (1992)		
Other Welfare Services		Total	987,452	Transfers to Foreclosed Property		
RECREATION and CONSERVATION		ISSUED AND OUTSTANDING		Balance December 31, 1992		
Beaches and Boardwalks		School	566,735.33	PROPERTY ACQUIRED BY DEED OR FORECLOSURE		
Parks, Playgrounds, Shade Trees		Self-Liquidating		Balance January 1, 1992		
Land Reclamation & Conservation	827.00	Other		Transfers From Taxes or Liens		
Other Recreational Services	25,200.00	Total	566,735.33	Sale for Cash (1992)		
EDUCATION (excluding schools)		EQUALIZED VALUATION BASIS FOR NET DEBT COMPUTATION		Cancelled, Abated or Adjusted (1992)		
Libraries		REAL PROPERTY VALUATIONS		Balance December 31, 1992		
Other Educational Services	100,000.00	Code	Class	# of Parcels	% VALN	
STATUTORY EXPENDITURES		ASSESSED VALUATION		CURRENT FINANCES DECEMBER 31, 1992		
Pensions & F. L. C. A.	24,000.00	1	Vacant Land	48	1.54	ASSETS
Employee Fringe Benefits		2	Residential	273	36.10	Cash Dec. 31, 1992
Other Statutory Expenditures	1,500.00	3	Farm			Taxes Receivable
CETA And Other Public Employment Programs		4a	Commercial	53	61.44	41,321.09
MUNICIPAL FUNCTIONS TOTAL		4b	Industrial			Tax Title Liens
MUNICIPAL FUNCTIONS TOTAL	775,101.00	4c	Apartments	4	.32	Foreclosed Property
CAPITAL IMPROVEMENTS *MEMO*		Total		378		Emergencies & Other Deferred Charges
CAPITAL IMPROVEMENTS	25,000.00	Land Area	.56 Sq. Miles			23,244.00
DEBT SERVICE		Net Valuation Taxable-Municipal	100,482,654			State and Federal Aid Receivable
Principal Payments		Net Valuation Taxable-County	81,362,780			478.00
Interest Payments		State Equalized Valuation	85,598,728			Other Receivables
DEFERRED CHARGES		State Equalization Ratio	117.43			47,543.26
SCHOOL, COUNTY, SPECIAL DISTRICT TAXES	142,807.60					Total
SCHOOL, COUNTY, SPECIAL DISTRICT TAXES	1,073,839.25					1,176,877.61
RESERVE FOR UNCOLLECTED TAXES	83,034.00					LIABILITIES, RESERVES, AND SURPLUS
EXPENDITURES TOTAL	2,074,831.91					Cash Liabilities
						Reserves for Receivables
						98,864.35
						Surplus Dec. 31, 1992
						1,018,933.11
						Total
						1,176,877.61

Population 1980 53,529
 Population 1990 66,473
 S & P Rating
 Moody Rating AAA

General Tax Rate Per \$100 1.94
 State Equalized Tax Rate 1.73

BRICK TOWNSHIP - OCEAN COUNTY
 Form of Government:
Mayor-Council Plan B (OMCL 50)
 Number of Members on Governing Body - 7

PER CAPITA:
 Gross Debt 677.89
 Net Debt 461.49
 Debt Service 65.88
 Total Tax Levy 1,201.71
 Municipal Expenditures 491.11

PER CENT:
 Gross Debt 1.00
 Net Debt .63
 Tax Levy Collected 94.1R
 Tax Levy Cancelled, Abated or Adjusted .58

EXPENDITURES		REVENUES-REALIZED		1992 PROPERTY TAX		
GENERAL GOVERNMENT				STATE EQUALIZED TAX RATE		
Governing Body & Public Boards	156,173.00	1992 Property Taxes Collected	75,290,735.12	Local District School Taxes	.90 39,232,963.05	
Municipal Clerk	237,795.00	1992 Payments in Lieu of Taxes		Regional & Consolidated School Tax		
Financial Administration	203,407.43	Delinquent Tax & Lien Collections	3,044,563.04	School Taxes in Municipal Budget		
Assessment of Taxes	389,926.00	Business Personalty Replacement Taxes	199,358.07	County Taxes	.41 * 17,728,774.73	
Collection of Taxes	309,949.00	Taxes from Public Utilities	3,377,779.00	County Library Taxes	.03 1,424,761.64	
Planning, Housing & Development	377,983.00	Other Miscellaneous Tax Revenues		Local Municipal Purpose Taxes	.44 19,149,928.74	
Human Resources	358,977.00	State Aid Revenues	2,464,274.08	Veteran & Senior Citizen Taxes	718,550.00	
Elections	10,300.00	Federal Aid Revenues		Total Taxes for Rate Computation	1.78 78,254,978.16	
General Administration (other)	2,353,358.75	State and Local Fiscal Assistance Act Utilized		Special District Taxes	1,922,000.00	
JUDICIARY		Sale of Acquired Property		Bank Corp. Taxes		
Municipal Courts	321,231.05	Other Miscellaneous Revenues	2,492,059.92	Added and Omitted Taxes	423,075.16	
PUBLIC SAFETY		Total	86,868,818.23	Total Taxes Levied - ABSTRACT	79,881,503.32	
Fire Protection	36,304.00	Prior Years Surplus Appropriated	2,400,000.00	Total Taxes Billed	79,941,899.97	
Police Protection	6,097,478.09	REVENUES TOTAL	89,268,818.23	1992 TAXES COLLECTED	75,290,785.12	
Civil Defense & Disaster Control	2,050.00	Reserve For Uncollected Taxes	4,098,000.00	1992 Taxes Cancelled, Abated or Adjusted	459,904.50	
Environmental Inspection & Control		CAPITAL OUTLAY TOTAL		Transfer to Tax Title Liens or Foreclosed	508,081.96	
Other Public Safety			1,980,897.54	Balance Outstanding Dec. 31, 1992	3,683,128.39	
PUBLIC WORKS				PRIOR YEARS TAXES OUTSTANDING		
Streets and Drainage	1,523,728.00	Public Enterprises		Balance January 1, 1992	2,359,943.96	
Sewers and Sewage Processing	6,508,038.37	Recreation-Culture	249,363.77	Collected in 1992	2,502,935.19	
Garbage and Trash Disposal		Public Works	1,335,937.48	Cancelled, Abated or Adjusted 1992	64,282.32	
Public Buildings and Grounds	711,176.00	Buildings and Grounds	395,596.29	Transfers to Tax Title Liens or Foreclosed	48,854.07	
Other Public Works	105,000.00	Library and Education		Balance December 31, 1992	243,872.38	
HEALTH and WELFARE		Conservation		TAX TITLE LIENS OUTSTANDING		
Health Services Except Environmental		All Other		Balance January 1, 1992	1,280,114.57	
Welfare-Public Assistance	27,000.00	CAPITAL DEBT AUTHORIZED, DECEMBER 31, 1992		Transfer From Taxes	556,936.03	
Hospital, Clinics, First Aid		ISSUED AND UNISSUED	GROSS DEBT	Redeemed in 1992	541,627.85	
Animal, Insect, & Rodent Control	40,000.00	School	6,540,000	Cancelled, Abated or Adjusted (1992)		
Other Welfare Services	81,382.00	Self-Liquidating	95,000	Transfers to Foreclosed Property		
RECREATION and CONSERVATION		Other	38,426,480	Balance December 31, 1992	1,295,422.75	
Beaches and Boardwalks	49,256.00	Total	45,061,480	PROPERTY ACQUIRED BY DEED OR FORECLOSURE		
Parks, Playgrounds, Shade Trees	1,000.00	ISSUED AND OUTSTANDING		Balance January 1, 1992	507,750.00	
Land Reclamation & Conservation	1,275.00	School	6,540,000.00	Transfers From Taxes or Liens		
Other Recreational Services	353,605.00	Self-Liquidating	95,000.00	Sale for Cash (1992)		
EDUCATION (excluding schools)		Other	37,466,030.90	Cancelled, Abated or Adjusted (1992)		
Libraries		Total	44,101,030.90	Balance December 31, 1992	507,750.00	
Other Educational Services		EQUALIZED VALUATION BASIS		CURRENT FINANCES DECEMBER 31, 1992		
STATUTORY EXPENDITURES		FOR NET DEBT COMPUTATION		ASSETS		
Pensions & F. I. C. A.	1,151,839.50	REAL PROPERTY VALUATIONS		Cash Dec. 31, 1992	4,762,384.06	
Employee Fringe Benefits	2,113,173.00	Code	Class	# of Parcels	% VAL'N	ASSESSED VALUATION
Other Statutory Expenditures	25,000.00	1	Vacant Land	3851	5.41	214,908,950.00
CETA And Other Public Employment Programs		2	Residential	26591	83.25	3,307,414,750.00
MUNICIPAL FUNCTIONS TOTAL		3	Farm	6	.06	2,576,200.00
23,546,447.19		4a	Commercial	660	10.04	398,960,200.00
MEMO		4b	Industrial	17	.25	9,738,000.00
25,000.00		4c	Apartments	11	.99	39,271,700.00
CAPITAL IMPROVEMENTS		Total		31136		3,972,868,900.00
DEBT SERVICE		Land Area 26.40 Sq. Miles				
Principal Payments	2,491,036.24	Net Valuation Taxable-Municipal		3,998,698,333		
Interest Payments	1,954,451.01	Net Valuation Taxable-County		4,494,370,322		
DEFERRED CHARGES		State Equalized Valuation		4,363,022,555		
SCHOOL, COUNTY, SPECIAL DISTRICT TAXES	557,348.51	State Equalization Ratio		91.60		
RESERVE FOR UNCOLLECTED TAXES	60,303,499.42					
EXPENDITURES TOTAL	92,953,732.37					

*Includes County Health Service Taxes, County Vocational School Taxes, or County Open Space Tax. See Table 13.

0501
 Population 1980 18,795
 Population 1990 18,942
 S & P Rating AAA
 Moody Rating AAA

General Tax Rate Per \$100. 5.88
 State Equalized Tax Rate 2.78

BRIDGETON CITY - CUMBERLAND COUNTY

Form of Government:

Mayor-Council Plan A (OMCL 50)

Number of Members on Governing Body - 5

PER CAPITA:
 Gross Debt 1,070.61
 Net Debt 417.61
 Debt Service 27.78
 Total Tax Levy 513.78
 Municipal Expenditures 664.45

PER CENT:
 Gross Debt 6.21
 Net Debt 2.42
 Tax Levy Collected 84.76
 Tax Levy Cancelled, Abated or Adjusted .33

EXPENDITURES		REVENUES-REALIZED		1992 PROPERTY TAX	
				STATE EQUALIZED TAX RATE	
GENERAL GOVERNMENT					
Governing Body & Public Baards	91,613.01	1992 Property Taxes Collected	8,221,229.79	Local District School Taxes	.90 3,194,998.00
Municipal Clerk	66,861.00	1992 Payments in Lieu of Taxes	153,925.65	Regional & Consolidated School Tax	
Financial Administration	499,582.79	Delinquent Tax & Lien Collections	1,840,125.72	School Taxes in Municipal Budget	
Assessment of Taxes	74,149.31	Business Personalty Replacement Taxes	579,480.76	County Taxes	.97 * 3,445,698.37
Collection of Taxes	129,123.00	Taxes from Public Utilities	818,209.00	County Library Taxes	
Planning, Housing & Development	90,497.00	Other Miscellaneous Tax Revenues		Local Municipal Purpose Taxes	.89 3,159,000.00
Human Resources	1,125,204.00	State Aid Revenues	4,769,956.84	Veteran & Senior Citizen Taxes	186,500.00
Elections	7,900.00	Federal Aid Revenues		Total Taxes far Rate Computation	2.76 9,986,196.37
General Administration (other)	1,580,020.63	State and Local Fiscal Assistance Act Utilized		Special District Taxes	
JUDICIARY		Sale of Acquired Property		Bank Corp. Taxes	
Municipal Courts	190,139.87	Other Miscellaneous Revenues	1,359,973.15	Added and Omitted Taxes	27,016.61
PUBLIC SAFETY		Total	17,742,900.91	Total Taxes Levied - ABSTRACT	9,826,712.98
Fire Protection	562,991.00	Prior Years Surplus Appropriated	807,000.00	Total Taxes Billed	9,699,685.64
Police Protection	2,224,692.90	REVENUES TOTAL	18,549,900.91	1992 TAXES COLLECTED	8,221,229.79
Civil Defense & Disaster Control	4,500.00	Reserve For Uncollected Taxes	1,454,014.13	1992 Taxes Cancelled, Abated or Adjusted	31,908.61
Environmental Inspection & Control	188,026.00	CAPITAL OUTLAY TOTAL	91,922.36	Transfer to Tax Title Liens or Foreclosed	49,135.41
Other Public Safety		Public Enterprises		Balance Outstanding Dec. 31, 1992	1,397,411.83
PUBLIC WORKS		Recreation-Culture	292.60	PRIOR YEARS TAXES OUTSTANDING	
Streets and Drainage	971,383.00	Public Works	3,110.74	Balance January 1, 1992	1,777,009.67
Sewers and Sewage Processing		Buildings and Grounds	88,519.02	Collected in 1992	1,551,086.48
Garbage and Trash Disposal	128,105.00	Library and Education		Cancelled, Abated or Adjusted 1992	4,921.55
Public Buildings and Grounds	268,089.92	Conservation		Transfers to Tax Title Liens or Foreclosed	215,721.36
Other Public Works		All Other		Balance December 31, 1992	5,280.28
HEALTH and WELFARE		CAPITAL DEBT AUTHORIZED, DECEMBER 31, 1992		TAX TITLE LIENS OUTSTANDING	
Health Services Except Environmental	1,332,199.90	ISSUED AND UNISSUED		Balance January 1, 1992	855,444.92
Welfare-Public Assistance	53,314.00	School	12,355,999	Transfer From Taxes	252,582.70
Hospital, Clinics, First Aid		Self-Liquidating	119,000	Redeemed in 1992	289,039.24
Animal, Insect, & Rodent Control		Other	7,804,440	Cancelled, Abated or Adjusted (1992)	
Other Welfare Services		Total	20,279,439	Transfers to Foreclosed Property	11,324.23
RECREATION and CONSERVATION		ISSUED AND OUTSTANDING		Balance December 31, 1992	807,664.15
Beaches and Boardwalks		School	5,356,000.00	PROPERTY ACQUIRED BY DEED OR FORECLOSURE	
Parks, Playgrounds, Shade Trees	2,350.00	Self-Liquidating	119,000.00	Balance January 1, 1992	2,315,914.23
Land Reclamation & Conservation		Other	4,893,083.45	Transfers From Taxes or Liens	14,235.77
Other Recreational Services	350,796.00	Total	10,368,088.45	Sale for Cash (1992)	
EDUCATION (excluding schools)		EQUALIZED VALUATION BASIS		Cancelled, Abated or Adjusted (1992)	
Libraries	172,329.05	FOR NET DEBT COMPUTATION	326,550,947	Balance December 31, 1992	2,330,150.00
Other Educational Services	10,482.00	REAL PROPERTY VALUATIONS		CURRENT FINANCES DECEMBER 31, 1992	
STATUTORY EXPENDITURES		Code Class # of Parcels % VAL'N ASSESSED VALUATION		ASSETS	
Pensions & F. L. C. A.	418,125.37	1 Vacant Land 873 1.69 2,758,900.00		Cash Dec. 31, 1992	1,639,549.78
Employee Fringe Benefits		2 Residential 4541 64.67 105,340,800.00		Taxes Receivable	1,402,692.11
Other Statutory Expenditures		3 Farm 10 .06 103,700.00		Tax Title Liens	807,664.15
CETA And Other Public Employment Programs		4a Commercial 490 17.15 27,940,598.00		Foreclosed Property	2,330,150.00
MUNICIPAL FUNCTIONS TOTAL	10,542,474.75	4b Industrial 54 12.47 20,314,440.00		Emergencies & Other Deferred Charges	3,309,606.17
CAPITAL IMPROVEMENTS *MEMO*		4c Apartments 39 3.95 6,442,200.00		State and Federal Aid Receivable	97,786.09
DEBT SERVICE		Total 6005 162,900,638.00		Other Receivables	122,360.62
Principal Payments	208,045.00	Land Area 6.50 Sq. Miles		Total	9,709,808.92
Interest Payments	318,196.59	Net Valuation Taxable-Municipal	166,940,181	LIABILITIES, RESERVES, AND SURPLUS	
DEFERRED CHARGES	63,303.60	Net Valuation Taxable-County	349,306,236	Cash Liabilities	3,072,313.46
SCHOOL, COUNTY, SPECIAL DISTRICT TAXES	6,640,696.37	State Equalized Valuation	349,094,908	Reserves for Receivables	4,662,866.88
RESERVE FOR UNCOLLECTED TAXES	1,454,014.13	State Equalization Ratio	47.21	Surplus Dec. 31, 1992	1,974,628.58
EXPENDITURES TOTAL	19,226,730.44			Total	9,709,808.92

*Includes County Health Service Taxes, County Vocational School Taxes, or County Open Space Tax. See Table 13.

Population 1980 29,175
 Population 1990 32,509
 S & P Rating AA
 Moody Rating AA1

General Tax Rate Per \$100 2.39
 State Equalized Tax Rate 1.61

BRIDGEWATER TOWNSHIP - SOMERSET CO.

Form of Government:

Mayor-Council Plan E (OMCL 50)

Number of Members on Governing Body - 5

PER CAPITA:

Gross Debt 1,672.62
 Net Debt 855.80
 Debt Service 95.18
 Total Tax Levy 1,821.31
 Municipal Expenditures 555.07

PER CENT:

Gross Debt 1.56
 Net Debt .80
 Tax Levy Collected 96.20
 Tax Levy Cancelled, Abated or Adjusted 1.08

EXPENDITURES		REVENUES-REALIZED		1992 PROPERTY TAX	
GENERAL GOVERNMENT				STATE EQUALIZED TAX RATE 1.61	
Governing Body & Public Boards	149,031.00	1992 Property Taxes Collected	56,988,850.56	Local District School Taxes	1.08 38,160,276.52
Municipal Clerk	145,238.00	1992 Payments in Lieu of Taxes	105,958.60	Regional & Consolidated School Tax	
Financial Administration	258,252.00	Delinquent Tax & Lien Collections	1,739,311.25	School Taxes in Municipal Budget	
Assessment of Taxes	76,515.00	Business Personalty Replacement Taxes	2,083,808.86	County Taxes	.62 * 14,847,805.98
Collection of Taxes	148,138.00	Taxes from Public Utilities	4,208,338.00	County Library Taxes	.03 1,097,276.36
Planning, Housing & Development	137,909.00	Other Miscellaneous Tax Revenues		Local Municipal Purpose Taxes	.08 2,784,436.46
Human Resources	175,545.00	State Aid Revenues	1,535,194.80	Veteran & Senior Citizen Taxes	230,900.00
Elections	10,700.00	Federal Aid Revenues		Total Taxes for Rate Computation	1.61 57,120,695.32
General Administration (other)	1,617,073.00	State and Local Fiscal Assistance Act Utilized		Special District Taxes	1,182,149.28
JUDICIARY		Sale of Acquired Property		Bank Corp. Taxes	
Municipal Courts	371,371.41	Other Miscellaneous Revenues	5,166,405.20	Added and Omitted Taxes	1,135,995.94
PUBLIC SAFETY		Total	71,827,867.33	Total Taxes Levied - ABSTRACT	59,208,940.54
Fire Protection	710,717.70	Prior Years Surplus Appropriated	3,609,157.70	Total Taxes Billed	59,237,537.82
Police Protection	3,595,603.29	REVENUES TOTAL	75,437,025.03	1992 TAXES COLLECTED	56,988,850.56
Civil Defense & Disaster Control	6,000.00	Reserve For Uncollected Taxes	2,420,417.46	1992 Taxes Cancelled, Abated or Adjusted	639,697.95
Environmental Inspection & Control	380,206.00	CAPITAL OUTLAY TOTAL	2,604,933.88	Transfer to Tax Title Liens or Foreclosed	184,171.77
Other Public Safety		Public Enterprises	15,302.08	Balance Outstanding Dec. 31, 1992	1,424,817.53
PUBLIC WORKS		Recreation-Culture	389,529.07	PRIOR YEARS TAXES OUTSTANDING	
Streets and Drainage	2,001,943.00	Public Works	1,114,127.35	Balance January 1, 1992	1,697,426.35
Sewers and Sewage Processing	118,147.00	Buildings and Grounds	1,085,975.38	Collected in 1992	1,602,113.93
Garbage and Trash Disposal	150,000.00	Library and Education		Cancelled, Abated or Adjusted 1992	1,663.56
Public Buildings and Grounds	173,321.00	Conservation		Transfers to Tax Title Liens or Foreclosed	67,829.98
Other Public Works		All Other		Balance December 31, 1992	25,818.88
HEALTH and WELFARE		CAPITAL DEBT AUTHORIZED, DECEMBER 31, 1992		TAX TITLE LIENS OUTSTANDING	
Health Services Except Environmental	153,448.00	ISSUED AND UNISSUED		Balance January 1, 1992	784,416.37
Welfare-Public Assistance	81,905.00	SCHOOL	20,399,647	Transfer from Taxes	273,366.79
Hospital, Clinics, First Aid		Self-Liquidating	5,485,500	Redeemed in 1992	137,197.32
Animal, Insect, & Rodent Control	68,000.00	Other	28,689,968	Cancelled, Abated or Adjusted (1992)	
Other Welfare Services		Total	54,375,115	Transfers to Foreclosed Property	
RECREATION and CONSERVATION		ISSUED AND OUTSTANDING		Balance December 31, 1992	920,585.84
Beaches and Boardwalks		SCHOOL	20,399,647.57	PROPERTY ACQUIRED BY DEED OR FORECLOSURE	
Parks, Playgrounds, Shade Trees	253,556.00	Self-Liquidating	5,130,000.00	Balance January 1, 1992	177,451.00
Land Reclamation & Conservation	38,520.00	Other	17,803,000.00	Transfers From Taxes or Liens	
Other Recreational Services	320,315.00	Total	43,332,647.57	Sale for Cash (1992)	
EDUCATION (excluding schools)		EQUALIZED VALUATION BASIS		Cancelled, Abated or Adjusted (1992)	
Libraries	155,546.00	FOR NET DEBT COMPUTATION	3,479,910,345	Balance December 31, 1992	177,451.00
Other Educational Services		REAL PROPERTY VALUATIONS		CURRENT FINANCES DECEMBER 31, 1992	
STATUTORY EXPENDITURES		Code Class # of Parcels % VAL'N ASSESSED VALUATION		ASSETS	
Pensions & F. L. C. A.	1,330,378.00	1 Vacant Land 1716 3.88 92,183,598.00		Cash Dec. 31, 1992	10,824,525.59
Employee Fringe Benefits	839,000.00	2 Residential 11207 63.56 1,509,772,641.00		Taxes Receivable	1,450,636.41
Other Statutory Expenditures		3 Farm 89 .27 5,222,379.00		Tax Title Liens	920,585.84
CETA And Other Public Employment Programs	13,471,429.40	4a Commercial 294 20.55 488,094,473.00		Foreclosed Property	177,451.00
MUNICIPAL FUNCTIONS TOTAL		4b Industrial 56 11.11 263,880,900.00		Emergencies & Other Deferred Charges	
CAPITAL IMPROVEMENTS *MEMO*	635,596.00	4c Apartments 57 .54 15,238,900.00		State and Federal Aid Receivable	7,369.20
DEBT SERVICE		Total 13419 2,375,392,791.00		Other Receivables	50,412.98
Principal Payments	1,969,000.00	Land Area 32.30 Sq. Miles		Total	13,440,980.91
Interest Payments	1,157,638.50	Net Valuation Taxable-Municipal	2,383,464,029	LIABILITIES, RESERVES, AND SURPLUS	
DEFERRED CHARGES		Net Valuation Taxable-County	3,581,239,503	Cash Liabilities	4,316,102.63
SCHOOL, COUNTY, SPECIAL DISTRICT TAXES	55,237,508.14	State Equalized Valuation	3,543,408,031	Reserves for Receivables	2,609,086.13
RESERVE FOR UNCOLLECTED TAXES	2,420,417.46	State Equalization Ratio	67.19	Surplus Dec. 31, 1992	6,015,792.10
EXPENDITURES TOTAL				Total	13,440,980.91

*Includes County Health Service Taxes, County Vocational School Taxes, or County Open Space Tax. See Table 13.

1338

Population 1980 4,068
 Population 1990 4,406
 S & P Rating
 Moody Rating

General Tax Rate Per \$100 1.44
 State Equalized Tax Rate 1.68

BRIELLE BOROUGH - MONMOUTH COUNTY

Form of Government:

Borough Council

Number of Members on Governing Body - 6

PER CAPITA:

Gross Debt 755.41
 Net Debt 755.41
 Debt Service 47.97
 Total Tax Levy 1,925.10
 Municipal Expenditures 951.39

PER CENT:

Gross Debt .63
 Net Debt .63
 Tax Levy Collected 92.76
 Tax Levy Cancelled, Abated or Adjusted 2.51

EXPENDITURES		REVENUES-REALIZED			1992 PROPERTY TAX	
GENERAL GOVERNMENT		REVENUES-REALIZED			STATE EQUALIZED TAX RATE	
Governing Body & Public Boards		1992 Property Taxes Collected	7,867,743.31	Local District School Taxes	.75	3,784,603.00
Municipal Clerk		1992 Payments in Lieu of Taxes		Regional & Consolidated School Tax		
Financial Administration	15,000.00	Delinquent Tax & Lien Collections	166,912.73	School Taxes in Municipal Budget		
Assessment of Taxes	15,000.00	Business Personality Replacement Taxes	35,274.52	County Taxes	.44 *	2,222,242.34
Collection of Taxes	34,300.00	Taxes from Public Utilities	243,549.00	County Library Taxes	.02	85,525.36
Planning, Housing & Development	34,575.00	Other Miscellaneous Tax Revenues		Local Municipal Purpose Taxes	.47	2,368,997.00
Human Resources	52,860.00	State Aid Revenues	162,199.78	Veteran & Senior Citizen Taxes		25,750.00
Elections		Federal Aid Revenues		Total Taxes for Rate Computation	1.68	8,487,117.70
General Administration (other)	345,960.00	State and Local Fiscal Assistance Act Utilized		Special District Taxes		
JUDICIARY		Sale of Acquired Property		Bank Corp. Taxes		
Municipal Courts	88,100.00	Other Miscellaneous Revenues	435,502.71	Added and Omitted Taxes		20,637.05
PUBLIC SAFETY		Total	8,911,182.05	Total Taxes Levied - ABSTRACT		8,482,004.75
Fire Protection	63,246.10	Prior Years Surplus Appropriated	880,000.00	Total Taxes Billed		8,482,004.75
Police Protection	1,048,498.78	REVENUES TOTAL	9,791,182.05	1992 TAXES COLLECTED		7,867,743.31
Civil Defense & Disaster Control	500.00	Reserve For Uncollected Taxes	507,193.39	1992 Taxes Cancelled, Abated or Adjusted		212,820.04
Environmental Inspection & Control	36,554.00	CAPITAL OUTLAY TOTAL	428,182.28	Transfer to Tax Title Liens or Foreclosed		11,873.75
Other Public Safety		Public Enterprises	1,593.34	Balance Outstanding Dec. 31, 1992		389,567.65
PUBLIC WORKS		Recreation-Culture		PRIOR YEARS TAXES OUTSTANDING		
Streets and Drainage	250,500.00	Public Works		Balance January 1, 1992		363,576.39
Sewers and Sewage Processing	104,000.00	Buildings and Grounds	426,588.94	Collected in 1992		157,065.17
Garbage and Trash Disposal	450,000.00	Library and Education		Cancelled, Abated or Adjusted 1992		165,776.70
Public Buildings and Grounds	81,000.00	Conservation		Transfers to Tax Title Liens or Foreclosed		2,484.70
Other Public Works	7,600.00	All Other		Balance December 31, 1992		38,249.82
HEALTH and WELFARE		CAPITAL DEBT AUTHORIZED, DECEMBER 31, 1992		TAX TITLE LIENS OUTSTANDING		
Health Services Except Environmental	30,600.00	ISSUED AND UNISSUED		Balance January 1, 1992		18,295.58
Welfare-Public Assistance	6,620.00	School		Transfer From Taxes		15,028.21
Hospital, Clinics, First Aid		Self-Liquidating	2,005,078	Redeemed in 1992		9,847.56
Animal, Insect, & Rodent Control	3,000.00	Other	1,323,236	Cancelled, Abated or Adjusted (1992)		
Other Welfare Services		Total	3,328,314	Transfers to Foreclosed Property		
RECREATION and CONSERVATION		ISSUED AND OUTSTANDING		Balance December 31, 1992		23,476.23
Beaches and Boardwalks		School		PROPERTY ACQUIRED BY DEED OR FORECLOSURE		
Parks, Playgrounds, Shode Trees	10,000.00	Self-Liquidating	1,883,300.00	Balance January 1, 1992		42,900.00
Land Reclamation & Conservation	1,000.00	Other	1,038,156.75	Transfers From Taxes or Liens		
Other Recreational Services	21,500.00	Total	2,921,456.75	Sale for Cash (1992)		
EDUCATION (excluding schools)		EQUALIZED VALUATION BASIS		Cancelled, Abated or Adjusted (1992)		
Libraries	73,000.00	FOR NET DEBT COMPUTATION	527,869,863	Balance December 31, 1992		42,900.00
Other Educational Services	350.00	REAL PROPERTY VALUATIONS		CURRENT FINANCES DECEMBER 31, 1992		
STATUTORY EXPENDITURES		Code Class # of Parcels % VAL'N		ASSETS		
Pensions & F. L. C. A.	235,725.00	1 Vacant Land 166 3.67	21,453,200.00	Cash Dec. 31, 1992		1,742,192.26
Employee Fringe Benefits	164,500.00	2 Residential 1737 83.16	486,672,000.00	Taxes Receivable		427,817.47
Other Statutory Expenditures		3 Farm		Tax Title Liens		23,476.23
CETA And Other Public Employment Programs		4a Commercial 84 11.60	67,901,200.00	Foreclosed Property		42,900.00
MUNICIPAL FUNCTIONS TOTAL	3,228,998.88	4b Industrial		Emergencies & Other Deferred Charges		66,100.00
CAPITAL IMPROVEMENTS *MEMO*		4c Apartments 2 1.57	9,200,000.00	State and Federal Aid Receivable		
DEBT SERVICE		Total 1989	535,226,400.00	Other Receivables		724.97
Principal Payments	170,000.00	Land Area 1.65 Sq. Miles		Total		2,303,210.93
Interest Payments	41,343.00	Net Valuation Taxable-Municipal	536,101,872	LIABILITIES, RESERVES, AND SURPLUS		
DEFERRED CHARGES	244,270.73	Net Valuation Taxable-County	522,106,420	Cash Liabilities		1,007,049.29
SCHOOL, COUNTY, SPECIAL DISTRICT TAXES	6,092,370.70	State Equalized Valuation	501,592,522	Reserves for Receivables		496,886.09
RESERVE FOR UNCOLLECTED TAXES	507,193.39	State Equalization Ratio	116.88	Surplus Dec. 31, 1992		801,275.55
EXPENDITURES TOTAL	10,284,176.70			Total		2,303,210.93

0133

Population 1980 8,313
 Population 1990 11,354
 S & P Rating A-
 Moody Rating AAA

General Tax Rate Per \$100. 2.03
 State Equalized Tax Rate 1.85

BRIGANTINE CITY - ATLANTIC COUNTY

Form of Government:

Commission (1911)

Number of Members on Governing Body - 3

PER CAPITA:

Gross Debt 1,921.93
 Net Debt 1,029.40
 Debt Service 155.37
 Total Tax Levy 1,871.85
 Municipal Expenditures 1,142.77

PER CENT:

Gross Debt 1.90
 Net Debt 1.02
 Tax Levy Collected 93.21
 Tax Levy Cancelled, Abated or Adjusted 1.15

EXPENDITURES		REVENUES-REALIZED		1992 PROPERTY TAX	
GENERAL GOVERNMENT				STATE EQUALIZED TAX RATE	
Governing Body & Public Boards	88,925.00	1992 Property Taxes Collected	19,810,941.90	Local District School Taxes	.55 6,223,824.00
Municipal Clerk	119,500.00	1992 Payments in Lieu of Taxes	1,108.55	Regional & Consolidated School Tax	
Financial Administration	233,000.00	Delinquent Tax & Lien Collections	1,687,093.75	School Taxes in Municipal Budget	.07 743,150.31
Assessment of Taxes	112,000.00	Business Personality Replacement Taxes	28,361.64	County Taxes	.46 * 5,296,102.90
Collection of Taxes	73,500.00	Taxes from Public Utilities	597,938.00	County Library Taxes	.03 380,184.46
Planning, Housing & Development	46,700.00	Other Miscellaneous Tax Revenues		Local Municipal Purpose Taxes	.75 8,552,426.43
Human Resources	193,521.02	State Aid Revenues	466,693.22	Veteran & Senior Citizen Taxes	
Elections	16,000.00	Federal Aid Revenues		Total Taxes far Rate Computation	1.86 21,299,538.10
General Administration (other)	753,750.00	State and Local Fiscal Assistance Act Utilized		Special District Taxes	
JUDICIARY	116,000.00	Other Miscellaneous Revenues		Bank Corp. Taxes	
Municipal Courts		Total	23,681,388.89	Added and Omitted Taxes	57,241.35
PUBLIC SAFETY		Prior Years Surplus Appropriated	700,000.00	Total Taxes Levied - ABSTRACT	21,252,929.45
Fire Protection	1,441,560.00	REVENUES TOTAL	24,381,388.89	Total Taxes Billed	21,255,204.41
Police Protection	1,864,748.00	Reserve For Uncollected Taxes	1,891,619.60	1992 TAXES COLLECTED	19,810,941.90
Civil Defense & Disaster Control	57,000.00	CAPITAL OUTLAY	7,329,193.48	1992 Taxes Cancelled, Abated or Adjusted	247,514.69
Environmental Inspection & Control	148,400.00	Public Enterprises	181,872.21	Transfer to Tax Title Liens or Foreclosed	13,189.48
Other Public Safety		Recreation-Culture		Balance Outstanding Dec. 31, 1992	1,183,558.34
PUBLIC WORKS		Public Works	7,147,326.27	PRIOR YEARS TAXES OUTSTANDING	
Streets and Drainage	531,500.00	Buildings and Grounds		Balance January 1, 1992	1,758,419.77
Sewers and Sewage Processing	225,319.00	Library and Education		Collected in 1992	1,388,347.39
Garbage and Trash Disposal	1,050,000.00	Conservation		Cancelled, Abated or Adjusted 1992	39,312.88
Public Buildings and Grounds	409,500.00	All Other		Transfers to Tax Title Liens or Foreclosed	277,524.27
Other Public Works	120,000.00	CAPITAL DEBT AUTHORIZED, DECEMBER 31, 1992		Balance December 31, 1992	53,234.73
HEALTH and WELFARE		ISSUED AND UNISSUED		TAX TITLE LIENS OUTSTANDING	
Health Services Except Environmental	1,500.00	School	5,363,545	Balance January 1, 1992	2,581.32
Welfare-Public Assistance	28,500.00	Self-Liquidating	6,292,123	Transfer From Taxes	324,866.93
Hospital, Clinics, First Aid		Other	9,665,944	Redeemed in 1992	298,745.86
Animal, Insect, & Rodent Control	10,100.00	Total	21,821,613	Cancelled, Abated or Adjusted (1992)	
Other Welfare Services		ISSUED AND OUTSTANDING		Transfers to Foreclosed Property	
RECREATION and CONSERVATION		School	5,863,545.76	Balance December 31, 1992	28,702.39
Beaches and Boardwalks	412,500.00	Self-Liquidating	6,150,589.17	PROPERTY ACQUIRED BY DEED OR FORECLOSURE	
Parks, Playgrounds, Shade Trees	85,960.00	Other	9,523,529.79	Balance January 1, 1992	308,862.00
Land Reclamation & Conservation	6,800.00	Total	21,537,664.72	Transfers From Taxes or Liens	
Other Recreational Services		EQUALIZED VALUATION BASIS		Sale for Cash (1992)	
EDUCATION (excluding schools)		FOR NET DEBT COMPUTATION	1,151,297,731	Cancelled, Abated or Adjusted (1992)	
Libraries		REAL PROPERTY VALUATIONS		Balance December 31, 1992	308,862.00
Other Educational Services		Code Class # of Parcels % VAL'N ASSESSED VALUATION		CURRENT FINANCES DECEMBER 31, 1992	
STATUTORY EXPENDITURES		1 Vacant Land 573 2.93 29,657,000.00		ASSETS	
Pensions & F. L. C. A.	417,666.61	2 Residential 7714 91.75 929,469,100.00		Cash Dec. 31, 1992	3,501,625.99
Employee Fringe Benefits	710,000.00	3 Farm 49,999,100.00		Taxes Receivable	1,236,793.07
Other Statutory Expenditures		4a Commercial 123 4.94		Tax Title Liens	28,702.39
CETA And Other Public Employment Programs		4b Industrial 3,958,500.00		Foreclosed Property	308,862.00
MUNICIPAL FUNCTIONS	9,278,949.63	4c Apartments 13 .39		Emergencies & Other Deferred Charges	152,000.00
CAPITAL IMPROVEMENTS	*MEMO*	Total 8423 1,013,083,700.00		State and Federal Aid Receivable	9,888.70
DEBT SERVICE		Land Area 6.39 Sq. Miles		Other Receivables	85,913.54
Principal Payments	939,991.46	Net Valuation Taxable-Municipal	1,018,153,843	Total	5,323,785.69
Interest Payments	824,045.97	Net Valuation Taxable-County	1,144,714,158	LIABILITIES, RESERVES, AND SURPLUS	
TYPE I SCHL DEBT *MEMO	743,153.31	State Equalized Valuation	1,141,323,732	Cash Liabilities	1,213,053.83
DEFERRED CHARGES	40,400.82	State Equalization Ratio	39.16	Reserves for Receivables	1,650,271.00
SCHOOL, COUNTY, SPECIAL DISTRICT TAXES	12,663,261.67			Surplus Dec. 31, 1992	2,445,460.81
RESERVE FOR UNCOLLECTED TAXES	1,891,619.60			Total	5,323,785.69
EXPENDITURES	25,618,259.15				

1987 3000

* ABOVE DEBT SERVICE INCLUDES TYPE I SCHOOL DEBT

131

*Includes County Health Service Taxes, County Vocational School Taxes, or County Open Space Tax. See Table 13.

0407

Population 1980 2,133
 Population 1990 1,805
 S & P Rating
 Moody Rating

General Tax Rate Per \$100 2.50
 State Equalized Tax Rate 2.52

BROOKLAWN BOROUGH - CAMDEN CO.

Form of Government:

Borough Council

Number of Members on Governing Body - 6

PER CAPITA:

Gross Debt 974.45
 Net Debt 218.51
 Debt Service 39.75
 Total Tax Levy 1,051.67
 Municipal Expenditures 955.68

PER CENT:

Gross Debt 2.59
 Net Debt .58
 Tax Levy Collected 92.23
 Tax Levy Cancelled, Abated or Adjusted .07

EXPENDITURES		REVENUES-REALIZED		1992 PROPERTY TAX	
GENERAL GOVERNMENT				STATE EQUALIZED TAX RATE	
Governing Body & Public Boards	9,698.00	1992 Property Taxes Collected	1,750,855.86	Local District School Taxes	1.16
Municipal Clerk	43,435.00	1992 Payments in Lieu of Taxes		Regional & Consolidated School Tax	
Financial Administration	33,992.00	Delinquent Tax & Lien Collections	67,595.33	School Taxes in Municipal Budget	
Assessment of Taxes	7,131.00	Business Personalty Replacement Taxes	28,529.64	County Taxes	.72
Collection of Taxes	9,447.00	Taxes from Public Utilities	126,886.00	County Library Taxes	.02
Planning, Housing & Development	219,388.35	Other Miscellaneous Tax Revenues		Local Municipal Purpose Taxes	.61
Human Resources	15,637.00	State Aid Revenues	321,741.06	Veteran & Senior Citizen Taxes	
Elections	2,600.00	Federal Aid Revenues		Total Taxes for Rate Computation	2.51
General Administration (other)	241,574.00	State and Local Fiscal Assistance Act Utilized		Special District Taxes	
JUDICIARY		Sale of Acquired Property		Bank Corp. Taxes	
Municipal Courts	66,548.24	Other Miscellaneous Revenues	491,106.38	Added and Omitted Taxes	
PUBLIC SAFETY		Total	2,786,713.27	Total Taxes Levied - ABSTRACT	
Fire Protection	41,037.30	Prior Years Surplus Appropriated	261,189.00	Total Taxes Billed	1,898,265.25
Police Protection	275,567.97	REVENUES TOTAL	3,047,901.27	1992 TAXES COLLECTED	1,750,855.86
Civil Defense & Disaster Control	2,750.00	Reserve For Uncollected Taxes	117,330.00	1992 Taxes Cancelled, Abated or Adjusted	1,283.97
Environmental Inspection & Control	20,956.40	CAPITAL OUTLAY TOTAL	75,763.61	Transfer to Tax Title Liens or Foreclosed	55,434.40
Other Public Safety		Public Enterprises	7,668.81	Balance Outstanding Dec. 31, 1992	90,691.02
PUBLIC WORKS		Recreation-Culture		PRIOR YEARS TAXES OUTSTANDING	
Streets and Drainage	112,711.96	Public Works		Balance January 1, 1992	104,791.44
Sewers and Sewage Processing	85,811.57	Buildings and Grounds	68,114.80	Collected in 1992	45,544.43
Garbage and Trash Disposal	93,693.00	Library and Education		Cancelled, Abated or Adjusted 1992	
Public Buildings and Grounds	29,600.00	Conservation		Transfers to Tax Title Liens or Foreclosed	32,532.51
Other Public Works	9,480.00	All Other		Balance December 31, 1992	26,714.50
HEALTH and WELFARE		CAPITAL DEBT AUTHORIZED, DECEMBER 31, 1992		TAX TITLE LIENS OUTSTANDING	
Health Services Except Environmental	1,123.00	ISSUED AND UNISSUED		Balance January 1, 1992	101,292.83
Welfare-Public Assistance	764.78	School		Transfer From Taxes	95,996.54
Hospital, Clinics, First Aid		Self-Liquidating	1,364,475	Redeemed in 1992	22,050.90
Animal, Insect, & Rodent Control	1,950.00	Other	394,402	Cancelled, Abated or Adjusted (1992)	
Other Welfare Services		Total	1,758,877	Transfers to Foreclosed Property	
RECREATION and CONSERVATION		ISSUED AND OUTSTANDING		Balance December 31, 1992	175,238.47
Beaches and Boardwalks		School		PROPERTY ACQUIRED BY DEED OR	
Parks, Playgrounds, Shade Trees	6,000.00	Self-Liquidating	1,336,276.65	FORECLOSURE	
Land Reclamation & Conservation		Other	348,000.00	Balance January 1, 1992	94,975.00
Other Recreational Services	7,600.00	Total	1,684,276.65	Transfers From Taxes or Liens	
EDUCATION (excluding schools)		EQUALIZED VALUATION BASIS		Sale for Cash (1992)	
Libraries		FOR NET DEBT COMPUTATION	67,834,315	Cancelled, Abated or Adjusted (1992)	
Other Educational Services		REAL PROPERTY VALUATIONS		Balance December 31, 1992	94,975.00
STATUTORY EXPENDITURES		Code Class # of Parcels % VAL'N		CURRENT FINANCES DECEMBER 31, 1992	
Pensions & F.L.C.A.	62,781.46	1 Vacant Land 48 1.24		ASSETS	
Employee Fringe Benefits	100,634.55	2 Residential 665 66.21		Cash Dec. 31, 1992	776,515.73
Other Statutory Expenditures	1,100.00	3 Farm		Taxes Receivable	117,405.52
CETA And Other Public Employment Programs		4a Commercial 60 29.41		Tax Title Liens	175,238.47
MUNICIPAL FUNCTIONS TOTAL	1,506,032.58	4b Industrial 4 1.28		Foreclosed Property	94,975.00
CAPITAL IMPROVEMENTS *MEMO*	40,000.00	4c Apartments 4 1.97		Emergencies & Other Deferred Charges	41,498.33
DEBT SERVICE		Total 781		State and Federal Aid Receivable	222,508.43
Principal Payments	45,000.00	Land Area .49 Sq. Miles		Other Receivables	104,350.17
Interest Payments	26,745.09	Net Valuation Taxable-Municipal	75,906,973	Total	1,532,491.65
DEFERRED CHARGES	29,893.23	Net Valuation Taxable-County	67,392,201	LIABILITIES, RESERVES, AND SURPLUS	
SCHOOL, COUNTY, SPECIAL DISTRICT TAXES	1,435,436.61	State Equalized Valuation	75,256,693	Cash Liabilities	753,815.11
RESERVE FOR UNCOLLECTED TAXES	117,330.00	State Equalization Ratio	100.87	Reserves for Receivables	489,324.16
EXPENDITURES TOTAL	3,163,437.51			Surplus Dec. 31, 1992	289,352.38

0104
 Population 1980 3,642
 Population 1990 4,441
 S & P Rating
 Moody Rating BAA

General Tax Rate Per \$100. 3.20
 State Equalized Tax Rate 2.42

BUENA BOROUGH - ATLANTIC COUNTY
 Form of Government:
Borough Council
 Number of Members on Governing Body - 6

PER CAPITA:
 Gross Debt 427.90
 Net Debt 412.68
 Debt Service 65.93
 Total Tax Levy 734.46
 Municipal Expenditures 546.61

PER CENT:
 Gross Debt 1.55
 Net Debt 1.49
 Tax Levy Collected 91.23
 Tax Levy Cancelled, Abated or Adjusted

EXPENDITURES		REVENUES-REALIZED		1992 PROPERTY TAX	
GENERAL GOVERNMENT		REVENUES-REALIZED		STATE EQUALIZED TAX RATE	
Governing Body & Public Boards	29,000.00	1992 Property Taxes Collected	2,975,371.85	Local District School Taxes	
Municipal Clerk	35,552.00	1992 Payments in Lieu of Taxes		Regional & Consolidated School Tax	1.05
Financial Administration	55,625.15	Delinquent Tax & Lien Collections	274,972.75	School Taxes in Municipal Budget	
Assessment of Taxes	16,275.00	Business Personalty Replacement Taxes	45,562.20	County Taxes	.48 *
Collection of Taxes	15,650.00	Taxes from Public Utilities	256,077.54	County Library Taxes	.03
Planning, Housing & Development	288,345.00	Other Miscellaneous Tax Revenues		Local Municipal Purpose Taxes	.85
Human Resources	32,447.00	State Aid Revenues	542,798.05	Veteran & Senior Citizen Taxes	
Elections	3,300.00	Federal Aid Revenues		Total Taxes for Rate Computation	2.41
General Administration (other)	303,886.80	State and Local Fiscal Assistance Act Utilized		Special District Taxes	
JUDICIARY		Sale of Acquired Property		Bank Corp. Taxes	
Municipal Courts	49,347.18	Other Miscellaneous Revenues	257,833.49	Added and Omitted Taxes	
PUBLIC SAFETY		Total	4,352,615.88	Total Taxes Levied - ABSTRACT	
Fire Protection	1,500.00	Prior Years Surplus Appropriated	20,000.00	Total Taxes Billed	
Police Protection	423,895.41	REVENUES TOTAL	4,372,615.88	1992 TAXES COLLECTED	
Civil Defense & Disaster Control	600.00	Reserve For Uncollected Taxes	288,508.81	1992 Taxes Cancelled, Abated or Adjusted	
Environmental Inspection & Control	22,800.00	CAPITAL OUTLAY TOTAL	13,326.62	Transfer to Tax Title Liens or Foreclosed	
Other Public Safety		Public Enterprises		Balance Outstanding Dec. 31, 1992	
PUBLIC WORKS		Recreation-Culture		PRIOR YEARS TAXES OUTSTANDING	
Streets and Drainage	163,500.00	Public Works	13,226.62	Balance January 1, 1992	251,320.42
Sewers and Sewage Processing		Buildings and Grounds	100.00	Collected in 1992	223,723.65
Garbage and Trash Disposal	190,507.75	Library and Education		Cancelled, Abated or Adjusted 1992	45.35
Public Buildings and Grounds	20,500.50	Conservation		Transfers to Tax Title Liens or Foreclosed	27,551.42
Other Public Works	11,000.00	All Other		Balance December 31, 1992	
HEALTH and WELFARE		CAPITAL DEBT AUTHORIZED, DECEMBER 31, 1992		TAX TITLE LIENS OUTSTANDING	
Health Services Except Environmental	55,770.00	ISSUED AND UNISSUED		Balance January 1, 1992	117,043.07
Welfare-Public Assistance	5,266.00	School	67,565	Transfer From Taxes	106,475.34
Hospital, Clinics, First Aid		Self-Liquidating		Redeemed in 1992	51,249.10
Animal, Insect, & Rodent Control		Other	1,832,720	Cancelled, Abated or Adjusted (1992)	
Other Welfare Services		Total	1,900,286	Transfers to Foreclosed Property	
RECREATION and CONSERVATION		ISSUED AND OUTSTANDING		Balance December 31, 1992	172,269.81
Beaches and Boardwalks		School	67,565.76	PROPERTY ACQUIRED BY DEED OR FORECLOSURE	
Parks, Playgrounds, Shade Trees	6,000.00	Self-Liquidating		Balance January 1, 1992	104,700.00
Land Reclamation & Conservation		Other	1,706,755.88	Transfers From Taxes or Liens	
Other Recreational Services	1,500.00	Total	1,774,321.64	Sale for Cash (1992)	
EDUCATION (excluding schools)		EQUALIZED VALUATION BASIS FOR NET DEBT COMPUTATION		Cancelled, Abated or Adjusted (1992)	104,700.00
Libraries		REAL PROPERTY VALUATIONS		Balance December 31, 1992	
Other Educational Services		Code Class # of Parcels % VAL'N	ASSESSED VALUATION	CURRENT FINANCES DECEMBER 31, 1992	
STATUTORY EXPENDITURES		1 Vacant Land 247 2.15	2,017,900.00	ASSETS	
Pensions & F. I. C. A.	95,574.00	2 Residential 1098 63.52	59,697,200.00	Cash Dec. 31, 1992	397,749.34
Employee Fringe Benefits		3 Farm 259 9.00	8,460,000.00	Taxes Receivable	219,522.38
Other Statutory Expenditures	6,000.00	4a Commercial 111 14.33	13,463,100.00	Tax Title Liens	172,269.81
CETA And Other Public Employment Programs		4b Industrial 6 7.59	7,131,200.00	Foreclosed Property	104,700.00
MUNICIPAL FUNCTIONS TOTAL	1,831,341.79	4c Apartments 5 3.41	3,208,700.00	Emergencies & Other Deferred Charges	36,000.00
CAPITAL IMPROVEMENTS *MEMO*	5,000.00	Total 1726	93,978,100.00	State and Federal Aid Receivable	112,390.85
DEBT SERVICE		Land Area 7.40 Sq. Miles		Other Receivables	104,899.22
Principal Payments	170,563.10	Net Valuation Taxable-Municipal	96,281,072	Total	1,147,521.60
Interest Payments	122,231.53	Net Valuation Taxable-County	132,469,745	LIABILITIES, RESERVES, AND SURPLUS	
DEFERRED CHARGES	14,345.75	State Equalized Valuation	126,553,313	Cash Liabilities	231,901.22
SCHOOL, COUNTY, SPECIAL DISTRICT TAXES	2,164,470.63	State Equalization Ratio	75.63	Reserves for Receivables	749,590.21
RESERVE FOR UNCOLLECTED TAXES	288,508.81			Surplus Dec. 31, 1992	166,030.17
EXPENDITURES TOTAL	4,591,961.61			Total	1,147,521.60

0135

Population 1980 6,959
 Population 1990 7,655
 S & P Rating
 Moody Rating

General Tax Rate Per \$100. 2.03
 State Equalized Tax Rate 1.83

BUENA VISTA TOWNSHIP - ATLANTIC CO.
 Form of Government:
Township Committee
 Number of Members on Governing Body - 5

PER CAPITA:
 Gross Debt 54.86
 Net Debt 36.20
 Debt Service 8.22
 Total Tax Levy 660.85
 Municipal Expenditures 350.04

PER CENT:
 Gross Debt .17
 Net Debt .10
 Tax Levy Collected 85.80
 Tax Levy Cancelled, Abated or Adjusted

EXPENDITURES		REVENUES-REALIZED		1992 PROPERTY TAX	
GENERAL GOVERNMENT				STATE EQUALIZED TAX RATE	
Governing Body & Public Boards		1992 Property Taxes Collected	4,340,589.15	Local District Schaal Taxes	
Municipal Clerk		1992 Payments in Lieu of Taxes	2,325.40	Regional & Consalidated Schaal Tax	1.06
Financial Administration	60,529.00	Delinquent Tax & Lien Collections	556,460.08	School Taxes in Municipal Budget	
Assessment of Taxes	19,954.34	Business Personality Replacement Taxes	45,571.32	County Taxes	.48 *
Collection of Taxes	73,954.05	Taxes from Public Utilities	481,307.00	County Library Taxes	.03
Planning, Hausing & Development	207,791.85	Other Miscellaneous Tax Revenues		Local Municipal Purpose Taxes	.25
Human Resourcaes	28,750.00	State Aid Revenues	586,533.38	Veteran & Senior Citizen Taxes	
Elections	5,400.00	Federal Aid Revenues		Total Taxes far Rate Computation	1.82
General Administration (ather)	299,232.89	State and Local Fiscal Assistance Act Utilized		Special District Taxes	
JUDICIARY		Sale of Acquired Property		Bank Corp. Taxes	
Municipal Courts	51,200.00	Other Miscellaneous Revenues	286,861.62	Added and Omitted Taxes	
PUBLIC SAFETY		Total	6,299,647.95	Total Taxes Levied - ABSTRACT	
Fire Protection	33,510.89	Prior Years Surplus Appropriated	238,000.00	Total Taxes Billed	
Police Protection	16,523.83	REVENUES TOTAL	6,537,647.95	1992 TAXES COLLECTED	
Civil Defense & Disaster Contral		Reserve For Uncollected Taxes	713,308.03	1992 Taxes Cancelled, Abated or Adjusted	
Environmental Inspection & Contral		CAPITAL OUTLAY TOTAL	127,056.19	Transfer to Tax Title Liens or Foreclosed	
Other Public Safety				Balance Outstanding Dec. 31, 1992	718,224.50
PUBLIC WORKS				PRIOR YEARS TAXES OUTSTANDING	
Streets and Drainage	420,310.06	Public Enterprises		Balance January 1, 1992	489,765.69
Sewers and Sewage Processing	6,768.00	Recreation-Culture		Collected in 1992	426,408.25
Garbage and Trash Disposal	357,501.42	Public Works	51,556.19	Cancelled, Abated or Adjusted 1992	
Public Buildings and Grounds	55,613.92	Buildings and Grounds	75,500.00	Transfers to Tax Title Liens or Foreclosed	
Other Public Works		Library and Education		Balance December 31, 1992	63,357.44
HEALTH and WELFARE		Conservation		TAX TITLE LIENS OUTSTANDING	
Health Services Except Environmental	6,165.00	All Other		Balance January 1, 1992	1,262,309.80
Welfare-Public Assistance	4,336.89			Transfer From Taxes	
Hospital, Clinics, First Aid		CAPITAL DEBT AUTHORIZED, DECEMBER 31, 1992		Redeemed in 1992	130,051.83
Animal, Insect, & Rodent Control	6,517.00	ISSUED AND UNISSUED		Cancelled, Abated or Adjusted (1992)	
Other Welfare Services		School	158,166	Transfers to Foreclosed Property	
RECREATION and CONSERVATION		Self-Liquidating		Balance December 31, 1992	1,132,257.97
Beaches and Baardwalks		Other	261,765	PROPERTY ACQUIRED BY DEED OR	
Parks, Playgrounds, Shade Trees	30,555.50	Total	419,931	FORECLOSURE	
Land Reclamation & Conservation	10,979.79	ISSUED AND OUTSTANDING		Balance January 1, 1992	1,230,527.24
Other Recreational Services	10,000.00	School	158,166.00	Transfers From Taxes or Liens	
EDUCATION (excluding schools)		Self-Liquidating		Sale for Cosh (1992)	
Libraries		Other	252,765.45	Cancelled, Abated or Adjusted (1992)	
Other Educational Services		Total	410,931.45	Balance December 31, 1992	1,230,527.24
STATUTORY EXPENDITURES		EQUALIZED VALUATION BASIS		CURRENT FINANCES DECEMBER 31, 1992	
Pensions & F. L. C. A.	36,956.00	FOR NET DEBT COMPUTATION	252,620,709	ASSETS	
Employee Fringe Benefits		REAL PROPERTY VALUATIONS		Cash Dec. 31, 1992	684,706.99
Other Statutory Expenditures	4,000.00	Code Class # of Parcels % VAL'N		Taxes Receivable	781,581.94
CETA And Other Public Employment Programs		1 Vacant Land 5785 12.47	27,897,800.00	Tax Title Liens	1,132,257.97
MUNICIPAL FUNCTIONS TOTAL	1,751,550.43	2 Residential 1993 67.93	151,926,900.00	Foreclosed Property	1,230,527.24
CAPITAL IMPROVEMENTS *MEHO*	20,000.00	3 Farm 476 9.91	22,176,000.00	Emergencies & Other Deferred Charges	113,430.60
DEBT SERVICE		4a Commercial 93 7.79	17,413,800.00	State and Federal Aid Receivable	
Principal Payments	34,234.55	4b Industrial 11 1.89	4,224,700.00	Other Receivables	9,228.19
Interest Payments	28,658.14	4c Apartments		Total	3,951,732.93
DEFERRED CHARGES	151,815.29	Total 8348	223,639,100.00	LIABILITIES, RESERVES, AND SURPLUS	
SCHOOL COUNTY, SPECIAL DISTRICT TAXES	4,357,546.55	Land Area 41.83 Sq. Miles		Cash Liabilities	417,355.64
RESERVE FOR UNCOLLECTED TAXES	713,308.03	Net Valuation Taxable-Municipal	225,332,430	Reserves far Receivables	3,153,595.34
EXPENDITURES TOTAL	7,037,112.99	Net Valuation Taxable-County	264,769,549	Surplus Dec. 31, 1992	380,781.95
		State Equalized Valuation	256,465,602	Total	3,951,732.93
		State Equalization Ratio	87.73		

*Includes County Health Service Taxes, County Vacational Schaal Taxes, or County Open Space Tax. See Table 13.

0335

Population 1980 10,246
 Population 1990 9,835
 S & P Rating
 Moody Rating A1

General Tax Rate Per \$100. 1.97
 State Equalized Tax Rate 2.20

BURLINGTON CITY - BURLINGTON COUNTY

Form of Government:

Special Charter (P.L. 1851 c. 149)

Number of Members on Governing Body - 12

PER CAPITA:

Gross Debt 1,694,733
 Net Debt 563,555
 Debt Service 46,833
 Total Tax Levy 876,200
 Municipal Expenditures 883,055

PER CENT:

Gross Debt 4.22
 Net Debt 1.40
 Tax Levy Collected 92.07
 Tax Levy Cancelled, Abated or Adjusted .27

EXPENDITURES		REVENUES-REALIZED		1992 PROPERTY TAX	
GENERAL GOVERNMENT		1992 Property Taxes Collected 7,935,932.33		STATE EQUALIZED TAX RATE	
Governing Body & Public Boards	3,000.00	1992 Payments in Lieu of Taxes		Local District School Taxes	1.34
Municipal Clerk	201,017.00	Delinquent Tax & Lien Collections	546,466.82	Regional & Consolidated School Tax	
Financial Administration	279,993.00	Business Personalty Replacement Taxes	131,446.68	School Taxes in Municipal Budget	.02
Assessment of Taxes	44,721.00	Taxes from Public Utilities	5,305,151.00	Caunty Taxes	.53
Collection of Taxes	152,353.00	Other Miscellaneous Tax Revenues		Caunty Library Taxes	.04
Planning, Housing & Development	48,207.00	State Aid Revenues	726,412.00	Local Municipal Purpose Taxes	.24
Human Resources	11,467.00	Federal Aid Revenues		Veteran & Senior Citizen Taxes	
Elections		State and Local Fiscal Assistance Act Utilized		Total Taxes for Rate Computation	2.22
General Administration (other)	713,447.00	Sale of Acquired Property		Special District Taxes	
JUDICIARY		Other Miscellaneous Revenues	957,432.71	Bank Corp. Taxes	
Municipal Courts	169,306.00	Total	15,602,741.54	Added and Omitted Taxes	
PUBLIC SAFETY		Prior Years Surplus Appropriated	1,200,000.00	Total Taxes Levied - ABSTRACT	8,617,418.72
Fire Protection	239,420.00	REVENUES TOTAL	16,802,741.54	Total Taxes Billed	8,619,262.19
Police Protection	1,961,752.00	Reserve For Uncollected Taxes	654,833.16	1992 TAXES COLLECTED	7,935,832.33
Civil Defense & Disaster Control	1,953.00	CAPITAL OUTLAY TOTAL	5,044,372.43	1992 Taxes Cancelled, Abated or Adjusted	23,536.72
Environmental Inspection & Control	152,263.00	Public Enterprises	4,894,573.77	Transfer to Tax Title Liens or Foreclosed	89,707.81
Other Public Safety		Recreation-Culture		Balance Outstanding Dec. 31, 1992	570,185.33
PUBLIC WORKS		Public Works	149,798.66	PRIOR YEARS TAXES OUTSTANDING	
Streets and Drainage	555,132.00	Buildings and Grounds		Balance January 1, 1992	528,351.53
Sewers and Sewage Processing		Librory and Education		Collected in 1992	460,859.00
Garbage and Trash Disposal	483,934.00	Conservation		Cancelled, Abated or Adjusted 1992	3,039.67
Public Buildings and Grounds	239,934.00	All Other		Transfers to Tax Title Liens or Foreclosed	6,758.99
Other Public Works	291,527.00	CAPITAL DEBT AUTHORIZED, DECEMBER 31, 1992		Balance December 31, 1992	57,693.87
HEALTH and WELFARE		ISSUED AND UNISSUED		TAX TITLE LIENS OUTSTANDING	
Health Services Except Environmental	21,875.00	SCHOOL	1,150,000	Balance January 1, 1992	109,636.66
Welfare-Public Assistance	47,828.00	Self-Liquidating	11,605,694	Transfer From Taxes	112,028.33
Hospital, Clinics, First Aid		Other	3,912,505	Redeemed in 1992	85,607.82
Animal, Insect, & Rodent Control	934.00	Total	16,668,199	Cancelled, Abated or Adjusted (1992)	
Other Welfare Services	1,100.00	ISSUED AND OUTSTANDING		Transfers to Foreclosed Property	
RECREATION and CONSERVATION		SCHOOL	1,150,000.00	Balance December 31, 1992	136,057.17
Beaches and Boardwalks		Self-Liquidating	7,005,504.00	PROPERTY ACQUIRED BY DEED OR	
Parks, Ploygrounds, Shade Trees	146,112.00	Other	3,352,105.44	FORECLOSURE	
Land Reclamation & Conservation		Total	11,507,609.44	Balance January 1, 1992	489,250.00
Other Recreational Services	102,678.00	EQUALIZED VALUATION BASIS		Transfers From Taxes or Liens	
EDUCATION (excluding schools)		FOR NET DEBT COMPUTATION	395,092,406	Sale for Cash (1992)	
Libraries	33,950.00	REAL PROPERTY VALUATIONS		Cancelled, Abated or Adjusted (1992)	
Other Educational Services		Code Class # of Parcels % VAL'N		Balance December 31, 1992	489,250.00
STATUTORY EXPENDITURES				CURRENT FINANCES DECEMBER 31, 1992	
Pensions & F. I. C. A.	289,610.00			ASSETS	
Employee Fringe Benefits	1,170,624.00			Cash Dec. 31, 1992	2,859,930.04
Other Statutory Expenditures	11,500.00			Taxes Receivable	627,879.20
CETA And Other Public Employment Programs				Tax Title Liens	136,057.17
MUNICIPAL FUNCTIONS TOTAL	7,374,637.00			Foreclosed Property	489,250.00
CAPITAL IMPROVEMENTS *MEMO*				Emergencies & Other Deferred Charges	18,897.16
DEBT SERVICE				State and Federal Aid Receivable	216,259.24
Principal Payments	155,230.17			Other Receivables	129,674.82
Interest Payments	305,370.00			Total	4,477,947.63
TYPE I SCHL. DEBT *MEMO	131,000.00			LIABILITIES, RESERVES, AND SURPLUS	
DEFERRED CHARGES	194,634.40			Cash Liabilities	1,430,049.42
SCHOOL, COUNTY, SPECIAL DISTRICT TAXES	7,683,212.20			Reserves for Receivables	1,382,861.19
RESERVE FOR UNCOLLECTED TAXES	654,833.16			Surplus Dec. 31, 1992	1,665,037.02
EXPENDITURES TOTAL	16,367,966.93			Total	4,477,947.63

0336

Population 1980 11,527
 Population 1990 12,454
 S & P Rating AAA
 Moody Rating A

General Tax Rate Per \$100. 2.08
 State Equalized Tax Rate 1.81

BURLINGTON TWP. - BURLINGTON CO.
 Form of Government:
Mayor-Council Plan E (OMCL 50)
 Number of Members on Governing Body - 7

PER CAPITA:
 Grass Debt 2,250.13
 Net Debt 593.94
 Debt Service 93.51
 Total Tax Levy 1,271.64
 Municipal Expenditures 905.25

PER CENT:
 Grass Debt 3.84
 Net Debt 1.01
 Tax Levy Collected 90.78
 Tax Levy Cancelled, Abated or Adjusted 1.01

EXPENDITURES		REVENUES-REALIZED			1992 PROPERTY TAX	
GENERAL GOVERNMENT		CAPITAL OUTLAY			STATE EQUALIZED TAX RATE	
Governing Body & Public Boards	117,199.00	Public Enterprises	1,725,259.38	Local District School Taxes	.98	8,077,774.00
Municipal Clerk	139,700.00	Recreation-Culture	185,520.91	Regional & Consolidated School Tax		
Financial Administration	127,733.00	Public Works	1,016.00	School Taxes in Municipal Budget		
Assessment of Taxes	125,416.00	Buildings and Grounds	1,133,289.94	County Taxes	.50	4,136,921.49
Collection of Taxes	143,027.00	Library and Education		County Library Taxes	.03	259,428.14
Planning, Housing & Development	84,141.00	Conservation		Local Municipal Purpose Taxes	.30	2,454,000.00
Human Resources	100,555.16	All Other		Veteran & Senior Citizen Taxes		83,950.00
Elections				Total Taxes for Rate Computation	1.81	15,012,073.63
General Administration (other)	771,456.00			Special District Taxes		538,000.00
JUDICIARY				Bank Corp. Taxes		
Municipal Courts	133,913.00			Added and Omitted Taxes		370,837.11
PUBLIC SAFETY				Total Taxes Levied - ABSTRACT		15,836,960.74
Fire Protection	43,400.00			Total Taxes Billed		15,845,020.42
Police Protection	2,259,957.39			1992 TAXES COLLECTED		14,384,216.32
Civil Defense & Disaster Control	1,200.00			1992 Taxes Cancelled, Abated or Adjusted		160,485.00
Environmental Inspection & Control	323,779.00			Transfer to Tax Title Liens or Foreclosed		27,214.88
Other Public Safety	4,000.00			Balance Outstanding Dec. 31, 1992		1,286,711.65
PUBLIC WORKS				PRIOR YEARS TAXES OUTSTANDING		
Streets and Drainage	1,151,524.00			Balance January 1, 1992		1,311,680.23
Sewers and Sewage Processing	15,400.00			Collected in 1992		1,276,316.50
Garbage and Trash Disposal	626,234.00			Cancelled, Abated or Adjusted 1992		
Public Buildings and Grounds	310,597.00			Transfers to Tax Title Liens or Foreclosed		
Other Public Works	125,448.00			Balance December 31, 1992		35,363.63
HEALTH and WELFARE				TAX TITLE LIENS OUTSTANDING		
Health Services Except Environmental				Balance January 1, 1992		63,328.66
Welfare-Public Assistance				Transfer From Taxes		13,607.44
Hospital, Clinics, First Aid				Redeemed in 1992		18,724.05
Animal, Insect, & Rodent Control				Cancelled, Abated or Adjusted (1992)		279.87
Other Welfare Services	35,342.00			Transfers to Foreclosed Property		
RECREATION and CONSERVATION				Balance December 31, 1992		57,932.18
Beaches and Boardwalks				PROPERTY ACQUIRED BY DEED OR FORECLOSURE		
Parks, Playgrounds, Shade Trees	43,416.00			Balance January 1, 1992		411,800.50
Land Reclamation & Conservation	300.00			Transfers From Taxes or Liens		
Other Recreational Services	243,193.00			Sale for Cash (1992)		
EDUCATION (excluding schools)				Cancelled, Abated or Adjusted (1992)		
Libraries	2,500.00			Balance December 31, 1992		411,800.50
Other Educational Services				CURRENT FINANCES DECEMBER 31, 1992		
STATUTORY EXPENDITURES				ASSETS		
Pensions & F. L. C. A.	684,209.00			Cash Dec. 31, 1992		5,427,728.17
Employee Fringe Benefits	743,693.00			Taxes Receivable		1,322,075.29
Other Statutory Expenditures	5,000.00			Tax Title Liens		57,932.18
CETA And Other Public Employment Programs				Foreclosed Property		411,800.50
MUNICIPAL FUNCTIONS TOTAL	8,364,332.55			Emergencies & Other Deferred Charges		
CAPITAL IMPROVEMENTS *MEMO*	70,000.00			State and Federal Aid Receivable		
DEBT SERVICE				Other Receivables		83,016.48
Principal Payments	720,000.00			Total		7,302,552.62
Interest Payments	444,622.75			LIABILITIES, RESERVES, AND SURPLUS		
DEFERRED CHARGES	21,376.50			Cash Liabilities		2,812,753.97
SCHOOL, COUNTY, SPECIAL DISTRICT TAXES	13,012,123.63			Reserves for Receivables		1,874,824.45
RESERVE FOR UNCOLLECTED TAXES	1,723,632.11			Surplus Dec. 31, 1992		2,614,974.20
EXPENDITURES TOTAL	24,286,037.54			Total		7,302,552.62

1403

Population 1980 7,616
 Population 1990 7,392
 S & P Rating
 Moody Rating A

General Tax Rate Per \$100. 3.79
 State Equalized Tax Rate 2.49

BUTLER BOROUGH - MORRIS COUNTY

Form of Government:

Borough Council

Number of Members on Governing Body - 6

PER CAPITA:

Gross Debt 1,003.50
 Net Debt 706.13
 Debt Service 50.83
 Total Tax Levy 1,473.52
 Municipal Expenditures 790.31

PER CENT:

Gross Debt 1.68
 Net Debt 1.19
 Tax Levy Collected 96.92
 Tax Levy Cancelled, Abated or Adjusted .42

EXPENDITURES		REVENUES-REALIZED		1992 PROPERTY TAX	
GENERAL GOVERNMENT		REVENUES-REALIZED		STATE EQUALIZED TAX RATE	
Governing Body & Public Boards		1992 Property Taxes Collected	10,559,924.13	Local District School Taxes	1.36 6,805,844.50
Municipal Clerk		1992 Payments in Lieu of Taxes		Regional & Consolidated School Tax	
Financial Administration		Delinquent Tax & Lien Collections	437,913.54	School Taxes in Municipal Budget	
Assessment of Taxes	33,874.00	Business Personalty Replacement Taxes	173,768.44	County Taxes	.30 1,305,172.50
Collection of Taxes	15,929.00	Taxes from Public Utilities	861,055.67	County Library Taxes	
Planning, Housing & Development	53,087.00	Other Miscellaneous Tax Revenues		Local Municipal Purpose Taxes	.63 2,765,552.00
Human Resources	38,524.00	State Aid Revenues	370,342.99	Veteran & Senior Citizen Taxes	63,800.00
Elections		Federal Aid Revenues		Total Taxes for Rate Computation	2.49 10,940,369.00
General Administration (other)	304,033.00	State and Local Fiscal Assistance Act Utilized		Special District Taxes	
JUDICIARY		Sale of Acquired Property		Bank Corp. Taxes	
Municipal Courts	46,395.00	Other Miscellaneous Revenues	1,405,944.48	Added and Omitted Taxes	15,698.45
PUBLIC SAFETY		Total	13,859,449.25	Total Taxes Levied - ABSTRACT	10,892,267.45
Fire Protection	82,790.00	Prior Years Surplus Appropriated	165,000.00	Total Taxes Billed	10,895,616.30
Police Protection	893,243.80	REVENUES TOTAL	16,024,449.25	1992 TAXES COLLECTED	10,559,924.13
Civil Defense & Disaster Control	5,535.00	Reserve For Uncollected Taxes	535,956.00	1992 Taxes Cancelled, Abated or Adjusted	46,096.94
Environmental Inspection & Control	49,704.00	CAPITAL OUTLAY TOTAL	1,031,520.19	Transfer to Tax Title Liens or Foreclosed	20,957.48
Other Public Safety				Balance Outstanding Dec. 31, 1992	268,637.75
PUBLIC WORKS		Public Enterprises	412,279.59	PRIOR YEARS TAXES OUTSTANDING	
Streets and Drainage	351,148.00	Recreation-Culture	3,939.16	Balance January 1, 1992	438,331.85
Sewers and Sewage Processing	1,355,315.00	Public Works	2,578.87	Collected in 1992	431,364.60
Garbage and Trash Disposal	767,600.00	Buildings and Grounds	612,722.57	Cancelled, Abated or Adjusted 1992	.20
Public Buildings and Grounds	24,928.00	Library and Education		Transfers to Tax Title Liens or Foreclosed	4,217.46
Other Public Works		Conservation		Balance December 31, 1992	2,749.59
HEALTH and WELFARE		All Other		TAX TITLE LIENS OUTSTANDING	
Health Services Except Environmental	30,721.00	CAPITAL DEBT AUTHORIZED, DECEMBER 31, 1992		Balance January 1, 1992	72,770.57
Welfare-Public Assistance	2,000.00	ISSUED AND UNISSUED		Transfer From Taxes	25,174.94
Hospital, Clinics, First Aid		School	68,000	Redeemed in 1992	56,548.94
Animal, Insect, & Rodent Control		Self-Liquidating	3,156,196	Cancelled, Abated or Adjusted (1992)	
Other Welfare Services		Other	4,193,645	Transfers to Foreclosed Property	
RECREATION and CONSERVATION		Total	7,417,841	Balance December 31, 1992	41,396.57
Beaches and Boardwalks		ISSUED AND OUTSTANDING		PROPERTY ACQUIRED BY DEED OR FORECLOSURE	
Parks, Playgrounds, Shade Trees		School	68,000.00	Balance January 1, 1992	17,000.00
Land Reclamation & Conservation	17,316.00	Self-Liquidating	3,094,000.00	Transfers From Taxes or Liens	
Other Recreational Services	75,672.00	Other	4,110,376.00	Sale for Cash (1992)	
EDUCATION (excluding schools)		Total	7,272,376.00	Cancelled, Abated or Adjusted (1992)	
Libraries	149,194.00	EQUALIZED VALUATION BASIS		Balance December 31, 1992	17,000.00
Other Educational Services	6,263.00	FOR NET DEBT COMPUTATION	441,766.646	CURRENT FINANCES DECEMBER 31, 1992	
STATUTORY EXPENDITURES		REAL PROPERTY VALUATIONS		ASSETS	
Pensions & F. I. C. A.	313,908.00	Code Class # of Parcels % VAL'N	ASSESSED VALUATION	Cash Dec. 31, 1992	1,455,103.87
Employee Fringe Benefits	256,099.00	1 Vacant Land 126 2.39	5,832,500.00	Taxes Receivable	271,387.34
Other Statutory Expenditures	2,000.00	2 Residential 2000 76.34	218,459,400.00	Tax Title Liens	41,396.57
CETA And Other Public Employment Programs		3 Farm		Foreclosed Property	17,000.00
MUNICIPAL FUNCTIONS TOTAL	4,930,328.80	4a Commercial 126 12.84	36,741,300.00	Emergencies & Other Deferred Charges	
CAPITAL IMPROVEMENTS *MEMO*	20,000.00	4b Industrial 19 5.64	16,152,400.00	State and Federal Aid Receivable	12,890.95
DEBT SERVICE		4c Apartments 8 2.79	7,939,100.00	Other Receivables	175,177.25
Principal Payments	218,000.00	Total 2279	286,176,700.00	Total	1,972,955.98
Interest Payments	157,713.56	Land Area 1.97 Sq. Miles		LIABILITIES, RESERVES, AND SURPLUS	
DEFERRED CHARGES		Net Valuation Taxable-Municipal	287,031,492	Cash Liabilities	823,500.65
SCHOOL COUNTY, SPECIAL DISTRICT TAXES	8,111,017.00	Net Valuation Taxable-County	443,628,221	Reserves for Receivables	504,961.16
RESERVE FOR UNCOLLECTED TAXES	535,956.00	State Equalized Valuation	436,302,155	Surplus Dec. 31, 1992	544,494.17
EXPENDITURES TOTAL	13,953,020.36	State Equalization Ratio	65.72	Total	1,972,955.98

1934

Population 1980 7,502
 Population 1990 8,048
 S & P Rating A-
 Moody Rating

General Tax Rate Per \$100. 3.78
 State Equalized Tax Rate 2.33

BYRAM TOWNSHIP - SUSSEX COUNTY

Form of Government:

Council-Manager Plan B (OMCL 50)

Number of Members on Governing Body - 5

PER CAPITA:

Gross Debt 416.12
 Net Debt 189.30
 Debt Service 5.86
 Total Tax Levy 1,416.86
 Municipal Expenditures 560.13

PER CENT:

Gross Debt .68
 Net Debt .31
 Tax Levy Collected 94.96
 Tax Levy Cancelled, Abated
 or Adjusted .14

EXPENDITURES		REVENUES-REALIZED			1992 PROPERTY TAX	
GENERAL GOVERNMENT		REVENUES-REALIZED			STATE EQUALIZED TAX RATE	
Governing Body & Public Boards		1992 Property Taxes Collected		Local District School Taxes	.79	3,875,088.00
Municipal Clerk		1992 Payments in Lieu of Taxes		Regional & Consolidated School Tax	.49	2,375,377.00
Financial Administration	101,635.59	Delinquent Tax & Lien Collections	519,406.74	School Taxes in Municipal Budget		
Assessment of Taxes	40,497.00	Business Personalty Replacement Taxes	31,666.60	County Taxes	.43 *	2,091,883.30
Collection of Taxes	63,185.41	Taxes from Public Utilities	338,312.94	County Library Taxes	.03	158,649.11
Planning, Housing & Development	43,072.00	Other Miscellaneous Tax Revenues		Local Municipal Purpose Taxes	.58	2,842,821.90
Human Resources	77,109.00	State Aid Revenues	462,291.01	Veteran & Senior Citizen Taxes		43,850.00
Elections	12,000.00	Federal Aid Revenues		Total Taxes for Rote Computation	2.32	11,387,669.31
General Administration (other)	524,436.73	State and Local Fiscal Assistance Act Utilized		Special District Taxes		
JUDICIARY		Sale of Acquired Property		Bank Corp. Taxes		
Municipal Courts	55,579.00	Other Miscellaneous Revenues	334,862.99	Added and Omitted Taxes		59,090.17
PUBLIC SAFETY		Total	12,539,338.85	Total Taxes Levied - ABSTRACT		11,402,909.49
Fire Protection	88,461.00	Prior Years Surplus Appropriated	200,000.00	Total Taxes Billed		11,428,997.76
Police Protection	748,119.06	REVENUES TOTAL	12,739,338.85	1992 TAXES COLLECTED		10,852,798.57
Civil Defense & Disaster Control	4,955.00	Reserve For Uncollected Taxes	635,105.00	1992 Taxes Cancelled, Abated or Adjusted		15,864.66
Environmental Inspection & Control	71,306.00	CAPITAL OUTLAY TOTAL	303,223.26	Transfer to Tax Title Liens or Foreclosed		64,738.34
Other Public Safety				Balance Outstanding Dec. 31, 1992		495,596.19
PUBLIC WORKS		Public Enterprises		PRIOR YEARS TAXES OUTSTANDING		
Streets and Drainage	578,429.00	Recreation-Culture		Balance January 1, 1992		513,204.85
Sewers and Sewage Processing		Public Works	303,223.26	Collected in 1992		475,229.71
Gorbage and Trash Disposol	632,300.00	Buildings and Grounds		Cancelled, Abated or Adjusted 1992		1,757.95
Public Buildings and Grounds	9,600.00	Library and Education		Transfers to Tax Title Liens or Foreclosed		20,009.35
Other Public Works	106,820.00	Conservation		Balance December 31, 1992		16,207.84
HEALTH and WELFARE		All Other		TAX TITLE LIENS OUTSTANDING		
Health Services Except Environmental	2,000.00	CAPITAL DEBT AUTHORIZED, DECEMBER 31, 1992		Balance January 1, 1992		221,383.80
Welfare-Public Assistance	2,499.00	ISSUED AND UNISSUED		Transfer From Taxes		87,150.55
Hospital, Clinics, First Aid		SCHOOL		Redeemed in 1992		44,177.03
Animal, Insect, & Rodent Control	21,500.00	Self-Liquidating		Cancelled, Abated or Adjusted (1992)		
Other Welfare Services		Other	1,523,464	Transfers to Foreclosed Property		
RECREATION and CONSERVATION		Total	3,348,932	Balance December 31, 1992		264,357.32
Beaches and Boardwalks		ISSUED AND OUTSTANDING		PROPERTY ACQUIRED BY DEED OR FORECLOSURE		
Parks, Playgrounds, Shade Trees	21,000.00	School	1,825,467.77	Balance January 1, 1992		149,300.00
Land Reclamation & Conservation	21,563.00	Self-Liquidating		Transfers From Taxes or Liens		
Other Recreational Services	11,542.00	Other	796,000.00	Sole for Cash (1992)		
EDUCATION (excluding schools)		Total	2,621,467.77	Cancelled, Abated or Adjusted (1992)		
Libraries		EQUALIZED VALUATION BASIS		Balance December 31, 1992		149,300.00
Other Educational Services		FOR NET DEBT COMPUTATION		CURRENT FINANCES DECEMBER 31, 1992		
STATUTORY EXPENDITURES		REAL PROPERTY VALUATIONS		ASSETS		
Pensions & F. L. C. A.	214,779.00	Code Class # of Parcels % VAL'N		Cash Dec. 31, 1992		1,693,662.60
Employee Fringe Benefits	310,335.27	1 Vacant Land 821 4.34	16,516,900.00	Taxes Receivable		511,804.03
Other Statutory Expenditures		2 Residential 2889 87.49	262,292,100.00	Tax Title Liens		264,357.32
CETA And Other Public Employment Programs		3 Farm 127 1.02	3,039,900.00	Foreclosed Property		149,300.00
MUNICIPAL FUNCTIONS TOTAL	3,762,773.06	4a Commercial 100 6.03	18,064,800.00	Emergencies & Other Deferred Charges		3,579.00
CAPITAL IMPROVEMENTS *MEMO*	10,000.00	4b Industrial 10 .53	1,576,200.00	State and Federal Aid Receivable		17,867.19
DEBT SERVICE		4c Apartments 2 -10	310,200.00	Other Receivables		1,909.25
Principal Payments	15,000.00	Total 3949	299,800,100.00	Total		2,642,479.39
Interest Payments	32,198.50	Land Area 20.60 Sq. Miles		LIABILITIES, RESERVES, AND SURPLUS		
DEFERRED CHARGES	63,216.00	Net Valuation Taxable-Municipal	300,791,206	Cash Liabilities		867,825.48
SCHOOL, COUNTY, SPECIAL DISTRICT TAXES	8,500,997.41	Net Valuation Taxable-County	485,281,299	Reserves for Receivables		927,370.60
RESERVE FOR UNCOLLECTED TAXES	635,105.00	State Equalized Valuation	487,837,647	Surplus Dec. 31, 1992		847,293.31
EXPENDITURES TOTAL	13,009,289.97	State Equalization Ratio	61.58	Total		2,642,479.39

0703

Population 1980 7,624
 Population 1990 7,549
 S & P Rating AAA
 Moody Rating A

General Tax Rate Per \$100. 10.43
 State Equalized Tax Rate 2.42

CALDWELL BORO. TWP. - ESSEX COUNTY
 Form of Government:
Borough Council
 Number of Members on Governing Body - 6

PER CAPITA:
 Gross Debt 4,663.82
 Net Debt 391.00
 Debt Service 50.02
 Total Tax Levy 1,483.20
 Municipal Expenditures 759.30

PER CENT:
 Gross Debt 7.42
 Net Debt .62
 Tax Levy Collected 97.66
 Tax Levy Cancelled, Abated or Adjusted

EXPENDITURES		REVENUES-REALIZED		1992 PROPERTY TAX	
GENERAL GOVERNMENT		REVENUES-REALIZED		STATE EQUALIZED TAX RATE 1.13	
Governing Body & Public Boards		1992 Property Taxes Collected	10,945,573.38	Local District School Taxes	5,222,603.92
Municipal Clerk		1992 Payments in Lieu of Taxes	92,634.23	Regional & Consolidated School Tax	
Financial Administration	96,315.77	Delinquent Tax & Lien Collections	204,308.17	School Taxes in Municipal Budget	
Assessment of Taxes	33,660.17	Business Personality Replacement Taxes	123,074.00	County Taxes	-66
Collection of Taxes	37,869.33	Taxes from Public Utilities	486,461.13	County Library Taxes	
Planning, Housing & Development	8,259.66	Other Miscellaneous Tax Revenues		Local Municipal Purpose Taxes	-62
Human Resources	96,275.00	State Aid Revenues	1,037,138.49	Veteran & Senior Citizen Taxes	39,550.00
Elections	2,966.18	Federal Aid Revenues		Total Taxes for Rate Computation	2.41
General Administration (other)	483,065.44	State and Local Fiscal Assistance Act Utilized		Special District Taxes	
JUDICIARY		Sole of Acquired Property		Bank Corp. Taxes	
Municipal Courts	96,430.86	Other Miscellaneous Revenues	760,262.96	Added and Omitted Taxes	24,556.42
PUBLIC SAFETY		Total	13,649,452.36	Total Taxes Levied - ABSTRACT	11,196,641.03
Fire Protection	67,079.00	Prior Years Surplus Appropriated	276,744.89	Total Taxes Billed	11,207,268.66
Police Protection	1,272,377.77	REVENUES TOTAL	13,926,197.25	1992 TAXES COLLECTED	10,945,573.38
Civil Defense & Disaster Control		Reserve For Uncollected Taxes	256,000.00	1992 Taxes Cancelled, Abated or Adjusted	
Environmental Inspection & Control	83,053.32	CAPITAL OUTLAY TOTAL	1,134,099.21	Transfer to Tax Title Liens or Foreclosed	14,036.65
Other Public Safety				Balance Outstanding Dec. 31, 1992	247,658.63
PUBLIC WORKS				PRIOR YEARS TAXES OUTSTANDING	
Streets and Drainage	356,139.95	Public Enterprises	944,289.15	Balance January 1, 1992	167,466.52
Sewers and Sewage Processing	936,505.14	Recreation-Culture	435.14	Collected in 1992	159,061.76
Garbage and Trash Disposal	325,427.00	Public Works	173,750.90	Cancelled, Abated or Adjusted 1992	
Public Buildings and Grounds	98,532.29	Buildings and Grounds	7,181.40	Transfers to Tax Title Liens or Foreclosed	
Other Public Works		Library and Education	8,442.62	Balance December 31, 1992	8,404.76
HEALTH and WELFARE		Conservation		TAX TITLE LIENS OUTSTANDING	
Health Services Except Environmental	73,654.56	All Other		Balance January 1, 1992	43,772.95
Welfare-Public Assistance	4,265.00			Transfer From Taxes	14,036.65
Hospital, Clinics, First Aid		CAPITAL DEBT AUTHORIZED, DECEMBER 31, 1992		Redeemed in 1992	45,246.41
Animal, Insect, & Rodent Control	5,946.00	ISSUED AND UNISSUED		Cancelled, Abated or Adjusted (1992)	
Other Welfare Services		GROSS DEBT	821,600	Transfers to Foreclosed Property	
RECREATION and CONSERVATION		NET DEBT	63,285	Balance December 31, 1992	12,563.19
Beaches and Boardwalks				PROPERTY ACQUIRED BY DEED OR FORECLOSURE	
Parks, Playgrounds, Shade Trees	16,550.00	ISSUED AND OUTSTANDING		Balance January 1, 1992	
Land Reclamation & Conservation	5,045.00	School	821,600.27	Transfers From Taxes or Liens	
Other Recreational Services	234,722.00	Self-Liquidating	21,185,487.28	Sale for Cash (1992)	
EDUCATION (excluding schools)		Other	2,478,358.00	Cancelled, Abated or Adjusted (1992)	
Libraries	175,868.00	Total	24,485,445.55	Balance December 31, 1992	
Other Educational Services	4,000.00			CURRENT FINANCES DECEMBER 31, 1992	
STATUTORY EXPENDITURES		EQUALIZED VALUATION BASIS FOR NET DEBT COMPUTATION	474,580,485	ASSETS	
Pensions & F. L. C. A.	233,767.04	REAL PROPERTY VALUATIONS		Cash Dec. 31, 1992	472,773.12
Employee Fringe Benefits	348,074.05	Code Class # of Parcels % VAL'N		Taxes Receivable	256,063.39
Other Statutory Expenditures		1 Vacant Land 50 .53		Tax Title Liens	12,563.19
CETA And Other Public Employment Programs		2 Residential 1773 73.83		Foreclosed Property	
MUNICIPAL FUNCTIONS TOTAL	5,095,948.53	3 Farm		Emergencies & Other Deferred Charges	
CAPITAL IMPROVEMENTS *ME40*	28,438.00	4a Commercial 185 16.38		State and Federal Aid Receivable	
DEBT SERVICE		4b Industrial		Other Receivables	19,379.19
Principal Payments	175,000.00	4c Apartments 22 9.25		Total	760,778.39
Interest Payments	202,597.89	Total 2030		LIABILITIES, RESERVES, AND SURPLUS	
DEFERRED CHARGES	2,377.33	Land Area 1.20 Sq. Miles		Cash Liabilities	453,420.11
SCHOOL, COUNTY, SPECIAL DISTRICT TAXES	8,286,837.19	Net Valuation Taxable-Municipal	107,216,800	Reserves for Receivables	288,005.77
RESERVE FOR UNCOLLECTED TAXES	256,000.00	Net Valuation Taxable-County	483,613,617	Surplus Dec. 31, 1992	19,353.01
EXPENDITURES TOTAL	14,013,760.94	State Equalized Valuation	456,327,744	Total	760,778.39
		State Equalization Ratio	23.17		

1004
 Population 1980 1,023
 Population 1990 1,073
 S & P Rating
 Moody Rating

General Tax Rate Per \$100. 2.17
 State Equalized Tax Rate 2.06

CALIFON BOROUGH - HUNTERDON CO.
 Form of Government:
Borough Council
 Number of Members on Governing Body - 6

PER CAPITA:
 Gross Debt 33.94
 Net Debt
 Debt Service 21.16
 Total Tax Levy 1,470.94
 Municipal Expenditures 508.34

PER CENT:
 Gross Debt .05
 Net Debt
 Tax Levy Collected 96.43
 Tax Levy Cancelled, Abated or Adjusted .08

EXPENDITURES		REVENUES-REALIZED		1992 PROPERTY TAX	
GENERAL GOVERNMENT				STATE EQUALIZED TAX RATE	
Governing Body & Public Boards		1992 Property Taxes Collected	1,524,969.01	Local District School Taxes	1.04
Municipal Clerk		1992 Payments in Lieu of Taxes		Regional & Consolidated School Tax	.41
Financial Administration	20,450.00	Delinquent Tax & Lien Collections	63,402.26	School Taxes in Municipal Budget	
Assessment of Taxes	10,434.00	Business Personalty Replacement Taxes	13,530.16	County Taxes	.31
Collection of Taxes	13,050.00	Taxes from Public Utilities	71,284.00	County Library Taxes	.03
Planning, Housing & Development	30,411.00	Other Miscellaneous Tax Revenues		Local Municipal Purpose Taxes	.28
Human Resources	4,219.00	State Aid Revenues	62,519.00	Veteran & Senior Citizen Taxes	
Elections		Federal Aid Revenues		Total Taxes for Rate Computation	2.07
General Administration (other)	90,655.00	State and Local Fiscal Assistance Act Utilized		Special District Taxes	
JUDICIARY		Sale of Acquired Property		Bank Corp. Taxes	
Municipal Courts	14,000.00	Other Miscellaneous Revenues	45,875.33	Added and Omitted Taxes	
PUBLIC SAFETY		Total	1,781,579.76	Total Taxes Levied - ABSTRACT	1,578,320.80
Fire Protection	22,950.00	Prior Years Surplus Appropriated	130,018.84	Total Taxes Billed	1,581,388.90
Police Protection	85,327.00	REVENUES TOTAL	1,911,598.60	1992 TAXES COLLECTED	1,524,969.01
Civil Defense & Disaster Control	400.00	Reserve For Uncollected Taxes	93,960.00	1992 Taxes Cancelled, Abated or Adjusted	1,313.20
Environmental Inspection & Control		CAPITAL OUTLAY TOTAL	5,000.00	Transfer to Tax Title Liens or Foreclosed	
Other Public Safety				Balance Outstanding Dec. 31, 1992	55,106.69
PUBLIC WORKS		Public Enterprises		PRIOR YEARS TAXES OUTSTANDING	
Streets and Drainage	61,420.00	Recreation-Culture	5,000.00	Balance January 1, 1992	65,219.09
Sewers and Sewage Processing	225.00	Public Works		Collected in 1992	63,402.26
Garbage and Trash Disposal	5,960.00	Buildings and Grounds		Cancelled, Abated or Adjusted 1992	1,816.83
Public Buildings and Grounds	22,000.00	Library and Education		Transfers to Tax Title Liens or Foreclosed	
Other Public Works		Conservation		Balance December 31, 1992	
HEALTH and WELFARE		All Other		TAX TITLE LIENS OUTSTANDING	
Health Services Except Environmental	3,315.00	CAPITAL DEBT AUTHORIZED, DECEMBER 31, 1992		Balance January 1, 1992	
Welfare-Public Assistance	1,205.00	ISSUED AND UNISSUED		Transfer From Taxes	
Hospital, Clinics, First Aid		School	36,413	Redeemed in 1992	
Animal, Insect, & Rodent Control	960.00	Self-Liquidating		Cancelled, Abated or Adjusted (1992)	
Other Welfare Services		Other		Transfers to Foreclosed Property	
RECREATION and CONSERVATION		Total	36,413	Balance December 31, 1992	
Beaches and Boardwalks	100.00	ISSUED AND OUTSTANDING		PROPERTY ACQUIRED BY DEED OR	
Parks, Playgrounds, Shade Trees		School		FORECLOSURE	
Land Reclamation & Conservation	1,050.00	Self-Liquidating		Balance January 1, 1992	
Other Recreational Services	4,526.00	Other		Transfers From Taxes - Liens	
EDUCATION (excluding schools)		Total		Sale for Cash (1992)	
Libraries	100.00	EQUALIZED VALUATION BASIS		Cancelled, Abated or Adjusted (1992)	
Other Educational Services	3,000.00	FOR NET DEBT COMPUTATION	76,835,394	Balance December 31, 1992	
STATUTORY EXPENDITURES		REAL PROPERTY VALUATIONS		CURRENT FINANCES DECEMBER 31, 1992	
Pensions & F. L. C. A.	13,076.00	Code Class # of Parcels % VAL'N		ASSETS	
Employee Fringe Benefits	11,325.00	1 Vacant Land 89 3.30	2,370,400.00	Cash Dec. 31, 1992	390,744.81
Other Statutory Expenditures	1,620.00	2 Residential 377 82.56	59,342,200.00	Taxes Receivable	55,106.69
CETA And Other Public Employment Programs	421,778.00	3 Farm 18 .50	362,405.00	Tax Title Liens	
MUNICIPAL FUNCTIONS TOTAL	421,778.00	4a Commercial 33 12.95	9,308,700.00	Foreclosed Property	
CAPITAL IMPROVEMENTS *ME 10*	22,000.00	4b Industrial 3 .33	239,700.00	Emergencies & Other Deferred Charges	21,000.00
DEBT SERVICE		4c Apartments 2 .36	256,000.00	State and Federal Aid Receivable	2,174.00
Principal Payments	21,500.00	Total	71,879,405.00	Other Receivables	6,848.30
Interest Payments	1,206.46	Land Area .90 Sq. Miles		Total	475,873.80
DEFERRED CHARGES	7,000.00	Net Valuation Taxable-Municipal	72,699,241	LIABILITIES, RESERVES, AND SURPLUS	
SCHOOL COUNTY, SPECIAL DISTRICT TAXES	1,363,455.44	Net Valuation Taxable-County	75,318,017	Cash Liabilities	203,881.11
RESERVE FOR UNCOLLECTED TAXES	93,960.00	State Equalized Valuation	76,578,052	Reserves for Receivables	61,954.99
EXPENDITURES TOTAL	1,908,899.90	State Equalization Ratio	96.88	Surplus Dec. 31, 1992	210,037.70
				Total	475,873.80

0438
 Population 1980 84,910
 Population 1990 87,492
 S & P Rating 3BB-
 Moody Rating BAA

General Tax Rate Per \$100. 4.06
 State Equalized Tax Rate 3.51

CAMDEN CITY - CAMDEN COUNTY
 Form of Government:
Mayor-Council Plan B (OMCL 50)
 Number of Members on Governing Body - 7

PER CAPITA:
 Gross Debt 826.01
 Net Debt 518.51
 Debt Service 34.38
 Total Tax Levy 457.61
 Municipal Expenditures 965.45

PER CENT:
 Gross Debt 8.01
 Net Debt 5.03
 Tax Levy Collected 75.81
 Tax Levy Cancelled, Abated or Adjusted 7.71

EXPENDITURES		REVENUES-REALIZED		1992 PROPERTY TAX	
GENERAL GOVERNMENT		REVENUES		STATE EQUALIZED TAX RATE	
Governing Body & Public Boards	665,064.00	1992 Property Taxes Collected	33,281,169.51	Local District School Taxes	1.24
Municipal Clerk	164,901.00	1992 Payments in Lieu of Taxes	1,866,345.68	Regional & Consolidated School Tax	
Financial Administration	1,225,180.00	Delinquent Tax & Lien Collections	4,599,535.68	School Taxes in Municipal Budget	
Assessment of Taxes	390,558.00	Business Personalty Replacement Taxes	2,725,630.58	County Taxes	.70
Collection of Taxes	442,929.50	Taxes from Public Utilities	5,329,931.00	County Library Taxes	
Planning, Housing & Development	1,077,381.00	Other Miscellaneous Tax Revenues		Local Municipal Purpose Taxes	1.57
Human Resources	6,532,088.00	State Aid Revenues	36,209,611.92	Veteran & Senior Citizen Taxes	
Elections	70,050.00	Federal Aid Revenues		Total Taxes for Rate Computation	3.51
General Administration (other)	8,290,631.11	State and Local Fiscal Assistance Act Utilized		Special District Taxes	
JUDICIARY		Sale of Acquired Property		Bank Corp. Taxes	
Municipal Courts	811,396.00	Other Miscellaneous Revenues	16,357,041.70	Added and Omitted Taxes	
PUBLIC SAFETY		Total	100,369,266.07	Total Taxes Levied - ABSTRACT	
Fire Protection	13,316,847.00	Prior Years Surplus Appropriated		Total Taxes Billed	43,902,765.21
Police Protection	10,306,327.96	REVENUES TOTAL	100,369,266.07	1992 TAXES COLLECTED	33,281,169.51
Civil Defense & Disaster Control	51,999.00	Reserve For Uncollected Taxes	8,440,996.84	1992 Taxes Cancelled, Abated or Adjusted	3,385,426.77
Environmental Inspection & Control	2,237,420.00	CAPITAL OUTLAY TOTAL	39,997,573.81	Transfer to Tax Title Liens or Foreclosed	3,340,280.23
Other Public Safety	35,627.00	Public Enterprises	1,937,365.73	Balance Outstanding Dec. 31, 1992	3,895,888.70
PUBLIC WORKS		Recreation-Culture	4,863.35	PRIOR YEARS TAXES OUTSTANDING	
Streets and Drainage	2,362,063.90	Public Works	715.00	Balance January 1, 1992	5,601,495.07
Sewers and Sewage Processing	415,869.00	Buildings and Grounds	38,054,629.73	Collected in 1992	3,097,112.63
Garbage and Trash Disposal	7,340,129.16	Library and Education		Cancelled, Abated or Adjusted 1992	1,163,406.60
Public Buildings and Grounds	4,495,664.32	Conservation		Transfers to Tax Title Liens or Foreclosed	1,057,096.95
Other Public Works	205,625.00	All Other		Balance December 31, 1992	283,878.89
HEALTH and WELFARE		CAPITAL DEBT AUTHORIZED, DECEMBER 31, 1992		TAX TITLE LIENS OUTSTANDING	
Health Services Except Environmental	694,518.00	ISSUED AND UNISSUED		Balance January 1, 1992	10,783,143.57
Welfare-Public Assistance	806,571.00	School	16,769,000	Transfer From Taxes	4,523,867.56
Hospital, Clinics, First Aid		Self-Liquidating	8,906,000	Redeemed in 1992	1,502,423.05
Animal, Insect, & Rodent Control	60,000.00	Other	46,594,200	Cancelled, Abated or Adjusted (1992)	
Other Welfare Services		Total	72,269,200	Transfers to Foreclosed Property	
RECREATION and CONSERVATION		ISSUED AND OUTSTANDING		Balance December 31, 1992	13,804,588.08
Beaches and Boardwalks		School	15,769,000.00	PROPERTY ACQUIRED BY DEED OR FORECLOSURE	
Parks, Playgrounds, Shade Trees		Self-Liquidating	5,506,000.00	Balance January 1, 1992	22,912,420.99
Land Reclamation & Conservation	191,929.00	Other	43,663,000.00	Transfers From Taxes or Liens	54,806.33
Other Recreational Services	753,990.00	Total	65,938,000.00	Sale for Cash (1992)	610,841.43
EDUCATION (excluding schools)		EQUALIZED VALUATION BASIS		Cancelled, Abated or Adjusted (1992)	
Libraries	630,000.00	FOR NET DEBT COMPUTATION	902,570,252	Balance December 31, 1992	22,356,385.88
Other Educational Services		REAL PROPERTY VALUATIONS		CURRENT FINANCES DECEMBER 31, 1992	
STATUTORY EXPENDITURES		Code Class # of Parcels % VAL'N ASSESSED VALUATION		ASSETS	
Pensions & F. I. C. A.	2,986,252.69	1 Vacant Land 3424 1.74 15,085,450.00		Cash Dec. 31, 1992	1,725,755.71
Employee Fringe Benefits	5,141,000.00	2 Residential 21255 60.04 520,086,100.00		Taxes Receivable	4,179,767.59
Other Statutory Expenditures		3 Farm 1703 20.92 181,194,240.00		Tax Title Liens	13,804,588.08
CETA And Other Public Employment Programs		4a Commercial 127 11.51 100,609,740.00		Foreclosed Property	22,356,385.88
MUNICIPAL FUNCTIONS TOTAL	72,202,012.64	4c Apartments 136 5.69 49,311,500.00		Emergencies & Other Deferred Charges	2,687,468.60
CAPITAL IMPROVEMENTS *MEMO*	100,000.00	Total 26645 86.49 865,286,030.00		State and Federal Aid Receivable	1,065,161.70
DEBT SERVICE		Land Area 8.68 Sq. Miles		Other Receivables	3,138,324.13
Principal Payments	1,260,000.00	Net Valuation Taxable-Municipal	930,854,489	Total	48,957,451.69
Interest Payments	1,747,600.18	Net Valuation Taxable-County	1,032,436,066	LIABILITIES, RESERVES, AND SURPLUS	
DEFERRED CHARGES		State Equalized Valuation	1,066,197,890	Cash Liabilities	5,246,725.51
SCHOOL, COUNTY, SPECIAL DISTRICT TAXES	20,854,565.45	State Equalization Ratio	86.49	Reserves for Receivables	43,479,065.68
RESERVE FOR UNCOLLECTED TAXES	8,440,996.84			Surplus Dec. 31, 1992	231,660.50
EXPENDITURES TOTAL	105,323,731.18			Total	48,957,451.69

0502
 Population 1980 4,853
 Population 1990 4,668
 S & P Rating AAA
 Moody Rating AAA

General Tax Rate Per \$100. 1.81
 State Equalized Tax Rate 1.40

CAPE MAY CITY - CAPE MAY COUNTY
 Form of Government:
 Council-Manager (1923)
 Number of Members on Governing Body - 3

PER CAPITA:
 Gross Debt 3,964.18
 Net Debt 2,829.87
 Debt Service 239.06
 Total Tax Levy 2,324.21
 Municipal Expenditures 1,538.55

PER CENT:
 Gross Debt 2.41
 Net Debt 1.72
 Tax Levy Collected 94.37
 Tax Levy Cancelled, Abated or Adjusted .29

EXPENDITURES	REVENUES-REALIZED	1992 PROPERTY TAX
GENERAL GOVERNMENT		STATE EQUALIZED TAX RATE
Governing Body & Public Boards		Local District School Taxes .21 1,594,219.00
Municipal Clerk 117,591.59	1992 Property Taxes Collected 10,283,921.28	Regional & Consolidated School Tax .36 2,811,774.17
Financial Administration 79,821.10	1992 Payments in Lieu of Taxes 100,280.79	School Taxes in Municipal Budget
Assessment of Taxes 39,523.62	Delinquent Tax & Lien Collections 626,392.73	County Taxes .40 * 3,136,113.33
Collection of Taxes 57,670.24	Business Personalty Replacement Taxes 108,826.36	County Library Taxes .03 196,459.11
Planning, Housing & Development 44,134.81	Taxes from Public Utilities 305,400.00	Local Municipal Purpose Taxes .40 3,098,861.22
Human Resources 45,497.33	Other Miscellaneous Tax Revenues	Veteran & Senior Citizen Taxes 43,950.00
Elections	State Aid Revenues 157,408.12	Total Taxes for Rate Computation 1.40 10,881,376.83
General Administration (other) 390,003.50	Federal Aid Revenues	Special District Taxes
JUDICIARY	State and Local Fiscal Assistance Act Utilized	Bank Corp. Taxes
Municipal Courts 110,453.90	Sale of Acquired Property	Added and Omitted Taxes 12,004.89
PUBLIC SAFETY	Other Miscellaneous Revenues 2,499,639.02	Total Taxes Levied - ABSTRACT 10,849,431.72
Fire Protection 531,213.57	Total 14,081,868.30	Total Taxes Billed 10,897,536.58
Police Protection 1,138,167.92	Prior Years Surplus Appropriated 725,000.00	1992 TAXES COLLECTED 10,283,921.28
Civil Defense & Disaster Control 6,970.38	REVENUES TOTAL 14,806,868.30	1992 Taxes Cancelled, Abated or Adjusted 31,287.93
Environmental Inspection & Control 125,485.87	Reserve For Uncollected Taxes 919,908.90	Transfer to Tax Title Liens or Foreclosed 47,539.65
Other Public Safety	CAPITAL OUTLAY TOTAL 4,276,359.17	Balance Outstanding Dec. 31, 1992 534,787.72
PUBLIC WORKS		PRIOR YEARS TAXES OUTSTANDING
Streets and Drainage 490,813.03	Public Enterprises 839,473.14	Balance January 1, 1992 703,336.08
Sewers and Sewage Processing 197,200.28	Recreation-Culture 46,748.82	Collected in 1992 539,605.60
Garbage and Trash Disposal 35,000.00	Public Works	Cancelled, Abated or Adjusted 1992
Public Buildings and Grounds 516,090.33	Buildings and Grounds 3,390,137.21	Transfers to Tax Title Liens or Foreclosed 10,072.20
Other Public Works	Library and Education	Balance December 31, 1992 153,658.28
HEALTH and WELFARE	Conservation	TAX TITLE LIENS OUTSTANDING
Health Services Except Environmental 43,602.21	All Other	Balance January 1, 1992 180,941.54
Welfare-Public Assistance 12,536.16	CAPITAL DEBT AUTHORIZED, DECEMBER 31, 1992	Transfer From Taxes 59,273.72
Hospital, Clinics, First Aid	ISSUED AND UNISSUED GROSS DEBT NET DEBT	Redeemed in 1992 86,787.13
Animal, Insect, & Rodent Control 6,999.00	School 502,960	Cancelled, Abated or Adjusted (1992)
Other Welfare Services	Self-Liquidating 5,274,485 482,523	Transfers to Foreclosed Property 2,391.59
RECREATION and CONSERVATION	Other 12,727,327 12,727,327	Balance December 31, 1992 151,036.54
Beaches and Boardwalks 397,185.65	Total 18,504,773 13,209,851	PROPERTY ACQUIRED BY DEED OR FORECLOSURE
Parks, Playgrounds, Shade Trees 12,900.00	ISSUED AND OUTSTANDING	Balance January 1, 1992 97,181.41
Land Reclamation & Conservation 15,040.00	School 502,960.44	Transfers From Taxes or Liens 2,391.59
Other Recreational Services 9,000.00	Self-Liquidating 4,800,485.45	Sale for Cash (1992)
EDUCATION (excluding schools)	Other 11,281,957.49	Cancelled, Abated or Adjusted (1992)
Libraries 80,092.95	Total 16,585,403.38	Balance December 31, 1992 99,573.00
Other Educational Services 92,804.59	EQUALIZED VALUATION BASIS FOR NET DEBT COMPUTATION 768,373,332	CURRENT FINANCES DECEMBER 31, 1992 ASSETS
STATUTORY EXPENDITURES		Cash Dec. 31, 1992 2,586,930.28
Pensions & F. L. C. A. 173,348.04	REAL PROPERTY VALUATIONS	Taxes Receivable 688,446.00
Employee Fringe Benefits 317,031.05	Code Class # of Parcels % VAL'N ASSESSED VALUATION	Tax Title Liens 151,036.54
Other Statutory Expenditures	1 Vacant Land 245 2.81 16,860,500.00	Foreclosed Property 99,573.00
CETA And Other Public Employment Programs	2 Residential 2950 67.78 406,540,600.00	Emergencies & Other Deferred Charges 167,568.71
MUNICIPAL FUNCTIONS TOTAL 5,086,183.12	3 Farm	State and Federal Aid Receivable
CAPITAL IMPROVEMENTS *MEMO* 75,000.00	4a Commercial 253 22.37 134,155,200.00	Other Receivables 76,202.55
DEBT SERVICE	4b Industrial	Total 3,769,757.08
Principal Payments 497,222.98	4c Apartments 129 7.05 42,277,600.00	LIABILITIES, RESERVES, AND SURPLUS
Interest Payments 618,690.52	Total 3587 599,833,900.00	Cash Liabilities 1,117,924.61
DEFERRED CHARGES 59,965.63	Land Area 2.54 Sq. Miles	Reserves for Receivables 1,015,258.09
SCHOOL, COUNTY, SPECIAL DISTRICT TAXES 7,738,565.61	Net Valuation Taxable-Municipal 601,410,591	Surplus Dec. 31, 1992 1,636,574.38
RESERVE FOR UNCOLLECTED TAXES 919,908.90	Net Valuation Taxable-County 734,982,599	Total 3,769,757.08
EXPENDITURES TOTAL 14,920,535.81	State Equalized Valuation 776,355,689	
	State Equalization Ratio 77.42	

0533

Population 1980 255
 Population 1990 243
 S & P Rating
 Moody Rating

General Tax Rate Per \$100. .68
 State Equalized Tax Rate .78

CAPE MAY POINT BORO. - CAPE MAY CO.

Form of Government:

Commission (1911)

Number of Members on Governing Body - 3

PER CAPITA:

Gross Debt 9,259.99
 Net Debt 4,730.61
 Debt Service 48.71
 Total Tax Levy 4,322.61
 Municipal Expenditures 2,506.09

PER CENT:

Gross Debt 1.72
 Net Debt .83
 Tax Levy Collected 92.14
 Tax Levy Cancelled, Abated or Adjusted 1.04

EXPENDITURES		REVENUES-REALIZED		1992 PROPERTY TAX	
GENERAL GOVERNMENT				STATE EQUALIZED TAX RATE .05	
Governing Body & Public Boards		1992 Property Taxes Collected	990,405.77	Local District School Taxes	71,833.00
Municipal Clerk	13,650.00	1992 Payments in Lieu of Taxes	1,383.14	Regional & Consolidated School Tax	
Financial Administration	36,750.00	Delinquent Tax & Lien Collections	44,997.93	School Taxes in Municipal Budget	
Assessment of Taxes	13,050.00	Business Personalty Replacement Taxes	235.92	County Taxes	.38 * 527,020.22
Collection of Taxes	800.00	Taxes from Public Utilities	22,113.00	County Library Taxes	.02 33,014.77
Planning, Housing & Development	5,775.00	Other Miscellaneous Tax Revenues		Local Municipal Purpose Taxes	.32 438,126.68
Human Resources	24,239.00	State Aid Revenues	10,998.00	Veteran & Senior Citizen Taxes	6,850.00
Elections	2,300.00	Federal Aid Revenues		Total Taxes for Rate Computation	.77 1,076,844.67
General Administration (other)	76,664.00	State and Local Fiscal Assistance Act Utilized		Special District Taxes	
JUDICIARY		Sale of Acquired Property		Bank Corp. Taxes	
Municipal Courts	12,000.00	Other Miscellaneous Revenues	117,271.99	Added and Omitted Taxes	2,012.63
PUBLIC SAFETY		Total	1,187,405.75	Total Taxes Levied - ABSTRACT	1,072,007.30
Fire Protection	8,900.00	Prior Years Surplus Appropriated	79,500.00	Total Taxes Billed	1,074,858.72
Police Protection	85,030.00	REVENUES TOTAL	1,266,905.75	1992 TAXES COLLECTED	990,405.77
Civil Defense & Disaster Control	700.00	Reserve For Uncollected Taxes	66,487.60	1992 Taxes Cancelled, Abated or Adjusted	11,155.78
Environmental Inspection & Control	26,600.00	CAPITAL OUTLAY TOTAL	37,021.17	Transfer to Tax Title Liens or Foreclosed	11,660.95
Other Public Safety		Public Enterprises	31,130.37	Balance Outstanding Dec. 31, 1992	61,636.22
PUBLIC WORKS		Recreation—Culture	1,797.93	PRIOR YEARS TAXES OUTSTANDING	
Streets and Drainage	26,000.00	Public Works	1,307.82	Balance January 1, 1992	48,153.17
Sewers and Sewage Processing	15,000.00	Buildings and Grounds	2,785.00	Collected in 1992	40,960.27
Garbage and Trash Disposal	63,000.00	Library and Education		Cancelled, Abated or Adjusted 1992	12.34
Public Buildings and Grounds	8,500.00	Conservation		Transfers to Tax Title Liens or Foreclosed	4,439.27
Other Public Works	16,000.00	All Other		Balance December 31, 1992	2,741.29
HEALTH and WELFARE		CAPITAL DEBT AUTHORIZED, DECEMBER 31, 1992		TAX TITLE LIENS OUTSTANDING	
Health Services Except Environmental	675.00	ISSUED AND UNISSUED		Balance January 1, 1992	
Welfare—Public Assistance	500.00	School		Transfer From Taxes	16,547.59
Hospital, Clinics, First Aid	100.00	Self-Liquidating	1,834,377	Redeemed in 1992	4,037.66
Animal, Insect, & Rodent Control	300.00	Other	462,100	Cancelled, Abated or Adjusted (1992)	
Other Welfare Services		Total	2,296,477	Transfers to Foreclosed Property	
RECREATION and CONSERVATION		ISSUED AND OUTSTANDING		Balance December 31, 1992	12,509.93
Beaches and Boardwalks	81,125.00	School		PROPERTY ACQUIRED BY DEED OR FORECLOSURE	
Parks, Playgrounds, Shade Trees		Self-Liquidating	1,655,477.40	Balance January 1, 1992	13,575.00
Land Reclamation & Conservation	500.00	Other	190,400.00	Transfers From Taxes or Liens	
Other Recreational Services		Total	1,845,877.40	Sale for Cash (1992)	
EDUCATION (excluding schools)		EQUALIZED VALUATION BASIS		Cancelled, Abated or Adjusted (1992)	
Libraries	100.00	FOR NET DEBT COMPUTATION	133,601,986	Balance December 31, 1992	13,575.00
Other Educational Services		REAL PROPERTY VALUATIONS		CURRENT FINANCES DECEMBER 31, 1992	
STATUTORY EXPENDITURES		Code Class # of Parcels % VAL'N		ASSETS	
Pensions & F. L. C. A.	18,284.00	1 Vacant Land 129 13.14	20,730,200.00	Cash Dec. 31, 1992	289,337.47
Employee Fringe Benefits		2 Residential 542 86.37	136,212,800.00	Taxes Receivable	64,377.51
Other Statutory Expenditures		3 Farm		Tax Title Liens	12,509.93
CETA And Other Public Employment Programs		4a Commercial 2 .48	764,200.00	Foreclosed Property	13,575.00
MUNICIPAL FUNCTIONS TOTAL	536,542.00	4b Industrial		Emergencies & Other Deferred Charges	19,200.00
CAPITAL IMPROVEMENTS *MEMO*	15,000.00	4c Apartments		State and Federal Aid Receivable	
DEBT SERVICE		Total	673 157,707,200.00	Other Receivables	
Principal Payments		Land Area .30 Sq. Miles		Total	398,999.91
Interest Payments	12,030.03	Net Valuation Taxable-Municipal	157,771,484	LIABILITIES, RESERVES, AND SURPLUS	
DEFERRED CHARGES	6,400.00	Net Valuation Taxable-County	131,935,274	Cash Liabilities	136,157.70
SCHOOL, COUNTY, SPECIAL DISTRICT TAXES	631,867.99	State Equalized Valuation	137,884,086	Reserves for Receivables	90,462.44
RESERVE FOR UNCOLLECTED TAXES	66,487.60	State Equalization Ratio	114.43	Surplus Dec. 31, 1992	172,379.77
EXPENDITURES TOTAL	1,253,377.62			Total	398,999.91

0235

Population 1980 6,166
 Population 1990 5,510
 S & P Rating
 Moody Rating A1

General Tax Rate Per \$100. 1.68
 State Equalized Tax Rate 1.33

CARLSTADT BOROUGH - BERGEN COUNTY

Form of Government:

Borough Council

Number of Members on Governing Body - 6

PER CAPITA:

Gross Debt 1,312.70
 Net Debt 1,182.20
 Debt Service 344.29
 Total Tax Levy 3,239.63
 Municipal Expenditures 2,027.15

PER CENT:

Gross Debt .43
 Net Debt .43
 Tax Levy Collected 91.27
 Tax Levy Cancelled, Abated or Adjusted 4.39

EXPENDITURES		REVENUES-REALIZED		1992 PROPERTY TAX	
GENERAL GOVERNMENT				STATE EQUALIZED TAX RATE	
Governing Body & Public Boards	41,000.00	1992 Property Taxes Collected	16,295,212.00	Local District School Taxes	.30
Municipal Clerk	102,068.00	1992 Payments in Lieu of Taxes		Regional & Consolidated School Tax	.23
Financial Administration	91,625.00	Delinquent Tax & Lien Collections	678,366.00	School Taxes in Municipal Budget	
Assessment of Taxes	244,410.00	Business Personalty Replacement Taxes	349,182.00	County Taxes	.29
Collection of Taxes	33,638.00	Taxes from Public Utilities	916,862.00	County Library Taxes	
Planning, Housing & Development	13,325.00	Other Miscellaneous Tax Revenues		Local Municipal Purpose Taxes	.51
Human Resources	128,956.00	State Aid Revenues	900,907.00	Veteran & Senior Citizen Taxes	
Elections	2,746.00	Federal Aid Revenues		Total Taxes for Rate Computation	1.33
General Administration (other)	772,426.00	State and Local Fiscal Assistance Act Utilized		Special District Taxes	
JUDICIARY		Sale of Acquired Property		Bank Corp. Taxes	
Municipal Courts	92,920.00	Other Miscellaneous Revenues	943,734.00	Added and Omitted Taxes	
PUBLIC SAFETY		Total	20,084,161.00	Total Taxes Levied - ABSTRACT	17,850,385.98
Fire Protection	327,924.00	Prior Years Surplus Appropriated	1,000,000.00	Total Taxes Billed	17,854,288.00
Police Protection	1,957,017.00	REVENUES TOTAL	21,084,161.00	1992 TAXES COLLECTED	16,295,212.00
Civil Defense & Disaster Control	10,134.00	Reserve For Uncollected Taxes	1,810,000.00	1992 Taxes Cancelled, Abated or Adjusted	784,597.00
Environmental Inspection & Control	80,607.00	CAPITAL OUTLAY TOTAL	334,288.00	Transfer to Tax Title Liens or Foreclosed	200,008.00
Other Public Safety		Public Enterprises		Balance Outstanding Dec. 31, 1992	574,471.00
PUBLIC WORKS		Recreation—Culture		PRIOR YEARS TAXES OUTSTANDING	
Streets and Drainage	204,488.00	Public Works	35,765.00	Balance January 1, 1992	805,546.00
Sewers and Sewage Processing	1,004,748.00	Buildings and Grounds	298,523.00	Collected in 1992	663,811.00
Garbage and Trash Disposal	736,432.00	Library and Education		Cancelled, Abated or Adjusted 1992	
Public Buildings and Grounds	211,803.00	Conservation		Transfers to Tax Title Liens or Foreclosed	136,149.00
Other Public Works		All Other		Balance December 31, 1992	5,586.00
HEALTH and WELFARE		CAPITAL DEBT AUTHORIZED, DECEMBER 31, 1992		TAX TITLE LIENS OUTSTANDING	
Health Services Except Environmental	45,156.00	ISSUED AND UNISSUED		Balance January 1, 1992	240,403.00
Welfare-Public Assistance	9,086.00	School	418,183	Transfer From Taxes	360,109.00
Hospital, Clinics, First Aid		Self-Liquidating		Redeemed in 1992	14,555.00
Animal, Insect, & Rodent Control	2,800.00	Other	6,814,793	Cancelled, Abated or Adjusted (1992)	
Other Welfare Services		Total	7,232,981	Transfers to Foreclosed Property	
RECREATION and CONSERVATION		ISSUED AND OUTSTANDING		Balance December 31, 1992	585,957.00
Beaches and Boardwalks		School		PROPERTY ACQUIRED BY DEED OR	
Parks, Playgrounds, Shade Trees		Self-Liquidating		FORECLOSURE	
Land Reclamation & Conservation	95,203.00	Other		Balance January 1, 1992	300.00
Other Recreational Services	101,233.00	Total	6,344,386.00	Transfers From Taxes or Liens	
EDUCATION (excluding schools)		EQUALIZED VALUATION BASIS		Sale for Cash (1992)	
Libraries	498,526.00	FOR NET DEBT COMPUTATION	1,510,098,585	Cancelled, Abated or Adjusted (1992)	
Other Educational Services		REAL PROPERTY VALUATIONS		Balance December 31, 1992	300.00
STATUTORY EXPENDITURES		Code Class # of Parcels % VAL'N		CURRENT FINANCES DECEMBER 31, 1992	
Pensions & F. L. C. A.	128,046.00	ASSESSED VALUATION		ASSETS	
Employee Fringe Benefits	492,157.00	1 Vacant Land 206 13.93	147,602,830.00	Cash Dec. 31, 1992	1,149,970.00
Other Statutory Expenditures	10,000.00	2 Residential 1499 20.45	216,715,071.00	Taxes Receivable	580,057.00
CETA And Other Public Employment Programs		3 Farm 1	14,103.00	Tax Title Liens	585,957.00
MUNICIPAL FUNCTIONS TOTAL	7,438,524.00	4a Commercial 143 12.45	131,974,140.00	Foreclosed Property	300.00
CAPITAL IMPROVEMENTS *MEMO*		4b Industrial 288 52.62	557,700,540.00	Emergencies & Other Deferred Charges	204,800.00
DEBT SERVICE		4c Apartments 15 .55	5,829,300.00	State and Federal Aid Receivable	25,702.00
Principal Payments	1,346,283.00	Total	1,059,835,981.00	Other Receivables	45,409.00
Interest Payments	550,733.00	Land Area 4.20 Sq. Miles		Total	2,592,195.00
DEFERRED CHARGES	24,032.00	Net Valuation Taxable-Municipal	1,061,888,919	LIABILITIES, RESERVES, AND SURPLUS	
SCHOOL, COUNTY, SPECIAL DISTRICT TAXES	10,991,969.98	Net Valuation Taxable-County	1,582,105,536	Cash Liabilities	916,107.00
RESERVE FOR UNCOLLECTED TAXES	1,810,000.00	State Equalized Valuation	1,339,385,406	Reserves for Receivables	1,211,723.00
EXPENDITURES TOTAL	22,161,541.98	State Equalization Ratio	79.25	Surplus Dec. 31, 1992	464,365.00

1713

Population 1980 8,396
 Population 1990 8,443
 S & P Rating AAA
 Moody Rating

General Tax Rate Per \$100. 7.38
 State Equalized Tax Rate 2.31

CARNEYS POINT TWP. - SALEM COUNTY
 Form of Government:
Township Committee
 Number of Members on Governing Body - 5

PER CAPITA:
 Gross Debt 731.42
 Net Debt 234.18
 Debt Service 55.62
 Total Tax Levy 708.28
 Municipal Expenditures 583.02

PER CENT:
 Gross Debt 2.41
 Net Debt .77
 Tax Levy Collected 87.88
 Tax Levy Cancelled, Abated or Adjusted .15

EXPENDITURES		REVENUES-REALIZED		1992 PROPERTY TAX	
GENERAL GOVERNMENT		REVENUES-REALIZED		STATE EQUALIZED TAX RATE	
Governing Body & Public Boards	21,030.00	1992 Property Taxes Collected	5,258,607.15	Local District School Taxes	
Municipal Clerk	19,412.00	1992 Payments in Lieu of Taxes	49,067.24	Regional & Consolidated School Tax	1.48
Financial Administration	130,250.00	Delinquent Tax & Lien Collections	565,689.55	School Taxes in Municipal Budget	
Assessment of Taxes	29,050.00	Business Personalty Replacement Taxes	276,991.52	County Taxes	.83
Collection of Taxes	49,300.00	Taxes from Public Utilities	442,650.00	County Library Taxes	
Planning, Housing & Development	10,820.00	Other Miscellaneous Tax Revenues		Local Municipal Purpose Taxes	
Human Resources	110,274.41	State Aid Revenues	465,156.23	Veteran & Senior Citizen Taxes	81,350.00
Elections		Federal Aid Revenues		Total Taxes for Rate Computation	2.31
General Administration (other)	337,376.00	State and Local Fiscal Assistance Act Utilized		Special District Taxes	
JUDICIARY		State and Local Fiscal Assistance Act Utilized		Bank Corp. Taxes	
Municipal Courts	135,099.36	Sale of Acquired Property		Added and Omitted Taxes	28,190.90
PUBLIC SAFETY		Other Miscellaneous Revenues	2,904,221.44	Total Taxes Levied - ABSTRACT	5,980,039.03
Fire Protection	92,996.80	Total	9,962,383.13	Total Taxes Billed	5,983,913.28
Police Protection	1,134,431.00	Prior Years Surplus Appropriated	378,170.91	1992 TAXES COLLECTED	5,258,607.15
Civil Defense & Disaster Control	19,631.50	REVENUES TOTAL	10,340,554.04	1992 Taxes Cancelled, Abated or Adjusted	8,681.83
Environmental Inspection & Control	114,000.00	Reserve For Uncollected Taxes	760,609.07	Transfer to Tax Title Liens or Foreclosed	88,384.32
Other Public Safety		CAPITAL OUTLAY	TOTAL	Balance Outstanding Dec. 31, 1992	628,239.92
PUBLIC WORKS		Public Enterprises		PRIOR YEARS TAXES OUTSTANDING	
Streets and Drainage	284,000.00	Recreation-Culture		Balance January 1, 1992	555,755.27
Sewers and Sewage Processing	159,229.94	Public Works	484,609.82	Collected in 1992	510,880.96
Gorbage and Trash Disposal	284,600.00	Buildings and Grounds	463,481.66	Cancelled, Abated or Adjusted 1992	8,283.60
Public Buildings and Grounds	54,650.00	Library and Education		Transfers to Tax Title Liens or Foreclosed	28,228.33
Other Public Works		Conservation		Balance December 31, 1992	8,357.39
HEALTH and WELFARE		All Other		TAX TITLE LIENS OUTSTANDING	
Health Services Except Environmental	3,430.00	CAPITAL DEBT AUTHORIZED, DECEMBER 31, 1992		Balance January 1, 1992	141,976.77
Welfare-Public Assistance	11,200.00	ISSUED AND UNISSUED		Transfer From Taxes	122,026.79
Hospital, Clinics, First Aid	3,300.00	SCHOOL	4,198,200	Redeemed in 1992	54,808.59
Animal, Insect, & Rodent Control	19,373.04	Self-Liquidating		Cancelled, Abated or Adjusted (1992)	
Other Welfare Services		Other	1,977,205	Transfers to Foreclosed Property	
RECREATION and CONSERVATION		Total	6,175,405	Balance December 31, 1992	209,194.97
Beaches and Boardwalks		ISSUED AND OUTSTANDING		PROPERTY ACQUIRED BY DEED OR FORECLOSURE	
Parks, Playgrounds, Shade Trees	3,000.00	SCHOOL	4,195,937.66	Balance January 1, 1992	704,600.00
Land Reclamation & Conservation		Self-Liquidating		Transfers From Taxes or Liens	
Other Recreational Services	13,105.00	Other	1,365,055.00	Sale for Cash (1992)	
EDUCATION (excluding schools)		Total	5,560,992.66	Cancelled, Abated or Adjusted (1992)	
Libraries	5,000.00	EQUALIZED VALUATION BASIS		Balance December 31, 1992	704,600.00
Other Educational Services		FOR NET DEBT COMPUTATION		CURRENT FINANCES DECEMBER 31, 1992	
STATUTORY EXPENDITURES		REAL PROPERTY VALUATIONS		ASSETS	
Pensions & F. I. C. A.	208,142.73	Code	Class	# of Parcels	% VAL'N
Employee Fringe Benefits	263,000.00	1	Vacant Land	553	4.47
Other Statutory Expenditures	20,000.00	2	Residential	2343	64.22
CETA And Other Public Employment Programs		3	Farm	226	3.68
MUNICIPAL FUNCTIONS		4a	Commercial	139	14.85
CAPITAL IMPROVEMENTS		4b	Industrial	8	7.04
DEBT SERVICE		4c	Apartments	9	5.75
Principal Payments	383,635.00	Total		3278	
Interest Payments	80,974.70	Land Area	17.90	Sq. Miles	
DEFERRED CHARGES		Net Valuation Taxable-Municipal	90,700,845		
SCHOOL, COUNTY, SPECIAL DISTRICT TAXES	5,951,848.13	Net Valuation Taxable-County	275,403,940		
RESERVE FOR UNCOLLECTED TAXES	760,639.07	State Equalized Valuation	256,536,988		
EXPENDITURES		State Equalization Ratio	31.33		
TOTAL	10,874,239.42				
				LIABILITIES, RESERVES, AND SURPLUS	
				Cash Liabilities	923,234.04
				Reserves for Receivables	1,552,180.29
				Surplus Dec. 31, 1992	901,126.09
				Total	3,376,540.41

1201
 Population 1980 20,598
 Population 1990 19,025
 S & P Rating
 Moody Rating AAA

General Tax Rate Per \$100. 2.31
 State Equalized Tax Rate 2.37

CARTERET BOROUGH - MIDDLESEX CO.
 Form of Government:
Borough Council
 Number of Members on Governing Body - 6

PER CAPITA:
 Gross Debt 1,123.74
 Net Debt 1,123.74
 Debt Service 120.29
 Total Tax Levy 1,284.02
 Municipal Expenditures 947.88
 PER CENT:
 Gross Debt 1.95
 Net Debt 1.95
 Tax Levy Collected 94.30
 Tax Levy Cancelled, Abated or Adjusted .58

EXPENDITURES		REVENUES-REALIZED		1992 PROPERTY TAX			
GENERAL GOVERNMENT		REVENUES		STATE EQUALIZED TAX RATE			
Governing Body & Public Boards		1992 Property Taxes Collected	23,071,476.25	Local District School Taxes	1.21 12,500,376.00		
Municipal Clerk		1992 Payments in Lieu of Taxes		Regional & Consolidated School Tax			
Financial Administration	18,000.00	Delinquent Tax & Lien Collections	1,728,516.08	School Taxes in Municipal Budget			
Assessment of Taxes	56,000.00	Business Personalty Replacement Taxes	893,875.92	County Taxes	.46 4,767,531.99		
Collection of Taxes	295,000.00	Taxes from Public Utilities	1,211,328.00	County Library Taxes			
Planning, Housing & Development	146,500.00	Other Miscellaneous Tax Revenues		Local Municipal Purpose Taxes	.69 7,106,306.00		
Human Resources	250,421.50	State Aid Revenues	1,563,200.42	Veteran & Senior Citizen Taxes			
Elections	45,000.00	Federal Aid Revenues		Total Taxes for Rate Computation	2.36 24,703,513.99		
General Administration (other)	1,362,901.58	State and Local Fiscal Assistance Act Utilized		Special District Taxes			
JUDICIARY		Sale of Acquired Property		Bank Corp. Taxes			
Municipal Courts	182,000.00	Other Miscellaneous Revenues	6,311,094.90	Added and Omitted Taxes	54,339.41		
PUBLIC SAFETY		Total	36,779,491.57	Total Taxes Levied - ABSTRACT	24,428,553.40		
Fire Protection	1,226,390.00	Prior Years Surplus Appropriated	1,300,000.00	Total Taxes Billed	24,466,968.94		
Police Protection	3,075,267.98	REVENUES TOTAL	36,079,491.57	1992 TAXES COLLECTED	23,071,476.25		
Civil Defense & Disaster Control	4,000.00	Reserve For Uncollected Taxes	1,706,557.07	1992 Taxes Cancelled, Abated or Adjusted	140,956.16		
Environmental Inspection & Control	194,050.00	CAPITAL OUTLAY TOTAL	4,869,360.78	Transfer to Tax Title Liens or Foreclosed	200,852.06		
Other Public Safety		Public Enterprises		Balance Outstanding Dec. 31, 1992	1,053,684.47		
PUBLIC WORKS		Recreation-Culture	12,750.00	PRIOR YEARS TAXES OUTSTANDING			
Streets and Drainage	705,900.00	Public Works	212,501.87	Balance January 1, 1992	1,116,650.42		
Sewers and Sewage Processing	1,541,000.00	Buildings and Grounds	4,637,983.91	Collected in 1992	973,090.47		
Garbage and Trash Disposal	1,031,000.00	Library and Education	6,125.00	Cancelled, Abated or Adjusted 1992	62,558.30		
Public Buildings and Grounds	349,500.00	Conservation		Transfers to Tax Title Liens or Foreclosed	64,615.48		
Other Public Works		All Other		Balance December 31, 1992	16,386.17		
HEALTH and WELFARE		CAPITAL DEBT AUTHORIZED, DECEMBER 31, 1992		TAX TITLE LIENS OUTSTANDING			
Health Services Except Environmental	273,000.00	ISSUED AND UNISSUED		Balance January 1, 1992	1,005,391.05		
Welfare-Public Assistance	84,700.00	School		Transfer From Taxes	275,024.13		
Hospital, Clinics, First Aid		Self-Liquidating		Redeemed in 1992	755,425.61		
Animal, Insect, & Rodent Control	8,000.00	Other	21,379,070	Cancelled, Abated or Adjusted (1992)	15,619.26		
Other Welfare Services		Total	21,379,070	Transfers to Foreclosed Property	53,965.25		
RECREATION and CONSERVATION		ISSUED AND OUTSTANDING		Balance December 31, 1992	455,405.06		
Beaches and Boardwalks		School		PROPERTY ACQUIRED BY DEED OR			
Parks, Playgrounds, Shade Trees	357,100.00	Self-Liquidating		FORECLOSURE			
Land Reclamation & Conservation		Other		Balance January 1, 1992	2,936,234.75		
Other Recreational Services	239,250.00	Total	18,420,000.00	Transfers From Taxes or Liens	53,965.25		
EDUCATION (excluding schools)		EQUALIZED VALUATION BASIS		Sale for Cash (1992)			
Libraries	381,233.65	FOR NET DEBT COMPUTATION	1,095,650,645	Cancelled, Abated or Adjusted (1992)			
Other Educational Services		REAL PROPERTY VALUATIONS		Balance December 31, 1992	2,990,200.00		
STATUTORY EXPENDITURES		Code	Class	# of Parcels	% VAL'N	ASSESSED VALUATION	
Pensions & F. L. C. A.	600,865.00	1	Vacant Land	313	3.08	32,421,900.00	Cosh Dec. 31, 1992
Employee Fringe Benefits	1,460,000.00	2	Residential	4972	61.49	646,617,900.00	Taxes Receivable
Other Statutory Expenditures	15,000.00	3	Farm				1,070,070.64
CETA And Other Public Employment Programs		4a	Commercial	225	11.31	118,971,600.00	Tax Title Liens
MUNICIPAL FUNCTIONS TOTAL	13,902,129.71	4b	Industrial	109	23.46	246,690,700.00	455,405.06
CAPITAL IMPROVEMENTS *MEMO*	1,000,000.00	4c	Apartments	8	.65	6,863,300.00	Foreclosed Property
DEBT SERVICE		Total	5627			1,051,565,400.00	2,990,200.00
Principal Payments	925,000.00	Land Area	4.30	Sq. Miles			Emergencies & Other Deferred Charges
Interest Payments	1,363,560.00	Net Valuation Taxable-Municipal				1,056,823,789	42,000.00
DEFERRED CHARGES	136,109.51	Net Valuation Taxable-County				1,114,541,218	107,168.90
SCHOOL, COUNTY, SPECIAL DISTRICT TAXES	17,267,907.99	State Equalized Valuation				1,030,675,649	Other Receivables
RESERVE FOR UNCOLLECTED TAXES	1,706,557.07	State Equalization Ratio				102.55	143,573.54
EXPENDITURES TOTAL	35,301,264.28						Total
							9,192,286.91
							LIABILITIES, RESERVES, AND SURPLUS
							Cash Liabilities
							2,172,376.74
							Reserves for Receivables
							4,764,903.77
							Surplus Dec. 31, 1992
							2,255,006.40
							Total
							9,192,286.91

0734
 Population 1980 12,600
 Population 1990 12,053
 S & P Rating
 Moody Rating A

General Tax Rate Per \$100. 6.02
 State Equalized Tax Rate 1.76

CEDAR GROVE TOWNSHIP - ESSEX CO.
 Form of Government:
 Council-Manager Plan B (OMCL 50)
 Number of Members on Governing Body - 5

PER CAPITA:
 Grass Debt 1,019.77
 Net Debt 141.00
 Debt Service 22.36
 Total Tax Levy 1,513.52
 Municipal Expenditures 514.87

PER CENT:
 Grass Debt 1.22
 Net Debt .17
 Tax Levy Collected 96.33
 Tax Levy Cancelled, Abated or Adjusted .39

EXPENDITURES		REVENUES-REALIZED		1992 PROPERTY TAX	
GENERAL GOVERNMENT				STATE EQUALIZED TAX RATE .36	
Governing Body & Public Boards	6,760.00	1992 Property Taxes Collected	17,639,225.94	Local District School Taxes	9,294,375.00
Municipal Clerk	83,223.00	1992 Payments in Lieu of Taxes		Regional & Consolidated School Tax	
Financial Administration	117,517.00	Delinquent Tax & Lien Collections	424,625.13	School Taxes in Municipal Budget	
Assessment of Taxes	51,915.00	Business Personalty Replacement Taxes	169,251.16	County Taxes	.65 6,401,961.02
Collection of Taxes	41,880.00	Taxes from Public Utilities	769,660.17	County Library Taxes	
Planning, Housing & Development	84,823.00	Other Miscellaneous Tax Revenues		Local Municipal Purpose Taxes	.17 1,651,539.23
Human Resources	70,857.61	State Aid Revenues	485,032.15	Veteran & Senior Citizen Taxes	84,250.00
Elections	4,835.00	Federal Aid Revenues		Total Taxes for Rate Computation	1.76 17,432,125.25
General Administration (other)	454,336.20	State and Local Fiscal Assistance Act Utilized		Special District Taxes	884,459.19
JUDICIARY		Sale of Acquired Property		Bank Corp. Taxes	
Municipal Courts	119,738.55	Other Miscellaneous Revenues	887,620.82	Added and Omitted Taxes	70,404.19
PUBLIC SAFETY		Total	20,375,415.37	Total Taxes Levied - ABSTRACT	18,302,738.63
Fire Protection	183,061.60	Prior Years Surplus Appropriated	1,675,000.00	Total Taxes Billed	18,310,777.39
Police Protection	1,761,151.22	REVENUES TOTAL	22,050,415.37	1992 TAXES COLLECTED	17,639,225.94
Civil Defense & Disaster Control	13,781.00	Reserve For Uncollected Taxes	771,701.13	1992 Taxes Cancelled, Abated or Adjusted	72,224.96
Environmental Inspection & Control	92,421.00	CAPITAL OUTLAY TOTAL	879,491.74	Transfer to Tax Title Liens or Foreclosed	70,477.12
Other Public Safety		Public Enterprises	148,509.40	Balance Outstanding Dec. 31, 1992	528,849.37
PUBLIC WORKS		Recreation-Culture	313,104.83	PRIOR YEARS TAXES OUTSTANDING	
Streets and Drainage	550,024.00	Public Works	56,581.93	Balance January 1, 1992	524,826.15
Sewers and Sewage Processing		Buildings and Grounds	361,295.58	Collected in 1992	424,625.13
Garbage and Trash Disposal		Library and Education		Cancelled, Abated or Adjusted 1992	14,693.12
Public Buildings and Grounds	191,489.00	Conservation		Transfers to Tax Title Liens or Foreclosed	
Other Public Works		All Other		Balance December 31, 1992	85,507.91
HEALTH AND WELFARE		CAPITAL DEBT AUTHORIZED, DECEMBER 31, 1992		TAX TITLE LIENS OUTSTANDING	
Health Services Except Environmental	68,127.00	ISSUED AND UNISSUED		Balance January 1, 1992	180,996.56
Welfare-Public Assistance	6,561.00	School		Transfer From Taxes	70,477.12
Hospital, Clinics, First Aid		Self-Liquidating	10,533,313	Redeemed in 1992	
Animal, Insect, & Rodent Control	8,910.00	Other	1,757,941	Cancelled, Abated or Adjusted (1992)	
Other Welfare Services		Total	12,291,254	Transfers to Foreclosed Property	
RECREATION AND CONSERVATION		ISSUED AND OUTSTANDING		Balance December 31, 1992	251,473.68
Beaches and Boardwalks		School		PROPERTY ACQUIRED BY DEED OR FORECLOSURE	
Parks, Playgrounds, Shade Trees	165,709.00	Self-Liquidating	10,345,263.51	Balance January 1, 1992	377,900.00
Land Reclamation & Conservation	24,218.13	Other	941,333.51	Transfers From Taxes or Liens	
Other Recreational Services	201,827.00	Total	11,286,597.02	Sale for Cash (1992)	
EDUCATION (excluding schools)		EQUALIZED VALUATION BASIS		Cancelled, Abated or Adjusted (1992)	126,400.00
Libraries	343,684.00	FOR NET DEBT COMPUTATION	1,006,058,668	Balance December 31, 1992	251,500.00
Other Educational Services	18,886.00	REAL PROPERTY VALUATIONS		CURRENT FINANCES DECEMBER 31, 1992	
STATUTORY EXPENDITURES		Code Class # of Parcels % VAL'N ASSESSED VALUATION		ASSETS	
Pensions & F. L. C. A.	135,452.00	1 Vacant Land 204 4.26 12,269,500.00		Cash Dec. 31, 1992	6,785,435.79
Employee Fringe Benefits	325,907.00	2 Residential 3469 75.30 216,919,500.00		Taxes Receivable	614,357.28
Other Statutory Expenditures		3 Farm 2 .12 336,800.00		Tax Title Liens	251,473.68
CETA And Other Public Employment Programs	5,126,094.31	4a Commercial 153 10.94 31,510,800.00		Foreclosed Property	251,500.00
MUNICIPAL FUNCTIONS TOTAL	5,126,094.31	4b Industrial 42 6.78 19,544,000.00		Emergencies & Other Deferred Charges	5,468.61
CAPITAL IMPROVEMENTS *MEMO*	10,000.00	4c Apartments 6 2.60 7,487,000.00		State and Federal Aid Receivable	11,773.25
DEBT SERVICE		Total 3876 238,067,600.00		Other Receivables	21,699.49
Principal Payments	237,229.01	Land Area 4.50 Sq. Miles		Total	7,941,708.10
Interest Payments	32,290.46	Net Valuation Taxable-Municipal	288,613,500	LIABILITIES, RESERVES, AND SURPLUS	
DEFERRED CHARGES	38,356.99	Net Valuation Taxable-County	1,031,097,111	Cash Liabilities	5,352,331.15
SCHOOL, COUNTY, SPECIAL DISTRICT TAXES	16,580,795.21	State Equalized Valuation	987,078,777	Reserves for Receivables	1,139,030.45
RESERVE FOR UNCOLLECTED TAXES	771,701.13	State Equalization Ratio	20.20	Surplus Dec. 31, 1992	1,450,346.50
EXPENDITURES TOTAL	22,735,467.11			Total	7,941,708.10

1434
 Population 1980 8,537
 Population 1990 8,007
 S & P Rating AA
 Moody Rating AA

General Tax Rate Per \$100. 1.85
 State Equalized Tax Rate 1.68

CHATHAM BOROUGH - MORRIS COUNTY
 Form of Government:
Borough Council
 Number of Members on Governing Body - 6

PER CAPITA:
 Gross Debt 1,287.55 PER CENT:
 Net Debt 1,113.61
 Debt Service 128.61
 Total Tax Levy 1,786.20
 Municipal Expenditures 829.16
 Gross Debt 1.21
 Net Debt 1.05
 Tax Levy Collected 98.12
 Tax Levy Cancelled, Abated or Adjusted .20

EXPENDITURES		REVENUES-REALIZED		1992 PROPERTY TAX	
GENERAL GOVERNMENT				STATE EQUALIZED TAX RATE →	
Governing Body & Public Boards		1992 Property Taxes Collected	1,406,291.63	Local District School Taxes	
Municipal Clerk		1992 Payments in Lieu of Taxes		Regional & Consolidated School Tax	-96 8,218,276.00
Financial Administration	17,750.00	Delinquent Tax & Lien Collections	250,713.73	School Taxes in Municipal Budget	
Assessment of Taxes	33,990.00	Business Personalty Replacement Taxes	120,077.40	County Taxes	-29 2,506,163.31
Collection of Taxes	49,005.00	Taxes from Public Utilities	448,394.00	County Library Taxes	
Planning, Housing & Development	39,725.00	Other Miscellaneous Tax Revenues		Local Municipal Purpose Taxes	-42 3,538,612.39
Human Resources	70,467.00	State Aid Revenues	340,824.45	Veteran & Senior Citizen Taxes	44,800.00
Elections		Federal Aid Revenues		Total Taxes for Rate Computation	1.67 14,307,851.70
General Administration (other)	435,845.00	State and Local Fiscal Assistance Act Utilized		Special District Taxes	
JUDICIARY		Sole of Acquired Property		Bank Corp. Taxes	
Municipal Courts	69,023.06	Other Miscellaneous Revenues	991,384.32	Added and Omitted Taxes	39,062.95
PUBLIC SAFETY		Total	16,219,685.53	Total Taxes Levied - ABSTRACT	14,302,114.65
Fire Protection	144,798.30	Prior Years Surplus Appropriated	1,670,000.00	Total Taxes Billed	14,337,733.12
Police Protection	1,274,175.01	REVENUES TOTAL	17,889,685.53	1992 TAXES COLLECTED	14,068,291.63
Civil Defense & Disaster Control	4,186.00	Reserve For Uncollected Taxes	1,140,275.35	1992 Taxes Cancelled, Abated or Adjusted	28,078.98
Environmental Inspection & Control	82,550.00	CAPITAL OUTLAY TOTAL	267,266.21	Transfer to Tax Title Liens or Foreclosed	
Other Public Safety		Public Enterprises	38,902.63	Balance Outstanding Dec. 31, 1992	241,362.51
PUBLIC WORKS		Recreation-Culture	1,398.15	PRIOR YEARS TAXES OUTSTANDING	
Streets and Drainage	613,965.00	Public Works	115,161.89	Balance January 1, 1992	263,684.23
Sewers and Sewage Processing	559,875.00	Buildings and Grounds	111,803.54	Collected in 1992	250,713.73
Garbage and Trash Disposal		Library and Education		Cancelled, Abated or Adjusted 1992	1,227.96
Public Buildings and Grounds	98,990.00	Conservation		Transfers to Tax Title Liens or Foreclosed	
Other Public Works		All Other		Balance December 31, 1992	11,742.54
HEALTH and WELFARE		CAPITAL DEBT AUTHORIZED, DECEMBER 31, 1992		TAX TITLE LIENS OUTSTANDING	
Health Services Except Environmental	36,458.00	ISSUED AND UNISSUED		Balance January 1, 1992	
Welfare-Public Assistance	6,850.00	School	1,392,695	Transfer From Taxes	
Hospital, Clinics, First Aid		Self-Liquidating		Redeemed in 1992	
Animal, Insect, & Rodent Control	4,500.00	Other	8,916,695	Cancelled, Abated or Adjusted (1992)	
Other Welfare Services		Total	10,309,391	Transfers to Foreclosed Property	
RECREATION and CONSERVATION				Balance December 31, 1992	
Beaches and Boardwalks		ISSUED AND OUTSTANDING		PROPERTY ACQUIRED BY DEED OR FORECLOSURE	
Parks, Playgrounds, Shade Trees	57,834.00	School	1,392,695.61	Balance January 1, 1992	32,200.00
Land Reclamation & Conservation	38,527.38	Self-Liquidating		Transfers From Taxes or Liens	
Other Recreational Services	75,315.00	Other	7,992,216.75	Sole for Cash (1992)	
EDUCATION (excluding schools)		Total	9,384,912.36	Cancelled, Abated or Adjusted (1992)	
Libraries	289,900.00	EQUALIZED VALUATION BASIS FOR NET DEBT COMPUTATION	848,777,725	Balance December 31, 1992	32,200.00
Other Educational Services		REAL PROPERTY VALUATIONS		CURRENT FINANCES DECEMBER 31, 1992	
STATUTORY EXPENDITURES		Code Class # of Parcels % VAL'N		ASSETS	
Pensions & F. L. C. A.	190,344.57	1 Vacant Land 72 1.15	3,882,400.00	Cash Dec. 31, 1992	2,164,312.44
Employee Fringe Benefits	237,000.00	2 Residential 2616 79.98	610,147,400.00	Taxes Receivable	253,105.05
Other Statutory Expenditures		3 Farm 1 100.00	100.00	Tax Title Liens	
CETA And Other Public Employment Programs		4a Commercial 163 15.59	120,303,400.00	Foreclosed Property	32,200.00
MUNICIPAL FUNCTIONS TOTAL	4,431,063.32	4b Industrial 26 1.45	11,149,700.00	Emergencies & Other Deferred Charges	114,000.00
CAPITAL IMPROVEMENTS *MEMO*	177,000.00	4c Apartments 24 2.73	21,096,800.00	State and Federal Aid Receivable	
DEBT SERVICE		Total 2902	771,579,800.00	Other Receivables	5,250.16
Principal Payments	732,105.33	Land Area 2.35 Sq. Miles		Total	2,568,867.65
Interest Payments	297,648.90	Net Valuation Taxable-Municipal	772,901,090	LIABILITIES, RESERVES, AND SURPLUS	
DEFERRED CHARGES	38,000.00	Net Valuation Taxable-County	851,957,231	Cash Liabilities	475,093.92
SCHOOL, COUNTY, SPECIAL DISTRICT TAXES	10,724,439.31	State Equalized Valuation	851,816,141	Reserves for Receivables	290,555.21
RESERVE FOR UNCOLLECTED TAXES	1,140,275.35	State Equalization Ratio	93.73	Surplus Dec. 31, 1992	1,303,218.52
EXPENDITURES TOTAL	17,363,533.21			Total	2,568,867.65

1405

Population 1980 8,883
 Population 1990 9,361
 S & P Rating
 Moody Rating AA1

General Tax Rate Per \$100. 1.74
 State Equalized Tax Rate 1.59

CHATHAM TOWNSHIP - MORRIS COUNTY

Form of Government:

Township Committee

Number of Members on Governing Body - 5

PER CAPITA:

Gross Debt 1,374.55
 Net Debt 368.00
 Debt Service 40.09
 Total Tax Levy 1,866.11
 Municipal Expenditures 713.48

PER CENT:

Gross Debt 1.20
 Net Debt .32
 Tax Levy Collected 96.86
 Tax Levy Cancelled, Abated or Adjusted .54

EXPENDITURES		REVENUES-REALIZED		1992 PROPERTY TAX	
GENERAL GOVERNMENT		REVENUES		STATE EQUALIZED TAX RATE \rightarrow	
Governing Body & Public Boards		1992 Property Taxes Collected	15,920,693.32	Local District School Taxes	
Municipal Clerk		1992 Payments in Lieu of Taxes		Regional & Consolidated School Tax	.94
Financial Administration		Delinquent Tax & Lien Collections	247,443.59	School Taxes in Municipal Budget	
Assessment of Taxes	35,000.00	Business Personality Replacement Taxes	32,063.98	County Taxes	.28
Collection of Taxes	53,800.00	Taxes from Public Utilities	741,944.00	County Library Taxes	
Planning, Housing & Development	78,900.00	Other Miscellaneous Tax Revenues		Local Municipal Purpose Taxes	.37
Human Resources	50,051.00	State Aid Revenues	358,355.38	Veteran & Senior Citizen Taxes	
Elections	3,500.00	Federal Aid Revenues		Total Taxes for Rate Computation	1.59
General Administration (other)	762,868.00	State and Local Fiscal Assistance Act Utilized		Special District Taxes	
JUDICIARY		Sale of Acquired Property		Bank Corp. Taxes	
Municipal Courts	79,000.00	Other Miscellaneous Revenues	693,393.67	Added and Omitted Taxes	26,374.78
PUBLIC SAFETY		Total	18,993,893.84	Total Taxes Levied - ABSTRACT	17,468,609.25
Fire Protection	166,467.60	Prior Years Surplus Appropriated	1,250,000.00	Total Taxes Billed	17,469,659.24
Police Protection	1,475,152.00	REVENUES TOTAL	20,243,893.84	1992 TAXES COLLECTED	16,920,693.32
Civil Defense & Disaster Control	10,600.00	Reserve For Uncollected Taxes	871,731.91	1992 Taxes Cancelled, Abated or Adjusted	94,671.31
Environmental Inspection & Control	130,336.00	CAPITAL OUTLAY TOTAL	1,501,274.02	Transfer to Tax Title Liens or Foreclosed	46,101.76
Other Public Safety		Public Enterprises	1,240,238.09	Balance Outstanding Dec. 31, 1992	408,192.85
PUBLIC WORKS		Recreation-Culture		PRIOR YEARS TAXES OUTSTANDING	
Streets and Drainage	895,800.00	Public Works	60,650.84	Balance January 1, 1992	196,580.98
Sewers and Sewage Processing	169,394.37	Buildings and Grounds	200,090.07	Collected in 1992	193,511.47
Garbage and Trash Disposal	5,200.00	Library and Education	295.02	Cancelled, Abated or Adjusted 1992	
Public Buildings and Grounds	317,700.00	Conservation		Transfers to Tax Title Liens or Foreclosed	1,143.87
Other Public Works		All Other		Balance December 31, 1992	1,925.64
HEALTH and WELFARE		CAPITAL DEBT AUTHORIZED, DECEMBER 31, 1992		TAX TITLE LIENS OUTSTANDING	
Health Services Except Environmental	42,900.00	ISSUED AND UNISSUED		Balance January 1, 1992	154,525.70
Welfare-Public Assistance	6,500.00	School	1,756,304	Transfer From Taxes	47,522.53
Hospital, Clinics, First Aid		Self-Liquidating	8,286,500	Redeemed in 1992	53,932.12
Animal, Insect, & Rodent Control		Other	2,824,346	Cancelled, Abated or Adjusted (1992)	150.00
Other Welfare Services		Total	12,867,150	Transfers to Foreclosed Property	
RECREATION and CONSERVATION		ISSUED AND OUTSTANDING		Balance December 31, 1992	147,966.11
Beaches and Boardwalks		School	1,756,306.39	PROPERTY ACQUIRED BY DEED OR FORECLOSURE	
Parks, Playgrounds, Shade Trees	106,885.00	Self-Liquidating	8,050,000.00	Balance January 1, 1992	6,450.00
Land Reclamation & Conservation	5,555.63	Other	2,495,000.00	Transfers From Taxes or Liens	
Other Recreational Services	2,000.00	Total	12,301,306.39	Sale for Cash (1992)	
EDUCATION (excluding schools)		EQUALIZED VALUATION BASIS		Cancelled, Abated or Adjusted (1992)	
Libraries	353,750.00	FOR NET DEBT COMPUTATION	1,070,378,936	Balance December 31, 1992	6,450.00
Other Educational Services		REAL PROPERTY VALUATIONS		CURRENT FINANCES DECEMBER 31, 1992	
STATUTORY EXPENDITURES		Code Class # of Parcels % VAL'N	ASSESSED VALUATION	ASSETS	
Pensions & F. L. C. A.	129,500.00	1 Vacant Land 241 2.29	22,938,400.00	Cash Dec. 31, 1992	2,412,410.12
Employee Fringe Benefits	448,000.00	2 Residential 3350 87.66	877,100,400.00	Taxes Receivable	410,118.49
Other Statutory Expenditures		3 Farm 27 .55	5,499,470.00	Tax Title Liens	147,966.11
CETA And Other Public Employment Programs		4a Commercial 31 6.52	65,281,100.00	Foreclosed Property	6,450.00
MUNICIPAL FUNCTIONS TOTAL	5,328,859.60	4b Industrial 1 .03	318,100.00	Emergencies & Other Deferred Charges	204,000.00
CAPITAL IMPROVEMENTS *MEMO*	40,000.00	4c Apartments 3 2.94	29,420,600.00	State and Federal Aid Receivable	36,981.00
DEBT SERVICE		Total 3653	1,000,558,070.00	Other Receivables	37,853.40
Principal Payments	225,000.00	Land Area 9.10 Sq. Miles		Total	3,255,779.12
Interest Payments	150,287.46	Net Valuation Taxable-Municipal	1,002,487,612	LIABILITIES, RESERVES, AND SURPLUS	
DEFERRED CHARGES	103,000.00	Net Valuation Taxable-County	1,053,606,660	Cash Liabilities	1,139,683.56
SCHOOL, COUNTY, SPECIAL DISTRICT TAXES	13,365,554.32	State Equalized Valuation	1,095,674,699	Reserves for Receivables	566,034.80
RESERVE FOR UNCOLLECTED TAXES	871,731.91	State Equalization Ratio	91.48	Surplus Dec. 31, 1992	1,550,060.76
EXPENDITURES TOTAL	20,044,433.29			Total	3,255,779.12

0439

Population 1980 68,785
 Population 1990 69,348
 S & P Rating AAA
 Moody Rating AA

General Tax Rate Per \$100. 3.07
 State Equalized Tax Rate 2.52

CHERRY HILL TOWNSHIP - CAMDEN CO.

Form of Government:
 Mayor-Council Plan B (OMCL 50)
 Number of Members on Governing Body - 7

PER CAPITA:
 Gross Debt 1,346.96
 Net Debt 1,193.92
 Debt Service 51.96
 Total Tax Levy 1,712.46
 Municipal Expenditures 497.73

PER CENT:
 Gross Debt 2.03
 Net Debt 1.80
 Tax Levy Collected 95.42
 Tax Levy Cancelled, Abated or Adjusted .42

EXPENDITURES		REVENUES-REALIZED			1992 PROPERTY TAX		
GENERAL GOVERNMENT					STATE EQUALIZED TAX RATE		
Governing Body & Public Boards	157,475.00	1992 Property Taxes Collected	57,853,982.24		Local District School Taxes	1.42 65,050,214.50	
Municipal Clerk	137,055.00	1992 Payments in Lieu of Taxes			Regional & Consolidated School Tax		
Financial Administration	582,013.00	Delinquent Tax & Lien Collections	2,500,000.00		School Taxes in Municipal Budget		
Assessment of Taxes	217,098.00	Business Personalty Replacement Taxes	1,206,985.00		County Taxes	.80 36,791,586.05	
Collection of Taxes	199,491.00	Taxes from Public Utilities	4,804,508.00		County Library Taxes		
Planning, Housing & Development		Other Miscellaneous Tax Revenues	216,424.00		Local Municipal Purpose Taxes	.30 13,810,980.98	
Human Resources	44,000.99	State Aid Revenues	3,237,503.99		Veteran & Senior Citizen Taxes	481,150.00	
Elections		Federal Aid Revenues			Total Taxes for Rate Computation	2.52 116,133,931.53	
General Administration (other)	1,783,500.00	State and Local Fiscal Assistance Act Utilized			Special District Taxes	3,102,843.50	
JUDICIARY		Sale of Acquired Property			Bank Carp. Taxes		
Municipal Courts	256,931.00	Other Miscellaneous Revenues	2,998,955.71		Added and Omitted Taxes		
PUBLIC SAFETY		Total	72,818,355.94		Total Taxes Levied - ABSTRACT	118,755,625.03	
Fire Protection		Prior Years Surplus Appropriated	6,120,000.00		Total Taxes Billed	60,628,092.98	
Police Protection	7,534,599.00	REVENUES TOTAL	78,938,355.94		1992 TAXES COLLECTED	57,853,982.24	
Civil Defense & Disaster Control	14,545.00	Reserve For Uncollected Taxes	5,765,677.98		1992 Taxes Cancelled, Abated or Adjusted	256,134.42	
Environmental Inspection & Control	678,896.00	CAPITAL OUTLAY TOTAL	21,910,234.36		Transfer to Tax Title Liens or Foreclosed	163,080.14	
Other Public Safety		Public Enterprises	249,494.66		Balance Outstanding Dec. 31, 1992	2,354,896.18	
PUBLIC WORKS		Recreation-Culture	103,744.80		PRIOR YEARS TAXES OUTSTANDING		
Streets and Drainage	2,218,941.00	Public Works	2,513,460.67		Balance January 1, 1992	3,532,333.68	
Sewers and Sewage Processing	4,781,956.00	Buildings and Grounds	18,984,359.42		Collected in 1992	3,292,584.02	
Garbage and Trash Disposal		Library and Education	59,175.81		Cancelled, Abated or Adjusted 1992	78,735.91	
Public Buildings and Grounds		Conservation			Transfers to Tax Title Liens or Foreclosed	104,557.76	
Other Public Works	683,267.00	All Other			Balance December 31, 1992	56,455.99	
HEALTH and WELFARE		CAPITAL DEBT AUTHORIZED, DECEMBER 31, 1992			TAX TITLE LIENS OUTSTANDING		
Health Services Except Environmental		ISSUED AND UNISSUED	GROSS DEBT	NET DEBT	Balance January 1, 1992	420,707.49	
Welfare-Public Assistance	46,400.00	School	2,000,000		Transfer From Taxes	280,164.39	
Hospital, Clinics, First Aid		Self-Liquidating	8,430,029		Redeemed in 1992	17,361.61	
Animal, Insect, & Rodent Control		Other	82,978,669	82,796,120	Cancelled, Abated or Adjusted (1992)	593.54	
Other Welfare Services		Total	93,408,698	82,796,120	Transfers to Foreclosed Property		
RECREATION and CONSERVATION		ISSUED AND OUTSTANDING			Balance December 31, 1992	682,916.73	
Beaches and Boardwalks		School			PROPERTY ACQUIRED BY DEED OR FORECLOSURE		
Parks, Playgrounds, Shade Trees		Self-Liquidating		5,794,900.00	Balance January 1, 1992	453,667.00	
Land Reclamation & Conservation		Other		66,676,356.20	Transfers From Taxes or Liens		
Other Recreational Services	305,762.00	Total		72,471,256.20	Sale for Cash (1992)		
EDUCATION (excluding schools)		EQUALIZED VALUATION BASIS			Cancelled, Abated or Adjusted (1992)		
Libraries	1,530,222.00	FOR NET DEBT COMPUTATION	4,602,244,490		Balance December 31, 1992	453,667.00	
Other Educational Services		REAL PROPERTY VALUATIONS			CURRENT FINANCES DECEMBER 31, 1992		
STATUTORY EXPENDITURES		Code	Class	# of Parcels	% VAL'N	ASSETS	
Pensions & F. L. C. A.	1,573,186.00	1	Vacant Land	1465	1.47	Cash Dec. 31, 1992	1,724,467.67
Employee Fringe Benefits	2,286,000.00	2	Residential	22542	65.83	Taxes Receivable	2,411,352.17
Other Statutory Expenditures		3	Farm	31	.12	Tax Title Liens	682,916.73
CETA And Other Public Employment Programs		4a	Commercial	796	26.11	Foreclosed Property	453,667.00
MUNICIPAL FUNCTIONS TOTAL	25,081,337.99	4b	Industrial	219	4.74	Emergencies & Other Deferred Charges	
CAPITAL IMPROVEMENTS *MEMO*	200,000.00	4c	Apartments	13	1.74	State and Federal Aid Receivable	18,902,998.91
DEBT SERVICE		Total		25066		Other Receivables	48,488.15
Principal Payments	975,000.00	Land Area	24.18	Sq. Miles		Total	24,223,890.63
Interest Payments	2,628,000.00	Net Valuation Taxable-Municipal				LIABILITIES, RESERVES, AND SURPLUS	
DEFERRED CHARGES	69,834.03	Net Valuation Taxable-County				Cash Liabilities	13,285,467.01
SCHOOL, COUNTY, SPECIAL DISTRICT TAXES	104,944,644.05	State Equalized Valuation				Reserves for Receivables	3,596,424.05
RESERVE FOR UNCOLLECTED TAXES	5,765,677.93	State Equalization Ratio				Surplus Dec. 31, 1992	7,341,999.57
EXPENDITURES TOTAL	139,664,544.05					Total	24,223,890.63

0410
 Population 1980 1,590
 Population 1990 1,526
 S & P Rating
 Moody Rating

General Tax Rate Per \$100. 5.98
 State Equalized Tax Rate 2.80

CHESILHURST BOROUGH - CAMDEN CO.
 Form of Government:
 Borough Council
 Number of Members on Governing Body - 6

PER CAPITA:
 Gross Debt 4,215.06
 Net Debt 274.24
 Debt Service 13.80
 Total Tax Levy 614.17
 Municipal Expenditures 806.04

PER CENT:
 Gross Debt 19.73
 Net Debt 1.29
 Tax Levy Collected 78.52
 Tax Levy Cancelled, Abated or Adjusted

EXPENDITURES		REVENUES-REALIZED		1992 PROPERTY TAX	
GENERAL GOVERNMENT		REVENUES-REALIZED		STATE EQUALIZED TAX RATE	
Governing Body & Public Boards		1992 Property Taxes Collected	736,722.29	Local District School Taxes	1.43 375,325.00
Municipal Clerk		1992 Payments in Lieu of Taxes		Regional & Consolidated School Tax	.59 196,847.44
Financial Administration	65,664.00	Delinquent Tax & Lien Collections	142,168.06	School Taxes in Municipal Budget	
Assessment of Taxes	3,800.00	Business Personalty Replacement Taxes	5,739.52	County Taxes	.79 263,394.94
Collection of Taxes	19,817.92	Taxes from Public Utilities	79,331.00	County Library Taxes	.03 8,580.79
Planning, Housing & Development	6,191.00	Other Miscellaneous Tax Revenues		Local Municipal Purpose Taxes	.27 88,922.04
Human Resources	19,526.00	State Aid Revenues	579,118.17	Veteran & Senior Citizen Taxes	
Elections	4,000.00	Federal Aid Revenues		Total Taxes for Rate Computation	2.81 947,370.21
General Administration (other)	228,083.04	State and Local Fiscal Assistance Act Utilized		Special District Taxes	
JUDICIARY		Sale of Acquired Property		Bank Corp. Taxes	
Municipal Courts	19,987.59	Other Miscellaneous Revenues	113,016.41	Added and Omitted Taxes	4,145.66
PUBLIC SAFETY		Total	1,656,095.45	Total Taxes Levied - ABSTRACT	937,215.87
Fire Protection	16,699.30	Prior Years Surplus Appropriated	235,407.27	Total Taxes Billed	937,515.96
Police Protection	204,329.49	REVENUES TOTAL	1,891,502.72	1992 TAXES COLLECTED	736,722.29
Civil Defense & Disaster Control	1,400.00	Reserve For Uncollected Taxes	212,742.95	1992 Taxes Cancelled, Abated or Adjusted	30.54
Environmental Inspection & Control		CAPITAL OUTLAY TOTAL	61,350.55	Transfer to Tax Title Liens or Foreclosed	22,659.06
Other Public Safety		Public Enterprises		Balance Outstanding Dec. 31, 1992	178,104.07
PUBLIC WORKS		Recreation-Culture		PRIOR YEARS TAXES OUTSTANDING	
Streets and Drainage	27,875.00	Public Works	47,146.95	Balance January 1, 1992	164,982.84
Sewers and Sewage Processing		Buildings and Grounds	14,203.60	Collected in 1992	140,004.60
Garbage and Trash Disposal	104,894.05	Library and Education		Cancelled, Abated or Adjusted 1992	3,481.42
Public Buildings and Grounds	166,530.00	Conservation		Transfers to Tax Title Liens or Foreclosed	2,785.42
Other Public Works	17,229.40	All Other		Balance December 31, 1992	18,711.40
HEALTH and WELFARE		CAPITAL DEBT AUTHORIZED, DECEMBER 31, 1992		TAX TITLE LIENS OUTSTANDING	
Health Services Except Environmental	1.00	ISSUED AND UNISSUED		Balance January 1, 1992	36,639.94
Welfare-Public Assistance	2,060.00	School	6,771	Transfer From Taxes	26,041.84
Hospital, Clinics, First Aid		Self-Liquidating		Redeemed in 1992	2,163.46
Animal, Insect, & Rodent Control	1,200.00	Other	6,425,404	Cancelled, Abated or Adjusted (1992)	
Other Welfare Services		Total	6,432,176	Transfers to Foreclosed Property	6,650.88
RECREATION and CONSERVATION		ISSUED AND OUTSTANDING		Balance December 31, 1992	53,867.44
Beaches and Boardwalks		School	6,771.30	PROPERTY ACQUIRED BY DEED OR FORECLOSURE	
Parks, Playgrounds, Shade Trees		Self-Liquidating		Balance January 1, 1992	633,903.79
Land Reclamation & Conservation		Other	263,819.46	Transfers From Taxes or Liens	6,650.88
Other Recreational Services	17,550.00	Total	270,590.76	Sole for Cash (1992)	
EDUCATION (excluding schools)		EQUALIZED VALUATION BASIS		Cancelled, Abated or Adjusted (1992)	6,650.88
Libraries		FOR NET DEBT COMPUTATION	32,525,422	Balance December 31, 1992	633,903.79
Other Educational Services		REAL PROPERTY VALUATIONS		CURRENT FINANCES DECEMBER 31, 1992	
STATUTORY EXPENDITURES		Code Class # of Parcels % VAL'N		ASSETS	
Pensions & F. I. C. A.	42,600.00	1 Vacant Land 414 12.80	1,979,650.00	Cash Dec. 31, 1992	924,909.39
Employee Fringe Benefits		2 Residential 400 80.34	12,425,445.00	Taxes Receivable	196,815.47
Other Statutory Expenditures	2,000.00	3 Farm		Tox Title Liens	53,867.44
CETA And Other Public Employment Programs		4a Commercial 18 4.86	751,654.00	Foreclosed Property	633,903.79
MUNICIPAL FUNCTIONS TOTAL	971,437.79	4b Industrial 3 1.44	222,340.00	Emergencies & Other Deferred Charges	40,870.29
CAPITAL IMPROVEMENTS *MEMO*	6,000.00	4c Apartments 2 .56	86,800.00	State and Federal Aid Receivable	
DEBT SERVICE		Total 837	15,465,889.00	Other Receivables	15,732.47
Principal Payments	11,220.00	Land Area 1.72 Sq. Miles		Total	1,866,098.85
Interest Payments	17,465.65	Net Valuation Taxable-Municipal	15,605,581	LIABILITIES, RESERVES, AND SURPLUS	
DEFERRED CHARGES	17,142.61	Net Valuation Taxable-County	32,758,915	Cash Liabilities	390,446.91
SCHOOL, COUNTY, SPECIAL DISTRICT TAXES	844,148.17	State Equalized Valuation	33,151,195	Reserves for Receivables	900,319.17
RESERVE FOR UNCOLLECTED TAXES	212,742.95	State Equalization Ratio	46.85	Surplus Dec. 31, 1992	575,332.77
EXPENDITURES TOTAL	2,074,158.17			Total	1,866,098.85

1406

Population 1980 1,433
 Population 1990 1,214
 S & P Rating
 Moody Rating 3AA1

General Tax Rate Per \$100. 2.78
 State Equalized Tax Rate 2.10

CHESTER BOROUGH - MORRIS COUNTY

Form of Government:
 Borough Council

Number of Members on Governing Body - 6

PER CAPITA:

Gross Debt 2,406.41
 Net Debt 1,796.75
 Debt Service 130.61
 Total Tax Levy 3,246.32
 Municipal Expenditures 1,507.57

PER CENT:

Gross Debt 1.56
 Net Debt 1.17
 Tax Levy Collected 92.81
 Tax Levy Cancelled, Abated or Adjusted 1.39

EXPENDITURES		REVENUES-REALIZED		1992 PROPERTY TAX	
GENERAL GOVERNMENT		REVENUES-REALIZED		STATE EQUALIZED TAX RATE	
Governing Body & Public Boards		1992 Property Taxes Collected	3,666,424.51	Local District School Taxes	.78
Municipal Clerk		1992 Payments in Lieu of Taxes		Regional & Consolidated School Tax	.45
Financial Administration	51,917.00	Delinquent Tax & Lien Collections	201,186.40	School Taxes in Municipal Budget	
Assessment of Taxes	25,883.00	Business Personality Replacement Taxes	34,837.56	County Taxes	.30
Collection of Taxes	29,550.00	Taxes from Public Utilities	110,916.00	County Library Taxes	
Planning, Housing & Development	19,003.00	Other Miscellaneous Tax Revenues		Local Municipal Purpose Taxes	.56
Human Resources	46,559.30	State Aid Revenues	84,269.37	Veteran & Senior Citizen Taxes	
Elections		Federal Aid Revenues		Total Taxes for Rate Computation	2.09
General Administration (other)	219,672.56	State and Local Fiscal Assistance Act Utilized		Special District Taxes	
JUDICIARY		Sale of Acquired Property		Bank Corp. Taxes	
Municipal Courts	43,141.25	Other Miscellaneous Revenues	447,998.06	Added and Omitted Taxes	10,970.33
PUBLIC SAFETY		Total	4,545,532.00	Total Taxes Levied - ABSTRACT	3,941,034.54
Fire Protection	31,224.80	Prior Years Surplus Appropriated	190,000.00	Total Taxes Billed	3,950,611.53
Police Protection	386,083.11	REVENUES TOTAL	4,735,532.00	1992 TAXES COLLECTED	3,666,424.61
Civil Defense & Disaster Control		Reserve For Uncollected Taxes	278,781.27	1992 Taxes Cancelled, Abated or Adjusted	55,013.09
Environmental Inspection & Control	28,390.00	CAPITAL OUTLAY TOTAL		Transfer to Tax Title Liens or Foreclosed	4,309.00
Other Public Safety			79,184.77	Balance Outstanding Dec. 31, 1992	224,864.84
PUBLIC WORKS		CAPITAL DEBT AUTHORIZED, DECEMBER 31, 1992		PRIOR YEARS TAXES OUTSTANDING	
Streets and Drainage	117,635.00	Public Enterprises		Balance January 1, 1992	205,262.23
Sewers and Sewage Processing		Recreation-Culture	664.10	Collected in 1992	201,123.51
Garbage and Trash Disposal	34,132.34	Public Works	50,104.72	Cancelled, Abated or Adjusted 1992	
Public Buildings and Grounds	21,990.00	Buildings and Grounds	28,415.95	Transfers to Tax Title Liens or Foreclosed	4,138.72
Other Public Works		Library and Education		Balance December 31, 1992	
HEALTH and WELFARE		Conservation		TAX TITLE LIENS OUTSTANDING	
Health Services Except Environmental	31,427.51	All Other		Balance January 1, 1992	
Welfare-Public Assistance	1,400.00	ISSUED AND UNISSUED		Transfer From Taxes	9,103.97
Hospital, Clinics, First Aid		School	740,134	Redeemed in 1992	62.89
Animal, Insect, & Rodent Control		Self-Liquidating		Cancelled, Abated or Adjusted (1992)	
Other Welfare Services		Other	2,181,250	Transfers to Foreclosed Property	
RECREATION and CONSERVATION		Total	2,921,384	Balance December 31, 1992	9,041.08
Beaches and Boardwalks		ISSUED AND OUTSTANDING		PROPERTY ACQUIRED BY DEED OR FORECLOSURE	
Parks, Playgrounds, Shade Trees	17,334.00	School	740,134.80	Balance January 1, 1992	
Land Reclamation & Conservation	2,302.37	Self-Liquidating		Transfers From Taxes or Liens	
Other Recreational Services	7,955.65	Other	1,613,000.00	Sale for Cash (1992)	
EDUCATION (excluding schools)		Total	2,353,134.80	Cancelled, Abated or Adjusted (1992)	
Libraries	62,398.00	EQUALIZED VALUATION BASIS FOR NET DEBT COMPUTATION		Balance December 31, 1992	
Other Educational Services		REAL PROPERTY VALUATIONS		CURRENT FINANCES DECEMBER 31, 1992	
STATUTORY EXPENDITURES		ASSESSED VALUATION		ASSETS	
Pensions & F. L. C. A.	75,737.25	Code	Class	# of Parcels	% VALN
Employee Fringe Benefits	95,191.48	1	Vacant Land	112	4.79
Other Statutory Expenditures		2	Residential	373	44.91
CETA And Other Public Employment Programs	1,346,842.62	3	Farm	18	.63
MUNICIPAL FUNCTIONS TOTAL		4a	Commercial	125	49.28
CAPITAL IMPROVEMENTS *MEMO*		4b	Industrial		
DEBT SERVICE		4c	Apartment	2	.38
Principal Payments	50,000.00	Total		630	
Interest Payments	103,565.94	Land Area	1.60	Sq. Miles	
DEFERRED CHARGES		Net Valuation Taxable-Municipal	141,713,712		
SCHOOL, COUNTY, SPECIAL DISTRICT TAXES	2,873,237.60	Net Valuation Taxable-County	189,193,346		
RESERVE FOR UNCOLLECTED TAXES	278,781.27	State Equalized Valuation	187,193,622		
EXPENDITURES TOTAL		State Equalization Ratio	75.56		
				LIABILITIES, RESERVES, AND SURPLUS	
				Cash Dec. 31, 1992	517,933.76
				Taxes Receivable	224,864.84
				Tax Title Liens	9,041.08
				Foreclosed Property	
				Emergencies & Other Deferred Charges	255.80
				State and Federal Aid Receivable	
				Other Receivables	10,618.41
				Total	762,713.89
				LIABILITIES, RESERVES, AND SURPLUS	
				Cash Liabilities	114,091.91
				Reserves for Receivables	244,524.33
				Surplus Dec. 31, 1992	404,097.65
				Total	762,713.89

1437

Population 1980 5,198
 Population 1990 5,958
 S & P Rating
 Moody Rating A1

General Tax Rate Per \$100. 3.59
 State Equalized Tax Rate 1.99

CHESTER TOWNSHIP - MORRIS COUNTY
 Form of Government:
Small Municipality Plan C (OMCL 50)
 Number of Members on Governing Body - 5

PER CAPITA:
 Gross Debt 1,324.64
 Net Debt 882.65
 Debt Service 79.16
 Total Tax Levy 2,207.28
 Municipal Expenditures 839.63

PER CENT:
 Gross Debt 1.19
 Net Debt .79
 Tax Levy Collected 95.60
 Tax Levy Cancelled, Abated or Adjusted 1.00

EXPENDITURES		REVENUES-REALIZED		1992 PROPERTY TAX	
GENERAL GOVERNMENT		REVENUES-REALIZED		STATE EQUALIZED TAX RATE	
Governing Body & Public Boards		1992 Property Taxes Collected	12,594,923.70	Local District School Taxes	.30 5,240,000.45
Municipal Clerk		1992 Payments in Lieu of Taxes	1,673.01	Regional & Consolidated School Tax	.47 3,068,622.16
Financial Administration	40,532.00	Delinquent Tax & Lien Collections	505,518.28	School Taxes in Municipal Budget	
Assessment of Taxes	168,300.00	Business Personalty Replacement Taxes	49,409.64	County Taxes	.29 1,924,233.29
Collection of Taxes	40,900.00	Taxes from Public Utilities	799,467.00	County Library Taxes	
Planning, Housing & Development	52,945.00	Other Miscellaneous Tax Revenues		Local Municipal Purpose Taxes	.43 2,781,645.16
Human Resources	53,418.00	State Aid Revenues	216,582.19	Veteran & Senior Citizen Taxes	19,100.00
Elections		Federal Aid Revenues		Total Taxes for Rate Computation	1.99 13,033,601.05
General Administration (other)	426,750.00	State and Local Fiscal Assistance Act Utilized		Special District Taxes	3,543.71
JUDICIARY		Sale of Acquired Property		Bank Corp. Taxes	
Municipal Courts	77,735.00	Other Miscellaneous Revenues	523,910.58	Added and Omitted Taxes	132,928.76
PUBLIC SAFETY		Total	14,690,384.40	Total Taxes Levied - ABSTRACT	13,150,973.52
Fire Protection	80,986.00	Prior Years Surplus Appropriated	385,000.00	Total Taxes Billed	13,174,183.78
Police Protection	1,008,216.69	REVENUES TOTAL	15,075,384.40	1992 TAXES COLLECTED	12,594,923.70
Civil Defense & Disaster Control	100.00	Reserve for Uncollected Taxes	795,000.00	1992 Taxes Cancelled, Abated or Adjusted	131,820.13
Environmental Inspection & Control	120,200.00	CAPITAL OUTLAY TOTAL	1,076,212.16	Transfer to Tax Title Liens or Foreclosed	3,339.57
Other Public Safety		Public Enterprises		Balance Outstanding Dec. 31, 1992	439,100.39
PUBLIC WORKS		Recreation-Culture	20,391.25	PRIOR YEARS TAXES OUTSTANDING	
Streets and Drainage	558,200.00	Public Works	1,055,820.91	Balance January 1, 1992	587,036.57
Sewers and Sewage Processing		Buildings and Grounds		Collected in 1992	498,981.86
Garbage and Trash Disposal	212,000.00	Library and Education		Cancelled, Abated or Adjusted 1992	
Public Buildings and Grounds	56,910.00	Conservation		Transfers to Tax Title Liens or Foreclosed	
Other Public Works		All Other		Balance December 31, 1992	88,054.71
HEALTH and WELFARE		CAPITAL DEBT AUTHORIZED, DECEMBER 31, 1992		TAX TITLE LIENS OUTSTANDING	
Health Services Except Environmental	47,980.00	ISSUED AND UNISSUED		Balance January 1, 1992	23,078.54
Welfare-Public Assistance	1,510.00	School	2,633,389	Transfer From Taxes	8,339.57
Hospital, Clinics, First Aid		Self-Liquidating		Redeemed in 1992	6,536.42
Animal, Insect, & Rodent Control		Other	5,258,841	Cancelled, Abated or Adjusted (1992)	
Other Welfare Services		Total	7,892,230	Transfers to Foreclosed Property	
RECREATION and CONSERVATION		ISSUED AND OUTSTANDING		Balance December 31, 1992	24,881.69
Beaches and Boardwalks		School	2,633,389.41	PROPERTY ACQUIRED BY DEED OR FORECLOSURE	
Parks, Playgrounds, Shade Trees	18,625.00	Self-Liquidating		Balance January 1, 1992	17,500.00
Land Reclamation & Conservation	4,298.91	Other	4,389,000.00	Transfers From Taxes or Liens	
Other Recreational Services	10,100.00	Total	7,022,389.41	Sale for Cash (1992)	
EDUCATION (excluding schools)		EQUALIZED VALUATION BASIS FOR NET DEBT COMPUTATION	665,632,701	Cancelled, Abated or Adjusted (1992)	
Libraries	227,643.00	REAL PROPERTY VALUATIONS		Balance December 31, 1992	17,500.00
Other Educational Services		Code Class # of Parcels % VAL'N ASSESSED VALUATION		CURRENT FINANCES DECEMBER 31, 1992	
STATUTORY EXPENDITURES		1 Vacant Land 357 5.69 20,603,700.00		ASSETS	
Pensions & F.L.C. A.	305,181.40	2 Residential 1778 82.54 299,045,500.00		Cash Dec. 31, 1992	1,373,616.04
Employee Fringe Benefits	204,350.00	3 Farm 213 5.91 21,403,700.00		Taxes Receivable	527,155.09
Other Statutory Expenditures		4a Commercial 101 4.70 17,010,900.00		Tax Title Liens	24,881.69
CETA And Other Public Employment Programs		4b Industrial 8 1.05 3,801,300.00		Foreclosed Property	17,500.00
MUNICIPAL FUNCTIONS TOTAL	3,716,931.00	4c Apartments 2457 361,865,100.00		Emergencies & Other Deferred Charges	136,000.00
CAPITAL IMPROVEMENTS *MEMO*	30,000.00	Total 2457 361,865,100.00		State and Federal Aid Receivable	11,436.00
DEBT SERVICE		Land Area 29.90 Sq. Miles		Other Receivables	24,108.51
Principal Payments	200,000.00	Net Valuation Taxable-Municipal	363,167,446	Total	2,114,697.33
Interest Payments	271,653.52	Net Valuation Taxable-County	661,121,580	LIABILITIES, RESERVES, AND SURPLUS	
DEFERRED CHARGES	13,000.00	State Equalized Valuation	653,429,035	Cash Liabilities	584,374.34
SCHOOL, COUNTY, SPECIAL DISTRICT TAXES	10,236,399.60	State Equalization Ratio	55.49	Reserves for Receivables	593,645.29
RESERVE FOR UNCOLLECTED TAXES	795,000.00			Surplus Dec. 31, 1992	936,677.70
EXPENDITURES TOTAL	15,232,984.12			Total	2,114,697.33

0337

Population 1980 3,857
 Population 1990 5,152
 S & P Rating
 Moody Rating

General Tax Rate Per \$100. 1.39
 State Equalized Tax Rate 2.03

CHESTERFIELD TWP. - BURLINGTON CO.

Form of Government:
 Township Committee

Number of Members on Governing Body - 3

PER CAPITA: Gross Debt 508.45 PER CENT: Gross Debt 1.54
 Net Debt 507.38 Net Debt 1.54
 Debt Service 50.28 Tax Levy Collected 94.59
 Total Tax Levy 691.52 Tax Levy Cancelled, Abated or Adjusted
 Municipal Expenditures 327.32

EXPENDITURES	REVENUES-REALIZED	1992 PROPERTY TAX
GENERAL GOVERNMENT		STATE EQUALIZED TAX RATE
Governing Body & Public Boards	1992 Property Taxes Collected 3,352,081.12	Local District School Taxes .88 1,476,611.00
Municipal Clerk	1992 Payments in Lieu of Taxes	Regional & Consolidated School Tax .58 975,758.94
Financial Administration 43,140.00	Delinquent Tax & Lien Collections 151,582.10	School Taxes in Municipal Budget
Assessment of Taxes 25,850.00	Business Personality Replacement Taxes 35,731.98	County Taxes .56 941,327.48
Collection of Taxes 22,950.00	Taxes from Public Utilities 287,173.00	County Library Taxes .03 58,077.33
Planning, Housing & Development 46,750.00	Other Miscellaneous Tax Revenues	Local Municipal Purpose Taxes
Human Resources 11,460.13	State Aid Revenues 309,356.13	Veteran & Senior Citizen Taxes 21,800.00
Elections	Federal Aid Revenues	Total Taxes for Rate Computation 2.05 3,473,574.75
General Administration (other) 203,000.00	State and Local Fiscal Assistance Act Utilized	Special District Taxes 100,275.00
JUDICIARY	Sale of Acquired Property	Bank Corp. Taxes
Municipal Courts 58,850.00	Other Miscellaneous Revenues	Added and Omitted Taxes 10,645.97
PUBLIC SAFETY	Total 4,450,129.45	Total Taxes Levied - ABSTRACT 3,562,695.72
Fire Protection 200.00	Prior Years Surplus Appropriated 681,300.00	Total Taxes Billed 3,563,800.56
Police Protection 75,000.00	REVENUES TOTAL 5,131,429.45	1992 TAXES COLLECTED 3,352,081.12
Civil Defense & Disaster Control 3,000.00	Reserve For Uncollected Taxes 303,000.00	1992 Taxes Cancelled, Abated or Adjusted
Environmental Inspection & Control 28,560.00	CAPITAL OUTLAY TOTAL 37,237.50	Transfer to Tax Title Liens or Foreclosed 1,684.58
Other Public Safety	Public Enterprises	Balance Outstanding Dec. 31, 1992 220,291.12
PUBLIC WORKS	Recreation—Culture	PRIOR YEARS TAXES OUTSTANDING
Streets and Drainage 319,700.00	Public Works 12,237.50	Balance January 1, 1992 280,571.55
Sewers and Sewage Processing	Buildings and Grounds 25,000.00	Collected in 1992 151,582.10
Garbage and Trash Disposal	Library and Education	Cancelled, Abated or Adjusted 1992 4,261.15
Public Buildings and Grounds 32,400.00	Conservation	Transfers to Tax Title Liens or Foreclosed 1,015.65
Other Public Works 25,000.00	All Other	Balance December 31, 1992 123,712.65
HEALTH and WELFARE	CAPITAL DEBT AUTHORIZED, DECEMBER 31, 1992	TAX TITLE LIENS OUTSTANDING
Health Services Except Environmental	ISSUED AND UNISSUED GROSS DEBT NET DEBT	Balance January 1, 1992 1,167.71
Welfare—Public Assistance 21,300.00	School 5,518	Transfer From Taxes 2,821.98
Hospital, Clinics, First Aid	Self-Liquidating	Redeemed in 1992
Animal, Insect, & Rodent Control	Other 2,614,000	Cancelled, Abated or Adjusted (1992)
Other Welfare Services	Total 2,619,518	Transfers to Foreclosed Property
RECREATION and CONSERVATION	ISSUED AND OUTSTANDING	Balance December 31, 1992 3,989.69
Beaches and Boardwalks	School 5,518.89	PROPERTY ACQUIRED BY DEED OR FORECLOSURE
Parks, Playgrounds, Shade Trees 19,500.00	Self-Liquidating	Balance January 1, 1992 7,800.00
Land Reclamation & Conservation 2,600.00	Other 2,500,000.00	Transfers From Taxes or Liens
Other Recreational Services 76,500.00	Total 2,505,518.89	Sale for Cash (1992)
EDUCATION (excluding schools)	EQUALIZED VALUATION BASIS FOR NET DEBT COMPUTATION 169,626,553	Cancelled, Abated or Adjusted (1992)
Libraries	REAL PROPERTY VALUATIONS	Balance December 31, 1992 7,800.00
Other Educational Services 23,274.25	Code Class # of Parcels % VALN ASSESSED VALUATION	CURRENT FINANCES DECEMBER 31, 1992
STATUTORY EXPENDITURES	1 Vacant Land 78 3.00 5,405,300.00	ASSETS
Pensions & F. I. C. A. 37,550.00	2 Residential 658 65.63 118,307,400.00	Cash Dec. 31, 1992 1,161,598.46
Employee Fringe Benefits 30,500.00	3 Farm 430 23.08 41,607,500.00	Taxes Receivable 344,003.77
Other Statutory Expenditures	4a Commercial 69 8.29 14,941,200.00	Tax Title Liens 3,989.69
CETA And Other Public Employment Programs	4b Industrial	Foreclosed Property 7,800.00
MUNICIPAL FUNCTIONS TOTAL 1,114,334.38	4c Apartments	Emergencies & Other Deferred Charges 20,000.00
CAPITAL IMPROVEMENTS *MEMO* 25,000.00	Total 1235 180,261,400.00	State and Federal Aid Receivable 145,368.13
DEBT SERVICE	Land Area 21.81 Sq. Miles	Other Receivables 108,904.87
Principal Payments 90,000.00	Net Valuation Taxable—Municipal 181,365,144	Total 1,791,664.92
Interest Payments 169,034.21	Net Valuation Taxable—County 173,470,949	LIABILITIES, RESERVES, AND SURPLUS
DEFERRED CHARGES 10,000.00	State Equalized Valuation 168,648,497	Cash Liabilities 841,039.67
SCHOOL, COUNTY, SPECIAL DISTRICT TAXES 3,552,049.75	State Equalization Ratio 107.59	Reserves for Receivables 464,698.33
RESERVE FOR UNCOLLECTED TAXES 303,000.00		Surplus Dec. 31, 1992 485,926.92
EXPENDITURES TOTAL 5,238,418.34		Total 1,791,664.92

0308

Population 1980 16,072
Population 1990 14,583
S & P Rating
Moody Rating AAA

General Tax Rate Per \$100. 2.07
State Equalized Tax Rate 1.96

CINNAMINSON TWP. - BURLINGTON CO.

Form of Government:

Township Committee

Number of Members on Governing Body - 5

PER CAPITA:

Gross Debt 395.22
Net Debt 256.02
Debt Service 35.03
Total Tax Levy 1,314.94
Municipal Expenditures 437.32

PER CENT:

Gross Debt .65
Net Debt .42
Tax Levy Collected 96.23
Tax Levy Cancelled, Abated or Adjusted .53

Table with columns: EXPENDITURES, REVENUES-REALIZED, CAPITAL OUTLAY, CAPITAL DEBT AUTHORIZED, ISSUED AND UNISSUED, ISSUED AND OUTSTANDING, EQUALIZED VALUATION BASIS, REAL PROPERTY VALUATIONS, ASSESSED VALUATION, 1992 PROPERTY TAX, PRIOR YEARS TAXES OUTSTANDING, CURRENT FINANCES DECEMBER 31, 1992, ASSETS, LIABILITIES, RESERVES, AND SURPLUS.

2002

Population 1980 16,699
 Population 1990 14,629
 S & P Rating
 Moody Rating A1

General Tax Rate Per \$100. 3.51
 State Equalized Tax Rate 2.10

CLARK TOWNSHIP - UNION COUNTY
 Form of Government:
 Mayor-Council Plan F (OMCL 50)
 Number of Members on Governing Body - 7

PER CAPITA:
 Gross Debt 704.34
 Net Debt 684.90
 Debt Service 51.05
 Total Tax Levy 1,685.12
 Municipal Expenditures 708.02

PER CENT:
 Gross Debt .87
 Net Debt .84
 Tax Levy Collected 96.90
 Tax Levy Cancelled, Abated or Adjusted .82

EXPENDITURES		REVENUES-REALIZED		1992 PROPERTY TAX	
				STATE EQUALIZED TAX RATE	
GENERAL GOVERNMENT					
Governing Body & Public Boards	66,740.00	1992 Property Taxes Collected	23,904,668.89	Local District School Taxes	8,503,813.00
Municipal Clerk	89,078.00	1992 Payments in Lieu of Taxes		Regional & Consolidated School Tax	5,993,863.09
Financial Administration	106,089.00	Delinquent Tax & Lien Collections	359,389.16	School Taxes in Municipal Budget	
Assessment of Taxes	97,228.00	Business Personalty Replacement Taxes	560,244.08	County Taxes	4,865,917.73
Collection of Taxes	35,367.00	Taxes from Public Utilities	1,026,410.00	County Library Taxes	
Planning, Housing & Development	9,834.00	Other Miscellaneous Tax Revenues		Local Municipal Purpose Taxes	5,266,842.10
Human Resources	133,394.38	State Aid Revenues	737,300.51	Veteran & Senior Citizen Taxes	192,750.00
Elections	8,845.00	Federal Aid Revenues		Total Taxes for Rate Computation	24,823,185.92
General Administration (other)	396,505.00	State and Local Fiscal Assistance Act Utilized		Special District Taxes	
JUDICIARY		Sale of Acquired Property		Bank Corp. Taxes	
Municipal Courts	157,733.46	Other Miscellaneous Revenues	1,896,039.05	Added and Omitted Taxes	21,178.82
PUBLIC SAFETY		Total	28,484,051.69	Total Taxes Levied - ABSTRACT	24,651,614.74
Fire Protection	335,785.80	Prior Years Surplus Appropriated	979,000.00	Total Taxes Billed	24,670,248.38
Police Protection	2,426,647.05	REVENUES TOTAL	29,463,051.69	1992 TAXES COLLECTED	23,904,668.89
Civil Defense & Disaster Control	10,210.00	Reserve For Uncollected Taxes	573,000.00	1992 Taxes Cancelled, Abated or Adjusted	201,764.17
Environmental Inspection & Control	125,328.00	CAPITAL OUTLAY TOTAL	1,498,559.33	Transfer to Tax Title Liens or Foreclosed	7,609.68
Other Public Safety				Balance Outstanding Dec. 31, 1992	556,205.64
PUBLIC WORKS				PRIOR YEARS TAXES OUTSTANDING	
Streets and Drainage	848,937.00	Public Enterprises		Balance January 1, 1992	360,404.96
Sewers and Sewage Processing	1,945,817.00	Recreation-Culture		Collected in 1992	359,389.16
Garbage and Trash Disposal		Public Works	137,146.25	Cancelled, Abated or Adjusted 1992	
Public Buildings and Grounds	233,633.00	Buildings and Grounds	1,361,412.08	Transfers to Tax Title Liens or Foreclosed	10.23
Other Public Works	2,260.00	Library and Education		Balance December 31, 1992	1,005.57
HEALTH and WELFARE		Conservation		TAX TITLE LIENS OUTSTANDING	
Health Services Except Environmental	80,324.00	All Other		Balance January 1, 1992	38,046.85
Welfare-Public Assistance	7,023.00	CAPITAL DEBT AUTHORIZED, DECEMBER 31, 1992		Transfer From Taxes	7,650.61
Hospital, Clinics, First Aid		ISSUED AND UNISSUED		Redeemed in 1992	
Animal, Insect, & Rodent Control	10,000.00	School	233,865	Cancelled, Abated or Adjusted (1992)	
Other Welfare Services		Self-Liquidating		Transfers to Foreclosed Property	
RECREATION and CONSERVATION		Other	10,069,980	Balance December 31, 1992	45,697.46
Beaches and Boardwalks		Total	10,303,845	PROPERTY ACQUIRED BY DEED OR FORECLOSURE	
Parks, Playgrounds, Shade Trees	55,237.00	ISSUED AND OUTSTANDING		Balance January 1, 1992	35,575.00
Land Reclamation & Conservation		School		Transfers From Taxes or Liens	
Other Recreational Services	30,475.00	Self-Liquidating		Sale for Cash (1992)	
EDUCATION (excluding schools)		Other		Cancelled, Abated or Adjusted (1992)	
Libraries	398,395.00	Total	8,523,000.00	Balance December 31, 1992	35,575.00
Other Educational Services		EQUALIZED VALUATION BASIS		CURRENT FINANCES DECEMBER 31, 1992	
STATUTORY EXPENDITURES		FOR NET DEBT COMPUTATION	1,199,423,838	ASSETS	
Pensions & F. L. C. A.	551,116.00	REAL PROPERTY VALUATIONS		Cash Dec. 31, 1992	1,580,752.24
Employee Fringe Benefits	796,500.00	Code Class # of Parcels % VAL'N		Taxes Receivable	557,211.21
Other Statutory Expenditures		1 Vacant Land 103 .55	3,873,300.00	Tax Title Liens	45,697.46
CETA And Other Public Employment Programs		2 Residential 4735 77.51	543,192,800.00	Foreclosed Property	35,575.00
MUNICIPAL FUNCTIONS TOTAL	8,938,501.69	3 Farm 3 .02	121,500.00	Emergencies & Other Deferred Charges	180,000.00
CAPITAL IMPROVEMENTS *ME40*	121,000.00	4a Commercial 202 12.63	88,528,800.00	State and Federal Aid Receivable	12,189.18
DEBT SERVICE		4b Industrial 25 6.58	46,123,200.00	Other Receivables	49,274.84
Principal Payments	450,000.00	4c Apartments 6 2.71	18,983,000.00	Total	2,460,699.93
Interest Payments	296,741.15	Total 5074	700,822,600.00	LIABILITIES, RESERVES, AND SURPLUS	
DEFERRED CHARGES	99,375.00	Land Area 4.53 Sq. Miles		Cash Liabilities	1,221,115.39
SCHOOL COUNTY, SPECIAL DISTRICT TAXES	19,363,593.82	Net Valuation Taxable-Municipal	702,252,694	Reserves for Receivables	687,758.51
RESERVE FOR UNCOLLECTED TAXES	573,000.00	Net Valuation Taxable-County	1,154,287,199	Surplus Dec. 31, 1992	551,826.03
EXPENDITURES TOTAL	29,721,211.66	State Equalized Valuation	1,171,027,224	Total	2,460,699.93
		State Equalization Ratio	59.92		

0301

Population 1980 6,013
 Population 1990 6,155
 S & P Rating
 Moody Rating BAA

General Tax Rate Per \$100. 3.81
 State Equalized Tax Rate 2.36

CLAYTON BOROUGH - GLOUCESTER CO.
 Form of Government:
 Borough Council
 Number of Members on Governing Body - 6

PER CAPITA:
 Gross Debt 1,266.65
 Net Debt 163.33
 Debt Service 23.77
 Total Tax Levy 735.24
 Municipal Expenditures 499.44

PER CENT:
 Gross Debt 4.56
 Net Debt .59
 Tax Levy Collected 90.66
 Tax Levy Cancelled, Abated or Adjusted .02

EXPENDITURES		REVENUES-REALIZED		1992 PROPERTY TAX	
GENERAL GOVERNMENT		REVENUES-REALIZED		STATE EQUALIZED TAX RATE	
Governing Body & Public Boards	10,930.18	1992 Property Taxes Collected	4,109,039.09	Local District School Taxes	1.07 1,979,254.00
Municipal Clerk	16,360.24	1992 Payments in Lieu of Taxes		Regional & Consolidated School Tax	
Financial Administration	97,691.21	Delinquent Tax & Lien Collections	316,761.18	School Taxes in Municipal Budget	
Assessment of Taxes	18,684.83	Business Personalty Replacement Taxes	45,143.36	County Taxes	.62 1,136,580.98
Collection of Taxes	35,811.65	Taxes from Public Utilities	333,399.57	County Library Taxes	.03 47,502.11
Planning, Housing & Development	9,840.00	Other Miscellaneous Tax Revenues		Local Municipal Purpose Taxes	.64 1,137,600.54
Human Resources	111,952.48	State Aid Revenues	370,240.33	Veteran & Senior Citizen Taxes	64,150.00
Elections	6,629.00	Federal Aid Revenues		Total Taxes for Rate Computation	2.36 4,615,087.63
General Administration (other)	480,927.03	State and Local Fiscal Assistance Act Utilized		Special District Taxes	
JUDICIARY		Sale of Acquired Property		Bank Corp. Taxes	
Municipal Courts	42,277.45	Other Miscellaneous Revenues	430,779.35	Added and Omitted Taxes	174,449.53
PUBLIC SAFETY		Total	5,605,367.88	Total Taxes Levied - ABSTRACT	4,525,387.16
Fire Protection	45,101.10	Prior Years Surplus Appropriated	485,870.23	Total Taxes Billed	4,532,403.73
Police Protection	714,513.16	REVENUES TOTAL	6,091,238.11	1992 TAXES COLLECTED	4,109,039.09
Civil Defense & Disaster Control	1,510.00	Reserve For Uncollected Taxes	363,373.57	1992 Taxes Cancelled, Abated or Adjusted	944.39
Environmental Inspection & Control	65,432.70	CAPITAL OUTLAY TOTAL	1,119,441.79	Transfer to Tax Title Liens or Foreclosed	
Other Public Safety		Public Enterprises	683,137.70	Balance Outstanding Dec. 31, 1992	422,419.75
PUBLIC WORKS		Recreation-Culture	136,281.91	PRIOR YEARS TAXES OUTSTANDING	
Streets and Drainage	252,658.88	Public Works	171,836.94	Balance January 1, 1992	327,267.72
Sewers and Sewage Processing		Buildings and Grounds	128,185.24	Collected in 1992	278,966.39
Garbage and Trash Disposal	332,107.00	Library and Education		Cancelled, Abated or Adjusted 1992	
Public Buildings and Grounds	18,407.00	Conservation		Transfers to Tax Title Liens or Foreclosed	15,453.60
Other Public Works	11,651.00	All Other		Balance December 31, 1992	32,847.73
HEALTH and WELFARE		CAPITAL DEBT AUTHORIZED, DECEMBER 31, 1992		TAX TITLE LIENS OUTSTANDING	
Health Services Except Environmental	4,095.00	ISSUED AND UNISSUED		Balance January 1, 1992	86,186.00
Welfare-Public Assistance	7,437.00	School	4,895,000	Transfer From Taxes	15,453.60
Hospital, Clinics, First Aid		Self-Liquidating	1,383,750	Redeemed in 1992	37,794.79
Animal, Insect, & Rodent Control	20.00	Other	1,017,485	Cancelled, Abated or Adjusted (1992)	2,945.34
Other Welfare Services		Total	7,796,235	Transfers to Foreclosed Property	
RECREATION and CONSERVATION		ISSUED AND OUTSTANDING		Balance December 31, 1992	60,399.47
Beaches and Boardwalks		School	4,895,000.00	PROPERTY ACQUIRED BY DEED OR FORECLOSURE	
Parks, Playgrounds, Shade Trees		Self-Liquidating		Balance January 1, 1992	301,604.50
Land Reclamation & Conservation	55,625.18	Other	1,017,485.00	Transfers From Taxes or Liens	
Other Recreational Services	31,559.91	Total	5,912,485.00	Sale for Cash (1992)	
EDUCATION (excluding schools)		EQUALIZED VALUATION BASIS		Cancelled, Abated or Adjusted (1992)	
Libraries		FOR NET DEBT COMPUTATION	170,835,624	Balance December 31, 1992	301,604.50
Other Educational Services	100.00	REAL PROPERTY VALUATIONS		CURRENT FINANCES DECEMBER 31, 1992	
STATUTORY EXPENDITURES		Code Class # of Parcels % VAL'N		ASSETS	
Pensions & F. L. C. A.	111,979.90	1 Vacant Land 526 5.18	5,862,100.00	Cash Dec. 31, 1992	1,100,925.65
Employee Fringe Benefits		2 Residential 1818 74.99	34,920,000.00	Taxes Receivable	455,267.48
Other Statutory Expenditures		3 Farm 53 1.19	1,341,700.00	Tax Title Liens	60,899.47
CETA And Other Public Employment Programs		4a Commercial 83 7.79	8,824,100.00	Foreclosed Property	301,604.50
MUNICIPAL FUNCTIONS TOTAL	2,482,350.90	4b Industrial 16 8.03	9,152,300.00	Emergencies & Other Deferred Charges	761.56
CAPITAL IMPROVEMENTS *MEMO*	40,000.00	4c Apartments 9 2.77	3,138,800.00	State and Federal Aid Receivable	1,059.78
DEBT SERVICE		Total 2504	113,239,000.00	Other Receivables	60,273.31
Principal Payments	91,440.00	Land Area 7.26 Sq. Miles		Total	1,980,791.75
Interest Payments	54,874.75	Net Valuation Taxable-Municipal	114,382,000	LIABILITIES, RESERVES, AND SURPLUS	
DEFERRED CHARGES	82,003.48	Net Valuation Taxable-County	132,344,563	Cash Liabilities	441,672.46
SCHOOL, COUNTY, SPECIAL DISTRICT TAXES	3,163,337.09	State Equalized Valuation	183,992,992	Reserves for Receivables	373,044.73
RESERVE FOR UNCOLLECTED TAXES	363,373.57	State Equalization Ratio	61.93	Surplus Dec. 31, 1992	661,074.53
EXPENDITURES TOTAL	6,237,379.79			Total	1,980,791.75

0411

Population 1980 5,764
 Population 1990 5,601
 S & P Rating BBB+
 Moody Rating BAA1

General Tax Rate Per \$100. 2.48
 State Equalized Tax Rate 2.50

CLEMENTON BOROUGH - CAMDEN CO.

Form of Government:

Borough Council

Number of Members on Governing Body - 6

PER CAPITA:

Gross Debt 1,190.20
 Net Debt 610.53
 Debt Service 53.75
 Total Tax Levy 801.74
 Municipal Expenditures 482.19

PER CENT:

Gross Debt 4.21
 Net Debt 2.16
 Tax Levy Collected 91.11
 Tax Levy Cancelled, Abated or Adjusted .47

EXPENDITURES		REVENUES-REALIZED		1992 PROPERTY TAX		
GENERAL GOVERNMENT		REVENUES-REALIZED		STATE EQUALIZED TAX RATE		
Governing Body & Public Boards		1992 Property Taxes Collected	4,094,175.00	Local District School Taxes	59	
Municipal Clerk		1992 Payments in Lieu of Taxes		Regional & Consolidated School Tax	41	
Financial Administration	66,404.90	Delinquent Tax & Lien Collections	254,575.32	School Taxes in Municipal Budget		
Assessment of Taxes	15,950.00	Business Personalty Replacement Taxes	37,522.36	County Taxes	71	
Collection of Taxes	32,700.00	Taxes from Public Utilities	203,160.00	County Library Taxes	02	
Planning, Housing & Development	13,125.00	Other Miscellaneous Tax Revenues		Local Municipal Purpose Taxes	77	
Human Resources	32,761.82	State Aid Revenues	334,319.72	Veteran & Senior Citizen Taxes		
Elections	4,000.00	Federal Aid Revenues		Total Taxes for Rate Computation	2.49	
General Administration (other)	284,900.00	State and Local Fiscal Assistance Act Utilized		Special District Taxes		
JUDICIARY		Sale of Acquired Property		Bank Corp. Taxes		
Municipal Courts	61,410.00	Other Miscellaneous Revenues	334,732.64	Added and Omitted Taxes	7,248.16	
PUBLIC SAFETY		Total	5,258,485.04	Total Taxes Levied - ABSTRACT	4,490,525.99	
Fire Protection	42,090.80	Prior Years Surplus Appropriated	295,000.00	Total Taxes Billed	4,493,725.07	
Police Protection	532,111.42	REVENUES TOTAL	5,553,485.04	1992 TAXES COLLECTED	4,094,175.00	
Civil Defense & Disaster Control	2,400.00	Reserve For Uncollected Taxes	422,068.88	1992 Taxes Cancelled, Abated or Adjusted	21,205.77	
Environmental Inspection & Control	23,650.00	CAPITAL OUTLAY TOTAL		Transfer to Tax Title Liens or Foreclosed	89,087.39	
Other Public Safety		Public Enterprises	62,172.09	Balance Outstanding Dec. 31, 1992	289,256.91	
PUBLIC WORKS		Recreation-Culture		PRIOR YEARS TAXES OUTSTANDING		
Streets and Drainage	152,949.00	Public Works	313,084.99	Balance January 1, 1992	248,688.25	
Sewers and Sewage Processing		Buildings and Grounds	228,436.41	Collected in 1992	232,280.03	
Garbage and Trash Disposal	370,000.00	Library and Education		Cancelled, Abated or Adjusted 1992		
Public Buildings and Grounds	31,400.00	Conservation		Transfers to Tax Title Liens or Foreclosed	3,916.36	
Other Public Works		All Other		Balance December 31, 1992	12,491.86	
HEALTH and WELFARE		CAPITAL DEBT AUTHORIZED, DECEMBER 31, 1992		TAX TITLE LIENS OUTSTANDING		
Health Services Except Environmental	4,400.00	ISSUED AND UNISSUED	GROSS DEBT	NET DEBT		
Welfare-Public Assistance	3,720.00	School	2,050,984			
Hospital, Clinics, First Aid		Self-Liquidating	1,302,139	289,226		
Animal, Insect, & Rodent Control		Other	3,313,205	3,130,355		
Other Welfare Services		Total	6,666,329	3,419,581		
RECREATION and CONSERVATION		ISSUED AND OUTSTANDING		PROPERTY ACQUIRED BY DEED OR FORECLOSURE		
Beaches and Boardwalks		School	2,050,984.53	Balance January 1, 1992	42,556.45	
Parks, Playgrounds, Shade Trees	2,100.00	Self-Liquidating	1,298,139.69	Transfers From Taxes or Liens	18,082.13	
Land Reclamation & Conservation	9,805.29	Other	3,312,850.00	Sale for Cash (1992)		
Other Recreational Services	1,000.00	Total	6,661,974.22	Cancelled, Abated or Adjusted (1992)	18,082.13	
EDUCATION (excluding schools)		EQUALIZED VALUATION BASIS		CURRENT FINANCES DECEMBER 31, 1992		
Libraries	10,588.00	FOR NET DEBT COMPUTATION		ASSETS		
Other Educational Services		REAL PROPERTY VALUATIONS		Cash Dec. 31, 1992		
STATUTORY EXPENDITURES		Code	Class	# of Parcels	% VALN	ASSESSED VALUATION
Pensions & F. L. C. A.	80,960.67	1	Vacant Land	370	3.03	5,454,500.00
Employee Fringe Benefits	183,550.00	2	Residential	1604	73.72	132,698,760.00
Other Statutory Expenditures		3	Farm	2	.05	39,400.00
CETA And Other Public Employment Programs		4a	Commercial	98	17.39	32,210,200.00
MUNICIPAL FUNCTIONS TOTAL		4b	Industrial			
Capital Improvements	1,961,976.90	4c	Apartments	6	5.31	9,562,400.00
Capital Improvements	1,000,000.00	Total		2080		180,015,260.00
Debt Service		Land Area	1.91	Sq. Miles		
Principal Payments	125,000.00	Net Valuation Taxable-Municipal				181,125,384
Interest Payments	176,058.75	Net Valuation Taxable-County				158,554,001
DEFERRED CHARGES		State Equalized Valuation				179,378,355
School, County, Special District Taxes	15,608.23	State Equalization Ratio				100.98
School, County, Special District Taxes	3,093,777.83	ASSETS		Cash Dec. 31, 1992		1,203,482.12
Reserve for Uncollected Taxes	422,068.88	LIABILITIES, RESERVES, AND SURPLUS		Taxes Receivable		301,748.77
EXPENDITURES TOTAL	5,794,500.59	Cash Liabilities		Tax Title Liens		443,687.04
		Reserves for Receivables		Foreclosed Property		42,556.45
		Surplus Dec. 31, 1992		Emergencies & Other Deferred Charges		38,221.01
		Total		State and Federal Aid Receivable		1,654.91
				Other Receivables		57,004.21
				Total		2,098,354.51

0236

Population 1980 21,464
 Population 1990 20,393
 S & P Rating
 Moody Rating

General Tax Rate Per \$100. 1.89
 State Equalized Tax Rate 1.63

CLIFFSIDE PARK BOROUGH - BERGEN CO.
 Form of Government:
 Borough Council
 Number of Members on Governing Body - 6

PER CAPITA:
 Gross Debt 163.45
 Net Debt 163.45
 Debt Service 98.22
 Total Tax Levy 1,193.92
 Municipal Expenditures 824.66

PER CENT:
 Gross Debt .22
 Net Debt .22
 Tax Levy Collected 96.11
 Tax Levy Cancelled, Abated or Adjusted .12

EXPENDITURES		REVENUES-REALIZED		1992 PROPERTY TAX	
GENERAL GOVERNMENT		REVENUES-REALIZED		STATE EQUALIZED TAX RATE ————	
Governing Body & Public Boards	1,000.00	1992 Property Taxes Collected	23,457,259.96	Local District School Taxes	79
Municipal Clerk		1992 Payments in Lieu of Taxes		Regional & Consolidated School Tax	11,820,936.50
Financial Administration	45,000.00	Delinquent Tax & Lien Collections	774,898.39	School Taxes in Municipal Budget	
Assessment of Taxes	63,000.00	Business Personalty Replacement Taxes	150,926.92	County Taxes	.26
Collection of Taxes	199,000.00	Taxes from Public Utilities	613,806.00	County Library Taxes	
Planning, Housing & Development	68,000.00	Other Miscellaneous Tax Revenues		Local Municipal Purpose Taxes	.58
Human Resources	222,349.00	State Aid Revenues	4,744,129.80	Veteran & Senior Citizen Taxes	
Elections		Federal Aid Revenues		Total Taxes for Rate Computation	1.63
General Administration (other)	1,268,626.00	Stote and Local Fiscal Assistance Act Utilized		Special District Taxes	
JUDICIARY		Sale of Acquired Property		Bank Corp. Taxes	
Municipal Courts	133,503.41	Other Miscellaneous Revenues	1,219,517.50	Added and Omitted Taxes	63,448.20
PUBLIC SAFETY		Total	30,960,638.57	Total Taxes Levied - ABSTRACT	24,347,569.44
Fire Protection	1,098,117.00	Prior Years Surplus Appropriated	1,750,000.00	Total Taxes Billed	24,406,776.72
Police Protection	2,369,695.07	REVENUES TOTAL	32,710,638.57	1992 TAXES COLLECTED	23,457,259.96
Civil Defense & Disaster Control	7,500.00	Reserve For Uncollected Taxes	1,951,891.00	1992 Taxes Cancelled, Abated or Adjusted	28,665.56
Environmental Inspection & Control	124,900.00	CAPITAL OUTLAY TOTAL		Transfer to Tax Title Liens or Foreclosed	3,635.45
Other Public Safety			867,687.39	Balance Outstanding Dec. 31, 1992	917,215.75
PUBLIC WORKS		CAPITAL OUTLAY TOTAL		PRIOR YEARS TAXES OUTSTANDING	
Streets and Drainage	700,200.00	Public Enterprises		Balance January 1, 1992	741,804.16
Sewers and Sewage Processing	1,796,950.00	Recreation—Culture		Collected in 1992	741,344.56
Garbage and Trash Disposal	1,594,829.00	Public Works		Cancelled, Abated or Adjusted 1992	
Public Buildings and Grounds	141,000.00	Buildings and Grounds	867,687.39	Transfers to Tax Title Liens or Foreclosed	459.60
Other Public Works	78,709.00	Library and Education		Balance December 31, 1992	
HEALTH and WELFARE		Conservation		TAX TITLE LIENS OUTSTANDING	
Health Services Except Environmental	113,125.00	All Other		Balance January 1, 1992	35,257.05
Welfare-Public Assistance	21,151.00	CAPITAL DEBT AUTHORIZED, DECEMBER 31, 1992		Transfer From Taxes	4,267.89
Hospital, Clinics, First Aid		ISSUED AND UNISSUED	GROSS DEBT	Redeemed in 1992	33,553.83
Animal, Insect, & Rodent Control		School		Cancelled, Abated or Adjusted (1992)	
Other Welfare Services		Self-Liquidating		Transfers to Foreclosed Property	
RECREATION and CONSERVATION		Other	3,333,200	Balance December 31, 1992	5,971.11
Beaches and Boardwalks		Total	3,333,200	PROPERTY ACQUIRED BY DEED OR FORECLOSURE	
Parks, Playgrounds, Shade Trees	126,000.00	ISSUED AND OUTSTANDING		Balance January 1, 1992	31,661.78
Land Reclamation & Conservation	78,352.32	School		Transfers From Taxes or Liens	
Other Recreational Services	119,150.00	Self-Liquidating		Sale for Cash (1992)	
EDUCATION (excluding schools)		Other	3,333,200.00	Cancelled, Abated or Adjusted (1992)	
Libraries	508,337.00	Total	3,333,200.00	Balance December 31, 1992	31,661.78
Other Educational Services		EQUALIZED VALUATION BASIS		CURRENT FINANCES DECEMBER 31, 1992	
STATUTORY EXPENDITURES		FOR NET DEBT COMPUTATION		ASSETS	
Pensions & F. L. C. A.	315,197.58	REAL PROPERTY VALUATIONS		Cash Dec. 31, 1992	6,995,667.79
Employee Fringe Benefits	1,425,837.00	Code	Class	# of Parcels	% VAL'N
Other Statutory Expenditures		1	Vacant Land	129	1.15
CETA And Other Public Employment Programs		2	Residential	6054	79.31
MUNICIPAL FUNCTIONS TOTAL		3	Farm		
CAPITAL IMPROVEMENTS *MEMO*		4a	Commercial	237	8.69
DEBT SERVICE		4b	Industrial	15	.79
Principal Payments	1,706,840.00	4c	Apartment	138	10.05
Interest Payments	295,212.85	Total		6573	
DEFERRED CHARGES		Land Area 1.00 Sq. Miles		ASSESSED VALUATION	
SCHOOL, COUNTY, SPECIAL DISTRICT TAXES	15,673,979.24	Net Valuation Taxable-Municipal		1,288,006,800	
RESERVE FOR UNCOLLECTED TAXES	1,951,891.00	Net Valuation Taxable-County		1,502,343,184	
EXPENDITURES TOTAL	32,487,250.47	State Equalized Valuation		1,495,324,599	
		State Equalization Ratio		85.06	
				LIABILITIES, RESERVES, AND SURPLUS	
				Cash Liabilities	
				Reserves for Receivables	
				Surplus Dec. 31, 1992	
				Total	

1632
 Population 1980 74,388
 Population 1990 71,742
 S & P Rating AA-
 Moody Rating A1

General Tax Rate Per \$100. 1.90
 State Equalized Tax Rate 1.87

CLIFTON CITY - PASSAIC COUNTY
 Form of Government:
 Council-Manager (1923)
 Number of Members on Governing Body - 7

PER CAPITA:
 Gross Debt 626.82
 Net Debt 342.81
 Debt Service 75.32
 Total Tax Levy 1,359.27
 Municipal Expenditures 762.89

PER CENT:
 Gross Debt .35
 Net Debt .47
 Tax Levy Collected 97.50
 Tax Levy Cancelled, Abated or Adjusted .13

EXPENDITURES		REVENUES-REALIZED		1992 PROPERTY TAX		
GENERAL GOVERNMENT		REVENUES-REALIZED		STATE EQUALIZED TAX RATE		
Governing Body & Public Boards	29,275.00	1992 Property Taxes Collected	95,434,149.00	Local District School Taxes	.88	
Municipal Clerk	222,033.00	1992 Payments in Lieu of Taxes		Regional & Consolidated School Tax		
Financial Administration	780,396.00	Delinquent Tax & Lien Collections	1,660,074.00	School Taxes in Municipal Budget	.01	
Assessment of Taxes	395,042.00	Business Personalty Replacement Taxes	3,161,018.00	County Taxes	.51	
Collection of Taxes		Taxes from Public Utilities	5,339,134.00	County Library Taxes		
Planning, Housing & Development	185,709.00	Other Miscellaneous Tax Revenues		Local Municipal Purpose Taxes	.46	
Human Resources	257,112.00	State Aid Revenues	7,783,649.00	Veteran & Senior Citizen Taxes		
Elections		Federal Aid Revenues		Total Taxes for Rate Computation	1.86	
General Administration (other)	2,712,443.00	State and Local Fiscal Assistance Act Utilized		Special District Taxes		
JUDICIARY		Sale of Acquired Property		Bank Corp. Taxes		
Municipal Courts	685,507.00	Other Miscellaneous Revenues	7,412,234.00	Added and Omitted Taxes		
PUBLIC SAFETY		Total	120,790,253.00	Total Taxes Levied - ABSTRACT		
Fire Protection	6,853,365.00	Prior Years Surplus Appropriated	3,899,999.00	Total Taxes Billed	97,881,055.00	
Police Protection	8,437,635.00	REVENUES TOTAL	124,690,257.00	1992 TAXES COLLECTED	95,434,149.00	
Civil Defense & Disaster Control	9,737.00	Reserve For Uncollected Taxes	2,903,394.00	1992 Taxes Cancelled, Abated or Adjusted	125,964.00	
Environmental Inspection & Control	460,133.00	CAPITAL OUTLAY	TOTAL	Transfer to Tax Title Liens or Foreclosed	433,331.00	
Other Public Safety			1,797,256.00	Balance Outstanding Dec. 31, 1992	1,886,611.00	
PUBLIC WORKS		Public Enterprises		PRIOR YEARS TAXES OUTSTANDING		
Streets and Drainage	333,000.00	Recreation-Culture	3,260.00	Balance January 1, 1992	1,546,066.00	
Sewers and Sewage Processing	6,647,000.00	Public Works	330,662.00	Collected in 1992	1,377,010.00	
Garbage and Trash Disposal	5,056,142.00	Buildings and Grounds	1,231,968.00	Cancelled, Abated or Adjusted 1992	82,165.00	
Public Buildings and Grounds		Library and Education	231,366.00	Transfers to Tax Title Liens or Foreclosed	5,138.00	
Other Public Works	2,930,056.00	Conservation		Balance December 31, 1992	80,753.00	
HEALTH and WELFARE		All Other		TAX TITLE LIENS OUTSTANDING		
Health Services Except Environmental	859,801.00	CAPITAL DEBT AUTHORIZED, DECEMBER 31, 1992		Balance January 1, 1992	1,122,881.00	
Welfare-Public Assistance	30,000.00	ISSUED AND UNISSUED		Transfer From Taxes	440,800.00	
Hospital, Clinics, First Aid		SCHOOL	GROSS DEBT	Redeemed in 1992	283,064.00	
Animal, Insect, & Rodent Control		Self-Liquidating	16,808,148	Cancelled, Abated or Adjusted (1992)		
Other Welfare Services		Other	28,017,897	Transfers to Foreclosed Property	59,500.00	
RECREATION and CONSERVATION		Total	44,826,045	Balance December 31, 1992	1,221,117.00	
Beaches and Boardwalks		ISSUED AND OUTSTANDING		PROPERTY ACQUIRED BY DEED OR FORECLOSURE		
Parks, Playgrounds, Shade Trees	639,361.00	School	15,796.00	Balance January 1, 1992	189,400.00	
Land Reclamation & Conservation	212,739.00	Self-Liquidating		Transfers From Taxes or Liens	59,500.00	
Other Recreational Services	174,312.00	Other	25,913,108.00	Sale for Cash (1992)		
EDUCATION (excluding schools)		Total	25,928,904.00	Cancelled, Abated or Adjusted (1992)		
Libraries	1,777,303.00	EQUALIZED VALUATION BASIS		Balance December 31, 1992	248,900.00	
Other Educational Services		FOR NET DEBT COMPUTATION	5,266,130,566	CURRENT FINANCES DECEMBER 31, 1992		
STATUTORY EXPENDITURES		REAL PROPERTY VALUATIONS		ASSETS		
Pensions & F. L. C. A.	944,996.00	Code	Class	# of Parcels	% VAL'N	ASSESSED VALUATION
Employee Fringe Benefits	4,195,000.00	1	Vocant Land	295	1.19	61,073,000.00
Other Statutory Expenditures		2	Residential	19903	66.00	3,380,245,700.00
CETA And Other Public Employment Programs		3	Farm	4	.01	509,400.00
MUNICIPAL FUNCTIONS		4a	Commercial	1089	13.51	692,016,000.00
CAPITAL IMPROVEMENTS	*MEMO*	4b	Industrial	453	16.71	855,646,100.00
DEBT SERVICE		4c	Apartments	105	2.58	132,193,000.00
Principal Payments	3,142,640.00	Total	21849			5,121,683,200.00
Interest Payments	2,260,697.00	Land Area	11.20	Sq. Miles		
TYPE I SCHL DEBT *MEMO	823,072.00	Net Valuation Taxable-Municipal				5,143,085,552
DEFERRED CHARGES	1,596,402.00	Net Valuation Taxable-County				5,458,880,688
SCHOOL, COUNTY, SPECIAL DISTRICT TAXES	73,148,575.73	State Equalized Valuation				5,212,236,138
RESERVE FOR UNCOLLECTED TAXES	2,903,394.00	State Equalization Ratio				93.57
EXPENDITURES	TOTAL					
	127,879,855.73					

1035

Population 1980 1,910
 Population 1990 2,054
 S & P Rating AAA
 Moody Rating BAA1

General Tax Rate Per \$100. 2.22
 State Equalized Tax Rate 2.00

CLINTON TOWN - HUNTERDON COUNTY

Form of Government:

Town Council

Number of Members on Governing Body - 7

PER CAPITA:

Gross Debt 5,100.64
 Net Debt 1,331.09
 Debt Service 37.30
 Total Tax Levy 1,662.51
 Municipal Expenditures 937.09

PER CENT:

Gross Debt 6.39
 Net Debt 1.67
 Tax Levy Collected 96.42
 Tax Levy Cancelled, Abated or Adjusted .77

EXPENDITURES	REVENUES-REALIZED	1992 PROPERTY TAX	
GENERAL GOVERNMENT		STATE EQUALIZED TAX RATE .69	
Governing Body & Public Boards		Local District School Taxes	1,163,466.00
Municipal Clerk		Regional & Consolidated School Tax	793,072.36
Financial Administration 31,952.00	1992 Property Taxes Collected 3,305,305.24	School Taxes in Municipal Budget	
Assessment of Taxes 19,011.00	1992 Payments in Lieu of Taxes 2,948.90	County Taxes .26	437,317.99
Collection of Taxes 20,209.00	Delinquent Tax & Lien Collections 130,196.60	County Library Taxes .02	36,947.09
Planning, Housing & Development 15,645.00	Business Personality Replacement Taxes 42,366.16	Local Municipal Purpose Taxes .56	958,164.50
Human Resources 4,561.60	Taxes from Public Utilities 91,569.82	Veteran & Senior Citizen Taxes	7,300.00
Elections	Other Miscellaneous Tax Revenues	Total Taxes for Rate Computation 2.00	3,396,268.02
General Administration (other) 244,911.00	State Aid Revenues 169,729.43	Special District Taxes	
JUDICIARY	Federal Aid Revenues	Bank Corp. Taxes	
Municipal Courts 93,238.00	State and Local Fiscal Assistance Act Utilized	Added and Omitted Taxes	25,820.99
PUBLIC SAFETY	Sale of Acquired Property	Total Taxes Levied - ABSTRACT	3,414,789.01
Fire Protection 32,249.50	Other Miscellaneous Revenues 406,374.24	Total Taxes Billed	3,428,189.73
Police Protection 321,933.26	Total 4,148,488.39	1992 TAXES COLLECTED	3,305,305.24
Civil Defense & Disaster Control 2,500.00	Prior Years Surplus Appropriated 350,000.00	1992 Taxes Cancelled, Abated or Adjusted	26,295.90
Environmental Inspection & Control 25,095.00	REVENUES TOTAL 4,498,488.39	Transfer to Tax Title Liens or Foreclosed	53.29
Other Public Safety	Reserve For Uncollected Taxes 249,421.52	Balance Outstanding Dec. 31, 1992	96,535.31
PUBLIC WORKS	CAPITAL OUTLAY TOTAL 996,032.87	PRIOR YEARS TAXES OUTSTANDING	
Streets and Drainage 277,270.00	Public Enterprises 553,577.69	Balance January 1, 1992	123,217.95
Sewers and Sewage Processing 18,661.00	Recreation-Culture 15,511.53	Collected in 1992	122,183.39
Garbage and Trash Disposal 197,900.00	Public Works 826.39	Cancelled, Abated or Adjusted 1992	11.14
Public Buildings and Grounds 60,246.66	Buildings and Grounds 426,117.25	Transfers to Tax Title Liens or Foreclosed	801.55
Other Public Works 20,000.00	Library and Education	Balance December 31, 1992	221.87
HEALTH and WELFARE	Conservation	TAX TITLE LIENS OUTSTANDING	
Health Services Except Environmental 3,400.00	All Other	Balance January 1, 1992	7,175.23
Welfare-Public Assistance 2,210.00		Transfer From Taxes	996.21
Hospital, Clinics, First Aid		Redeemed in 1992	8,013.21
Animal, Insect, & Rodent Control		Cancelled, Abated or Adjusted (1992)	37.30
Other Welfare Services		Transfers to Foreclosed Property	
RECREATION and CONSERVATION		Balance December 31, 1992	120.93
Beaches and Boardwalks		PROPERTY ACQUIRED BY DEED OR FORECLOSURE	
Parks, Playgrounds, Shade Trees 22,472.00		Balance January 1, 1992	
Land Reclamation & Conservation 500.00		Transfers From Taxes or Liens	
Other Recreational Services 500.00		Sale for Cash (1992)	
EDUCATION (excluding schools)		Cancelled, Abated or Adjusted (1992)	
Libraries 1,050.00		Balance December 31, 1992	
Other Educational Services 5,050.00		CURRENT FINANCES DECEMBER 31, 1992	
STATUTORY EXPENDITURES		ASSETS	
Pensions & F. L. C. A. 67,823.00		Cash Dec. 31, 1992	976,010.80
Employee Fringe Benefits 60,833.00		Taxes Receivable	96,757.18
Other Statutory Expenditures 2,000.00		Tax Title Liens	120.93
CETA And Other Public Employment Programs		Foreclosed Property	
MUNICIPAL FUNCTIONS TOTAL 1,550,271.02		Emergencies & Other Deferred Charges	24,000.00
CAPITAL IMPROVEMENTS *MEMO* 80,000.00		State and Federal Aid Receivable	70,000.00
DEBT SERVICE		Other Receivables	18,494.92
Principal Payments 30,000.00		Total	1,185,383.83
Interest Payments 46,619.50		LIABILITIES, RESERVES, AND SURPLUS	
DEFERRED CHARGES 48,475.00		Cash Liabilities	346,523.52
SCHOOL, COUNTY, SPECIAL DISTRICT TAXES 2,430,803.42		Reserves for Receivables	185,373.03
RESERVE FOR UNCOLLECTED TAXES 249,421.52		Surplus Dec. 31, 1992	653,487.29
EXPENDITURES TOTAL 4,355,590.46		Total	1,185,383.83
	REAL PROPERTY VALUATIONS		
	Code Class # of Parcels % VAL'N ASSESSED VALUATION		
	1 Vacant Land 56 3.55 5,402,700.00		
	2 Residential 573 59.52 9,703,300.00		
	3 Farm 5 .24 369,800.00		
	4a Commercial 112 32.43 4,941,690.00		
	4b Industrial		
	4c Apartments 10 4.27 6,506,900.00		
	Total 757 152,399,600.00		
	Land Area 1.30 Sq. Miles		
	Net Valuation Taxable-Municipal 153,259,853		
	Net Valuation Taxable-County 142,390,259		
	State Equalized Valuation 159,724,076		
	State Equalization Ratio 90.25		

Population 1980 7,345
 Population 1990 10,816
 S & P Rating
 Moody Rating AAA

General Tax Rate Per \$100. 1.72
 State Equalized Tax Rate 1.72

CLINTON TOWNSHIP - HUNTERDON CO.
 Form of Government:
 Small Municipality Plan C (OMCL 50)
 Number of Members on Governing Body - 5

PER CAPITA: PER CENT:
 Gross Debt 1,162.40 Gross Debt 1.12
 Net Debt 796.05 Net Debt .77
 Debt Service 56.82 Tax Levy Collected 95.30
 Total Tax Levy 1,815.10 Tax Levy Cancelled, Abated
 Municipal Expenditures 600.64 or Adjusted .73

EXPENDITURES		REVENUES-REALIZED		1992 PROPERTY TAX	
GENERAL GOVERNMENT				STATE EQUALIZED TAX RATE	
Governing Body & Public Baards		1992 Property Taxes Collected	18,723,522.93	Local District Schaal Taxes	.79 8,872,395.50
Municipal Clerk	85,453.00	1992 Payments in Lieu of Taxes		Regional & Cansalidated Schaal Tax	.42 4,687,839.02
Financial Administration	133,502.00	Delinquent Tax & Lien Collections	600,735.63	Schaal Taxes in Municipal Budget	
Assessment of Taxes	49,499.98	Business Personalty Replacement Taxes	100,233.04	County Taxes	.30 3,398,293.57
Collection of Taxes	152,837.00	Taxes from Public Utilities	743,889.00	County Library Taxes	.03 296,518.74
Planning, Hausing & Developemnt	161,253.00	Other Miscellaneous Tax Revenues		Local Municipal Purpase Taxes	.19 2,120,690.74
Human Resaources	66,032.80	State Aid Revenues	416,414.27	Veteran & Senior Citizen Taxes	
Elections		Federal Aid Revenues		Total Taxes far Rate Computation	1.73 19,396,987.57
General Administration (ather)	962,734.60	State and Local Fiscal Assistance Act Utilized		Special District Taxes	
JUDICIARY		Sale of Acquired Property		Bank Corp. Taxes	
Municipal Courts	149,524.00	Other Miscellaneous Revenues	1,091,710.86	Added and Omitted Taxes	
PUBLIC SAFETY		Total	21,676,505.73	Total Taxes Levied - ABSTRACT	19,632,091.77
Fire Protection	147,509.60	Prior Years Surplus Appropriated	2,000,000.00	Total Taxes Billed	19,645,972.56
Police Protection	983,555.31	REVENUES TOTAL	23,676,505.73	1992 TAXES COLLECTED	18,723,522.93
Civil Defense & Disaster Control	15,000.00	Reserve Far Uncollected Taxes	1,374,496.73	1992 Taxes Cancelled, Abated or Adjusted	142,550.74
Environmental Inspection & Cantral	149,458.00	CAPITAL OUTLAY TOTAL	397,221.53	Transfer to Tax Title Liens ar Fareclosed	4,960.48
Other Public Safety		Public Enterprises		Balance Outstanding Dec. 31, 1992	774,938.41
PUBLIC WORKS		Recreation-Culture	147,331.89	PRIOR YEARS TAXES OUTSTANDING	
Streets and Drainage	492,656.00	Public Works	65,543.97	Balance January 1, 1992	707,860.30
Sewers and Sewage Processing		Buildings and Grounds	184,345.67	Collected in 1992	558,916.85
Garbage and Trash Disposal		Library and Education		Cancelled, Abated ar Adjusted 1992	141,917.59
Public Buildings and Grounds	95,600.00	Conservation		Transfers to Tax Title Liens ar Fareclosed	6,669.28
Other Public Works	50,000.00	All Other		Balance December 31, 1992	356.58
HEALTH and WELFARE		CAPITAL DEBT AUTHORIZED, DECEMBER 31, 1992		TAX TITLE LIENS OUTSTANDING	
Health Services Except Environmental	63,613.00	ISSUED AND UNISSUED		Balance January 1, 1992	187,271.82
Welfare-Public Assistance	7,000.00	Schaal	3,959,079	Transfer From Taxes	11,629.76
Hospital, Clinics, First Aid		Self-Liquidating		Redeemed in 1992	41,818.78
Animal, Insect, & Radent Cantral	8,000.00	Other	8,613,407	Cancelled, Abated ar Adjusted (1992)	
Other Welfare Services	6,756.00	Total	12,572,486	Transfers to Fareclosed Property	
RECREATION and CONSERVATION		ISSUED AND OUTSTANDING		Balance December 31, 1992	157,082.80
Beaches and Boardwalks		Schaal	3,959,079.04	PROPERTY ACQUIRED BY DEED OR FORECLOSURE	
Parks, Playgrounds, Shade Trees	10,000.00	Self-Liquidating		Balance January 1, 1992	445,200.00
Land Reclamation & Conservation	2,258.00	Other	6,334,497.00	Transfers From Taxes ar Liens	
Other Recreational Services	62,625.00	Total	10,293,576.04	Sale far Cash (1992)	
EDUCATION (excluding schools)		EQUALIZED VALUATION BASIS		Cancelled, Abated ar Adjusted (1992)	
Libraries		FOR NET DEBT COMPUTATION	1,119,790,059	Balance December 31, 1992	445,200.00
Other Educational Services	8,325.00	REAL PROPERTY VALUATIONS		CURRENT FINANCES DECEMBER 31, 1992	
STATUTORY EXPENDITURES		Code Class # of Parcels % VAL'N		ASSETS	
Pensions & F. I. C. A.	273,396.00	1 Vacant Land 302 3.63	40,609,325.00	Cash Dec. 31, 1992	6,675,516.10
Employee Fringe Benefits	292,240.00	2 Residential 3247 62.87	702,924,900.00	Taxes Receivable	775,294.99
Other Statutory Expenditures		3 Farm 411 4.88	54,582,750.00	Tax Title Liens	157,082.80
CETA And Other Public Employment Programs		4a Cammercial 237 11.56	130,329,514.00	Fareclosed Property	445,200.00
MUNICIPAL FUNCTIONS TOTAL	4,425,878.29	4b Industrial 11 16.76	187,439,300.00	Emergencies & Other Deferred Charges	43,978.74
CAPITAL IMPROVEMENTS *MEMO*	240,550.00	4c Apartments 4 .20	2,241,300.00	State and Federal Aid Receivable	
DEBT SERVICE		Total	1,118,127,089.00	Other Receivables	405,703.43
Principal Payments	240,918.60	Land Area 30.36 Sq. Miles		Total	8,502,776.05
Interest Payments	373,612.87	Net Valuation Taxable-Municipal	1,126,140,602	LIABILITIES, RESERVES, AND SURPLUS	
DEFERRED CHARGES	81,564.91	Net Valuation Taxable-County	1,098,729,464	Cash Liabilities	1,750,927.37
SCHOOL, COUNTY, SPECIAL DISTRICT TAXES	17,235,046.83	State Equalized Valuation	1,127,932,472	Reserves far Receivables	1,733,281.22
RESERVE FOR UNCOLLECTED TAXES	1,374,496.73	State Equalization Ratio	99.84	Surplus Dec. 31, 1992	4,968,567.47
EXPENDITURES TOTAL	23,731,518.23			Total	8,502,776.06

Population 1980 **8,164**
 Population 1990 **8,094**
 S & P Rating **A**
 Moody Rating **A1**

General Tax Rate Per \$100. **2.16**
 State Equalized Tax Rate **1.98**

CLOSTER BOROUGH - BERGEN COUNTY

Form of Government:

Borough Council

Number of Members on Governing Body - 6

PER CAPITA:

Gross Debt **596.50**
 Net Debt **571.01**
 Debt Service **103.33**
 Total Tax Levy **2,106.73**
 Municipal Expenditures **954.18**

PER CENT:

Gross Debt **.55**
 Net Debt **.53**
 Tax Levy Collected **97.19**
 Tax Levy Cancelled, Abated or Adjusted **.63**

EXPENDITURES		REVENUES-REALIZED		1992 PROPERTY TAX		
GENERAL GOVERNMENT				STATE EQUALIZED TAX RATE		
Governing Body & Public Boards		1992 Property Taxes Collected	1,661,892.00	Local District School Taxes	.73 6,268,170.00	
Municipal Clerk	32,900.00	1992 Payments in Lieu of Taxes		Regional & Consolidated School Tax	.45 3,872,719.17	
Financial Administration	201,252.00	Delinquent Tax & Lien Collections	346,849.00	School Taxes in Municipal Budget		
Assessment of Taxes	425,655.00	Business Personalty Replacement Taxes	94,024.00	County Taxes	.25 2,182,632.85	
Collection of Taxes	8,300.00	Taxes from Public Utilities	1,252,335.00	County Library Taxes		
Planning, Housing & Development	51,538.00	Other Miscellaneous Tax Revenues		Local Municipal Purpose Taxes	.54 4,672,952.00	
Human Resources	44,890.00	State Aid Revenues	569,373.00	Veteran & Senior Citizen Taxes	62,200.00	
Elections	2,000.00	Federal Aid Revenues		Total Taxes for Rate Computation	1.97 17,058,674.02	
General Administration (other)	1,145,839.00	State and Local Fiscal Assistance Act Utilized		Special District Taxes		
JUDICIARY		Sole of Acquired Property		Bank Corp. Taxes		
Municipal Courts	57,139.00	Other Miscellaneous Revenues	717,374.00	Added and Omitted Taxes	55,372.00	
PUBLIC SAFETY		Total	19,598,883.00	Total Taxes Levied - ABSTRACT	17,051,846.02	
Fire Protection	170,730.00	Prior Years Surplus Appropriated	400,000.00	Total Taxes Billed	17,099,493.00	
Police Protection	1,348,423.00	REVENUES TOTAL	19,998,883.00	1992 TAXES COLLECTED	16,618,928.00	
Civil Defense & Disaster Control		Reserve For Uncollected Taxes	590,000.00	1992 Taxes Cancelled, Abated or Adjusted	107,650.00	
Environmental Inspection & Control	53,994.00	CAPITAL OUTLAY TOTAL	46,269.00	Transfer to Tax Title Liens or Foreclosed		
Other Public Safety				Balance Outstanding Dec. 31, 1992	372,915.00	
PUBLIC WORKS				PRIOR YEARS TAXES OUTSTANDING		
Streets and Drainage	593,451.00	Public Enterprises		Balance January 1, 1992	545,786.00	
Sewers and Sewage Processing	496,000.00	Recreation-Culture		Collected in 1992	343,087.00	
Garbage and Trash Disposal	263,986.00	Public Works	44,065.00	Cancelled, Abated or Adjusted 1992		
Public Buildings and Grounds	75,570.00	Buildings and Grounds	2,204.00	Transfers to Tax Title Liens or Foreclosed		
Other Public Works	38,000.00	Library and Education		Balance December 31, 1992	202,699.00	
HEALTH and WELFARE		Conservation		TAX TITLE LIENS OUTSTANDING		
Health Services Except Environmental	90,138.00	All Other		Balance January 1, 1992	4,136.00	
Welfare-Public Assistance	2,690.00	CAPITAL DEBT AUTHORIZED, DECEMBER 31, 1992		Transfer From Taxes		
Hospital, Clinics, First Aid		ISSUED AND UNISSUED	GROSS DEBT	Redeemed in 1992	3,762.00	
Animal, Insect, & Rodent Control		School		Cancelled, Abated or Adjusted (1992)	374.00	
Other Welfare Services		Self-Liquidating		Transfers to Foreclosed Property		
RECREATION and CONSERVATION		Other	4,828,032	Balance December 31, 1992		
Beaches and Boardwalks		Total	4,828,032	PROPERTY ACQUIRED BY DEED OR FORECLOSURE		
Parks, Playgrounds, Shade Trees	29,000.00	ISSUED AND OUTSTANDING		Balance January 1, 1992	130,531.00	
Land Reclamation & Conservation	102,113.00	School		Transfers From Taxes or Liens		
Other Recreational Services	62,397.00	Self-Liquidating		Sale for Cash (1992)		
EDUCATION (excluding schools)		Other	4,559,583.00	Cancelled, Abated or Adjusted (1992)		
Libraries	292,654.00	Total	4,559,583.00	Balance December 31, 1992	130,531.00	
Other Educational Services	500.00	EQUALIZED VALUATION BASIS		CURRENT FINANCES DECEMBER 31, 1992		
STATUTORY EXPENDITURES		FOR NET DEBT COMPUTATION	873,158,733	ASSETS		
Pensions & F. L. C. A.	125,658.00	REAL PROPERTY VALUATIONS		Cash Dec. 31, 1992	2,160,760.00	
Employee Fringe Benefits	531,520.00	Code	Class	# of Parcels	% VAL'N	ASSESSED VALUATION
Other Statutory Expenditures	7,500.00	1	Vacant Land	164	6.66	51,944,300.00
CETA And Other Public Employment Programs		2	Residential	2639	80.66	629,361,600.00
MUNICIPAL FUNCTIONS TOTAL	6,253,836.00	3	Form	8	.11	870,000.00
CAPITAL IMPROVEMENTS *MEMO*		4a	Commercial	131	10.47	81,725,100.00
DEBT SERVICE		4b	Industrial	7	2.07	16,142,400.00
Principal Payments	540,628.00	4c	Apornments	1	.03	252,100.00
Interest Payments	295,636.00	Total	2950			780,295,500.00
DEFERRED CHARGES	43,000.00	Land Area	3.17	Sq. Miles		
SCHOOL, COUNTY, SPECIAL DISTRICT TAXES	12,323,522.02	Net Valuation Taxable-Municipal				739,079,668
RESERVE FOR UNCOLLECTED TAXES	590,000.00	Net Valuation Taxable-County				842,405,456
EXPENDITURES TOTAL	20,046,672.02	State Equalized Valuation				859,613,412
		State Equalization Ratio				91.71
		LIABILITIES, RESERVES, AND SURPLUS				
		Cash Liabilities				1,214,428.00
		Reserves for Receivables				713,726.00
		Surplus Dec. 31, 1992				1,197,118.00
		Total				3,125,272.00

0412
 Population 1980 15,838
 Population 1990 15,289
 S & P Rating
 Moody Rating A

General Tax Rate Per \$100.

4.73

State Equalized Tax Rate

2.47

COLLINGSWOOD BOROUGH - CAMDEN CO.

Form of Government:

Commission (1911)

Number of Members on Governing Body - 3

PER CAPITA:

Grass Debt

445.97

Net Debt

95.90

Debt Service

17.74

Total Tax Levy

818.79

Municipal Expenditures

392.43

PER CENT:

Grass Debt

1.40

Net Debt

.30

Tax Levy Collected

96.89

Tax Levy Cancelled, Abated

or Adjusted

EXPENDITURES		REVENUES-REALIZED		1992 PROPERTY TAX	
GENERAL GOVERNMENT				STATE EQUALIZED TAX RATE	
Governing Body & Public Boards		1992 Property Taxes Collected	12,139,336.92	Local District School Taxes	1.09 5,529,250.75
Municipal Clerk		1992 Payments in Lieu of Taxes	12,199.38	Regional & Consolidated School Tax	
Financial Administration	99,022.46	Delinquent Tax & Lien Collections	351,444.79	School Taxes in Municipal Budget	
Assessment of Taxes	27,210.96	Business Personalty Replacement Taxes	115,852.16	County Taxes	.79 3,959,198.87
Collection of Taxes	72,416.97	Taxes from Public Utilities	604,305.00	County Library Taxes	
Planning, Housing & Development	116,908.89	Other Miscellaneous Tax Revenues		Local Municipal Purpose Taxes	.59 3,014,000.00
Human Resources	70,206.49	State Aid Revenues	1,072,976.45	Veteran & Senior Citizen Taxes	
Elections	11,231.67	Federal Aid Revenues		Total Taxes for Rate Computation	2.46 12,661,949.63
General Administration (other)	348,927.20	State and Local Fiscal Assistance Act Utilized		Special District Taxes	
JUDICIARY		Sale of Acquired Property		Bank Corp. Taxes	
Municipal Courts	107,614.73	Other Miscellaneous Revenues	664,727.79	Added and Omitted Taxes	
PUBLIC SAFETY		Total	14,960,842.49	Total Taxes Levied - ABSTRACT	15,989.72
Fire Protection	460,308.24	Prior Years Surplus Appropriated	488,311.66	Total Taxes Billed	12,518,439.35
Police Protection	1,150,393.03	REVENUES TOTAL	15,449,154.15	1992 TAXES COLLECTED	12,139,336.92
Civil Defense & Disaster Control	125.00	Reserve For Uncollected Taxes	458,115.00	1992 Taxes Cancelled, Abated or Adjusted	
Environmental Inspection & Control	80,873.70	CAPITAL OUTLAY TOTAL	59,427.39	Transfer to Tax Title Liens or Foreclosed	8,535.31
Other Public Safety		Public Enterprises	32,242.20	Balance Outstanding Dec. 31, 1992	380,603.93
PUBLIC WORKS		Recreation-Culture		PRIOR YEARS TAXES OUTSTANDING	
Streets and Drainage	479,351.12	Public Works		Balance January 1, 1992	396,695.39
Sewers and Sewage Processing		Buildings and Grounds	27,185.19	Collected in 1992	345,751.64
Garbage and Trash Disposal	806,276.00	Library and Education		Cancelled, Abated or Adjusted 1992	4.49
Public Buildings and Grounds	63,055.72	Conservation		Transfers to Tax Title Liens or Foreclosed	
Other Public Works	12,513.78	All Other		Balance December 31, 1992	50,939.26
HEALTH and WELFARE		CAPITAL DEBT AUTHORIZED, DECEMBER 31, 1992		TAX TITLE LIENS OUTSTANDING	
Health Services Except Environmental	200.00	ISSUED AND UNISSUED		Balance January 1, 1992	28,162.45
Welfare-Public Assistance		School	3,889,000	Transfer From Taxes	8,535.31
Hospital, Clinics, First Aid		Self-Liquidating	1,463,200	Redeemed in 1992	5,693.15
Animal, Insect, & Rodent Control	3,400.00	Other	1,466,175	Cancelled, Abated or Adjusted (1992)	
Other Welfare Services		Total	6,818,375	Transfers to Foreclosed Property	
RECREATION and CONSERVATION		ISSUED AND OUTSTANDING		Balance December 31, 1992	31,004.61
Beaches and Boardwalks		School	889,000.00	PROPERTY ACQUIRED BY DEED OR FORECLOSURE	
Parks, Playgrounds, Shade Trees	131,590.41	Self-Liquidating	1,396,800.00	Balance January 1, 1992	18,950.00
Land Reclamation & Conservation	35,864.49	Other	1,466,175.00	Transfers From Taxes or Liens	
Other Recreational Services	74,741.00	Total	3,751,975.00	Sale for Cash (1992)	
EDUCATION (excluding schools)		EQUALIZED VALUATION BASIS		Cancelled, Abated or Adjusted (1992)	
Libraries	243,554.00	FOR NET DEBT COMPUTATION	486,994,840	Balance December 31, 1992	18,950.00
Other Educational Services	5,944.00	REAL PROPERTY VALUATIONS		CURRENT FINANCES DECEMBER 31, 1992	
STATUTORY EXPENDITURES		Code Class # of Parcels % VAL'N		ASSETS	
Pensions & F. L. C. A.	322,726.29	1 Vacant Land 140 .71	1,853,150.00	Cash Dec. 31, 1992	1,588,869.62
Employee Fringe Benefits	469,875.00	2 Residential 3959 75.50	196,122,500.00	Taxes Receivable	431,543.19
Other Statutory Expenditures		3 Farm		Tax Title Liens	31,004.61
CETA And Other Public Employment Programs		4a Commercial 348 13.93	36,191,250.00	Foreclosed Property	18,950.00
MUNICIPAL FUNCTIONS TOTAL	5,199,331.15	4b Industrial		Emergencies & Other Deferred Charges	18,905.60
CAPITAL IMPROVEMENTS *MEMO*		4c Apartments 62 9.85	25,583,600.00	State and Federal Aid Receivable	142,023.61
DEBT SERVICE		Total 4439	259,750,500.00	Other Receivables	54,578.36
Principal Payments	169,500.00	Land Area 1.86 Sq. Miles		Total	2,285,874.99
Interest Payments	101,780.73	Net Valuation Taxable-Municipal	264,535,848	LIABILITIES, RESERVES, AND SURPLUS	
DEFERRED CHARGES	71,173.16	Net Valuation Taxable-County	492,419,343	Cash Liabilities	820,359.73
SCHOOL, COUNTY, SPECIAL DISTRICT TAXES	9,488,449.63	State Equalized Valuation	503,059,854	Reserves for Receivables	536,076.16
RESERVE FOR UNCOLLECTED TAXES	453,115.00	State Equalization Ratio	52.13	Surplus Dec. 31, 1992	929,439.05
EXPENDITURES TOTAL	15,489,349.67			Total	2,285,874.99

Population 1980 7,888
 Population 1990 8,559
 S & P Rating AA
 Moody Rating A1

General Tax Rate Per \$100. 1.31
 State Equalized Tax Rate 1.40

COLTS NECK TOWNSHIP - MONMOUTH CO.

Form of Government:
 Township Committee

Number of Members on Governing Body - 5

PER CAPITA:

Grass Debt 911.82
 Net Debt 503.27
 Debt Service 67.42
 Total Tax Levy 1,467.96
 Municipal Expenditures 615.06

PER CENT:

Grass Debt .85
 Net Debt .47
 Tax Levy Collected 95.25
 Tax Levy Cancelled, Abated or Adjusted

EXPENDITURES		REVENUES-REALIZED			1992 PROPERTY TAX	
GENERAL GOVERNMENT					STATE EQUALIZED TAX RATE	
Governing Body & Public Boards		1992 Property Taxes Collected		11,967,173.40	Local District School Taxes	.54 4,869,603.00
Municipal Clerk		1992 Payments in Lieu of Taxes			Regional & Consolidated School Tax	.23 2,062,971.51
Financial Administration	55,850.00	Delinquent Tax & Lien Collections	493,488.41		School Taxes in Municipal Budget	
Assessment of Taxes	39,693.00	Business Personality Replacement Taxes	62,269.72		County Taxes	.46 * 4,138,099.02
Collection of Taxes	78,330.00	Taxes from Public Utilities	1,131,472.00		County Library Taxes	.02 159,158.98
Planning, Housing & Development	81,949.00	Other Miscellaneous Tax Revenues			Local Municipal Purpose Taxes	.14 1,251,617.00
Human Resources	63,769.00	State Aid Revenues	298,648.00		Veteran & Senior Citizen Taxes	
Elections	2,750.00	Federal Aid Revenues			Total Taxes for Rate Computation	1.39 12,505,749.51
General Administration (other)	945,711.00	State and Local Fiscal Assistance Act Utilized			Special District Taxes	
JUDICIARY		Sale of Acquired Property	103,392.07		Bank Corp. Taxes	
Municipal Courts	112,018.00	Other Miscellaneous Revenues	663,637.92		Added and Omitted Taxes	82,835.19
PUBLIC SAFETY			Total	14,720,080.52	Total Taxes Levied - ABSTRACT	12,564,284.69
Fire Protection	89,766.30	Prior Years Surplus Appropriated	1,355,000.00		Total Taxes Billed	12,564,284.69
Police Protection	869,679.00	REVENUES TOTAL	16,075,080.52		1992 TAXES COLLECTED	11,967,173.40
Civil Defense & Disaster Control	1,000.00	Reserve For Uncollected Taxes	567,032.80		1992 Taxes Cancelled, Abated or Adjusted	
Environmental Inspection & Control	13,992.00	CAPITAL OUTLAY TOTAL	136,017.35		Transfer to Tax Title Liens or Foreclosed	
Other Public Safety		Public Enterprises			Balance Outstanding Dec. 31, 1992	597,111.29
PUBLIC WORKS		Recreation—Culture	52,211.20		PRIOR YEARS TAXES OUTSTANDING	
Streets and Drainage	1,159,841.00	Public Works			Balance January 1, 1992	492,831.50
Sewers and Sewage Processing		Buildings and Grounds	83,806.15		Collected in 1992	444,645.23
Garbage and Trash Disposal	89,378.00	Library and Education			Cancelled, Abated or Adjusted 1992	
Public Buildings and Grounds	2,489.00	Conservation			Transfers to Tax Title Liens or Foreclosed	
Other Public Works		All Other			Balance December 31, 1992	48,186.27
HEALTH and WELFARE		CAPITAL DEBT AUTHORIZED, DECEMBER 31, 1992			TAX TITLE LIENS OUTSTANDING	
Health Services Except Environmental	147,914.00	ISSUED AND UNISSUED			Balance January 1, 1992	63,465.40
Welfare-Public Assistance	3,652.00	School	3,496,760		Transfer From Taxes	
Hospital, Clinics, First Aid	7,600.00	Self-Liquidating			Redeemed in 1992	48,843.19
Animal, Insect, & Rodent Control		Other	4,307,500		Cancelled, Abated or Adjusted (1992)	
Other Welfare Services		Total	7,804,260		Transfers to Foreclosed Property	
RECREATION and CONSERVATION		ISSUED AND OUTSTANDING			Balance December 31, 1992	14,622.22
Beaches and Boardwalks	49,191.00	School	3,496,760.29		PROPERTY ACQUIRED BY DEED OR FORECLOSURE	
Parks, Playgrounds, Shade Trees	1,569.00	Self-Liquidating	4,165,000.00		Balance January 1, 1992	
Land Reclamation & Conservation	212,503.00	Other	7,661,760.29		Transfers From Taxes or Liens	
Other Recreational Services		Total			Sale for Cash (1992)	
EDUCATION (excluding schools)		EQUALIZED VALUATION BASIS			Cancelled, Abated or Adjusted (1992)	
Libraries	11,500.00	FOR NET DEBT COMPUTATION	920,540,275		Balance December 31, 1992	
Other Educational Services		REAL PROPERTY VALUATIONS			CURRENT FINANCES DECEMBER 31, 1992	
STATUTORY EXPENDITURES		Code Class # of Parcels % VAL'N ASSESSED VALUATION			ASSETS	
Pensions & F. I. C. A.	188,323.00	1 Vacant Land 271 3.74 35,543,600.00			Cash Dec. 31, 1992	2,238,220.15
Employee Fringe Benefits		2 Residential 2102 78.00 740,673,200.00			Taxes Receivable	645,297.56
Other Statutory Expenditures		3 Farm 641 13.51 129,277,000.00			Tax Title Liens	14,622.22
CETA And Other Public Employment Programs		4a Commercial 55 4.75 45,105,700.00			Foreclosed Property	
MUNICIPAL FUNCTIONS TOTAL	4,228,467.30	4b Industrial			Emergencies & Other Deferred Charges	40,000.00
CAPITAL IMPROVEMENTS *MEMO*		4c Apartments			State and Federal Aid Receivable	
DEBT SERVICE		Total	3079	949,599,500.00	Other Receivables	322,312.93
Principal Payments	135,000.00	Land Area 31.70 Sq. Miles			Total	3,250,452.85
Interest Payments	270,830.00	Net Valuation Taxable-Municipal	954,407,974		LIABILITIES, RESERVES, AND SURPLUS	
DEFERRED CHARGES		Net Valuation Taxable-County	952,973,312		Cash Liabilities	852,342.54
SCHOOL, COUNTY, SPECIAL DISTRICT TAXES	11,229,832.51	State Equalized Valuation	896,283,794		Reserves for Receivables	982,232.71
RESERVE FOR UNCOLLECTED TAXES	567,032.80	State Equalization Ratio	106.52		Surplus Dec. 31, 1992	1,425,877.61
EXPENDITURES TOTAL	16,494,166.10				Total	3,250,452.85

*Includes County Health Service Taxes, County Vocational School Taxes, or County Open Space Tax. See Table 13.

0632
 Population 1980 4,574
 Population 1990 5,026
 S & P Rating
 Moody Rating

General Tax Rate Per \$100. 2.62
 State Equalized Tax Rate 2.45

COMMERCIAL TWP. - CUMBERLAND CO.
 Form of Government:
 Township Committee
 Number of Members on Governing Body - 3

PER CAPITA:
 Grass Debt 117.79
 Net Debt 61.68
 Debt Service 18.32
 Total Tax Levy 608.08
 Municipal Expenditures 408.03

PER CENT:
 Grass Debt .53
 Net Debt .28
 Tax Levy Collected 84.38
 Tax Levy Cancelled, Abated or Adjusted .22

EXPENDITURES		REVENUES-REALIZED		1992 PROPERTY TAX	
GENERAL GOVERNMENT		REVENUES-REALIZED		STATE EQUALIZED TAX RATE	
Governing Body & Public Boards		1992 Property Taxes Collected	2,590,734.00	Local District School Taxes	.91 1,045,613.00
Municipal Clerk		1992 Payments in Lieu of Taxes		Regional & Consolidated School Tax	
Financial Administration	49,175.00	Delinquent Tax & Lien Collections	453,457.00	School Taxes in Municipal Budget	
Assessment of Taxes	16,400.00	Business Personalty Replacement Taxes	39,468.00	County Taxes	1.01 * 1,169,265.92
Collection of Taxes	85,805.00	Taxes from Public Utilities	266,571.00	County Library Taxes	
Planning, Housing & Development	18,600.00	Other Miscellaneous Tax Revenues		Local Municipal Purpose Taxes	.52 604,332.00
Human Resources	6,672.00	State Aid Revenues	280,275.00	Veteran & Senior Citizen Taxes	99,800.00
Elections		Federal Aid Revenues		Total Taxes for Rate Computation	2.44 2,919,010.92
General Administration (other)	246,150.00	State and Local Fiscal Assistance Act Utilized		Special District Taxes	216,157.00
JUDICIARY		Sale of Acquired Property		Bank Corp. Taxes	
Municipal Courts	73,241.00	Other Miscellaneous Revenues	390,224.00	Added and Omitted Taxes	20,825.00
PUBLIC SAFETY				Total Taxes Levied - ABSTRACT	3,056,192.92
Fire Protection	1,450.00			Total Taxes Billed	3,070,199.00
Police Protection	5,203.00	Prior Years Surplus Appropriated	295,000.00	1992 TAXES COLLECTED	2,590,784.00
Civil Defense & Disaster Control	3,920.00	REVENUES TOTAL	4,315,780.00	1992 Taxes Cancelled, Abated or Adjusted	6,815.00
Environmental Inspection & Control	41,095.00	Reserve For Uncollected Taxes	671,953.00	Transfer to Tax Title Liens or Foreclosed	184,936.00
Other Public Safety		CAPITAL OUTLAY TOTAL	26,546.00	Balance Outstanding Dec. 31, 1992	287,664.00
PUBLIC WORKS				PRIOR YEARS TAXES OUTSTANDING	
Streets and Drainage	231,400.00	Public Enterprises		Balance January 1, 1992	400,431.00
Sewers and Sewage Processing	17,200.00	Recreation-Culture		Collected in 1992	335,989.00
Garbage and Trash Disposal	195,797.00	Public Works	800.00	Cancelled, Abated or Adjusted 1992	
Public Buildings and Grounds	65,798.00	Buildings and Grounds	25,766.00	Transfers to Tax Title Liens or Foreclosed	35,399.00
Other Public Works	10,000.00	Library and Education		Balance December 31, 1992	29,043.00
HEALTH and WELFARE		Conservation		TAX TITLE LIENS OUTSTANDING	
Health Services Except Environmental		All Other		Balance January 1, 1992	487,067.00
Welfare-Public Assistance	6,132.00			Transfer From Taxes	225,862.00
Hospital, Clinics, First Aid		CAPITAL DEBT AUTHORIZED, DECEMBER 31, 1992		Redeemed in 1992	117,468.00
Animal, Insect, & Radent Control	12,000.00	ISSUED AND UNISSUED GROSS DEBT NET DEBT		Cancelled, Abated or Adjusted (1992)	
Other Welfare Services	300.00	School	282,000	Transfers to Foreclosed Property	
RECREATION and CONSERVATION		Self-Liquidating		Balance December 31, 1992	595,461.00
Beaches and Boardwalks		Other	310,000	PROPERTY ACQUIRED BY DEED OR FORECLOSURE	
Parks, Playgrounds, Shade Trees	10,000.00	Total	592,000	Balance January 1, 1992	261,856.00
Land Reclamation & Conservation	127.00			Transfers From Taxes or Liens	
Other Recreational Services		ISSUED AND OUTSTANDING		Sale for Cash (1992)	
EDUCATION (excluding schools)		School		Cancelled, Abated or Adjusted (1992)	
Libraries		Self-Liquidating		Balance December 31, 1992	261,856.00
Other Educational Services		Other	310,000.00	CURRENT FINANCES DECEMBER 31, 1992	
STATUTORY EXPENDITURES		Total	310,000.00	ASSETS	
Pensions & F. L. C. A.	43,355.00	EQUALIZED VALUATION BASIS		Cash Dec. 31, 1992	2,324,974.00
Employee Fringe Benefits	58,000.00	FOR NET DEBT COMPUTATION	111,594,249	Taxes Receivable	316,707.00
Other Statutory Expenditures	600.00	REAL PROPERTY VALUATIONS		Tax Title Liens	595,461.00
CETA And Other Public Employment Programs		Code Class # of Parcels % VAL'N ASSESSED VALUATION		Foreclosed Property	261,856.00
MUNICIPAL FUNCTIONS TOTAL	1,198,420.00	1 Vacant Land 2333 9.29 9,717,975.00		Emergencies & Other Deferred Charges	30,414.00
CAPITAL IMPROVEMENTS *MEMO*	80,000.00	2 Residential 2002 77.15 80,661,050.00		State and Federal Aid Receivable	492,950.00
DEBT SERVICE		3 Farm 149 3.20 3,346,800.00		Other Receivables	68,103.00
Principal Payments	63,250.00	4a Commercial 69 3.91 4,092,400.00		Total	4,090,465.00
Interest Payments	28,821.00	4b Industrial 20 6.39 5,677,000.00		LIABILITIES, RESERVES, AND SURPLUS	
		4c Apartments 1 .06 62,400.00		Cash Liabilities	861,767.00
		Total 4574 104,557,625.00		Reserves for Receivables	1,309,459.00
DEFERRED CHARGES	88,311.00	Land Area 34.00 Sq. Miles		Surplus Dec. 31, 1992	1,919,239.00
SCHOOL, COUNTY, SPECIAL DISTRICT TAXES	2,431,035.92	Net Valuation Taxable-Municipal	107,948,140	Total	4,090,465.00
RESERVE FOR UNCOLLECTED TAXES	671,953.00	Net Valuation Taxable-County	118,204,065		
EXPENDITURES TOTAL	4,481,790.92	State Equalized Valuation	115,157,084		
		State Equalization Ratio	93.55		

Population 1980 254
 Population 1990 412
 S & P Rating
 Moody Rating

General Tax Rate Per \$100 1.63
 State Equalized Tax Rate 1.35

CORBIN CITY CITY - ATLANTIC COUNTY
 Form of Government:
Special Charter (P.L. 1922 c. 56)
 Number of Members on Governing Body - 3

PER CAPITA:
 Gross Debt 715.02
 Net Debt
 Debt Service 120.15
 Total Tax Levy 584.93
 Municipal Expenditures 779.30

PER CENT:
 Gross Debt 1.71
 Net Debt
 Tax Levy Collected 83.61
 Tax Levy Cancelled, Abated or Adjusted .50

EXPENDITURES	REVENUES-REALIZED	1992 PROPERTY TAX	
GENERAL GOVERNMENT		STATE EQUALIZED TAX RATE	
Governing Body & Public Boards		Local District School Taxes .45	80,000.00
Municipal Clerk		Regional & Consolidated School Tax	
Financial Administration 13,035.00	1992 Property Taxes Collected 213,644.12	School Taxes in Municipal Budget	
Assessment of Taxes 7,450.00	1992 Payments in Lieu of Taxes	County Taxes .64 *	78,940.33
Collection of Taxes 8,050.00	Delinquent Tax & Lien Collections 48,622.63	County Library Taxes .03	5,607.59
Planning, Housing & Development 4,350.00	Business Personalty Replacement Taxes 2,004.80	Local Municipal Purpose Taxes .42	75,486.00
Human Resources	Taxes from Public Utilities 53,270.00	Veteran & Senior Citizen Taxes	5,800.00
Elections 750.00	Other Miscellaneous Tax Revenues	Total Taxes for Rate Computation 1.34	245,833.89
General Administration (other) 69,968.42	State Aid Revenues 91,299.66	Special District Taxes	
JUDICIARY	Federal Aid Revenues	Bank Corp. Taxes	
Municipal Courts 15,345.27	State and Local Fiscal Assistance Act Utilized	Added and Omitted Taxes	956.09
PUBLIC SAFETY	Sale of Acquired Property	Total Taxes Levied - ABSTRACT	240,989.99
Fire Protection 1,731.00	Other Miscellaneous Revenues 42,474.11	Total Taxes Billed	241,117.33
Police Protection 1,725.00	Total 451,315.32	1992 TAXES COLLECTED	213,644.12
Civil Defense & Disaster Control 1,750.00	Prior Years Surplus Appropriated 66,055.00	1992 Taxes Cancelled, Abated or Adjusted	1,206.49
Environmental Inspection & Control	REVENUES TOTAL 517,370.32	Transfer to Tax Title Liens or Foreclosed	5,143.06
Other Public Safety	Reserve For Uncollected Taxes 49,239.00	Balance Outstanding Dec. 31, 1992	21,123.71
PUBLIC WORKS	CAPITAL OUTLAY TOTAL 24,651.15	PRIOR YEARS TAXES OUTSTANDING	
Streets and Drainage 5,250.00	Public Enterprises	Balance January 1, 1992	22,087.02
Sewers and Sewage Processing 32,790.00	Recreation-Culture	Collected in 1992	19,995.70
Garbage and Trash Disposal 40,000.00	Public Works 24,651.15	Cancelled, Abated or Adjusted 1992	195.55
Public Buildings and Grounds 4,325.00	Buildings and Grounds	Transfers to Tax Title Liens or Foreclosed	1,895.77
Other Public Works	Library and Education	Balance December 31, 1992	
HEALTH and WELFARE	Conservation	TAX TITLE LIENS OUTSTANDING	
Health Services Except Environmental 70.00	All Other	Balance January 1, 1992	42,091.75
Welfare-Public Assistance 1,000.00		Transfer From Taxes	7,281.87
Hospital, Clinics, First Aid	CAPITAL DEBT AUTHORIZED, DECEMBER 31, 1992	Redeemed in 1992	28,626.93
Animal, Insect, & Rodent Control 3,920.00	ISSUED AND UNISSUED GROSS DEBT NET DEBT	Cancelled, Abated or Adjusted (1992)	
Other Welfare Services	School 295,000	Transfers to Foreclosed Property	4,519.59
RECREATION and CONSERVATION	Self-Liquidating	Balance December 31, 1992	16,227.10
Beaches and Boardwalks	Other	PROPERTY ACQUIRED BY DEED OR FORECLOSURE	
Parks, Playgrounds, Shade Trees	Total 295,000	Balance January 1, 1992	15,790.41
Land Reclamation & Conservation 53.71	ISSUED AND OUTSTANDING	Transfers From Taxes or Liens	4,519.59
Other Recreational Services	School 295,000.00	Sale for Cash (1992)	
EDUCATION (excluding schools)	Self-Liquidating	Cancelled, Abated or Adjusted (1992)	
Libraries	Other	Balance December 31, 1992	20,310.00
Other Educational Services	Total 295,000.00	CURRENT FINANCES DECEMBER 31, 1992	
STATUTORY EXPENDITURES	EQUALIZED VALUATION BASIS FOR NET DEBT COMPUTATION 17,213,414	ASSETS	
Pensions & F. I. C. A. 8,300.00	REAL PROPERTY VALUATIONS	Cash Dec. 31, 1992	328,923.97
Employee Fringe Benefits 2,500.00	Code Class # of Parcels % VAL'N ASSESSED VALUATION	Taxes Receivable	21,123.71
Other Statutory Expenditures	1 Vacant Land 113 16.37 2,400,600.00	Tax Title Liens	16,227.10
CETA And Other Public Employment Programs	2 Residential 175 71.73 10,516,300.00	Foreclosed Property	20,310.00
MUNICIPAL FUNCTIONS TOTAL 222,333.40	3 Farm 10 .99 145,600.00	Emergencies & Other Deferred Charges	
CAPITAL IMPROVEMENTS *MEMO*	4a Commercial 12 10.91 1,599,900.00	State and Federal Aid Receivable	283.26
DEBT SERVICE	4b Industrial	Other Receivables	18,745.62
Principal Payments 30,000.00	4c Apartments	Total 405,613.66	
Interest Payments 19,500.00	Total 315 14,661,400.00	LIABILITIES, RESERVES, AND SURPLUS	
TYPE I SCHL DEBT *MEMO 49,500.00	Land Area 8.30 Sq. Miles	Cash Liabilities	88,383.85
DEFERRED CHARGES	Net Valuation Taxable-Municipal 14,770,067	Reserves for Receivables	76,406.43
SCHOOL, COUNTY, SPECIAL DISTRICT TAXES 164,547.89	Net Valuation Taxable-County 16,384,140	Surplus Dec. 31, 1992	240,823.38
RESERVE FOR UNCOLLECTED TAXES 49,239.00	State Equalized Valuation 17,770,876	Total 405,613.66	
EXPENDITURES TOTAL 435,620.29	State Equalization Ratio 83.01		

1232
 Population 1980 1,927
 Population 1990 2,500
 S & P Rating
 Moody Rating A1

General Tax Rate Per \$100. 2.38
 State Equalized Tax Rate 1.72

CRANBURY TOWNSHIP - MIDDLESEX CO.

Form of Government:
 Township Committee

Number of Members on Governing Body - 3

PER CAPITA:
 Gross Debt 569.20 PER CENT:
 Gross Debt .33
 Net Debt 569.20 Net Debt .33
 Debt Service 175.07 Tax Levy Collected 98.17
 Total Tax Levy 2,946.36 Tax Levy Cancelled, Abated
 Municipal Expenditures 1,488.12 or Adjusted .14

EXPENDITURES		REVENUES-REALIZED			1992 PROPERTY TAX	
GENERAL GOVERNMENT		1992 Property Taxes Collected 7,245,836.96			STATE EQUALIZED TAX RATE	
Governing Body & Public Boards		1992 Payments in Lieu of Taxes 2,760.40			Local District School Taxes .39 3,808,011.50	
Municipal Clerk		Delinquent Tax & Lien Collections 312,245.81			Regional & Consolidated School Tax	
Financial Administration	52,794.00	Business Personalty Replacement Taxes 140,505.92			School Taxes in Municipal Budget	
Assessment of Taxes	19,010.00	Toxes from Public Utilities 380,927.00			County Taxes .41 1,760,672.13	
Collection of Taxes	33,500.00	Other Miscellaneous Tax Revenues			County Library Taxes	
Planning, Housing & Development	158,357.75	State Aid Revenues 114,488.63			Local Municipal Purpose Taxes .41 1,745,426.71	
Human Resources	66,397.50	Federal Aid Revenues			Veteran & Senior Citizen Taxes 12,700.00	
Elections	1,016.51	State and Local Fiscal Assistance Act Utilized			Total Taxes for Rate Computation 1.71 7,326,810.34	
General Administration (other)	325,861.00	Sale of Acquired Property			Special District Taxes	
JUDICIARY		Other Miscellaneous Revenues 1,013,109.96			Bank Corp. Taxes	
Municipal Courts	147,979.00	Total 9,209,924.68			Added and Omitted Taxes 51,784.97	
PUBLIC SAFETY		Prior Years Surplus Appropriated 850,000.00			Total Taxes Levied - ABSTRACT 7,365,895.31	
Fire Protection	78,453.20	REVENUES TOTAL 10,059,924.68			Total Taxes Billed 7,381,151.46	
Police Protection	661,109.09	Reserve For Uncollected Taxes 599,710.93			1992 TAXES COLLECTED 7,245,886.96	
Civil Defense & Disaster Control	4,560.00	CAPITAL OUTLAY TOTAL 985,572.68			1992 Taxes Cancelled, Abated or Adjusted 10,310.08	
Environmental Inspection & Control	47,080.00	Public Enterprises			Transfer to Tax Title Liens or Foreclosed 599.76	
Other Public Safety		Recreation-Culture 28,578.73			Balance Outstanding Dec. 31, 1992 124,354.66	
PUBLIC WORKS		Public Works 234,249.19			PRIOR YEARS TAXES OUTSTANDING	
Streets and Drainage	187,283.00	Buildings and Grounds 722,744.76			Balance January 1, 1992 311,496.03	
Sewers and Sewage Processing	231,300.00	Library and Education			Collected in 1992 303,606.14	
Garbage and Trash Disposal	9,000.00	Conservation			Cancelled, Abated or Adjusted 1992 51.40	
Public Buildings and Grounds	79,424.95	All Other			Transfers to Tax Title Liens or Foreclosed 7,397.50	
Other Public Works		CAPITAL DEBT AUTHORIZED, DECEMBER 31, 1992			Balance December 31, 1992 440.99	
HEALTH and WELFARE		ISSUED AND UNISSUED GROSS DEBT NET DEBT			TAX TITLE LIENS OUTSTANDING	
Health Services Except Environmental	7,530.00	School			Balance January 1, 1992 5,857.86	
Welfare-Public Assistance	4,440.00	Self-Liquidating			Transfer From Taxes 9,239.43	
Hospital, Clinics, First Aid		Other 1,423,000			Redeemed in 1992 8,639.67	
Animal, Insect, & Rodent Control	4,800.00	Total 1,423,000			Cancelled, Abated or Adjusted (1992)	
Other Welfare Services		ISSUED AND OUTSTANDING			Transfers to Foreclosed Property	
RECREATION and CONSERVATION		School			Balance December 31, 1992 6,457.62	
Beaches and Boardwalks	72,450.00	Self-Liquidating			PROPERTY ACQUIRED BY DEED OR	
Parks, Playgrounds, Shade Trees		Other 1,328,000.00			FORECLOSURE	
Land Reclamation & Conservation	5,722.38	Total 1,328,000.00			Balance January 1, 1992	
Other Recreational Services	5,900.00	EQUALIZED VALUATION BASIS			Transfers From Taxes or Liens	
EDUCATION (excluding schools)		FOR NET DEBT COMPUTATION 425,768,823			Sale for Cash (1992)	
Libraries	144,581.52	REAL PROPERTY VALUATIONS			Cancelled, Abated or Adjusted (1992)	
Other Educational Services	5,350.00	Code Class # of Parcels % VAL'N ASSESSED VALUATION			Balance December 31, 1992	
STATUTORY EXPENDITURES		1 Vocant Land 84 4.30 13,191,900.00			CURRENT FINANCES DECEMBER 31, 1992	
Pensions & F. L. C. A.	111,729.00	2 Residential 760 43.31 148,080,800.00			ASSETS	
Employee Fringe Benefits	145,300.00	3 Farm 175 3.84 11,763,200.00			Cash Dec. 31, 1992 2,495,391.45	
Other Statutory Expenditures		4a Commercial 76 10.22 31,323,400.00			Taxes Receivable 124,795.65	
CETA And Other Public Employment Programs		4b Industrial 17 33.07 101,353,400.00			Tax Title Liens 6,457.62	
MUNICIPAL FUNCTIONS TOTAL 2,610,928.90		4c Apartments 3 .26 732,600.00			Foreclosed Property	
CAPITAL IMPROVEMENTS *MEMO* 90,000.00		Total 1115 306,495,300.00			Emergencies & Other Deferred Charges	
DEBT SERVICE		Land Area 13.38 Sq. Miles			State and Federal Aid Receivable	
Principal Payments 386,306.90		Net Valuation Taxable-Municipal 307,934,575			Other Receivables 24,120.52	
Interest Payments 51,371.67		Net Valuation Taxable-County 414,055,726			Total 2,650,765.24	
DEFERRED CHARGES 71,991.72		State Equalized Valuation 425,948,001			LIABILITIES, RESERVES, AND SURPLUS	
SCHOOL, COUNTY, SPECIAL DISTRICT TAXES 5,568,683.63		State Equalization Ratio 72.20			Cash Liabilities 314,971.09	
RESERVE FOR UNCOLLECTED TAXES 599,710.93					Reserves for Receivables 155,373.79	
EXPENDITURES TOTAL 9,288,993.75					Surplus Dec. 31, 1992 2,180,420.36	
					Total 2,650,765.24	

2033

Population 1980 24,573
 Population 1990 22,633
 S & P Rating
 Moody Rating A1

General Tax Rate Per \$100. 2.25
 State Equalized Tax Rate 2.13

CRANFORD TOWNSHIP - UNION COUNTY

Form of Government:

Township Committee

Number of Members on Governing Body - 5

PER CAPITA:

Grass Debt 699.34
 Net Debt 630.51
 Debt Service 53.42
 Total Tax Levy 1,643.83
 Municipal Expenditures 670.37

PER CENT:

Grass Debt .89
 Net Debt .80
 Tax Levy Collected 97.90
 Tax Levy Cancelled, Abated or Adjusted .16

EXPENDITURES		REVENUES-REALIZED			1992 PROPERTY TAX	
GENERAL GOVERNMENT		REVENUES-REALIZED			STATE EQUALIZED TAX RATE	
Governing Body & Public Boards		1992 Property Taxes Collected		36,516,896.88	Local District School Taxes	1.19 20,635,787.50
Municipal Clerk		1992 Payments in Lieu of Taxes			Regional & Consolidated School Tax	
Financial Administration	166,970.00	Delinquent Tax & Lien Collections	422,261.42		School Taxes in Municipal Budget	
Assessment of Taxes	80,954.00	Business Personality Replacement Taxes	385,464.00		County Taxes	.41 7,123,695.29
Collection of Taxes	58,250.00	Taxes from Public Utilities	2,272,767.00		County Library Taxes	
Planning, Housing & Development	54,405.00	Other Miscellaneous Tax Revenues			Local Municipal Purpose Taxes	.53 9,101,040.10
Human Resources	166,740.00	State Aid Revenues	885,198.31		Veteran & Senior Citizen Taxes	204,700.00
Elections	8,550.00	Federal Aid Revenues			Total Taxes for Rate Computation	2.13 37,065,222.89
General Administration (other)	1,228,253.00	State and Local Fiscal Assistance Act Utilized			Special District Taxes	187,778.70
JUDICIARY		Sale of Acquired Property			Bank Corp. Taxes	
Municipal Courts	1,250,099.00	Other Miscellaneous Revenues	1,816,242.42		Added and Omitted Taxes	156,398.30
PUBLIC SAFETY		Total	42,298,830.03		Total Taxes Levied - ABSTRACT	37,204,699.89
Fire Protection	1,771,662.00	Prior Years Surplus Appropriated	700,000.00		Total Taxes Billed	37,299,848.13
Police Protection	3,088,230.96	REVENUES TOTAL	42,998,830.03		1992 TAXES COLLECTED	36,516,896.88
Civil Defense & Disaster Control	3,450.00	Reserve For Uncollected Taxes	722,245.54		1992 Taxes Cancelled, Abated or Adjusted	59,378.73
Environmental Inspection & Control	93,394.00	CAPITAL OUTLAY TOTAL	2,333,242.52		Transfer to Tax Title Liens or Foreclosed	6,743.25
Other Public Safety		Public Enterprises	45,563.72		Balance Outstanding Dec. 31, 1992	716,829.27
PUBLIC WORKS		Recreation-Culture	1,464,437.66		PRIOR YEARS TAXES OUTSTANDING	
Streets and Drainage	1,036,833.00	Public Works	135,038.13		Balance January 1, 1992	416,846.12
Sewers and Sewage Processing	257,365.00	Buildings and Grounds	682,079.02		Collected in 1992	415,924.37
Garbage and Trash Disposal		Library and Education	6,123.99		Cancelled, Abated or Adjusted 1992	
Public Buildings and Grounds	453,335.00	Conservation			Transfers to Tax Title Liens or Foreclosed	117.32
Other Public Works	75,000.00	All Other			Balance December 31, 1992	804.43
HEALTH and WELFARE		CAPITAL DEBT AUTHORIZED, DECEMBER 31, 1992			TAX TITLE LIENS OUTSTANDING	
Health Services Except Environmental	121,820.00	ISSUED AND UNISSUED			Balance January 1, 1992	24,642.69
Welfare-Public Assistance	26,391.00	School	952,000		Transfer From Taxes	6,862.32
Hospital, Clinics, First Aid		Self-Liquidating	606,000		Redeemed in 1992	6,337.05
Animal, Insect, & Rodent Control	3,000.00	Other	14,270,247		Cancelled, Abated or Adjusted (1992)	
Other Welfare Services		Total	15,828,247		Transfers to Foreclosed Property	
RECREATION and CONSERVATION		ISSUED AND OUTSTANDING			Balance December 31, 1992	25,167.96
Beaches and Boardwalks		School	952,000.00		PROPERTY ACQUIRED BY DEED OR FORECLOSURE	
Parks, Playgrounds, Shade Trees	127,914.00	Self-Liquidating	606,000.00		Balance January 1, 1992	3,897,800.00
Land Reclamation & Conservation	217,070.00	Other	11,860,606.68		Transfers From Taxes or Liens	
Other Recreational Services	245,694.00	Total	13,418,606.68		Sale for Cash (1992)	
EDUCATION (excluding schools)		EQUALIZED VALUATION BASIS			Cancelled, Abated or Adjusted (1992)	
Libraries	615,284.00	FOR NET DEBT COMPUTATION	1,778,447,370		Balance December 31, 1992	3,897,800.00
Other Educational Services	3,000.00	REAL PROPERTY VALUATIONS			CURRENT FINANCES DECEMBER 31, 1992	
STATUTORY EXPENDITURES		Code Class # of Parcels % VAL'N ASSESSED VALUATION			ASSETS	
Pensions & F. L. C. A.	844,492.00	1 Vacant Land 106 .62 10,133,600.00			Cash Dec. 31, 1992	3,605,758.47
Employee Fringe Benefits	1,236,935.00	2 Residential 7442 79.51 1,290,517,600.00			Taxes Receivable	717,633.70
Other Statutory Expenditures	1.00	3 Farm 1 .01 105,200.00			Tax Title Liens	25,167.96
CETA And Other Public Employment Programs		4a Commercial 274 14.34 232,793,500.00			Foreclosed Property	3,897,800.00
MUNICIPAL FUNCTIONS TOTAL	13,235,061.96	4b Industrial 52 5.10 82,746,000.00			Emergencies & Other Deferred Charges	8,628.82
CAPITAL IMPROVEMENTS *MEMO*	1,000.00	4c Apartments 9 .42 6,844,100.00			State and Federal Aid Receivable	92,789.21
DEBT SERVICE		Total 7984 1,623,140,000.00			Other Receivables	44,490.25
Principal Payments	510,272.31	Land Area 4.90 Sq. Miles			Total	8,392,263.31
Interest Payments	698,715.31	Net Valuation Taxable-Municipal	1,642,502,100		LIABILITIES, RESERVES, AND SURPLUS	
DEFERRED CHARGES		Net Valuation Taxable-County	1,673,058,651		Cash Liabilities	2,819,843.21
SCHOOL, COUNTY, SPECIAL DISTRICT TAXES	27,947,261.49	State Equalized Valuation	1,730,535,662		Reserves for Receivables	4,685,091.91
RESERVE FOR UNCOLLECTED TAXES	722,245.54	State Equalization Ratio	94.97		Surplus Dec. 31, 1992	897,333.19
EXPENDITURES TOTAL	43,119,733.61				Total	8,392,263.31

Population 1980 **7,609**
 Population 1990 **7,558**
 S & P Rating
 Moody Rating **A1**

General Tax Rate Per \$100. **2.26**
 State Equalized Tax Rate **1.85**

CRESSKILL BOROUGH - BERGEN COUNTY

Form of Government:
Borough Council

Number of Members on Governing Body - 6

PER CAPITA:

Gross Debt **537.62**
 Net Debt **517.77**
 Debt Service **39.81**
 Total Tax Levy **2,103.55**
 Municipal Expenditures **1,117.33**

PER CENT:

Gross Debt **.46**
 Net Debt **.44**
 Tax Levy Collected **97.32**
 Tax Levy Cancelled, Abated or Adjusted **.44**

EXPENDITURES		REVENUES-REALIZED			1992 PROPERTY TAX		
GENERAL GOVERNMENT		REVENUES			STATE EQUALIZED TAX RATE		
Governing Body & Public Boards		1992 Property Taxes Collected		15,473,232.00	Local District School Taxes	1.42 9,609,181.00	
Municipal Clerk		1992 Payments in Lieu of Taxes			Regional & Consolidated School Tax		
Financial Administration	22,650.00	Delinquent Tax & Lien Collections	289,845.00		School Taxes in Municipal Budget		
Assessment of Taxes	181,700.00	Business Personalty Replacement Taxes	67,867.00		County Taxes	.27 2,342,797.72	
Collection of Taxes	137,100.00	Taxes from Public Utilities	656,623.00		County Library Taxes		
Planning, Housing & Development	26,100.00	Other Miscellaneous Tax Revenues			Local Municipal Purpose Taxes	.45 3,891,556.00	
Human Resources	93,400.00	State Aid Revenues	398,736.00		Veteran & Senior Citizen Taxes	66,000.00	
Elections	3,200.00	Federal Aid Revenues			Total Taxes for Rate Computation	1.84 15,909,534.72	
General Administration (other)	503,800.00	State and Local Fiscal Assistance Act Utilized			Special District Taxes		
JUDICIARY		Sale of Acquired Property			Bank Corp. Taxes		
Municipal Courts	35,900.00	Other Miscellaneous Revenues	508,878.00		Added and Omitted Taxes	55,105.00	
PUBLIC SAFETY					Total Taxes Levied - ABSTRACT	15,898,639.72	
Fire Protection	172,246.00	Prior Years Surplus Appropriated	1,500,000.00		Total Taxes Billed	15,899,857.00	
Police Protection	2,601,542.00	REVENUES TOTAL	18,895,181.00		1992 TAXES COLLECTED	15,473,232.00	
Civil Defense & Disaster Control	22,500.00	Reserve For Uncollected Taxes	514,000.00		1992 Taxes Cancelled, Abated or Adjusted	69,399.00	
Environmental Inspection & Control	80,100.00	CAPITAL OUTLAY TOTAL	215,202.00		Transfer to Tax Title Liens or Foreclosed	1,794.00	
Other Public Safety					Balance Outstanding Dec. 31, 1992	355,432.00	
PUBLIC WORKS		CAPITAL DEBT AUTHORIZED, DECEMBER 31, 1992			PRIOR YEARS TAXES OUTSTANDING		
Streets and Drainage	863,965.00	ISSUED AND UNISSUED			Balance January 1, 1992	283,913.00	
Sewers and Sewage Processing	471,912.00	School	150,000		Collected in 1992	271,147.00	
Garbage and Trash Disposal	1,116,000.00	Self-Liquidating	436,000	436,000	Cancelled, Abated or Adjusted 1992	1,000.00	
Public Buildings and Grounds	38,900.00	Other	3,477,322	3,477,322	Transfers to Tax Title Liens or Foreclosed		
Other Public Works	32,000.00	Total	4,063,322	3,913,322	Balance December 31, 1992	11,766.00	
HEALTH and WELFARE		ISSUED AND OUTSTANDING			TAX TITLE LIENS OUTSTANDING		
Health Services Except Environmental	64,838.54	School		360,000.00	Balance January 1, 1992	35,944.00	
Welfare-Public Assistance	14,190.00	Self-Liquidating		2,997,000.00	Transfer From Taxes	1,794.00	
Hospital, Clinics, First Aid		Other		2,997,000.00	Redeemed in 1992	18,698.00	
Animal, Insect, & Rodent Control	6,700.00	Total		3,357,000.00	Cancelled, Abated or Adjusted (1992)		
Other Welfare Services		EQUALIZED VALUATION BASIS			Transfers to Foreclosed Property		
RECREATION and CONSERVATION		FOR NET DEBT COMPUTATION		888,711,812	Balance December 31, 1992	19,040.00	
Beaches and Boardwalks		REAL PROPERTY VALUATIONS			PROPERTY ACQUIRED BY DEED OR FORECLOSURE		
Parks, Playgrounds, Shade Trees	9,250.00	Code	Class	# of Parcels	% VAL'N	ASSESSED VALUATION	
Land Reclamation & Conservation	95,751.00	1	Vacant Land	189	7.00	Cash Dec. 31, 1992	3,896,930.00
Other Recreational Services	90,290.00	2	Residential	2466	83.34	Taxes Receivable	367,198.00
EDUCATION (excluding schools)		3	Farm			Tax Title Liens	19,040.00
Libraries	295,505.00	4a	Commercial	76	7.47	Foreclosed Property	38,600.00
Other Educational Services		4b	Industrial	7	1.69	Emergencies & Other Deferred Charges	123,760.00
STATUTORY EXPENDITURES		4c	Apartments	7	.50	State and Federal Aid Receivable	5,058.00
Pensions & F. L. C. A.	272,826.00	Total		2745		Other Receivables	5,083.00
Employee Fringe Benefits	312,000.00	Land Area	2.00	Sq. Miles		Total	4,455,669.00
Other Statutory Expenditures		Net Valuation Taxable-Municipal				LIABILITIES, RESERVES, AND SURPLUS	
CETA And Other Public Employment Programs		Net Valuation Taxable-County				Cash Liabilities	2,052,984.00
MUNICIPAL FUNCTIONS TOTAL	7,564,375.54	State Equalized Valuation				Reserves for Receivables	429,921.00
CAPITAL IMPROVEMENTS *MEMO*	50,000.00	State Equalization Ratio				Surplus Dec. 31, 1992	1,972,764.00
DEBT SERVICE						Total	4,455,669.00
Principal Payments	135,000.00						
Interest Payments	165,872.00						
DEFERRED CHARGES	65,940.00						
SCHOOL, COUNTY, SPECIAL DISTRICT TAXES	11,951,978.72						
RESERVE FOR UNCOLLECTED TAXES	514,000.00						
EXPENDITURES TOTAL	20,377,156.26						

1310

Population 1980 1,952
 Population 1990 1,179
 S & P Rating
 Moody Rating

General Tax Rate Per \$100. 1.05
 State Equalized Tax Rate .83

DEAL BOROUGH - MONMOUTH COUNTY

Form of Government:

Commission (1911)

Number of Members on Governing Body - 3

PER CAPITA:

Gross Debt 1,777.74
 Net Debt 1,777.74
 Debt Service 73.24
 Total Tax Levy 4,615.49
 Municipal Expenditures 2,695.63

PER CENT:

Gross Debt .31
 Net Debt .31
 Tax Levy Collected 96.41
 Tax Levy Cancelled, Abated or Adjusted

EXPENDITURES		REVENUES-REALIZED			1992 PROPERTY TAX	
GENERAL GOVERNMENT					STATE EQUALIZED TAX RATE	
Governing Body & Public Boards		1992 Property Taxes Collected	5,248,885.44	Local District School Taxes	.74	924,934.00
Municipal Clerk		1992 Payments in Lieu of Taxes		Regional & Consolidated School Tax		
Financial Administration	19,800.00	Delinquent Tax & Lien Collections	89,574.73	School Taxes in Municipal Budget		
Assessment of Taxes	8,119.39	Business Personality Replacement Taxes	7,825.44	County Taxes	.48 *	3,126,946.39
Collection of Taxes	27,450.00	Taxes from Public Utilities	393,962.00	County Library Taxes	.02	120,250.43
Planning, Housing & Development	10,850.00	Other Miscellaneous Tax Revenues		Local Municipal Purpose Taxes	.19	1,250,015.81
Human Resources	59,356.00	State Aid Revenues	52,706.22	Veteran & Senior Citizen Taxes		6,300.00
Elections	5,000.00	Federal Aid Revenues		Total Taxes for Rate Computation	.93	5,428,446.63
General Administration (other)	319,614.38	State and Local Fiscal Assistance Act Utilized		Special District Taxes		
JUDICIARY		Sole of Acquired Property		Bank Corp. Taxes		
Municipal Courts	47,434.59	Other Miscellaneous Revenues	1,006,658.24	Added and Omitted Taxes		19,514.45
PUBLIC SAFETY		Total	6,799,412.07	Total Taxes Levied - ABSTRACT		5,441,661.08
Fire Protection	225,903.60	Prior Years Surplus Appropriated	563,000.00	Total Taxes Billed		5,444,204.89
Police Protection	757,424.43	REVENUES TOTAL	7,362,412.07	1992 TAXES COLLECTED		5,248,885.44
Civil Defense & Disaster Control	1,000.00	Reserve For Uncollected Taxes	155,120.21	1992 Taxes Cancelled, Abated or Adjusted		
Environmental Inspection & Control	28,142.53	CAPITAL OUTLAY TOTAL	196,148.17	Transfer to Tax Title Liens or Foreclosed		
Other Public Safety		Public Enterprises	48,189.20	Balance Outstanding Dec. 31, 1992		195,319.46
PUBLIC WORKS		Recreation-Culture	8,300.00	PRIOR YEARS TAXES OUTSTANDING		
Streets and Drainage	264,062.00	Public Works	95,367.97	Balance January 1, 1992		119,060.30
Sewers and Sewage Processing	220,952.00	Buildings and Grounds	44,291.00	Collected in 1992		89,574.73
Garbage and Trash Disposal	32,900.00	Library and Education		Cancelled, Abated or Adjusted 1992		
Public Buildings and Grounds	2,800.00	Conservation		Transfers to Tax Title Liens or Foreclosed		
Other Public Works		All Other		Balance December 31, 1992		29,485.57
HEALTH and WELFARE		CAPITAL DEBT AUTHORIZED, DECEMBER 31, 1992		TAX TITLE LIENS OUTSTANDING		
Health Services Except Environmental	14,000.00	ISSUED AND UNISSUED		Balance January 1, 1992		
Welfare-Public Assistance		School		Transfer From Taxes		
Hospital, Clinics, First Aid	500.00	Self-Liquidating	969,000	Redeemed in 1992		
Animal, Insect, & Rodent Control	750.00	Other	1,126,959	Cancelled, Abated or Adjusted (1992)		
Other Welfare Services		Total	2,095,959	Transfers to Foreclosed Property		
RECREATION and CONSERVATION		ISSUED AND OUTSTANDING		Balance December 31, 1992		
Beaches and Boardwalks	385,659.90	School		PROPERTY ACQUIRED BY DEED OR FORECLOSURE		
Parks, Playgrounds, Shade Trees	4,700.00	Self-Liquidating	855,000.00	Balance January 1, 1992		6,000.00
Land Reclamation & Conservation		Other	277,130.12	Transfers From Taxes or Liens		
Other Recreational Services	3,950.00	Total	1,132,130.12	Sole for Cash (1992)		
EDUCATION (excluding schools)		EQUALIZED VALUATION BASIS		Cancelled, Abated or Adjusted (1992)		
Libraries		FOR NET DEBT COMPUTATION	672,226,233	Balance December 31, 1992		6,000.00
Other Educational Services		REAL PROPERTY VALUATIONS		CURRENT FINANCES DECEMBER 31, 1992		
STATUTORY EXPENDITURES		Code Class # of Parcels % VAL'N		ASSETS		
Pensions & F. L. C. A.	202,628.11	1 Vacant Land 64 4.43	22,890,500.00	Cash Dec. 31, 1992		2,136,873.31
Employee Fringe Benefits	190,000.00	2 Residential 855 93.04	481,141,500.00	Taxes Receivable		224,805.01
Other Statutory Expenditures		3 Farm		Tax Title Liens		
CETA And Other Public Employment Programs		4a Commercial 17 2.19	11,341,700.00	Foreclosed Property		6,000.00
MUNICIPAL FUNCTIONS TOTAL	2,833,046.93	4b Industrial		Emergencies & Other Deferred Charges		462.72
CAPITAL IMPROVEMENTS *ME40*	30,000.00	4c Apartments 4 .34	1,741,900.00	State and Federal Aid Receivable		4,219.00
DEBT SERVICE		Total	517,115,600.00	Other Receivables		14,426.60
Principal Payments	72,000.00	Land Area 1.20 Sq. Miles		Total		2,436,786.64
Interest Payments	14,350.00	Net Valuation Taxable-Municipal	517,687,341	LIABILITIES, RESERVES, AND SURPLUS		
DEFERRED CHARGES		Net Valuation Taxable-County	718,431,561	Cash Liabilities		1,124,013.50
SCHOOL, COUNTY, SPECIAL DISTRICT TAXES	4,172,130.82	State Equalized Valuation	656,061,157	Reserves for Receivables		244,101.35
RESERVE FOR UNCOLLECTED TAXES	155,120.21	State Equalization Ratio	78.89	Surplus Dec. 31, 1992		1,063,671.79
EXPENDITURES TOTAL	7,350,281.62			Total		2,436,786.64

*Includes County Health Service Taxes, County Vocational School Taxes, or County Open Space Tax. See Table 13.

Population 1980 2,523
 Population 1990 2,933
 S & P Rating
 Moody Rating

General Tax Rate Per \$100. 2.28
 State Equalized Tax Rate 2.10

DEERFIELD TWP. - CUMBERLAND COUNTY
 Form of Government:
 Township Committee
 Number of Members on Governing Body - 5

PER CAPITAL: Gross Debt 1,737.24 PER CENT: Gross Debt 5.82
 Net Debt 610.78 Net Debt 2.05
 Debt Service 3.07 Tax Levy Collected 90.53
 Total Tax Levy 647.02 Tax Levy Cancelled, Abated or Adjusted .49
 Municipal Expenditures 343.97

EXPENDITURES		REVENUES-REALIZED		1992 PROPERTY TAX	
GENERAL GOVERNMENT		REVENUES-REALIZED		STATE EQUALIZED TAX RATE	
Governing Body & Public Boards		1992 Property Taxes Collected	1,723,624.97	Local District School Taxes	.66 598,136.00
Municipal Clerk		1992 Payments in Lieu of Taxes	3,279.99	Regional & Consolidated School Tax	.30 265,698.51
Financial Administration	52,050.00	Delinquent Tax & Lien Collections	234,854.22	School Taxes in Municipal Budget	
Assessment of Taxes	22,925.00	Business Personality Replacement Taxes	26,042.08	County Taxes	1.04 * 935,808.50
Collection of Taxes	24,000.00	Taxes from Public Utilities	175,678.00	County Library Taxes	
Planning, Housing & Development	39,000.00	Other Miscellaneous Tax Revenues		Local Municipal Purpose Taxes	.09 83,200.00
Human Resources	4,219.00	State Aid Revenues	109,155.00	Veteran & Senior Citizen Taxes	
Elections		Federal Aid Revenues		Total Taxes for Rate Computation	2.09 1,920,693.01
General Administration (other)	212,157.46	State and Local Fiscal Assistance Act Utilized		Special District Taxes	
JUDICIARY		Sale of Acquired Property		Bank Corp. Taxes	
Municipal Courts	25,900.00	Other Miscellaneous Revenues	269,625.23	Added and Omitted Taxes	14,880.52
PUBLIC SAFETY		Total	2,542,259.49	Total Taxes Levied - ABSTRACT	1,897,723.53
Fire Protection	41,774.84	Prior Years Surplus Appropriated	285,333.92	Total Taxes Billed	1,903,922.45
Police Protection	6,000.00	REVENUES TOTAL	2,827,593.41	1992 TAXES COLLECTED	1,723,624.97
Civil Defense & Disaster Control	6,635.00	Reserve For Uncollected Taxes	277,314.70	1992 Taxes Cancelled, Abated or Adjusted	9,321.47
Environmental Inspection & Control	39,000.00	CAPITAL OUTLAY TOTAL	812.00	Transfer to Tax Title Liens or Foreclosed	37,703.60
Other Public Safety		Public Enterprises		Balance Outstanding Dec. 31, 1992	133,272.41
PUBLIC WORKS		Recreation-Culture		PRIOR YEARS TAXES OUTSTANDING	
Streets and Drainage	44,000.00	Public Works		Balance January 1, 1992	188,198.94
Sewers and Sewage Processing	2,400.00	Buildings and Grounds	812.00	Collected in 1992	172,285.63
Garbage and Trash Disposal	3,500.00	Library and Education		Cancelled, Abated or Adjusted 1992	129.81
Public Buildings and Grounds	64,860.00	Conservation		Transfers to Tax Title Liens or Foreclosed	11,085.63
Other Public Works	200.00	All Other		Balance December 31, 1992	4,697.87
HEALTH and WELFARE		CAPITAL DEBT AUTHORIZED, DECEMBER 31, 1992		TAX TITLE LIENS OUTSTANDING	
Health Services Except Environmental		ISSUED AND UNISSUED	GROSS DEBT	NET DEBT	
Welfare-Public Assistance	2,750.00	School	5,041,319	Balance January 1, 1992	131,450.61
Hospital, Clinics, First Aid		Self-Liquidating		Transfer From Taxes	51,412.65
Animal, Insect, & Rodent Control	9,140.00	Other	54,000	Redeemed in 1992	62,568.59
Other Welfare Services		Total	5,095,319	Cancelled, Abated or Adjusted (1992)	
RECREATION and CONSERVATION		ISSUED AND OUTSTANDING		Transfers to Foreclosed Property	33,315.17
Beaches and Boardwalks		School	676,319.13	Balance December 31, 1992	86,979.50
Parks, Playgrounds, Shade Trees		Self-Liquidating		PROPERTY ACQUIRED BY DEED OR FORECLOSURE	
Land Reclamation & Conservation	3,600.00	Other	54,000.00	Balance January 1, 1992	255,884.83
Other Recreational Services		Total	730,319.13	Transfers From Taxes or Liens	33,315.17
EDUCATION (excluding schools)		EQUALIZED VALUATION BASIS		Sale for Cash (1992)	
Libraries		FOR NET DEBT COMPUTATION	87,585,897	Cancelled, Abated or Adjusted (1992)	
Other Educational Services		REAL PROPERTY VALUATIONS		Balance December 31, 1992	289,200.00
STATUTORY EXPENDITURES		Code Class # of Parcels % VAL'N ASSESSED VALUATION		CURRENT FINANCES DECEMBER 31, 1992	
Pensions & F. L. C. A.	33,500.00	1 Vacant Land 349 5.69 4,635,500.00		ASSETS	
Employee Fringe Benefits		2 Residential 795 70.83 57,728,300.00		Cash Dec. 31, 1992	1,092,398.77
Other Statutory Expenditures		3 Farm 365 12.91 10,526,300.00		Taxes Receivable	137,970.28
CETA And Other Public Employment Programs		4a Commercial 58 9.62 7,943,700.00		Tax Title Liens	86,979.50
MUNICIPAL FUNCTIONS TOTAL		4b Industrial 3 .94 764,500.00		Foreclosed Property	289,200.00
MUNICIPAL FUNCTIONS TOTAL	642,611.30	4c Apartments		Emergencies & Other Deferred Charges	966.42
CAPITAL IMPROVEMENTS *MEMO*		Total 1570 81,498,300.00		State and Federal Aid Receivable	18,830.01
DEBT SERVICE		Land Area 16.70 Sq. Miles		Other Receivables	146,198.43
Principal Payments	9,000.00	Net Valuation Taxable-Municipal	82,852,716	Total	1,772,543.41
Interest Payments		Net Valuation Taxable-County	94,822,070	LIABILITIES, RESERVES, AND SURPLUS	
DEFERRED CHARGES		State Equalized Valuation	89,910,643	Cash Liabilities	364,603.64
SCHOOL, COUNTY, SPECIAL DISTRICT TAXES	79,650.00	State Equalization Ratio	92.03	Reserves for Receivables	660,348.21
RESERVE FOR UNCOLLECTED TAXES	277,314.70			Surplus Dec. 31, 1992	747,591.56
EXPENDITURES TOTAL	2,803,219.01			Total	1,772,543.41

*Includes County Health Service Taxes, County Vocational School Taxes, or County Open Space Tax. See Table 13.

0309

Population 1980 3,730
 Population 1990 3,316
 S & P Rating
 Moody Rating

General Tax Rate Per \$100. 2.22
 State Equalized Tax Rate 2.10

DELANCO TOWNSHIP - BURLINGTON CO.

Form of Government:

Township Committee

Number of Members on Governing Body - 3

PER CAPITA:

Gross Debt 737.16
 Net Debt 373.77
 Debt Service 43.81
 Total Tax Levy 1,103.09
 Municipal Expenditures 550.14

PER CENT:

Gross Debt 1.51
 Net Debt .77
 Tax Levy Collected 93.34
 Tax Levy Cancelled, Abated or Adjusted .68

EXPENDITURES		REVENUES-REALIZED		1992 PROPERTY TAX	
GENERAL GOVERNMENT				STATE EQUALIZED TAX RATE	
Governing Body & Public Boards		1992 Property Taxes Collected 3,416,629.12		Local District School Taxes 1.14 1,862,110.50	
Municipal Clerk		1992 Payments in Lieu of Taxes		Regional & Consolidated School Tax	
Financial Administration 24,344.00		Delinquent Tax & Lien Collections 231,876.80		School Taxes in Municipal Budget	
Assessment of Taxes 9,459.00		Business Personalty Replacement Taxes 159,814.52		County Taxes .56 922,151.29	
Collection of Taxes 13,904.00		Taxes from Public Utilities 248,230.00		County Library Taxes .03 56,698.01	
Planning, Housing & Development 8,103.00		Other Miscellaneous Tax Revenues		Local Municipal Purpose Taxes .37 606,521.00	
Human Resources 38,738.34		State Aid Revenues 161,667.70		Veteran & Senior Citizen Taxes 46,250.00	
Elections		Federal Aid Revenues		Total Taxes for Rate Computation 2.10 3,493,730.79	
General Administration (other) 189,877.00		State and Local Fiscal Assistance Act Utilized		Special District Taxes 196,000.00	
JUDICIARY		State of Acquired Property		Bank Corp. Taxes	
Municipal Courts 27,812.05		Other Miscellaneous Revenues 175,495.46		Added and Omitted Taxes 14,351.62	
PUBLIC SAFETY		Total 4,393,713.60		Total Taxes Levied - ABSTRACT 3,657,832.41	
Fire Protection 600.00		Prior Years Surplus Appropriated 349,000.00		Total Taxes Billed 3,660,498.27	
Police Protection 368,531.39		REVENUES TOTAL 4,742,713.60		1992 TAXES COLLECTED 3,416,629.12	
Civil Defense & Disaster Control 1,500.00		Reserve For Uncollected Taxes 288,938.70		1992 Taxes Cancelled, Abated or Adjusted 24,997.71	
Environmental Inspection & Control 25,645.00		CAPITAL OUTLAY TOTAL 194,847.61		Transfer to Tax Title Liens or Foreclosed 6,238.95	
Other Public Safety		Public Enterprises		Balance Outstanding Dec. 31, 1992 212,632.49	
PUBLIC WORKS		Recreation—Culture		PRIOR YEARS TAXES OUTSTANDING	
Streets and Drainage 203,321.00		Public Works 59,039.23		Balance January 1, 1992 244,806.03	
Sewers and Sewage Processing 172,072.00		Buildings and Grounds 135,808.38		Collected in 1992 231,876.80	
Garbage and Trash Disposal 19,475.00		Library and Education		Cancelled, Abated or Adjusted 1992	
Public Buildings and Grounds 4,000.00		Conservation		Transfers to Tax Title Liens or Foreclosed	
HEALTH and WELFARE		All Other		Balance December 31, 1992 12,929.23	
Health Services Except Environmental 763.00		CAPITAL DEBT AUTHORIZED, DECEMBER 31, 1992		TAX TITLE LIENS OUTSTANDING	
Welfare—Public Assistance 2,849.00		ISSUED AND UNISSUED GROSS DEBT NET DEBT		Balance January 1, 1992 27,845.61	
Hospital, Clinics, First Aid 500.00		School 1,205,000		Transfer From Taxes 6,238.95	
Animal, Insect, & Rodent Control		Self-Liquidating		Redeemed in 1992	
Other Welfare Services		Other 1,239,413		Cancelled, Abated or Adjusted (1992)	
RECREATION and CONSERVATION		Total 2,444,413		Transfers to Foreclosed Property	
Beaches and Boardwalks		ISSUED AND OUTSTANDING		Balance December 31, 1992 34,084.56	
Parks, Playgrounds, Shade Trees 5,788.00		School 1,205,000.00		PROPERTY ACQUIRED BY DEED OR FORECLOSURE	
Land Reclamation & Conservation 8,108.26		Self-Liquidating		Balance January 1, 1992 4,500.00	
Other Recreational Services 14,430.00		Other 845,917.03		Transfers From Taxes or Liens	
EDUCATION (excluding schools)		Total 2,050,917.03		Sale for Cash (1992)	
Libraries 39,000.00		EQUALIZED VALUATION BASIS		Cancelled, Abated or Adjusted (1992)	
Other Educational Services		FOR NET DEBT COMPUTATION 161,569,574		Balance December 31, 1992 4,500.00	
STATUTORY EXPENDITURES		REAL PROPERTY VALUATIONS		CURRENT FINANCES DECEMBER 31, 1992	
Pensions & F. L. C. A. 79,350.85		Code Class # of Parcels % VAL'N ASSESSED VALUATION		ASSETS	
Employee Fringe Benefits 36,153.00		1 Vacant Land 34 1.55 2,398,600.00		Cash Dec. 31, 1992 840,492.06	
Other Statutory Expenditures		2 Residential 1198 76.91 118,968,400.00		Taxes Receivable 225,561.72	
CETA And Other Public Employment Programs		3 Farm 20 .73 1,128,500.00		Tax Title Liens 34,084.56	
MUNICIPAL FUNCTIONS TOTAL 1,344,370.89		4a Commercial 43 9.60 14,544,900.00		Foreclosed Property 4,500.00	
CAPITAL IMPROVEMENTS *MEMO* 21,000.00		4b Industrial 12 10.64 16,464,300.00		Emergencies & Other Deferred Charges 31,600.00	
DEBT SERVICE		4c Apartments 6 .76 1,183,300.00		State and Federal Aid Receivable	
Principal Payments 109,185.04		Total 1313 154,638,000.00		Other Receivables 11,736.82	
Interest Payments 36,086.89		Land Area 2.16 Sq. Miles		Total 1,147,975.16	
DEFERRED CHARGES 45,686.14		Net Valuation Taxable—Municipal 155,221,198		LIABILITIES, RESERVES, AND SURPLUS	
SCHOOL, COUNTY, SPECIAL DISTRICT TAXES 3,036,959.79		Net Valuation Taxable—County 169,351,057		Cash Liabilities 404,390.52	
RESERVE FOR UNCOLLECTED TAXES 288,938.70		State Equalized Valuation 163,723,408		Reserves for Receivables 275,893.10	
EXPENDITURES TOTAL 4,861,207.45		State Equalization Ratio 96.79		Surplus Dec. 31, 1992 467,701.54	

Population 1980 **3,816**
 Population 1990 **4,512**
 S & P Rating
 Moody Rating

General Tax Rate Per \$100. **1.54**
 State Equalized Tax Rate **1.53**

DELAWARE TWP. - HUNTERDON CO.
 Form of Government:
Township Committee
 Number of Members on Governing Body - 3

PER CAPITAL: Gross Debt **64.65** PER CENT: Gross Debt **.08**
 Net Debt **61.10** Net Debt **.08**
 Debt Service **1.32** Tax Levy Collected **96.47**
 Total Tax Levy **1,175.24** Tax Levy Cancelled, Abated or Adjusted **.05**
 Municipal Expenditures **456.98**

EXPENDITURES		REVENUES-REALIZED			1992 PROPERTY TAX	
GENERAL GOVERNMENT		1992 Property Taxes Collected			STATE EQUALIZED TAX RATE	
Governing Body & Public Boards		1992 Payments in Lieu of Taxes			Local District School Taxes	2,309,363.00
Municipal Clerk		Delinquent Tax & Lien Collections			Regional & Consolidated School Tax	1,424,978.51
Financial Administration	56,072.00	Business Personality Replacement Taxes			School Taxes in Municipal Budget	
Assessment of Taxes	33,576.00	Taxes from Public Utilities			County Taxes	1,003,179.71
Collection of Taxes	35,551.00	Other Miscellaneous Tax Revenues			County Library Taxes	84,829.99
Planning, Housing & Development	108,213.00	State Aid Revenues			Local Municipal Purpose Taxes	433,070.20
Human Resources	99,778.00	Federal Aid Revenues			Veteran & Senior Citizen Taxes	31,300.00
Elections		State and Local Fiscal Assistance Act Utilized			Total Taxes for Rate Computation	5,286,721.41
General Administration (other)	265,465.00	Sale of Acquired Property			Special District Taxes	
JUDICIARY		Other Miscellaneous Revenues			Bank Corp. Taxes	
Municipal Courts	20,569.00	Total			Added and Omitted Taxes	47,265.14
PUBLIC SAFETY		Prior Years Surplus Appropriated			Total Taxes Levied - ABSTRACT	5,302,686.55
Fire Protection	51,778.50	REVENUES TOTAL			Total Taxes Billed	5,330,338.63
Police Protection	256,863.34	Reserve For Uncollected Taxes			1992 TAXES COLLECTED	5,142,257.19
Civil Defense & Disaster Control	200.00	CAPITAL OUTLAY TOTAL			1992 Taxes Cancelled, Abated or Adjusted	2,441.74
Environmental Inspection & Control	30,041.00	Public Enterprises			Transfer to Tax Title Liens or Foreclosed	10,710.70
Other Public Safety		Recreation-Culture			Balance Outstanding Dec. 31, 1992	174,929.00
PUBLIC WORKS		Public Works			PRIOR YEARS TAXES OUTSTANDING	
Streets and Drainage	400,400.00	Buildings and Grounds			Balance January 1, 1992	172,188.33
Sewers and Sewage Processing	7,500.00	Library and Education			Collected in 1992	150,369.59
Garbage and Trash Disposal	30,000.00	Conservation			Cancelled, Abated or Adjusted 1992	
Public Buildings and Grounds	77,751.00	All Other			Transfers to Tax Title Liens or Foreclosed	
Other Public Works	58,000.00	CAPITAL DEBT AUTHORIZED, DECEMBER 31, 1992			Balance December 31, 1992	21,818.74
HEALTH and WELFARE		ISSUED AND UNISSUED			TAX TITLE LIENS OUTSTANDING	
Health Services Except Environmental	14,930.00	School			Balance January 1, 1992	78,650.37
Welfare-Public Assistance	6,070.00	Self-Liquidating			Transfer From Taxes	10,710.70
Hospital, Clinics, First Aid		Other			Redeemed in 1992	6,845.23
Animal, Insect, & Rodent Control		Total			Cancelled, Abated or Adjusted (1992)	
Other Welfare Services		ISSUED AND OUTSTANDING			Transfers to Foreclosed Property	
RECREATION and CONSERVATION		School			Balance December 31, 1992	82,515.84
Beaches and Boardwalks		Self-Liquidating			PROPERTY ACQUIRED BY DEED OR FORECLOSURE	
Parks, Playgrounds, Shade Trees		Other			Balance January 1, 1992	
Land Reclamation & Conservation	8,315.00	Total			Transfers From Taxes or Liens	
Other Recreational Services	11,500.00	EQUALIZED VALUATION BASIS			Sale for Cash (1992)	
EDUCATION (excluding schools)		FOR NET DEBT COMPUTATION			Cancelled, Abated or Adjusted (1992)	
Libraries		REAL PROPERTY VALUATIONS			Balance December 31, 1992	
Other Educational Services		Code Class # of Parcels % VAL'N ASSESSED VALUATION			CURRENT FINANCES DECEMBER 31, 1992	
STATUTORY EXPENDITURES		1 Vacant Land 198 3.84 13,124,600.00			ASSETS	
Pensions & F. L. C. A.	91,700.00	2 Residential 1020 60.36 206,108,000.00			Cash Dec. 31, 1992	1,691,441.43
Employee Fringe Benefits	115,000.00	3 Farm 1094 30.30 103,474,800.00			Taxes Receivable	196,747.74
Other Statutory Expenditures		4a Commercial 38 3.26 11,121,100.00			Tax Title Liens	82,515.84
CETA And Other Public Employment Programs		4b Industrial 10 1.88 6,423,300.00			Foreclosed Property	
MUNICIPAL FUNCTIONS TOTAL	1,777,272.84	4c Apartments 5 .35 1,210,900.00			Emergencies & Other Deferred Charges	56,000.00
CAPITAL IMPROVEMENTS *MEMO*		Total 2365 341,462,700.00			State and Federal Aid Receivable	56,726.41
DEBT SERVICE		Land Area 36.90 Sq. Miles			Other Receivables	46,310.12
Principal Payments	5,969.60	Net Valuation Taxable-Municipal			Total	2,129,741.54
Interest Payments		Net Valuation Taxable-County			LIABILITIES, RESERVES, AND SURPLUS	
DEFERRED CHARGES		State Equalized Valuation			Cash Liabilities	726,117.97
SCHOOL, COUNTY, SPECIAL DISTRICT TAXES	6,822,331.21	State Equalization Ratio			Reserves for Receivables	282,626.70
RESERVE FOR UNCOLLECTED TAXES	250,671.76				Surplus Dec. 31, 1992	1,120,996.87
EXPENDITURES TOTAL	6,884,265.41				Total	2,129,741.54

0310
 Population 1980 14,811
 Population 1990 13,178
 S & P Rating
 Moody Rating AAA

General Tax Rate Per \$100. 2.20
 State Equalized Tax Rate 2.12

DELTRAN TOWNSHIP - BURLINGTON CO.
 Form of Government:
 Mayor-Council Plan D (OMCL 50)
 Number of Members on Governing Body - 5

PER CAPITA:
 Gross Debt 315.76
 Net Debt 160.43
 Debt Service 23.56
 Total Tax Levy 1,143.28
 Municipal Expenditures 437.02

PER CENT:
 Gross Debt .63
 Net Debt .32
 Tax Levy Collected 96.18
 Tax Levy Cancelled, Abated or Adjusted .87

EXPENDITURES		REVENUES-REALIZED		1992 PROPERTY TAX	
GENERAL GOVERNMENT				STATE EQUALIZED TAX RATE	
Governing Body & Public Boards	25,635.00	1992 Property Taxes Collected	14,495,196.60	Local District School Taxes	1.20 8,036,406.50
Municipal Clerk	61,414.00	1992 Payments in Lieu of Taxes	531.40	Regional & Cansolidated School Tax	
Financial Administration	119,863.00	Delinquent Tax & Lien Collections	693,966.06	School Taxes in Municipal Budget	
Assessment of Taxes	65,593.00	Business Personalty Replacement Taxes	186,979.44	County Taxes	.55 3,667,897.44
Collection of Taxes	68,437.00	Taxes from Public Utilities	782,370.85	County Library Taxes	.03 225,006.44
Planning, Housing & Development	40,058.00	Other Miscellaneous Tax Revenues		Local Municipal Purpose Taxes	.34 2,318,800.00
Human Resources	96,460.00	State Aid Revenues	1,417,366.02	Veteran & Senior Citizen Taxes	107,120.00
Elections		Federal Aid Revenues		Total Taxes for Rate Computation	2.12 14,355,230.38
General Administration (other)	451,629.50	State and Local Fiscal Assistance Act Utilized		Special District Taxes	666,363.00
JUDICIARY		Sale of Acquired Property		Bank Corp. Taxes	
Municipal Courts	82,994.77	Other Miscellaneous Revenues	679,129.24	Added and Omitted Taxes	151,673.96
PUBLIC SAFETY		Total	18,255,539.61	Total Taxes Levied - ABSTRACT	15,066,147.34
Fire Protection		Prior Years Surplus Appropriated	378,340.00	Total Taxes Billed	15,070,840.11
Police Protection	1,360,064.51	REVENUES TOTAL	18,633,879.61	1992 TAXES COLLECTED	14,495,196.60
Civil Defense & Disaster Control	250.00	Reserve For Uncollected Taxes	1,064,650.00	1992 Taxes Cancelled, Abated or Adjusted	131,688.52
Environmental Inspection & Control	100.00	CAPITAL OUTLAY TOTAL	565,558.83	Transfer to Tax Title Liens or Foreclosed	9,040.90
Other Public Safety		Public Enterprises		Balance Outstanding Dec. 31, 1992	434,914.09
PUBLIC WORKS		Recreation-Culture	48,267.00	PRIOR YEARS TAXES OUTSTANDING	
Streets and Drainage	513,032.00	Public Works	289,862.61	Balance January 1, 1992	392,118.07
Sewers and Sewage Processing	138,927.00	Buildings and Grounds	227,429.22	Collected in 1992	367,958.87
Garbage and Trash Disposal	504,731.87	Library and Education		Cancelled, Abated or Adjusted 1992	396.70
Public Buildings and Grounds	107,000.00	Conservation		Transfers to Tax Title Liens or Foreclosed	
Other Public Works		All Other		Balance December 31, 1992	23,762.50
HEALTH and WELFARE		CAPITAL DEBT AUTHORIZED, DECEMBER 31, 1992		TAX TITLE LIENS OUTSTANDING	
Health Services Except Environmental	2,247.00	ISSUED AND UNISSUED		Balance January 1, 1992	336,378.80
Welfare-Public Assistance		School	1,737,000	Transfer From Taxes	31,448.42
Hospital, Clinics, First Aid		Self-Liquidating		Redeemed in 1992	326,007.19
Animal, Insect, & Rodent Control	29,197.00	Other	2,374,103	Cancelled, Abated or Adjusted (1992)	
Other Welfare Services	3,546.00	Total	4,161,103	Transfers to Foreclosed Property	
RECREATION and CONSERVATION		ISSUED AND OUTSTANDING		Balance December 31, 1992	41,820.03
Beaches and Boardwalks		School	1,737,000.00	PROPERTY ACQUIRED BY DEED OR FORECLOSURE	
Parks, Playgrounds, Shade Trees		Self-Liquidating		Balance January 1, 1992	3,615.00
Land Reclamation & Conservation		Other	2,161,626.42	Transfers From Taxes or Liens	
Other Recreational Services	24,550.00	Total	3,948,626.42	Sale for Cash (1992)	
EDUCATION (excluding schools)		EQUALIZED VALUATION BASIS FOR NET DEBT COMPUTATION	660,295,983	Cancelled, Abated or Adjusted (1992)	
Libraries		REAL PROPERTY VALUATIONS		Balance December 31, 1992	3,615.00
Other Educational Services	200.00	Code Class # of Parcels % VAL'N ASSESSED VALUATION		CURRENT FINANCES DECEMBER 31, 1992	
STATUTORY EXPENDITURES		1 Vacant Land 159 3.29 21,225,200.00		ASSETS	
Pensions & F. L. C. A.	194,530.13	2 Residential 3520 70.31 456,901,400.00		Cash Dec. 31, 1992	3,091,863.70
Employee Fringe Benefits	442,200.00	3 Farm 52 .38 2,410,650.00		Taxes Receivable	458,676.59
Other Statutory Expenditures	3,500.00	4a Commercial 152 18.09 116,737,700.00		Tax Title Liens	41,820.03
CETA And Other Public Employment Programs		4b Industrial 5 .53 3,404,900.00		Foreclosed Property	3,615.00
MUNICIPAL FUNCTIONS TOTAL	4,336,159.78	4c Apartments 3 6.91 44,591,200.00		Emergencies & Other Deferred Charges	104,200.00
CAPITAL IMPROVEMENTS *MEMO*	10,000.00	Total 3391 645,272,050.00		State and Federal Aid Receivable	4,625.89
DEBT SERVICE		Land Area 6.91 Sq. Miles		Other Receivables	47,182.98
Principal Payments	179,395.49	Net Valuation Taxable-Municipal	647,533,253	Total	3,751,984.08
Interest Payments	131,106.50	Net Valuation Taxable-Caunity	672,070,871	LIABILITIES, RESERVES, AND SURPLUS	
DEFERRED CHARGES	47,800.00	State Equalized Valuation	672,116,959	Cash Liabilities	1,059,454.80
SCHOOL, COUNTY, SPECIAL DISTRICT TAXES	12,595,673.33	State Equalization Ratio	96.33	Reserves for Receivables	551,294.50
RESERVE FOR UNCOLLECTED TAXES	1,064,650.00			Surplus Dec. 31, 1992	2,141,234.78
EXPENDITURES TOTAL	13,354,735.15			Total	3,751,984.08

0209

Population 1980 4,963
 Population 1990 4,800
 S & P Rating
 Moody Rating A1

General Tax Rate Per \$100. 2.67
 State Equalized Tax Rate 2.06

DEMAREST BOROUGH - BERGEN COUNTY

Form of Government:

Borough Council

Number of Members on Governing Body - 6

PER CAPITA:
 Gross Debt 436.49
 Net Debt 270.06
 Debt Service 80.47
 Total Tax Levy 2,450.07
 Municipal Expenditures 880.63

PER CENT:
 Gross Debt .36
 Net Debt .22
 Tax Levy Collected 97.64
 Tax Levy Cancelled, Abated or Adjusted .49

EXPENDITURES		REVENUES-REALIZED		1992 PROPERTY TAX	
GENERAL GOVERNMENT				STATE EQUALIZED TAX RATE	
Governing Body & Public Boards		1992 Property Taxes Collected	11,508,298.00	Local District School Taxes	.84 4,769,294.00
Municipal Clerk		1992 Payments in Lieu of Taxes		Regional & Consolidated School Tax	.43 2,472,145.17
Financial Administration	71,955.00	Delinquent Tax & Lien Collections	247,783.00	School Taxes in Municipal Budget	
Assessment of Taxes	14,030.00	Business Personalty Replacement Taxes	14,453.00	County Taxes	.26 1,500,791.27
Collection of Taxes	19,400.00	Taxes from Public Utilities	373,844.00	County Library Taxes	
Planning, Housing & Development	9,675.00	Other Miscellaneous Tax Revenues		Local Municipal Purpose Taxes	.52 2,975,890.00
Human Resources	30,122.00	State Aid Revenues	253,409.00	Veteran & Senior Citizen Taxes	
Elections	1,774.00	Federal Aid Revenues		Total Taxes for Rate Computation	2.05 11,748,970.44
General Administration (other)	381,448.00	State and Local Fiscal Assistance Act Utilized		Special District Taxes	
JUDICIARY		Sale of Acquired Property		Bank Corp. Taxes	
Municipal Courts	18,770.00	Other Miscellaneous Revenues	242,813.00	Added and Omitted Taxes	42,192.00
PUBLIC SAFETY		Total	12,640,600.00	Total Taxes Levied - ABSTRACT	11,760,312.44
Fire Protection	87,821.00	Prior Years Surplus Appropriated	233,000.00	Total Taxes Billed	11,786,665.00
Police Protection	862,954.00	REVENUES TOTAL	12,873,600.00	1992 TAXES COLLECTED	11,508,298.00
Civil Defense & Disaster Control	500.00	Reserve For Uncollected Taxes	352,750.00	1992 Taxes Cancelled, Abated or Adjusted	58,070.00
Environmental Inspection & Control	29,100.00	CAPITAL OUTLAY TOTAL	352,026.00	Transfer to Tax Title Liens or Foreclosed	
Other Public Safety				Balance Outstanding Dec. 31, 1992	220,297.00
PUBLIC WORKS		Public Enterprises		PRIOR YEARS TAXES OUTSTANDING	
Streets and Drainage	50,048.00	Recreation-Culture		Balance January 1, 1992	260,757.00
Sewers and Sewage Processing	966,927.00	Public Works	296,807.00	Collected in 1992	247,783.00
Garbage and Trash Disposal		Buildings and Grounds	55,219.00	Cancelled, Abated or Adjusted 1992	
Public Buildings and Grounds	48,250.00	Library and Education		Transfers to Tax Title Liens or Foreclosed	
Other Public Works	417,152.00	Conservation		Balance December 31, 1992	12,974.00
HEALTH and WELFARE		All Other		TAX TITLE LIENS OUTSTANDING	
Health Services Except Environmental	28,410.00			Balance January 1, 1992	
Welfare-Public Assistance	1,625.00	CAPITAL DEBT AUTHORIZED, DECEMBER 31, 1992		Transfer From Taxes	
Hospital, Clinics, First Aid		ISSUED AND UNISSUED		Redeemed in 1992	
Animal, Insect, & Rodent Control	2,800.00	School	795,000	Cancelled, Abated or Adjusted (1992)	
Other Welfare Services		Self-Liquidating		Transfers to Foreclosed Property	
RECREATION and CONSERVATION		Other	1,300,138	Balance December 31, 1992	
Beaches and Boardwalks		Total	2,095,138	PROPERTY ACQUIRED BY DEED OR	
Parks, Playgrounds, Shade Trees	10,315.00			FORECLOSURE	
Land Reclamation & Conservation	64,041.00	ISSUED AND OUTSTANDING		Balance January 1, 1992	67,444.00
Other Recreational Services	33,957.00	School	795,000.00	Transfers From Taxes or Liens	
EDUCATION (excluding schools)		Self-Liquidating		Sale for Cash (1992)	
Libraries	32,000.00	Other	1,133,468.00	Cancelled, Abated or Adjusted (1992)	
Other Educational Services		Total	1,928,468.00	Balance December 31, 1992	67,444.00
STATUTORY EXPENDITURES		EQUALIZED VALUATION BASIS		CURRENT FINANCES DECEMBER 31, 1992	
Pensions & F. L. C. A.	167,974.00	FOR NET DEBT COMPUTATION	581,304,725	ASSETS	
Employee Fringe Benefits	134,409.00	REAL PROPERTY VALUATIONS		Cash Dec. 31, 1992	857,808.00
Other Statutory Expenditures		Code Class # of Parcels % VAL'N		Taxes Receivable	233,271.00
CETA And Other Public Employment Programs		1 Vacant Land 55 1.76		Tax Title Liens	
MUNICIPAL FUNCTIONS TOTAL	3,485,457.00	2 Residential 1580 94.53		Foreclosed Property	67,444.00
CAPITAL IMPROVEMENTS *MEMO*		3 Farm		Emergencies & Other Deferred Charges	16,340.00
DEBT SERVICE		4a Commercial 10 3.71		State and Federal Aid Receivable	47,435.00
Principal Payments	306,315.00	4b Industrial		Other Receivables	17,468.00
Interest Payments	79,918.00	4c Apartments		Total	1,239,766.00
DEFERRED CHARGES	2,600.00	Total 1645		LIABILITIES, RESERVES, AND SURPLUS	
SCHOOL, COUNTY, SPECIAL DISTRICT TAXES	8,742,230.44	Land Area 2.10 Sq. Miles		Cash Liabilities	517,609.00
RESERVE FOR UNCOLLECTED TAXES	352,750.00	Net Valuation Taxable-Municipal	439,867,894	Reserves for Receivables	316,233.00
EXPENDITURES TOTAL	12,969,270.44	Net Valuation Taxable-County	579,627,389	Surplus Dec. 31, 1992	405,924.00
		State Equalized Valuation	569,742,372	Total	1,239,766.00
		State Equalization Ratio	77.19		

0504

Population 1980 3,989
 Population 1990 5,574
 S & P Rating
 Moody Rating

General Tax Rate Per \$100. 1.63
 State Equalized Tax Rate 1.61

DENNIS TOWNSHIP - CAPE MAY COUNTY

Form of Government:

Township Committee

Number of Members on Governing Body - 3

PER CAPITA:

Gross Debt 590.19
 Net Debt 262.77
 Debt Service 23.28
 Total Tax Levy 940.92
 Municipal Expenditures 522.82

PER CENT:

Gross Debt 1.09
 Net Debt .48
 Tax Levy Collected 91.44
 Tax Levy Cancelled, Abated or Adjusted .13

EXPENDITURES		REVENUES-REALIZED		1992 PROPERTY TAX	
GENERAL GOVERNMENT				STATE EQUALIZED TAX RATE	
Governing Body & Public Boards		1992 Property Taxes Collected	4,310,497.15	Local District School Taxes	3,094,705.06
Municipal Clerk		1992 Payments in Lieu of Taxes		Regional & Consolidated School Tax	
Financial Administration	82,500.00	Delinquent Tax & Lien Collections	460,128.30	School Taxes in Municipal Budget	
Assessment of Taxes	58,500.00	Business Personalty Replacement Taxes	16,926.52	County Taxes	1,262,060.91 *
Collection of Taxes	65,650.00	Taxes from Public Utilities	1,035,386.00	County Library Taxes	79,061.03
Planning, Housing & Development	31,500.00	Other Miscellaneous Tax Revenues		Local Municipal Purpose Taxes	570,005.41
Human Resources	13,237.00	State Aid Revenues	232,007.00	Veteran & Senior Citizen Taxes	52,600.00
Elections	3,325.00	Federal Aid Revenues		Total Taxes for Rate Computation	5,058,432.41
General Administration (other)	371,625.00	State and Local Fiscal Assistance Act Utilized		Special District Taxes	192,782.84
JUDICIARY		Sale of Acquired Property		Bank Corp. Taxes	
Municipal Courts	73,350.00	Other Miscellaneous Revenues	396,126.82	Added and Omitted Taxes	46,059.91
PUBLIC SAFETY		Total	6,951,071.79	Total Taxes Levied - ABSTRACT	5,244,675.16
Fire Protection	9,800.00	Prior Years Surplus Appropriated	800,000.00	Total Taxes Billed	5,261,008.60
Police Protection	238,000.00	REVENUES TOTAL	7,751,071.79	1992 TAXES COLLECTED	4,810,497.15
Civil Defense & Disaster Control	15,000.00	Reserve For Uncollected Taxes	683,750.68	1992 Taxes Cancelled, Abated or Adjusted	6,649.65
Environmental Inspection & Control	9,900.00	CAPITAL OUTLAY		Transfer to Tax Title Liens or Foreclosed	55,819.59
Other Public Safety		Total	41,899.01	Balance Outstanding Dec. 31, 1992	388,042.21
PUBLIC WORKS		Public Enterprises		PRIOR YEARS TAXES OUTSTANDING	
Streets and Drainage	262,760.00	Recreation-Culture		Balance January 1, 1992	448,522.59
Sewers and Sewage Processing	156,525.00	Public Works	13,896.50	Collected in 1992	432,846.56
Garbage and Trash Disposal	254,500.00	Buildings and Grounds	28,002.51	Cancelled, Abated or Adjusted 1992	
Public Buildings and Grounds	57,500.00	Library and Education		Transfers to Tax Title Liens or Foreclosed	14,305.95
Other Public Works		Conservation		Balance December 31, 1992	1,370.07
HEALTH and WELFARE		All Other		TAX TITLE LIENS OUTSTANDING	
Health Services Except Environmental	7,200.00	CAPITAL DEBT AUTHORIZED, DECEMBER 31, 1992		Balance January 1, 1992	203,745.40
Welfare-Public Assistance	7,130.00	ISSUED AND UNISSUED		Transfer From Taxes	72,489.23
Hospital, Clinics, First Aid		School	1,825,000	Redeemed in 1992	27,281.74
Animal, Insect, & Rodent Control	16,000.00	Self-Liquidating		Cancelled, Abated or Adjusted (1992)	
Other Welfare Services		Other	1,464,700	Transfers to Foreclosed Property	
RECREATION and CONSERVATION		Total	3,289,700	Balance December 31, 1992	248,952.89
Beaches and Boardwalks		ISSUED AND OUTSTANDING		PROPERTY ACQUIRED BY DEED OR FORECLOSURE	
Parks, Playgrounds, Shade Trees		School	1,825,000.00	Balance January 1, 1992	73,140.00
Land Reclamation & Conservation	2,000.00	Self-Liquidating		Transfers From Taxes or Liens	
Other Recreational Services	61,800.00	Other	725,000.00	Sale for Cash (1992)	
EDUCATION (excluding schools)		Total	2,550,000.00	Cancelled, Abated or Adjusted (1992)	
Libraries		EQUALIZED VALUATION BASIS		Balance December 31, 1992	73,140.00
Other Educational Services	13,000.00	FOR NET DEBT COMPUTATION	302,302.003	CURRENT FINANCES DECEMBER 31, 1992	
STATUTORY EXPENDITURES		REAL PROPERTY VALUATIONS		ASSETS	
Pensions & F. L. C. A.	63,631.00	Code Class # of Parcels % VAL'N	ASSESSED VALUATION	Cash Dec. 31, 1992	2,252,283.05
Employee Fringe Benefits	195,000.00	1 Vacant Land 2032 16.36	49,792,800.00	Taxes Receivable	389,412.28
Other Statutory Expenditures	7,500.00	2 Residential 2107 69.28	210,862,500.00	Tax Title Liens	248,952.89
CETA And Other Public Employment Programs		3 Farm 295 2.59	7,863,500.00	Foreclosed Property	73,140.00
MUNICIPAL FUNCTIONS		4a Commercial 95 11.78	35,844,500.00	Emergencies & Other Deferred Charges	41,840.00
MUNICIPAL FUNCTIONS		4b Industrial		State and Federal Aid Receivable	766.93
CAPITAL IMPROVEMENTS		4c Apartments		Other Receivables	31,408.37
DEBT SERVICE		Total	4529	Total	3,037,803.52
Principal Payments	75,000.00	Land Area 64.97 Sq. Miles		LIABILITIES, RESERVES, AND SURPLUS	
Interest Payments	54,749.60	Net Valuation Taxable-Municipal	308,080,956	Cash Liabilities	665,514.60
DEFERRED CHARGES		Net Valuation Taxable-County	310,494,560	Reserves for Receivables	742,913.54
SCHOOL, COUNTY, SPECIAL DISTRICT TAXES	4,623,609.84	State Equalized Valuation	312,246,090	Surplus Dec. 31, 1992	1,829,375.38
RESERVE FOR UNCOLLECTED TAXES	683,750.68	State Equalization Ratio	93.65	Total	3,037,803.52
EXPENDITURES					
TOTAL	7,542,810.37				

1438

Population 1980 14,380
 Population 1990 13,812
 S & P Rating AA-
 Moody Rating AAA

General Tax Rate Per \$100. 2.40
 State Equalized Tax Rate 1.83

DENVILLE TOWNSHIP - MORRIS COUNTY
 Form of Government:
 Mayor-Council Plan F (OMCL 50)
 Number of Members on Governing Body - 7

PER CAPITA:
 Grass Debt 1,748.59
 Net Debt 732.97
 Debt Service 75.96
 Total Tax Levy 1,595.36
 Municipal Expenditures 708.41

PER CENT:
 Grass Debt 1.99
 Net Debt .83
 Tax Levy Collected 96.93
 Tax Levy Cancelled, Abated or Adjusted .15

EXPENDITURES		REVENUES-REALIZED		1992 PROPERTY TAX	
GENERAL GOVERNMENT				STATE EQUALIZED TAX RATE	
Governing Body & Public Boards	129,130.00	1992 Property Taxes Collected	21,397,641.90	Local District School Taxes	.65 7,799,720.50
Municipal Clerk		1992 Payments in Lieu of Taxes	4,971.06	Regional & Consolidated School Tax	.48 5,820,437.23
Financial Administration	106,732.00	Delinquent Tax & Lien Collections	757,566.97	School Taxes in Municipal Budget	
Assessment of Taxes	72,371.00	Business Personalty Replacement Taxes	226,249.56	County Taxes	.30 3,638,521.30
Collection of Taxes	79,977.00	Taxes from Public Utilities	1,286,935.16	County Library Taxes	
Planning, Housing & Development	176,028.00	Other Miscellaneous Tax Revenues		Local Municipal Purpose Taxes	.39 4,730,068.44
Human Resources	139,311.00	State Aid Revenues	522,760.63	Veteran & Senior Citizen Taxes	110,650.00
Elections	7,100.00	Federal Aid Revenues		Total Taxes for Rate Computation	1.82 22,099,397.47
General Administration (other)	605,040.00	State and Local Fiscal Assistance Act Utilized		Special District Taxes	
JUDICIARY		Sale of Acquired Property		Bank Corp. Taxes	
Municipal Courts	125,550.00	Other Miscellaneous Revenues	2,564,991.25	Added and Omitted Taxes	46,406.49
PUBLIC SAFETY		Total	26,761,116.53	Total Taxes Levied - ABSTRACT	22,035,153.96
Fire Protection	164,739.00	Prior Years Surplus Appropriated	100,000.00	Total Taxes Billed	22,076,232.43
Police Protection	1,866,163.62	REVENUES TOTAL	26,861,116.53	1992 TAXES COLLECTED	21,397,641.90
Civil Defense & Disaster Control	2,500.00	Reserve For Uncollected Taxes	920,462.00	1992 Taxes Cancelled, Abated or Adjusted	32,275.65
Environmental Inspection & Control	174,730.00	CAPITAL OUTLAY TOTAL	3,512,270.49	Transfer to Tax Title Liens or Foreclosed	196,555.20
Other Public Safety		Public Enterprises	2,676,849.58	Balance Outstanding Dec. 31, 1992	449,759.68
PUBLIC WORKS		Recreation-Culture	6,335.00	PRIOR YEARS TAXES OUTSTANDING	
Streets and Drainage	831,630.00	Public Works	797,062.06	Balance January 1, 1992	732,970.01
Sewers and Sewage Processing	1,161,050.00	Buildings and Grounds	32,023.85	Collected in 1992	678,647.88
Garbage and Trash Disposal		Library and Education		Cancelled, Abated or Adjusted 1992	46,055.40
Public Buildings and Grounds	236,911.00	Conservation		Transfers to Tax Title Liens or Foreclosed	2,670.03
Other Public Works		All Other		Balance December 31, 1992	5,596.70
HEALTH and WELFARE		CAPITAL DEBT AUTHORIZED, DECEMBER 31, 1992		TAX TITLE LIENS OUTSTANDING	
Health Services Except Environmental	205,107.00	ISSUED AND UNISSUED		Balance January 1, 1992	350,785.59
Welfare-Public Assistance	21,055.00	GROSS DEBT		Transfer From Taxes	199,435.31
Hospital, Clinics, First Aid		School	243,157	Redeemed in 1992	78,919.09
Animal, Insect, & Rodent Control	15,750.00	Self-Liquidating	14,384,604	Cancelled, Abated or Adjusted (1992)	
Other Welfare Services		Other	9,023,775	Transfers to Foreclosed Property	
RECREATION and CONSERVATION		Total	24,151,536	Balance December 31, 1992	471,301.81
Beaches and Boardwalks		ISSUED AND OUTSTANDING		PROPERTY ACQUIRED BY DEED OR FORECLOSURE	
Parks, Playgrounds, Shade Trees	258,510.00	School	243,157.46	Balance January 1, 1992	406,982.00
Land Reclamation & Conservation		Self-Liquidating	9,255,308.90	Transfers From Taxes or Liens	
Other Recreational Services	52,000.00	Other	7,269,000.00	Sale for Cash (1992)	
EDUCATION (excluding schools)		Total	16,767,466.36	Cancelled, Abated or Adjusted (1992)	
Libraries	450,000.00	EQUALIZED VALUATION BASIS		Balance December 31, 1992	406,982.00
Other Educational Services		FOR NET DEBT COMPUTATION	1,214,477,431	CURRENT FINANCES DECEMBER 31, 1992	
STATUTORY EXPENDITURES		REAL PROPERTY VALUATIONS		ASSETS	
Pensions & F. L. C. A.	415,354.00	Code Class # of Parcels % VAL'N	ASSESSED VALUATION	Cash Dec. 31, 1992	3,186,249.01
Employee Fringe Benefits	516,000.00	1 Vacant Land 742 3.61	32,881,700.00	Taxes Receivable	455,356.38
Other Statutory Expenditures	100.00	2 Residential 4822 76.85	700,617,030.00	Tax Title Liens	471,301.81
CETA And Other Public Employment Programs		3 Farm 55 .43	3,936,100.00	Foreclosed Property	406,982.00
MUNICIPAL FUNCTIONS TOTAL	7,814,938.62	4a Commercial 350 12.47	113,719,200.00	Emergencies & Other Deferred Charges	
CAPITAL IMPROVEMENTS *MEMO*	20,000.00	4b Industrial 41 6.45	58,836,700.00	State and Federal Aid Receivable	
DEBT SERVICE		4c Apartments 1 .19	1,715,500.00	Other Receivables	149,131.57
Principal Payments	645,000.00	Total 6011	911,706,230.00	Total	4,669,020.77
Interest Payments	404,211.50	Land Area 12.70 Sq. Miles		LIABILITIES, RESERVES, AND SURPLUS	
DEFERRED CHARGES		Net Valuation Taxable-Municipal	917,909,414	Cash Liabilities	2,131,880.21
SCHOOL, COUNTY, SPECIAL DISTRICT TAXES	17,259,679.03	Net Valuation Taxable-County	1,233,693,974	Reserves for Receivables	1,482,771.76
RESERVE FOR UNCOLLECTED TAXES	920,462.00	State Equalized Valuation	1,199,867,748	Surplus Dec. 31, 1992	1,054,368.80
EXPENDITURES TOTAL	27,043,291.15	State Equalization Ratio	76.39	Total	4,669,020.77

0322
 Population 1980 23,473
 Population 1990 24,137
 S & P Rating AAA
 Moody Rating A

General Tax Rate Per \$100. 4.33
 State Equalized Tax Rate 2.25

DEPTFORD TOWNSHIP - GLOUCESTER CO.
 Form of Government:
 Council-Manager Plan E (OMCL 50)
 Number of Members on Governing Body - 7

PER CAPITA:
 Grass Debt 141.14
 Net Debt 141.14
 Debt Service 39.84
 Total Tax Levy 1,077.04
 Municipal Expenditures 517.97

PER CENT:
 Grass Debt .33
 Net Debt .33
 Tax Levy Collected 92.26
 Tax Levy Cancelled, Abated or Adjusted .29

EXPENDITURES		REVENUES-REALIZED		1992 PROPERTY TAX	
GENERAL GOVERNMENT		REVENUES-REALIZED		STATE EQUALIZED TAX RATE	
Governing Body & Public Boards	31,850.00	1992 Property Taxes Collected	24,059,224.83	Local District School Taxes	1.13
Municipal Clerk	66,921.00	1992 Payments in Lieu of Taxes	50,036.90	Regional & Consolidated School Tax	
Financial Administration	150,850.00	Delinquent Tax & Lien Collections	1,077,508.17	School Taxes in Municipal Budget	
Assessment of Taxes	157,745.00	Business Personalty Replacement Taxes	169,202.48	County Taxes	.65
Collection of Taxes	134,750.00	Taxes from Public Utilities	1,407,990.00	County Library Taxes	
Planning, Housing & Development	188,161.00	Other Miscellaneous Tax Revenues		Local Municipal Purpose Taxes	.47
Human Resources	228,917.00	State Aid Revenues	1,304,245.13	Veteran & Senior Citizen Taxes	
Elections	16,800.00	Federal Aid Revenues		Total Taxes for Rate Computation	2.25
General Administration (other)	1,187,766.00	State and Local Fiscal Assistance Act Utilized		Special District Taxes	
JUDICIARY		Sale of Acquired Property		Bank Corp. Taxes	
Municipal Courts	165,334.39	Other Miscellaneous Revenues	1,519,454.40	Added and Omitted Taxes	
PUBLIC SAFETY		Total	29,535,659.91	Total Taxes Levied - ABSTRACT	25,996,425.13
Fire Protection	5,341.00	Prior Years Surplus Appropriated	1,504,000.00	Total Taxes Billed	26,076,693.50
Police Protection	2,574,620.56	REVENUES TOTAL	31,089,659.91	1992 TAXES COLLECTED	24,058,224.83
Civil Defense & Disaster Control	12,000.00	Reserve For Uncollected Taxes	1,791,739.91	1992 Taxes Cancelled, Abated or Adjusted	73,337.58
Environmental Inspection & Control	206,576.00	CAPITAL OUTLAY	TOTAL	Transfer to Tax Title Liens or Foreclosed	270.51
Other Public Safety			282,567.31	Balance Outstanding Dec. 31, 1992	1,944,860.58
PUBLIC WORKS		Public Enterprises		PRIOR YEARS TAXES OUTSTANDING	
Streets and Drainage	685,161.47	Recreation-Culture	1,559.55	Balance January 1, 1992	1,743,094.93
Sewers and Sewage Processing		Public Works	278,603.01	Collected in 1992	993,313.96
Garbage and Trash Disposal	1,706,634.00	Buildings and Grounds	2,405.75	Cancelled, Abated or Adjusted 1992	31,093.59
Public Buildings and Grounds	71,700.00	Library and Education		Transfers to Tax Title Liens or Foreclosed	550,533.00
Other Public Works	225,160.00	Conservation		Balance December 31, 1992	168,154.38
HEALTH and WELFARE		All Other		TAX TITLE LIENS OUTSTANDING	
Health Services Except Environmental	43,200.00	CAPITAL DEBT AUTHORIZED, DECEMBER 31, 1992		Balance January 1, 1992	1,038,618.94
Welfare-Public Assistance	5,000.00	ISSUED AND UNISSUED		Transfer From Taxes	567,401.55
Hospital, Clinics, First Aid		GROSS DEBT		Redeemed in 1992	84,194.21
Animal, Insect, & Rodent Control	18,950.00	School		Cancelled, Abated or Adjusted (1992)	463,453.75
Other Welfare Services	56,400.00	Self-Liquidating		Transfers to Foreclosed Property	
RECREATION and CONSERVATION		Other	3,406,700	Balance December 31, 1992	1,058,372.53
Beaches and Boardwalks		Total	3,406,700	PROPERTY ACQUIRED BY DEED OR FORECLOSURE	
Parks, Playgrounds, Shade Trees	187,991.00	ISSUED AND OUTSTANDING		Balance January 1, 1992	1,414,800.00
Land Reclamation & Conservation	1,800.00	School		Transfers From Taxes or Liens	
Other Recreational Services	3,500.00	Self-Liquidating		Sale for Cash (1992)	
EDUCATION (excluding schools)		Other	2,555,600.00	Cancelled, Abated or Adjusted (1992)	40,400.00
Libraries	364,636.00	Total	2,555,600.00	Balance December 31, 1992	1,374,400.00
Other Educational Services		EQUALIZED VALUATION BASIS		CURRENT FINANCES DECEMBER 31, 1992	
STATUTORY EXPENDITURES		FOR NET DEBT COMPUTATION	1,035,722.891	ASSETS	
Pensions & F. I. C. A.	433,656.88	REAL PROPERTY VALUATIONS		Cash Dec. 31, 1992	5,656,692.49
Employee Fringe Benefits	720,100.00	Code Class # of Parcels % VAL'N		Taxes Receivable	2,113,014.96
Other Statutory Expenditures		1 Vacant Land 2119 4.18		Tax Title Liens	1,053,372.53
CETA And Other Public Employment Programs		2 Residential 7466 59.62		Foreclosed Property	1,374,600.00
MUNICIPAL FUNCTIONS TOTAL	9,699,571.30	3 Farm 254 .79		Emergencies & Other Deferred Charges	
CAPITAL IMPROVEMENTS *MEMO*	25,000.00	4a Commercial 304 31.32		State and Federal Aid Receivable	
DEBT SERVICE		4b Industrial 5 .42		Other Receivables	185,924.09
Principal Payments	717,200.00	4c Apartments 10 3.17		Total	10,398,404.07
Interest Payments	244,434.44	Total 10158		LIABILITIES, RESERVES, AND SURPLUS	
DEFERRED CHARGES	49,247.74	Land Area 17.58 Sq. Miles		Cash Liabilities	3,324,856.17
SCHOOL, COUNTY, SPECIAL DISTRICT TAXES	20,550,139.70	Net Valuation Taxable-Municipal	569,891,343	Reserves for Receivables	4,731,711.59
RESERVE FOR UNCOLLECTED TAXES	1,791,739.91	Net Valuation Taxable-County	1,142,489,242	Surplus Dec. 31, 1992	2,331,836.32
EXPENDITURES TOTAL	33,052,332.99	State Equalized Valuation	1,093,036,236	Total	10,388,404.07
		State Equalization Ratio	52.03		

1439

Population 1980 14,681
 Population 1990 15,115
 S & P Rating
 Moody Rating A

General Tax Rate Per \$100. 5.51
 State Equalized Tax Rate 2.63

DOVER TOWN - MORRIS COUNTY

Form of Government:

Town Council

Number of Members on Governing Body - 9

PER CAPITA: Grass Debt 411.27
 Net Debt 293.41
 Debt Service 43.15
 Total Tax Levy 1,174.79
 Municipal Expenditures 661.52
 PER CENT: Gross Debt .89
 Net Debt .63
 Tax Levy Collected 96.56
 Tax Levy Cancelled, Abated or Adjusted .21

EXPENDITURES		REVENUES-REALIZED		1992 PROPERTY TAX	
GENERAL GOVERNMENT				STATE EQUALIZED TAX RATE	
Governing Body & Public Boards	66,475.00	1992 Property Taxes Collected	17,151,385.38	Local District School Taxes	1.40 9,448,143.00
Municipal Clerk		1992 Payments in Lieu of Taxes	129,332.00	Regional & Consolidated School Tax	
Financial Administration	163,949.00	Delinquent Tax & Lien Collections	494,710.85	School Taxes in Municipal Budget	
Assessment of Taxes	69,329.00	Business Personalty Replacement Taxes	299,009.32	County Taxes	.32 2,132,329.89
Collection of Taxes	61,907.00	Taxes from Public Utilities	546,381.00	County Library Taxes	
Planning, Housing & Development	373,177.00	Other Miscellaneous Tax Revenues		Local Municipal Purpose Taxes	-.91 6,157,466.00
Human Resources	155,001.00	State Aid Revenues	1,244,579.90	Veteran & Senior Citizen Taxes	85,200.00
Elections	6,500.00	Federal Aid Revenues		Total Taxes for Rate Computation	2.63 17,823,138.89
General Administration (other)	716,578.00	State and Local Fiscal Assistance Act Utilized		Special District Taxes	
JUDICIARY		Sale of Acquired Property		Bank Corp. Taxes	
Municipal Courts	183,657.00	Other Miscellaneous Revenues	897,689.66	Added and Omitted Taxes	19,014.59
PUBLIC SAFETY		Total	20,763,089.11	Total Taxes Levied - ABSTRACT	17,756,953.48
Fire Protection	292,077.00	Prior Years Surplus Appropriated	455,000.00	Total Taxes Billed	17,763,130.65
Police Protection	1,642,573.78	REVENUES TOTAL	21,218,088.11	1992 TAXES COLLECTED	17,151,385.38
Civil Defense & Disaster Control	2,493.00	Reserve For Uncollected Taxes	1,063,473.00	1992 Taxes Cancelled, Abated or Adjusted	37,247.44
Environmental Inspection & Control	80,760.00	CAPITAL OUTLAY TOTAL	573,557.64	Transfer to Tax Title Liens or Foreclosed	22,838.95
Other Public Safety		Public Enterprises	376,525.32	Balance Outstanding Dec. 31, 1992	551,658.88
PUBLIC WORKS		Recreation-Culture		PRIOR YEARS TAXES OUTSTANDING	
Streets and Drainage	753,789.00	Public Works	186,074.32	Balance January 1, 1992	493,235.54
Sewers and Sewage Processing	935,258.00	Buildings and Grounds	10,953.00	Collected in 1992	492,203.85
Garbage and Trash Disposal	902,488.00	Library and Education		Cancelled, Abated or Adjusted 1992	
Public Buildings and Grounds	56,277.00	Conservation		Transfers to Tax Title Liens or Foreclosed	9,842.00
Other Public Works		All Other		Balance December 31, 1992	1,189.69
HEALTH and WELFARE		CAPITAL DEBT AUTHORIZED, DECEMBER 31, 1992		TAX TITLE LIENS OUTSTANDING	
Health Services Except Environmental	202,260.00	ISSUED AND UNISSUED		Balance January 1, 1992	45,835.82
Welfare-Public Assistance	41,745.00	School		Transfer From Taxes	33,818.25
Hospital, Clinics, First Aid		Self-Liquidating	2,454,000	Redeemed in 1992	12,507.00
Animal, Insect, & Rodent Control	15,630.00	Other	3,762,400	Cancelled, Abated or Adjusted (1992)	
Other Welfare Services		Total	6,216,400	Transfers to Foreclosed Property	
RECREATION and CONSERVATION		ISSUED AND OUTSTANDING		Balance December 31, 1992	67,147.07
Beaches and Boardwalks		School		PROPERTY ACQUIRED BY DEED OR FORECLOSURE	
Parks, Playgrounds, Shade Trees	123,758.00	Self-Liquidating	1,203,000.00	Balance January 1, 1992	159,000.00
Land Reclamation & Conservation	133,000.00	Other	2,651,000.00	Transfers From Taxes or Liens	
Other Recreational Services	10,209.00	Total	3,854,000.00	Sole for Cash (1992)	
EDUCATION (excluding schools)		EQUALIZED VALUATION BASIS		Cancelled, Abated or Adjusted (1992)	
Libraries	239,521.00	FOR NET DEBT COMPUTATION	698,696,552	Balance December 31, 1992	159,000.00
Other Educational Services		REAL PROPERTY VALUATIONS		CURRENT FINANCES DECEMBER 31, 1992	
STATUTORY EXPENDITURES		Code Class # of Parcels % VAL'N		ASSETS	
Pensions & F. I. C. A.	443,987.00	1 Vacant Land 251 1.21	3,821,400.00	Cash Dec. 31, 1992	2,527,886.67
Employee Fringe Benefits	600,000.00	2 Residential 3357 68.14	215,645,864.00	Taxes Receivable	552,848.57
Other Statutory Expenditures		3 Farm		Tax Title Liens	67,147.07
CETA And Other Public Employment Programs		4a Commercial 343 15.75	49,839,450.00	Foreclosed Property	159,000.00
MUNICIPAL FUNCTIONS TOTAL	8,272,367.78	4b Industrial 46 10.74	33,977,450.00	Emergencies & Other Deferred Charges	
CAPITAL IMPROVEMENTS *MEMO*	30,000.00	4c Apartments 46 4.17	13,213,600.00	State and Federal Aid Receivable	92,328.21
DEBT SERVICE		Total 4048	316,497,764.00	Other Receivables	1,032,074.94
Principal Payments	450,000.00	Land Area 2.51 Sq. Miles		Total	4,431,285.46
Interest Payments	202,187.50	Net Valuation Taxable-Municipal	322,034,774	LIABILITIES, RESERVES, AND SURPLUS	
		Net Valuation Taxable-County	724,700,499	Cash Liabilities	1,510,887.68
DEFERRED CHARGES	10,732.20	State Equalized Valuation	659,562,497	Reserves for Receivables	1,560,604.47
SCHOOL, COUNTY, SPECIAL DISTRICT TAXES	11,580,472.89	State Equalization Ratio	47.67	Surplus Dec. 31, 1992	1,359,793.31
RESERVE FOR UNCOLLECTED TAXES	1,063,473.00			Total	4,431,285.46
EXPENDITURES TOTAL	21,579,234.37				

Population 1980 64,455
 Population 1990 76,371
 S & P Rating A
 Moody Rating AAA

General Tax Rate Per \$100. 3.45
 State Equalized Tax Rate 1.78

DOVER TOWNSHIP - OCEAN COUNTY
 Form of Government:
 Township Committee
 Number of Members on Governing Body - 5

PER CAPITA:
 Gross Debt 795.58
 Net Debt 639.68
 Debt Service 69.64
 Total Tax Levy 1,319.24
 Municipal Expenditures 655.81

PER CENT:
 Gross Debt 1.05
 Net Debt .85
 Tax Levy Collected 92.34
 Tax Levy Cancelled, Abated or Adjusted 1.07

EXPENDITURES		REVENUES-REALIZED		1992 PROPERTY TAX	
GENERAL GOVERNMENT				STATE EQUALIZED TAX RATE	
Governing Body & Public Boards	47,700.00	1992 Property Taxes Collected	47,710,166.68	Local District School Taxes	
Municipal Clerk		1992 Payments in Lieu of Taxes	72,700.00	Regional & Consolidated School Tax	1.07
Financial Administration	289,015.00	Delinquent Tax & Lien Collections	4,900,000.00	School Taxes in Municipal Budget	
Assessment of Taxes	383,200.00	Business Personalty Replacement Taxes	714,100.53	County Taxes	.42 *
Collection of Taxes	377,100.00	Taxes from Public Utilities	5,887,700.00	County Library Taxes	.03
Planning, Housing & Development	369,909.00	Other Miscellaneous Tax Revenues		Local Municipal Purpose Taxes	.26
Human Resources	440,096.84	State Aid Revenues	4,606,325.87	Veteran & Senior Citizen Taxes	
Elections	25,500.00	Federal Aid Revenues	112,500.00	Total Taxes for Rate Computation	1.78
General Administration (other)	4,291,179.28	State and Local Fiscal Assistance Act Utilized		Special District Taxes	
JUDICIARY		Sale of Acquired Property	1,440.00	Bank Corp. Taxes	
Municipal Courts	426,225.00	Other Miscellaneous Revenues	9,312,512.78	Added and Omitted Taxes	
PUBLIC SAFETY		Total	73,317,445.86	Total Taxes Levied - ABSTRACT	100,751,553.12
Fire Protection		Prior Years Surplus Appropriated	692,000.00	Total Taxes Billed	51,670,238.77
Police Protection	8,530,392.87	REVENUES TOTAL	74,009,445.86	1992 TAXES COLLECTED	47,710,166.68
Civil Defense & Disaster Control	177,100.00	Reserve For Uncollected Taxes	7,655,034.98	1992 Taxes Cancelled, Abated or Adjusted	551,802.07
Environmental Inspection & Control	362,820.00	CAPITAL OUTLAY TOTAL		Transfer to Tax Title Liens or Foreclosed	255,072.06
Other Public Safety		Public Enterprises	4,160.37	Balance Outstanding Dec. 31, 1992	3,153,197.96
PUBLIC WORKS		Recreation-Culture		PRIOR YEARS TAXES OUTSTANDING	
Streets and Drainage	3,762,556.30	Public Works	1,114,757.45	Balance January 1, 1992	5,320,686.29
Sewers and Sewage Processing	1,247,348.77	Buildings and Grounds	18,302,674.10	Collected in 1992	3,342,566.88
Garbage and Trash Disposal	5,078,304.38	Library and Education		Cancelled, Abated or Adjusted 1992	12,138.68
Public Buildings and Grounds	429,470.00	Conservation		Transfers to Tax Title Liens or Foreclosed	13,254.27
Other Public Works	269,986.04	All Other		Balance December 31, 1992	1,952,676.46
HEALTH and WELFARE		CAPITAL DEBT AUTHORIZED, DECEMBER 31, 1992		TAX TITLE LIENS OUTSTANDING	
Health Services Except Environmental	184,025.00	ISSUED AND UNISSUED		Balance January 1, 1992	1,695,242.77
Welfare-Public Assistance	300,048.50	School	11,378,742	Transfer From Taxes	268,326.33
Hospital, Clinics, First Aid		Self-Liquidating	844,000	Redeemed in 1992	581,559.66
Animal, Insect, & Rodent Control		Other	48,536,529	Cancelled, Abated or Adjusted (1992)	
Other Welfare Services		Total	60,759,272	Transfers to Foreclosed Property	
RECREATION and CONSERVATION		ISSUED AND OUTSTANDING		Balance December 31, 1992	1,382,009.44
Beaches and Boardwalks	279,690.00	School	10,674,892.02	PROPERTY ACQUIRED BY DEED OR FORECLOSURE	
Parks, Playgrounds, Shade Trees	533,241.00	Self-Liquidating	844,000.00	Balance January 1, 1992	1,500,900.00
Land Reclamation & Conservation	69,200.00	Other	46,649,000.00	Transfers From Taxes or Liens	
Other Recreational Services	539,817.05	Total	58,167,892.02	Sale for Cash (1992)	
EDUCATION (excluding schools)		EQUALIZED VALUATION BASIS		Cancelled, Abated or Adjusted (1992)	
Libraries		FOR NET DEBT COMPUTATION	5,764,793,253	Balance December 31, 1992	1,500,900.00
Other Educational Services		REAL PROPERTY VALUATIONS		CURRENT FINANCES DECEMBER 31, 1992	
STATUTORY EXPENDITURES		Code Class # of Parcels % VAL'N		ASSETS	
Pensions & F. L. C. A.	2,711,334.77	1 Vocont Land 4592 3.67	104,484,500.00	Cash Dec. 31, 1992	10,511,471.45
Employee Fringe Benefits	2,870,820.00	2 Residential 31956 78.70	2,241,541,800.00	Taxes Receivable	5,105,874.42
Other Statutory Expenditures		3 Farm 78 .14	4,223,700.00	Tax Title Liens	1,382,009.44
CETA And Other Public Employment Programs		4a Commercial 1023 14.18	403,895,800.00	Foreclosed Property	1,500,900.00
MUNICIPAL FUNCTIONS TOTAL		4b Industrial 145 2.08	59,285,400.00	Emergencies & Other Deferred Charges	40,000.00
CAPITAL IMPROVEMENTS *MEMO*		4c Apartments 29 1.23	34,908,800.00	State and Federal Aid Receivable	394,701.16
DEBT SERVICE		Total 37828	2,848,340,000.00	Other Receivables	2,619,874.99
Principal Payments	2,925,000.00	Land Area 41.62 Sq. Miles		Total	21,554,831.46
Interest Payments	2,393,510.42	Net Valuation Taxable-Municipal	2,869,624,228	LIABILITIES, RESERVES, AND SURPLUS	
DEFERRED CHARGES		Net Valuation Taxable-County	5,930,272,124	Cash Liabilities	9,819,199.09
SCHOOL, COUNTY, SPECIAL DISTRICT TAXES	86,444,026.90	State Equalized Valuation	5,543,463,367	Reserves for Receivables	10,608,653.85
RESERVE FOR UNCOLLECTED TAXES	7,655,034.98	State Equalization Ratio	51.58	Surplus Dec. 31, 1992	1,126,973.52
EXPENDITURES TOTAL				Total	21,554,831.46

*Includes County Health Service Taxes, County Vocational School Taxes, or County Open Space Tax. See Table 13.

0604
 Population 1980 1,803
 Population 1990 1,702
 S & P Rating
 Moody Rating

General Tax Rate Per \$100. 2.20
 State Equalized Tax Rate 2.61

DOWNE TOWNSHIP - CUMBERLAND CO.
 Form of Government:
Township Committee
 Number of Members on Governing Body - 3

PER CAPITA:
 Grass Debt 50.24
 Net Debt 50.24
 Debt Service 4.53
 Total Tax Levy 1,032.39
 Municipal Expenditures 464.71

PER CENT:
 Grass Debt .14
 Net Debt .14
 Tax Levy Collected 83.86
 Tax Levy Cancelled, Abated or Adjusted .43

EXPENDITURES		REVENUES-REALIZED		1992 PROPERTY TAX	
GENERAL GOVERNMENT				STATE EQUALIZED TAX RATE 1.41	
Governing Body & Public Boards		1992 Property Taxes Collected	1,484,913.93	Local District School Taxes	889,498.00
Municipal Clerk		1992 Payments in Lieu of Taxes	5,722.01	Regional & Consolidated School Tax	
Financial Administration	29,500.00	Delinquent Tax & Lien Collections	164,700.08	School Taxes in Municipal Budget	
Assessment of Taxes	17,400.00	Business Personalty Replacement Taxes	33,869.96	County Taxes	637,101.75 *
Collection of Taxes	19,400.00	Taxes from Public Utilities	170,957.00	County Library Taxes	
Planning, Housing & Development	8,100.00	Other Miscellaneous Tax Revenues		Local Municipal Purpose Taxes	107,693.31
Human Resources	3,000.00	State Aid Revenues	54,175.00	Veteran & Senior Citizen Taxes	40,950.00
Elections	2,900.00	Federal Aid Revenues		Total Taxes for Rate Computation	1,675,243.06
General Administration (other)	135,100.00	State and Local Fiscal Assistance Act Utilized		Special District Taxes	115,054.75
JUDICIARY		Sale of Acquired Property		Bank Corp. Taxes	
Municipal Courts	23,000.00	Other Miscellaneous Revenues	89,301.35	Added and Omitted Taxes	7,782.63
PUBLIC SAFETY		Total	2,003,639.33	Total Taxes Levied - ABSTRACT	1,757,130.44
Fire Protection	200.00	Prior Years Surplus Appropriated	225,000.00	Total Taxes Billed	1,770,687.68
Police Protection	25,900.00	REVENUES TOTAL	2,228,639.33	1992 TAXES COLLECTED	1,484,913.93
Civil Defense & Disaster Control	3,600.00	Reserve For Uncollected Taxes	203,538.60	1992 Taxes Cancelled, Abated or Adjusted	7,586.59
Environmental Inspection & Control	4,500.00	CAPITAL OUTLAY	TOTAL	Transfer to Tax Title Liens or Foreclosed	26,565.72
Other Public Safety			120,000.00	Balance Outstanding Dec. 31, 1992	251,621.44
PUBLIC WORKS		Public Enterprises		PRIOR YEARS TAXES OUTSTANDING	
Streets and Drainage	126,000.00	Recreation-Culture		Balance January 1, 1992	162,990.74
Sewers and Sewage Processing	7,000.00	Public Works	35,000.00	Collected in 1992	155,918.01
Garbage and Trash Disposal	80,400.00	Buildings and Grounds	85,000.00	Cancelled, Abated or Adjusted 1992	272.82
Public Buildings and Grounds	5,000.00	Library and Education		Transfers to Tax Title Liens or Foreclosed	6,775.19
Other Public Works	11,500.00	Conservation		Balance December 31, 1992	24.72
HEALTH and WELFARE		All Other		TAX TITLE LIENS OUTSTANDING	
Health Services Except Environmental	150.00	CAPITAL DEBT AUTHORIZED, DECEMBER 31, 1992		Balance January 1, 1992	64,758.21
Welfare-Public Assistance	5,100.00	ISSUED AND UNISSUED		Transfer From Taxes	34,656.67
Hospital, Clinics, First Aid		School		Redeemed in 1992	8,782.07
Animal, Insect, & Rodent Control	6,800.00	Self-Liquidating		Cancelled, Abated or Adjusted (1992)	
Other Welfare Services		Other	85,500	Transfers to Foreclosed Property	
RECREATION and CONSERVATION		Total	85,500	Balance December 31, 1992	90,632.81
Beaches and Boardwalks		ISSUED AND OUTSTANDING		PROPERTY ACQUIRED BY DEED OR FORECLOSURE	
Parks, Playgrounds, Shade Trees		School		Balance January 1, 1992	48,500.00
Land Reclamation & Conservation		Self-Liquidating		Transfers From Taxes or Liens	
Other Recreational Services		Other	85,500.00	Sale for Cash (1992)	
EDUCATION (excluding schools)		Total	85,500.00	Cancelled, Abated or Adjusted (1992)	
Libraries		EQUALIZED VALUATION BASIS		Balance December 31, 1992	48,500.00
Other Educational Services		FOR NET DEBT COMPUTATION	61,898,316	CURRENT FINANCES DECEMBER 31, 1992	
STATUTORY EXPENDITURES		REAL PROPERTY VALUATIONS		ASSETS	
Pensions & F. L. C. A.	23,000.00	Code Class # of Parcels % VAL'N		Cash Dec. 31, 1992	652,091.52
Employee Fringe Benefits	14,500.00	1 Vacant Land 907 14.59	10,758,300.00	Taxes Receivable	251,646.16
Other Statutory Expenditures		2 Residential 911 70.26	51,817,700.00	Tax Title Liens	90,632.81
CETA And Other Public Employment Programs		3 Farm 108 5.66	4,175,900.00	Foreclosed Property	48,500.00
MUNICIPAL FUNCTIONS		4a Commercial 45 8.97	5,618,700.00	Emergencies & Other Deferred Charges	23,205.67
CAPITAL IMPROVEMENTS *MEMO*	552,050.00	4b Industrial 4 .18	130,400.00	State and Federal Aid Receivable	1,002.18
DEBT SERVICE		4c Apartments 2 .33	246,800.00	Other Receivables	1,112.05
Principal Payments	4,000.00	Total 1977	73,747,800.00	Total	1,068,190.39
Interest Payments	3,705.67	Land Area 54.35 Sq. Miles		LIABILITIES, RESERVES, AND SURPLUS	
DEFERRED CHARGES	27,649.67	Net Valuation Taxable-Municipal	74,621,459	Cash Liabilities	235,510.99
SCHOOL, COUNTY, SPECIAL DISTRICT TAXES	1,641,654.50	Net Valuation Taxable-County	65,300,192	Reserves for Receivables	391,891.02
RESERVE FOR UNCOLLECTED TAXES	203,538.60	State Equalized Valuation	63,071,348	Surplus Dec. 31, 1992	390,788.39
EXPENDITURES	TOTAL	State Equalization Ratio	113.57	Total	1,068,190.39
	2,432,598.44				

0210

Population 1980 18,334
 Population 1990 17,187
 S & P Rating
 Moody Rating A

General Tax Rate Per \$100. 2.10
 State Equalized Tax Rate 2.34

DUMONT BOROUGH - BERGEN COUNTY
 Form of Government:
Borough Council
 Number of Members on Governing Body - 6

PER CAPITA:
 Gross Debt 267.35
 Net Debt 215.21
 Debt Service 55.36
 Total Tax Levy 1,333.46
 Municipal Expenditures 585.51

PER CENT:
 Gross Debt .47
 Net Debt .33
 Tax Levy Collected 97.96
 Tax Levy Cancelled, Abated or Adjusted .27

EXPENDITURES		REVENUES-REALIZED		1992 PROPERTY TAX	
GENERAL GOVERNMENT		REVENUES-REALIZED		STATE EQUALIZED TAX RATE	
Governing Body & Public Boards		1992 Property Taxes Collected	22,462,474.26	Local District School Taxes	1.51 14,805,222.50
Municipal Clerk		1992 Payments in Lieu of Taxes		Regional & Consolidated School Tax	
Financial Administration	44,820.95	Delinquent Tax & Lien Collections	258,466.65	School Taxes in Municipal Budget	
Assessment of Taxes	34,423.60	Business Personalty Replacement Taxes	68,051.16	County Taxes	.26 2,532,828.45
Collection of Taxes	89,921.46	Taxes from Public Utilities	855,061.00	County Library Taxes	
Planning, Housing & Development	10,310.00	Other Miscellaneous Tax Revenues		Local Municipal Purpose Taxes	.56 5,504,562.45
Human Resources	119,216.00	State Aid Revenues	2,584,263.67	Veteran & Senior Citizen Taxes	157,100.00
Elections	5,270.70	Federal Aid Revenues		Total Taxes for Rate Computation	2.33 22,999,713.40
General Administration (other)	613,482.64	State and Local Fiscal Assistance Act Utilized		Special District Taxes	
JUDICIARY		Sale of Acquired Property		Bank Corp. Taxes	
Municipal Courts	62,485.00	Other Miscellaneous Revenues	538,067.48	Added and Omitted Taxes	23,949.84
PUBLIC SAFETY		Total	26,766,384.22	Total Taxes Levied - ABSTRACT	22,866,563.24
Fire Protection	227,919.66	Prior Years Surplus Appropriated	382,000.00	Total Taxes Billed	22,931,096.72
Police Protection	1,942,875.19	REVENUES TOTAL	27,148,384.22	1992 TAXES COLLECTED	22,462,474.26
Civil Defense & Disaster Control		Reserve For Uncollected Taxes	455,000.00	1992 Taxes Cancelled, Abated or Adjusted	62,249.85
Environmental Inspection & Control	62,961.00	CAPITAL OUTLAY TOTAL	877,255.11	Transfer to Tax Title Liens or Foreclosed	
Other Public Safety		Public Enterprises		Balance Outstanding Dec. 31, 1992	406,372.61
PUBLIC WORKS		Recreation-Culture	256.93	PRIOR YEARS TAXES OUTSTANDING	
Streets and Drainage	1,021,048.00	Public Works	756,276.50	Balance January 1, 1992	300,209.93
Sewers and Sewage Processing	1,264,063.21	Buildings and Grounds	120,721.68	Collected in 1992	258,466.65
Garbage and Trash Disposal	1,316,700.00	Library and Education		Cancelled, Abated or Adjusted 1992	39,143.77
Public Buildings and Grounds	51,945.00	Conservation		Transfers to Tax Title Liens or Foreclosed	
Other Public Works	42,500.00	All Other		Balance December 31, 1992	2,599.51
HEALTH and WELFARE		CAPITAL DEBT AUTHORIZED, DECEMBER 31, 1992		TAX TITLE LIENS OUTSTANDING	
Health Services Except Environmental	73,674.94	ISSUED AND UNISSUED		Balance January 1, 1992	
Welfare-Public Assistance	9,125.00	School		Transfer From Taxes	
Hospital, Clinics, First Aid		Self-Liquidating		Redeemed in 1992	
Animal, Insect, & Rodent Control		Other	4,603,460	Cancelled, Abated or Adjusted (1992)	
Other Welfare Services		Total	4,603,460	Transfers to Foreclosed Property	
RECREATION and CONSERVATION		ISSUED AND OUTSTANDING		Balance December 31, 1992	
Beaches and Boardwalks		School		PROPERTY ACQUIRED BY DEED OR FORECLOSURE	
Parks, Playgrounds, Shade Trees		Self-Liquidating		Balance January 1, 1992	79,526.00
Land Reclamation & Conservation	72,949.92	Other	4,603,374.47	Transfers From Taxes or Liens	
Other Recreational Services	72,006.20	Total	4,603,374.47	Sale for Cash (1992)	
EDUCATION (excluding schools)		EQUALIZED VALUATION BASIS		Cancelled, Abated or Adjusted (1992)	
Libraries	342,000.00	FOR NET DEBT COMPUTATION	985,716,943	Balance December 31, 1992	79,526.00
Other Educational Services		REAL PROPERTY VALUATIONS		CURRENT FINANCES DECEMBER 31, 1992	
STATUTORY EXPENDITURES		Code Class # of Parcels % VAL'N		ASSETS	
Pensions & F. L. C. A.	227,331.96	1 Vacant Land 30 .15	1,629,600.00	Cash Dec. 31, 1992	2,600,735.67
Employee Fringe Benefits	514,619.00	2 Residential 4924 90.70	981,289,830.00	Taxes Receivable	408,972.12
Other Statutory Expenditures		3 Farm 1	11,700.00	Tax Title Liens	
CETA And Other Public Employment Programs		4a Commercial 139 5.36	64,466,800.00	Foreclosed Property	79,526.00
MUNICIPAL FUNCTIONS TOTAL	8,221,649.43	4b Industrial 11 .51	5,472,600.00	Emergencies & Other Deferred Charges	
CAPITAL IMPROVEMENTS *MEMO*	25,000.00	4c Apartments 24 2.69	29,080,950.00	State and Federal Aid Receivable	35,890.73
DEBT SERVICE		Total 5129	1,031,951,530.00	Other Receivables	11,773.94
Principal Payments	705,276.70	Land Area 1.80 Sq. Miles		Total	3,136,898.46
Interest Payments	246,154.93	Net Valuation Taxable-Municipal	1,090,816,518	LIABILITIES, RESERVES, AND SURPLUS	
DEFERRED CHARGES	435,000.00	Net Valuation Taxable-County	977,956,337	Cash Liabilities	2,091,081.89
SCHOOL, COUNTY, SPECIAL DISTRICT TAXES	17,338,050.95	State Equalized Valuation	981,230,882	Reserves for Receivables	500,272.04
RESERVE FOR UNCOLLECTED TAXES	455,000.00	State Equalization Ratio	111.27	Surplus Dec. 31, 1992	545,544.51
EXPENDITURES TOTAL	27,401,132.01			Total	3,136,898.46

1223

Population 1980 6,593
 Population 1990 6,528
 S & P Rating
 Moody Rating AAA

General Tax Rate Per \$100. 5.00
 State Equalized Tax Rate 2.43

DUNELLEN BOROUGH - MIDDLESEX CO.

Form of Government:
 Borough Council

Number of Members on Governing Body - 6

PER CAPITA: Gross Debt 407.61
 Net Debt 407.61
 Debt Service 15.93
 Total Tax Levy 1,124.79
 Municipal Expenditures 493.05

PER CENT: Gross Debt .87
 Net Debt .87
 Tax Levy Collected 95.11
 Tax Levy Cancelled, Abated or Adjusted

EXPENDITURES		REVENUES-REALIZED			1992 PROPERTY TAX	
GENERAL GOVERNMENT		REVENUES-REALIZED			STATE EQUALIZED TAX RATE	
Governing Body & Public Boards		1992 Property Taxes Collected		3,487,826.00	Local District School Taxes	1.47
Municipal Clerk		1992 Payments in Lieu of Taxes			Regional & Consolidated School Tax	
Financial Administration	19,000.00	Delinquent Tax & Lien Collections		325,000.00	School Taxes in Municipal Budget	
Assessment of Taxes	12,576.00	Business Personality Replacement Taxes		213,461.00	County Taxes	.44
Collection of Taxes	56,731.00	Taxes from Public Utilities		320,475.00	County Library Taxes	
Planning, Housing & Development	10,900.00	Other Miscellaneous Tax Revenues			Local Municipal Purpose Taxes	.51
Human Resources	47,000.00	State Aid Revenues		321,000.00	Veteran & Senior Citizen Taxes	
Elections	4,000.00	Federal Aid Revenues			Total Taxes for Rate Computation	2.42
General Administration (other)	308,451.00	State and Local Fiscal Assistance Act Utilized			Special District Taxes	
JUDICIARY		Sole of Acquired Property			Bank Corp. Taxes	
Municipal Courts	68,000.00	Other Miscellaneous Revenues		337,273.00	Added and Omitted Taxes	
PUBLIC SAFETY		Total		5,005,035.00	Total Taxes Levied - ABSTRACT	
Fire Protection	95,988.00	Prior Years Surplus Appropriated		32,000.00	Total Taxes Billed	7,342,634.92
Police Protection	874,631.00	REVENUES TOTAL		5,037,035.00	1992 TAXES COLLECTED	3,497,826.00
Civil Defense & Disaster Control	750.00	Reserve For Uncollected Taxes		306,649.00	1992 Taxes Cancelled, Abated or Adjusted	
Environmental Inspection & Control	17,017.00	CAPITAL OUTLAY TOTAL		1,210,539.00	Transfer to Tax Title Liens or Foreclosed	
Other Public Safety		Public Enterprises			Balance Outstanding Dec. 31, 1992	179,134.00
PUBLIC WORKS		Recreation-Culture			PRIOR YEARS TAXES OUTSTANDING	
Streets and Drainage	293,000.00	Public Works		220,539.00	Balance January 1, 1992	280,100.00
Sewers and Sewage Processing	304,431.00	Buildings and Grounds		990,000.00	Collected in 1992	112,092.00
Garbage and Trash Disposal	35,000.00	Library and Education			Cancelled, Abated or Adjusted 1992	
Public Buildings and Grounds	51,500.00	Conservation			Transfers to Tax Title Liens or Foreclosed	
Other Public Works		All Other			Balance December 31, 1992	168,008.00
HEALTH and WELFARE		CAPITAL DEBT AUTHORIZED, DECEMBER 31, 1992			TAX TITLE LIENS OUTSTANDING	
Health Services Except Environmental	9,150.00	ISSUED AND UNISSUED			Balance January 1, 1992	62,585.00
Welfare-Public Assistance	7,352.00	School			Transfer From Taxes	
Hospital, Clinics, First Aid		Self-Liquidating			Redeemed in 1992	10,598.00
Animal, Insect, & Rodent Control		Other		2,660,850	Cancelled, Abated or Adjusted (1992)	
Other Welfare Services		Total		2,660,850	Transfers to Foreclosed Property	
RECREATION and CONSERVATION		ISSUED AND OUTSTANDING			Balance December 31, 1992	51,887.00
Beaches and Boardwalks		School			PROPERTY ACQUIRED BY DEED OR	
Parks, Playgrounds, Shade Trees	12,000.00	Self-Liquidating			FORECLOSURE	
Land Reclamation & Conservation		Other		2,488,000.00	Balance January 1, 1992	
Other Recreational Services	47,800.00	Total		2,488,000.00	Transfers From Taxes or Liens	
EDUCATION (excluding schools)		EQUALIZED VALUATION BASIS			Sale for Cash (1992)	
Libraries	103,400.00	FOR NET DEBT COMPUTATION		306,754,821	Cancelled, Abated or Adjusted (1992)	
Other Educational Services		REAL PROPERTY VALUATIONS			Balance December 31, 1992	
STATUTORY EXPENDITURES		Code Class # of Parcels % VAL'N		ASSESSED VALUATION	CURRENT FINANCES DECEMBER 31, 1992	
Pensions & F. L. C. A.	180,157.00	1 Vacant Land 59 .73		1,043,800.00	ASSETS	
Employee Fringe Benefits	205,000.00	2 Residential 1850 82.63		118,650,900.00	Cash Dec. 31, 1992	247,363.00
Other Statutory Expenditures		3 Farm			Taxes Receivable	347,142.00
CETA And Other Public Employment Programs		4a Commercial 105 11.21		16,094,500.00	Tax Title Liens	51,887.00
MUNICIPAL FUNCTIONS TOTAL	2,763,836.00	4b Industrial 6 4.27		6,125,900.00	Foreclosed Property	
CAPITAL IMPROVEMENTS *MEMO*	10,000.00	4c Apartments 7 1.17		1,684,700.00	Emergencies & Other Deferred Charges	47,123.00
DEBT SERVICE		Total 2027		143,599,800.00	State and Federal Aid Receivable	113,561.00
Principal Payments	9,000.00	Land Area 1.04 Sq. Miles			Other Receivables	1,132,285.00
Interest Payments	95,000.00	Net Valuation Taxable-Municipal		147,127,479	Total	1,939,361.00
DEFERRED CHARGES	44,123.00	Net Valuation Taxable-County		311,038,244	LIABILITIES, RESERVES, AND SURPLUS	
SCHOOL, COUNTY, SPECIAL DISTRICT TAXES	5,798,405.92	State Equalized Valuation		298,907,894	Cash Liabilities	1,318,427.00
RESERVE FOR UNCOLLECTED TAXES	306,648.00	State Equalization Ratio		48.63	Reserves for Receivables	541,314.00
EXPENDITURES TOTAL	9,017,010.92				Surplus Dec. 31, 1992	79,620.00
					Total	1,939,361.00

Population 1980 1,009
 Population 1990 1,476
 S & P Rating
 Moody Rating

General Tax Rate Per \$100. 2.18
 State Equalized Tax Rate 2.17

EAGLESWOOD TOWNSHIP - OCEAN CO.

Form of Government:
 Township Committee
 Number of Members on Governing Body - 3

PER CAPITA:
 Gross Debt 1,539.47
 Net Debt 695.12
 Debt Service 10.22
 Total Tax Levy 1,355.58
 Municipal Expenditures 823.07

PER CENT:
 Gross Debt 2.20
 Net Debt .99
 Tax Levy Collected 78.72
 Tax Levy Cancelled, Abated or Adjusted 2.94

EXPENDITURES		REVENUES-REALIZED		1992 PROPERTY TAX	
GENERAL GOVERNMENT				STATE EQUALIZED TAX RATE	
Governing Body & Public Boards		1992 Property Taxes Collected	1,576,349.54	Local District School Taxes	.63 584,408.00
Municipal Clerk		1992 Payments in Lieu of Taxes		Regional & Consolidated School Tax	.76 701,471.66
Financial Administration	33,650.00	Delinquent Tax & Lien Collections	317,572.61	School Taxes in Municipal Budget	
Assessment of Taxes	14,175.00	Business Personalty Replacement Taxes	4,648.76	County Taxes	.41 * 381,143.87
Collection of Taxes	39,200.00	Taxes from Public Utilities	120,212.38	County Library Taxes	.03 30,614.52
Planning, Housing & Development	52,390.00	Other Miscellaneous Tax Revenues		Local Municipal Purpose Taxes	.32 297,340.80
Human Resources	738.74	State Aid Revenues	138,307.67	Veteran & Senior Citizen Taxes	
Elections		Federal Aid Revenues		Total Taxes for Rate Computation	2.15 2,014,728.85
General Administration (other)	163,475.00	State and Local Fiscal Assistance Act Utilized		Special District Taxes	
JUDICIARY		Sale of Acquired Property		Bank Corp. Taxes	
Municipal Courts	43,499.93	Other Miscellaneous Revenues	221,242.70	Added and Omitted Taxes	7,340.14
PUBLIC SAFETY		Total	2,378,333.66	Total Taxes Levied - ABSTRACT	2,002,318.99
Fire Protection	25,751.00	Prior Years Surplus Appropriated	117,000.00	Total Taxes Billed	2,002,423.44
Police Protection	7,000.00	REVENUES TOTAL	2,495,333.66	1992 TAXES COLLECTED	1,576,349.54
Civil Defense & Disaster Control	1,600.00	Reserve For Uncollected Taxes	433,984.67	1992 Taxes Cancelled, Abated or Adjusted	58,832.81
Environmental Inspection & Control	9,533.00	CAPITAL OUTLAY TOTAL	115,554.85	Transfer to Tax Title Liens or Foreclosed	92,289.18
Other Public Safety				Balance Outstanding Dec. 31, 1992	274,951.91
PUBLIC WORKS				PRIOR YEARS TAXES OUTSTANDING	
Streets and Drainage	60,800.00	Public Enterprises	1,029.04	Balance January 1, 1992	313,551.48
Sewers and Sewage Processing	39,123.00	Recreation—Culture	58,705.79	Collected in 1992	248,635.70
Garbage and Trash Disposal	139,820.00	Public Works	35,261.02	Cancelled, Abated or Adjusted 1992	32,272.20
Public Buildings and Grounds	21,885.00	Buildings and Grounds	20,559.00	Transfers to Tax Title Liens or Foreclosed	20,082.56
Other Public Works		Library and Education		Balance December 31, 1992	12,561.02
HEALTH and WELFARE		Conservation		TAX TITLE LIENS OUTSTANDING	
Health Services Except Environmental		All Other		Balance January 1, 1992	261,691.68
Welfare-Public Assistance	2,885.00			Transfer From Taxes	115,818.28
Hospital, Clinics, First Aid	500.00	CAPITAL DEBT AUTHORIZED, DECEMBER 31, 1992		Redeemed in 1992	68,936.91
Animal, Insect, & Rodent Control	10,200.00	ISSUED AND UNISSUED		Cancelled, Abated or Adjusted (1992)	
Other Welfare Services		SCHOOL	1,232,205	Transfers to Foreclosed Property	
RECREATION and CONSERVATION		Self-Liquidating	405,868	Balance December 31, 1992	308,573.05
Beaches and Boardwalks		Other	634,180	PROPERTY ACQUIRED BY DEED OR FORECLOSURE	
Parks, Playgrounds, Shade Trees		Total	2,272,253	Balance January 1, 1992	2,047,450.00
Land Reclamation & Conservation	5,997.00	ISSUED AND OUTSTANDING		Transfers From Taxes or Liens	
Other Recreational Services	5,750.00	School	1,232,205.14	Sale for Cash (1992)	
EDUCATION (excluding schools)		Self-Liquidating	386,868.57	Cancelled, Abated or Adjusted (1992)	
Libraries		Other	250,000.00	Balance December 31, 1992	2,047,450.00
Other Educational Services		Total	1,869,073.71	CURRENT FINANCES DECEMBER 31, 1992	
STATUTORY EXPENDITURES		EQUALIZED VALUATION BASIS		ASSETS	
Pensions & F. L. C. A.	12,000.00	FOR NET DEBT COMPUTATION	103,432,431	Cash Dec. 31, 1992	212,871.70
Employee Fringe Benefits	52,300.00	REAL PROPERTY VALUATIONS		Taxes Receivable	287,512.93
Other Statutory Expenditures	1,000.00	Code Class # of Parcels % VAL'N		Tax Title Liens	308,573.05
CETA And Other Public Employment Programs		1 Vacant Land 528 23.92	21,690,100.00	Foreclosed Property	2,047,450.00
MUNICIPAL FUNCTIONS TOTAL	748,272.67	2 Residential 578 59.65	54,322,700.00	Emergencies & Other Deferred Charges	
CAPITAL IMPROVEMENTS *#F40*	18,000.00	3 Farm 7 .21	191,200.00	State and Federal Aid Receivable	120,881.04
DEBT SERVICE		4a Commercial 60 12.80	11,655,000.00	Other Receivables	15,222.00
Principal Payments		4b Industrial 8 3.30	3,005,400.00	Total	2,992,510.72
Interest Payments	15,032.99	4c Apartments 1 .23	205,000.00	LIABILITIES, RESERVES, AND SURPLUS	
		Total	91,069,400.00	Cash Liabilities	256,338.98
DEFERRED CHARGES	17,510.06	Land Area 16.50 Sq. Miles		Reserves for Receivables	2,658,757.98
SCHOOL, COUNTY, SPECIAL DISTRICT TAXES	1,697,633.05	Net Valuation Taxable-Municipal	91,770,163	Surplus Dec. 31, 1992	77,413.76
RESERVE FOR UNCOLLECTED TAXES	433,984.67	Net Valuation Taxable-County	96,892,190	Total	2,992,510.72
EXPENDITURES TOTAL	2,912,433.44	State Equalized Valuation	92,329,096		
		State Equalization Ratio	99.39		

*Includes County Health Service Taxes, County Vocational School Taxes, or County Open Space Tax. See Table 13.

1008

Population 1980 3,468
 Population 1990 4,332
 S & P Rating
 Moody Rating A1

General Tax Rate Per \$100. 1.74
 State Equalized Tax Rate 1.71

EAST AMWELL TWP. - HUNTERDON CO.
 Form of Government:
Township Committee
 Number of Members on Governing Body - 3

PER CAPITA:
 Grass Debt 787.37
 Net Debt 783.83
 Debt Service 13.45
 Total Tax Levy 1,319.39
 Municipal Expenditures 331.00

PER CENT:
 Grass Debt 1.03
 Net Debt 1.02
 Tax Levy Collected 94.59
 Tax Levy Cancelled, Abated or Adjusted .05

EXPENDITURES		REVENUES-REALIZED		1992 PROPERTY TAX		
GENERAL GOVERNMENT		REVENUES-REALIZED		STATE EQUALIZED TAX RATE		
Governing Body & Public Boards		1992 Property Taxes Collected	5,415,399.15	Local District School Taxes	.91 3,041,592.00	
Municipal Clerk		1992 Payments in Lieu of Taxes		Regional & Consolidated School Tax	.36 1,199,786.61	
Financial Administration	41,125.00	Delinquent Tax & Lien Collections	217,469.15	School Taxes in Municipal Budget		
Assessment of Taxes	21,385.00	Business Personalty Replacement Taxes	59,095.00	County Taxes	.31 1,030,523.63	
Collection of Taxes	26,520.00	Taxes from Public Utilities	180,301.00	County Library Taxes	.03 87,090.13	
Planning, Housing & Development	73,905.00	Other Miscellaneous Tax Revenues		Local Municipal Purpose Taxes	-10 321,416.07	
Human Resources	8,814.00	State Aid Revenues	150,952.00	Veteran & Senior Citizen Taxes		
Elections		Federal Aid Revenues		Total Taxes for Rate Computation	1.71 5,707,908.44	
General Administration (other)	245,926.00	State and Local Fiscal Assistance Act Utilized		Special District Taxes		
JUDICIARY		Sale of Acquired Property		Bank Corp. Taxes		
Municipal Courts	19,785.00	Other Miscellaneous Revenues	182,782.75	Added and Omitted Taxes	30,846.75	
PUBLIC SAFETY		Total	6,205,999.05	Total Taxes Levied - ABSTRACT	5,711,255.19	
Fire Protection	51,785.00	Prior Years Surplus Appropriated	475,000.00	Total Taxes Billed	5,725,644.26	
Police Protection	30,600.00	REVENUES TOTAL	6,680,999.05	1992 TAXES COLLECTED	5,415,399.15	
Civil Defense & Disaster Control		Reserve For Uncollected Taxes	283,604.25	1992 Taxes Cancelled, Abated or Adjusted	2,634.71	
Environmental Inspection & Control	32,335.00	CAPITAL OUTLAY TOTAL	27,484.83	Transfer to Tax Title Liens or Foreclosed	34,822.62	
Other Public Safety		Public Enterprises		Balance Outstanding Dec. 31, 1992	272,787.78	
PUBLIC WORKS		Recreation-Culture		PRIOR YEARS TAXES OUTSTANDING		
Streets and Drainage	330,300.00	Public Works	25,463.30	Balance January 1, 1992	217,745.72	
Sewers and Sewage Processing	4,615.00	Buildings and Grounds	2,021.53	Collected in 1992	217,469.15	
Garbage and Trash Disposal	8,500.00	Library and Education		Cancelled, Abated or Adjusted 1992	89.84	
Public Buildings and Grounds	33,100.00	Conservation		Transfers to Tax Title Liens or Foreclosed		
Other Public Works		All Other		Balance December 31, 1992	186.73	
HEALTH and WELFARE		CAPITAL DEBT AUTHORIZED, DECEMBER 31, 1992		TAX TITLE LIENS OUTSTANDING		
Health Services Except Environmental	24,450.00	ISSUED AND UNISSUED		Balance January 1, 1992	99,920.78	
Welfare-Public Assistance	3,560.00	School	15,330	Transfer From Taxes	34,822.62	
Hospital, Clinics, First Aid		Self-Liquidating		Redeemed in 1992		
Animal, Insect, & Rodent Control	730.00	Other	3,395,543	Cancelled, Abated or Adjusted (1992)		
Other Welfare Services		Total	3,410,873	Transfers to Foreclosed Property		
RECREATION and CONSERVATION		NET DEBT		Balance December 31, 1992	134,743.40	
Beaches and Boardwalks				PROPERTY ACQUIRED BY DEED OR FORECLOSURE		
Parks, Playgrounds, Shade Trees	1,000.00			Balance January 1, 1992	49,100.00	
Land Reclamation & Conservation	10,524.00			Transfers From Taxes or Liens		
Other Recreational Services	7,050.00			Sale for Cash (1992)		
EDUCATION (excluding schools)				Cancelled, Abated or Adjusted (1992)		
Libraries				Balance December 31, 1992	49,100.00	
Other Educational Services	2,550.00			CURRENT FINANCES DECEMBER 31, 1992		
STATUTORY EXPENDITURES		EQUALIZED VALUATION BASIS FOR NET DEBT COMPUTATION		ASSETS		
Pensions & F. L. C. A.	37,130.00	331,765,949		Cash Dec. 31, 1992	629,455.63	
Employee Fringe Benefits	58,474.00	REAL PROPERTY VALUATIONS		Taxes Receivable	272,974.51	
Other Statutory Expenditures	10.00	Code	Class	# of Parcels	% VAL N	ASSESSED VALUATION
CETA And Other Public Employment Programs		1	Vacant Land	220	2.81	9,175,284.00
MUNICIPAL FUNCTIONS TOTAL		2	Residential	1093	66.26	215,984,700.00
CAPITAL IMPROVEMENTS *MEMO*		3	Farm	753	20.22	65,901,065.00
DEBT SERVICE		4a	Commercial	49	10.20	33,253,217.00
Principal Payments	5,915.00	4b	Industrial			
Interest Payments	52,330.18	4c	Apartments	6	.51	1,665,300.00
DEFERRED CHARGES		Total		2121		325,980,065.00
SCHOOL, COUNTY, SPECIAL DISTRICT TAXES	17,831.82	Land Area 28.10 Sq. Miles				
RESERVE FOR UNCOLLECTED TAXES	5,358,992.37	Net Valuation Taxable-Municipal				327,287,206
EXPENDITURES TOTAL	283,604.25	Net Valuation Taxable-County				331,000,501
	6,792,896.62	State Equalized Valuation				332,698,726
		State Equalization Ratio				98.37
		LIABILITIES, RESERVES, AND SURPLUS				
		Cash Liabilities				158,732.29
		Reserves for Receivables				459,441.57
		Surplus Dec. 31, 1992				492,473.36
		Total				1,110,647.20

1204

Population 1980 37,711
 Population 1990 43,543
 S & P Rating
 Moody Rating AA

General Tax Rate Per \$100. 3.83
 State Equalized Tax Rate 2.20

EAST BRUNSWICK TWP. - MIDDLESEX CO.
 Form of Government:
Mayor-Council Plan E (OMCL 50)
 Number of Members on Governing Body - 5

PER CAPITA:
 Gross Debt 1,406.03
 Net Debt 936.42
 Debt Service 92.29
 Total Tax Levy 1,654.36
 Municipal Expenditures 739.51

PER CENT:
 Gross Debt 1.39
 Net Debt 1.26
 Tax Levy Collected 97.52
 Tax Levy Cancelled, Abated or Adjusted

EXPENDITURES		REVENUES-REALIZED		1992 PROPERTY TAX		
GENERAL GOVERNMENT				STATE EQUALIZED TAX RATE ———→ 1.33		
Governing Body & Public Boards	108,321.00	1992 Property Taxes Collected	70,394,860.75	Local District School Taxes	42,288,352.50	
Municipal Clerk	218,614.00	1992 Payments in Lieu of Taxes		Regional & Consolidated School Tax		
Financial Administration	3,876,917.00	Delinquent Tax & Lien Collections	1,611,311.71	School Taxes in Municipal Budget		
Assessment of Taxes	205,041.00	Business Personalty Replacement Taxes	587,008.83	County Taxes	13,185,646.11	
Collection of Taxes	186,900.00	Taxes from Public Utilities	2,764,117.00	County Library Taxes		
Planning, Housing & Development	310,014.00	Other Miscellaneous Tax Revenues		Local Municipal Purpose Taxes	14,451,903.00	
Human Resources	592,330.00	State Aid Revenues	2,234,743.90	Veteran & Senior Citizen Taxes	250,800.00	
Elections		Federal Aid Revenues		Total Taxes for Rate Computation	70,176,701.61	
General Administration (other)	3,183,626.00	State and Local Fiscal Assistance Act Utilized		Special District Taxes	1,667,338.95	
JUDICIARY		Sale of Acquired Property		Bank Corp. Taxes		
Municipal Courts	471,096.00	Other Miscellaneous Revenues	9,750,366.43	Added and Omitted Taxes	450,651.02	
PUBLIC SAFETY		Total	87,342,906.67	Total Taxes Levied - ABSTRACT	72,043,891.58	
Fire Protection	147,974.00	Prior Years Surplus Appropriated	1,500,000.00	Total Taxes Billed	72,182,140.13	
Police Protection	4,631,096.00	REVENUES TOTAL	88,842,906.67	1992 TAXES COLLECTED	70,394,860.75	
Civil Defense & Disaster Control		Reserve For Uncollected Taxes	2,638,632.00	1992 Taxes Cancelled, Abated or Adjusted		
Environmental Inspection & Control	200,000.00	CAPITAL OUTLAY TOTAL		Transfer to Tax Title Liens or Foreclosed	230,546.76	
Other Public Safety		Public Enterprises	93,542.26	Balance Outstanding Dec. 31, 1992	1,556,732.62	
PUBLIC WORKS		Recreation—Culture	88,996.29	PRIOR YEARS TAXES OUTSTANDING		
Streets and Drainage	1,750,007.00	Public Works	4,562,158.69	Balance January 1, 1992	1,466,223.73	
Sewers and Sewage Processing	1,914,332.00	Buildings and Grounds	993,096.53	Collected in 1992	1,212,328.32	
Garbage and Trash Disposal	638,127.00	Library and Education		Cancelled, Abated or Adjusted 1992		
Public Buildings and Grounds	297,229.00	Conservation		Transfers to Tax Title Liens or Foreclosed		
Other Public Works	1,518,401.00	All Other		Balance December 31, 1992	253,895.41	
HEALTH and WELFARE		CAPITAL DEBT AUTHORIZED, DECEMBER 31, 1992				
Health Services Except Environmental	75,233.00	ISSUED AND UNISSUED	GROSS DEBT	NET DEBT		
Welfare—Public Assistance	21,765.00	School	1,297,000			
Hospital, Clinics, First Aid		Self-Liquidating	27,442,900	8,289,520		
Animal, Insect, & Rodent Control		Other	32,489,800	32,489,800		
Other Welfare Services		Total	61,229,700	40,779,320		
RECREATION and CONSERVATION		ISSUED AND OUTSTANDING				
Beaches and Boardwalks		School		1,297,000.00		
Parks, Playgrounds, Shade Trees	740,113.00	Self-Liquidating		25,920,135.00		
Land Reclamation & Conservation	508,053.00	Other		26,808,800.00		
Other Recreational Services	1,021,544.00	Total		54,025,935.00		
EDUCATION (excluding schools)		EQUALIZED VALUATION BASIS				
Libraries	1,243,300.00	FOR NET DEBT COMPUTATION				
Other Educational Services	18,165.00	REAL PROPERTY VALUATIONS				
STATUTORY EXPENDITURES		Code	Class	# of Parcels	% VAL'N	ASSESSED VALUATION
Pensions & F. I. C. A.	1,667,594.00	1	Vacant Land	752	2.29	41,643,600.00
Employee Fringe Benefits		2	Residential	13767	70.09	1,273,113,100.00
Other Statutory Expenditures		3	Farm	153	.19	3,455,600.00
CETA And Other Public Employment Programs		4a	Commercial	629	17.73	322,117,300.00
	25,545,842.00	4b	Industrial	111	7.67	139,317,500.00
MUNICIPAL FUNCTIONS TOTAL		4c	Apartments	13	2.02	36,665,300.00
CAPITAL IMPROVEMENTS	10.00	Total		15425		1,815,312,400.00
DEBT SERVICE		Land Area 22.20 Sq. Miles				
Principal Payments	2,121,925.00	Net Valuation Taxable-Municipal				1,829,351,179
Interest Payments	1,897,223.00	Net Valuation Taxable-County				3,066,222,163
DEFERRED CHARGES		State Equalized Valuation				3,169,093,553
	663.00	State Equalization Ratio				57.55
SCHOOL, COUNTY, SPECIAL DISTRICT TAXES		Net Valuation Taxable-Municipal				1,829,351,179
RESERVE FOR UNCOLLECTED TAXES		Net Valuation Taxable-County				3,066,222,163
EXPENDITURES TOTAL		State Equalized Valuation				3,169,093,553
	89,345,632.56	State Equalization Ratio				57.55
		Cash Dec. 31, 1992				12,433,093.62
		Taxes Receivable				1,810,628.03
		Tax Title Liens				471,024.84
		Foreclosed Property				1,564,900.00
		Emergencies & Other Deferred Charges				
		State and Federal Aid Receivable				173,554.42
		Other Receivables				181,170.47
		Total				16,639,371.38
		LIABILITIES, RESERVES, AND SURPLUS				
		Cash Liabilities				11,060,966.20
		Reserves for Receivables				3,929,901.14
		Surplus Dec. 31, 1992				1,648,504.04
		Total				16,639,371.38

0803

Population 1980 4,144
 Population 1990 5,258
 S & P Rating
 Moody Rating AAA

General Tax Rate Per \$100. 3.56
 State Equalized Tax Rate 1.95

EAST GREENWICH TWP. - GLOUCESTER CO.
 Form of Government:
Township Committee
 Number of Members on Governing Body - 3

PER CAPITA: PER CENT:
 Gross Debt 2,639.49 Gross Debt 5.59
 Net Debt 773.93 Net Debt 1.65
 Debt Service 41.33 Tax Levy Collected 95.95
 Total Tax Levy 962.41 Tax Levy Cancelled, Abated
 Municipal Expenditures 496.04 or Adjusted .04

EXPENDITURES	REVENUES-REALIZED	1992 PROPERTY TAX	
GENERAL GOVERNMENT		STATE EQUALIZED TAX RATE	
Governing Body & Public Boards		Local District School Taxes	.74
Municipal Clerk		Regional & Consolidated School Tax	.42
Financial Administration	26,836.00	School Taxes in Municipal Budget	
Assessment of Taxes	132,643.00	County Taxes	.63
Collection of Taxes	23,870.00	County Library Taxes	.03
Planning, Housing & Development	24,050.00	Local Municipal Purpose Taxes	.12
Human Resources	49,590.00	Veteran & Senior Citizen Taxes	
Elections		Total Taxes for Rate Computation	1.94
General Administration (other)	176,109.00	Special District Taxes	
JUDICIARY		Bank Corp. Taxes	
Municipal Courts	80,216.69	Added and Omitted Taxes	25,310.33
PUBLIC SAFETY		Total Taxes Levied - ABSTRACT	5,060,333.61
Fire Protection	43,259.50	Total Taxes Billed	5,073,798.36
Police Protection	619,462.61	1992 TAXES COLLECTED	4,868,355.81
Civil Defense & Disaster Control	2,950.00	1992 Taxes Cancelled, Abated or Adjusted	2,111.37
Environmental Inspection & Control	40,332.00	Transfer to Tax Title Liens or Foreclosed	2,214.32
Other Public Safety		Balance Outstanding Dec. 31, 1992	201,116.84
PUBLIC WORKS		PRIOR YEARS TAXES OUTSTANDING	
Streets and Drainage	184,843.32	Balance January 1, 1992	295,945.91
Sewers and Sewage Processing		Collected in 1992	260,480.31
Garbage and Trash Disposal	309,500.00	Cancelled, Abated or Adjusted 1992	
Public Buildings and Grounds	25,808.00	Transfers to Tax Title Liens or Foreclosed	
Other Public Works		Balance December 31, 1992	35,465.60
HEALTH and WELFARE		TAX TITLE LIENS OUTSTANDING	
Health Services Except Environmental	6,950.00	Balance January 1, 1992	7,708.29
Welfare-Public Assistance	10,300.00	Transfer From Taxes	2,214.32
Hospital, Clinics, First Aid		Redeemed in 1992	
Animal, Insect, & Rodent Control	500.00	Cancelled, Abated or Adjusted (1992)	
Other Welfare Services		Transfers to Foreclosed Property	
RECREATION and CONSERVATION		Balance December 31, 1992	9,922.61
Beaches and Boardwalks		PROPERTY ACQUIRED BY DEED OR FORECLOSURE	
Parks, Playgrounds, Shade Trees	21,850.00	Balance January 1, 1992	
Land Reclamation & Conservation	830.00	Transfers From Taxes or Liens	
Other Recreational Services	2,000.00	Sale for Cash (1992)	
EDUCATION (excluding schools)		Cancelled, Abated or Adjusted (1992)	
Libraries	14,800.00	Balance December 31, 1992	
Other Educational Services		CURRENT FINANCES DECEMBER 31, 1992	
STATUTORY EXPENDITURES		ASSETS	
Pensions & F. I. C. A.	135,078.00	Cash Dec. 31, 1992	1,102,790.14
Employee Fringe Benefits	152,000.00	Taxes Receivable	236,592.44
Other Statutory Expenditures		Tax Title Liens	9,922.61
CETA And Other Public Employment Programs		Foreclosed Property	
MUNICIPAL FUNCTIONS TOTAL	2,084,853.12	Emergencies & Other Deferred Charges	
CAPITAL IMPROVEMENTS *MEMO*		State and Federal Aid Receivable	
DEBT SERVICE		Other Receivables	95,714.39
Principal Payments	70,000.00	Total	1,446,009.57
Interest Payments	147,222.22	LIABILITIES, RESERVES, AND SURPLUS	
DEFERRED CHARGES		Cash Liabilities	491,565.93
SCHOOL, COUNTY, SPECIAL DISTRICT TAXES	4,711,643.32	Reserves for Receivables	343,219.43
RESERVE FOR UNCOLLECTED TAXES	278,232.25	Surplus Dec. 31, 1992	621,224.16
EXPENDITURES TOTAL	7,319,819.17	Total	1,446,009.57
		REVENUES-REALIZED	
		1992 Property Taxes Collected	4,868,355.81
		1992 Payments in Lieu of Taxes	
		Delinquent Tax & Lien Collections	260,480.31
		Business Personalty Replacement Taxes	33,032.36
		Taxes from Public Utilities	1,445,251.00
		Other Miscellaneous Tax Revenues	
		State Aid Revenues	241,051.60
		Federal Aid Revenues	
		State and Local Fiscal Assistance Act Utilized	
		Sale of Acquired Property	
		Other Miscellaneous Revenues	669,353.33
		Total	7,517,529.41
		Prior Years Surplus Appropriated	35,511.92
		REVENUES TOTAL	7,553,041.23
		Reserve For Uncollected Taxes	278,282.25
		CAPITAL OUTLAY TOTAL	1,548,692.15
		Public Enterprises	1,204,159.30
		Recreation-Culture	
		Public Works	329,968.21
		Buildings and Grounds	14,564.64
		Library and Education	
		Conservation	
		All Other	
		CAPITAL DEBT AUTHORIZED, DECEMBER 31, 1992	
		ISSUED AND UNISSUED	GROSS DEBT
		School	8,918,109
		Self-Liquidating	3,400,000
		Other	1,560,324
		Total	13,878,433
		NET DEBT	2,535,555
		ISSUED AND OUTSTANDING	
		School	8,774,987.33
		Self-Liquidating	3,200,000.00
		Other	1,547,000.00
		Total	13,521,987.33
		EQUALIZED VALUATION BASIS FOR NET DEBT COMPUTATION	248,342,275
		REAL PROPERTY VALUATIONS	
		Code	Class
		# of Parcels	% VAL'N
		ASSESSED VALUATION	
		1 Vacant Land	161 1.88
		2 Residential	1469 75.01
		3 Farm	358 7.78
		4a Commercial	60 10.17
		4b Industrial	18 4.51
		4c Apartments	7 .66
		Total	2073
		Land Area	14.89 Sq. Miles
		Net Valuation Taxable-Municipal	141,811,461
		Net Valuation Taxable-County	260,288,422
		State Equalized Valuation	258,197,254
		State Equalization Ratio	56.80

1410
 Population 1980 9,319
 Population 1990 9,926
 S & P Rating
 Moody Rating A1

General Tax Rate Per \$100. 1.96
 State Equalized Tax Rate 1.62

EAST HANOVER TOWNSHIP - MORRIS CO.
 Form of Government:
 Township Committee
 Number of Members on Governing Body - 5

PER CAPITA:
 Grass Debt 2,227.25
 Net Debt 2,103.49
 Debt Service 240.54
 Total Tax Levy 2,291.83
 Municipal Expenditures 1,233.90

PER CENT:
 Grass Debt 1.55
 Net Debt 1.46
 Tax Levy Collected 97.39
 Tax Levy Cancelled, Abated or Adjusted 1.00

EXPENDITURES		REVENUES-REALIZED		1992 PROPERTY TAX		
GENERAL GOVERNMENT		REVENUES-REALIZED		STATE EQUALIZED TAX RATE		
Governing Body & Public Boards		1992 Property Taxes Collected	22,161,512.78	Local District School Taxes	.62 8,612,031.00	
Municipal Clerk		1992 Payments in Lieu of Taxes		Regional & Consolidated School Tax	.34 4,733,295.59	
Financial Administration	251,290.00	Delinquent Tax & Lien Collections	424,774.37	School Taxes in Municipal Budget		
Assessment of Taxes	53,425.00	Business Personalty Replacement Taxes	279,511.80	County Taxes	.31 4,228,377.43	
Collection of Taxes	45,446.00	Taxes from Public Utilities	2,698,901.00	County Library Taxes		
Planning, Housing & Development	1,355,695.00	Other Miscellaneous Tax Revenues		Local Municipal Purpose Taxes	.35 4,818,254.30	
Human Resources	93,979.00	State Aid Revenues	389,633.40	Veteran & Senior Citizen Taxes	65,150.00	
Elections	3,500.00	Federal Aid Revenues		Total Taxes for Rate Computation	1.62 22,457,108.32	
General Administration (other)	794,637.00	State and Local Fiscal Assistance Act Utilized		Special District Taxes		
JUDICIARY		Other Miscellaneous Revenues	3,371,351.00	Bank Corp. Taxes		
Municipal Courts	153,596.43	Total	29,825,684.35	Added and Omitted Taxes	356,790.84	
PUBLIC SAFETY		Prior Years Surplus Appropriated	370,000.00	Total Taxes Levied - ABSTRACT	22,748,749.16	
Fire Protection	225,419.00	REVENUES TOTAL	30,195,684.35	Total Taxes Billed	22,754,956.73	
Police Protection	1,907,898.97	Reserve For Uncollected Taxes	701,000.00	1992 TAXES COLLECTED	22,161,512.78	
Civil Defense & Disaster Control	13,100.00	CAPITAL OUTLAY	TOTAL	1992 Taxes Cancelled, Abated or Adjusted	227,480.48	
Environmental Inspection & Control	112,426.00	Public Enterprises	12,579.50	Balance Outstanding Dec. 31, 1992	42,353.44	
Other Public Safety		Recreation-Culture	28,589.15	PRIOR YEARS TAXES OUTSTANDING		
PUBLIC WORKS		Public Works	1,415,043.31	Balance January 1, 1992	426,374.50	
Streets and Drainage	578,900.00	Buildings and Grounds	710,741.26	Collected in 1992	421,840.95	
Sewers and Sewage Processing	1,072,122.00	Library and Education		Cancelled, Abated or Adjusted 1992		
Garbage and Trash Disposal	228,000.00	Conservation		Transfers to Tax Title Liens or Foreclosed		
Public Buildings and Grounds	213,125.00	All Other		Balance December 31, 1992	4,533.55	
Other Public Works		CAPITAL DEBT AUTHORIZED, DECEMBER 31, 1992		TAX TITLE LIENS OUTSTANDING		
HEALTH and WELFARE		ISSUED AND UNISSUED	GROSS DEBT	NET DEBT		
Health Services Except Environmental	132,910.00	School	184,888		Balance January 1, 1992	
Welfare-Public Assistance	8,525.00	Self-Liquidating	1,364,000	420,000	103,991.26	
Hospital, Clinics, First Aid	4,810.00	Other	20,558,757	20,459,257	Transfer From Taxes	
Animal, Insect, & Rodent Control		Total	22,107,646	20,879,257	42,853.44	
Other Welfare Services		ISSUED AND OUTSTANDING			Redeemed in 1992	
RECREATION and CONSERVATION		School	163,316.40		2,933.42	
Beaches and Boardwalks		Self-Liquidating	1,364,000.00		Cancelled, Abated or Adjusted (1992)	
Parks, Playgrounds, Shade Trees	1,210.00	Other	16,550,089.00		Transfers to Foreclosed Property	
Land Reclamation & Conservation	4,110.00	Total	18,077,405.40		Balance December 31, 1992	
Other Recreational Services	371,631.00	EQUALIZED VALUATION BASIS			PROPERTY ACQUIRED BY DEED OR FORECLOSURE	
EDUCATION (excluding schools)		FOR NET DEBT COMPUTATION			Balance January 1, 1992	
Libraries	303,445.00	REAL PROPERTY VALUATIONS			Transfers From Taxes or Liens	
Other Educational Services	2,760.00	Code	Class	# of Parcels	% VAL'N	Sale for Cash (1992)
STATUTORY EXPENDITURES		1	Vacant Land	382	3.01	34,252,500.00
Pensions & F. L. C. A.	140,200.00	2	Residential	3100	50.53	575,434,200.00
Employee Fringe Benefits	675,000.00	3	Farm	10	.07	758,300.00
Other Statutory Expenditures		4a	Commercial	154	35.84	408,444,500.00
CETA And Other Public Employment Programs		4b	Industrial	90	10.51	119,776,000.00
MUNICIPAL FUNCTIONS		4c	Apartments			
CAPITAL IMPROVEMENTS		Total	3736			1,139,665,600.00
DEBT SERVICE		Land Area	8.21	Sq. Miles		
Principal Payments	1,111,093.95	Net Valuation Taxable-Municipal				1,142,763,566
Interest Payments	1,276,500.50	Net Valuation Taxable-County				1,436,051,066
DEFERRED CHARGES		State Equalized Valuation				1,378,509,021
SCHOOL, COUNTY, SPECIAL DISTRICT TAXES	17,573,704.02	State Equalization Ratio				82.86
RESERVE FOR UNCOLLECTED TAXES	701,000.00	LIABILITIES, RESERVES, AND SURPLUS				
EXPENDITURES	TOTAL	Cash Liabilities				6,164,863.80
	29,821,432.32	Reserves for Receivables				959,947.63
		Surplus Dec. 31, 1992				955,865.20
		Total				8,090,676.63

0932

Population 1980 1,923
 Population 1990 2,157
 S & P Rating
 Moody Rating

General Tax Rate Per \$100. 5.59
 State Equalized Tax Rate 2.64

EAST NEWARK BOROUGH - HUDSON CO.
 Form of Government:
Borough Council
 Number of Members on Governing Body - 6

PER CAPITA:
 Gross Debt 513.02
 Net Debt 200.08
 Debt Service 69.18
 Total Tax Levy 1,051.38
 Municipal Expenditures 950.07

PER CENT:
 Gross Debt 1.25
 Net Debt .49
 Tax Levy Collected 95.83
 Tax Levy Cancelled, Abated or Adjusted

EXPENDITURES		REVENUES-REALIZED		1992 PROPERTY TAX	
GENERAL GOVERNMENT		REVENUES-REALIZED		STATE EQUALIZED TAX RATE	
Governing Body & Public Boards		1992 Property Taxes Collected	2,173,412.92	Local District School Taxes	.89 763,823.00
Municipal Clerk		1992 Payments in Lieu of Taxes		Regional & Consolidated School Tax	
Financial Administration	28,699.00	Delinquent Tax & Lien Collections	47,806.52	School Taxes in Municipal Budget	.04 38,137.50
Assessment of Taxes	9,200.00	Business Personalty Replacement Taxes	223,316.52	County Taxes	.71 613,652.12
Collection of Taxes	11,199.00	Taxes from Public Utilities	87,587.00	County Library Taxes	
Planning, Housing & Development	3,000.00	Other Miscellaneous Tax Revenues		Local Municipal Purpose Taxes	.99 851,249.04
Human Resources	29,536.00	State Aid Revenues	507,830.47	Veteran & Senior Citizen Taxes	
Elections	2,700.00	Federal Aid Revenues		Total Taxes for Rate Computation	2.63 2,280,711.66
General Administration (other)	474,795.61	State and Local Fiscal Assistance Act Utilized		Special District Taxes	
JUDICIARY		Sale of Acquired Property		Bank Corp. Taxes	
Municipal Courts	49,351.01	Other Miscellaneous Revenues	304,461.77	Added and Omitted Taxes	966.23
PUBLIC SAFETY		Total	3,344,415.20	Total Taxes Levied - ABSTRACT	2,267,827.89
Fire Protection	38,108.00	Prior Years Surplus Appropriated	50,000.00	Total Taxes Billed	2,268,014.69
Police Protection	455,037.70	REVENUES TOTAL	3,394,415.20	1992 TAXES COLLECTED	2,173,412.92
Civil Defense & Disaster Control	100.00	Reserve For Uncollected Taxes	90,000.00	1992 Taxes Cancelled, Abated or Adjusted	
Environmental Inspection & Control	11,250.00	CAPITAL OUTLAY TOTAL		Transfer to Tax Title Liens or Foreclosed	8,567.39
Other Public Safety			145,005.62	Balance Outstanding Dec. 31, 1992	96,034.38
PUBLIC WORKS		CAPITAL DEBT AUTHORIZED, DECEMBER 31, 1992		PRIOR YEARS TAXES OUTSTANDING	
Streets and Drainage	45,356.00	ISSUED AND UNISSUED		Balance January 1, 1992	50,364.72
Sewers and Sewage Processing	222,500.00	School	675,000	Collected in 1992	47,806.52
Garbage and Trash Disposal	221,454.00	Self-Liquidating		Cancelled, Abated or Adjusted 1992	
Public Buildings and Grounds	43,583.00	Other	431,582	Transfers to Tax Title Liens or Foreclosed	2,558.20
Other Public Works	9,000.00	Total	1,106,582	Balance December 31, 1992	
HEALTH and WELFARE				TAX TITLE LIENS OUTSTANDING	
Health Services Except Environmental	11,025.00			Balance January 1, 1992	8,385.43
Welfare-Public Assistance	8,500.00			Transfer From Taxes	12,120.69
Hospital, Clinics, First Aid				Redeemed in 1992	
Animal, Insect, & Rodent Control				Cancelled, Abated or Adjusted (1992)	
Other Welfare Services				Transfers to Foreclosed Property	
RECREATION and CONSERVATION				Balance December 31, 1992	20,506.12
Beaches and Boardwalks				PROPERTY ACQUIRED BY DEED OR FORECLOSURE	
Parks, Playgrounds, Shade Trees	15,000.00			Balance January 1, 1992	63,000.00
Land Reclamation & Conservation	1,081.29			Transfers From Taxes or Liens	
Other Recreational Services	23,000.00			Sale for Cash (1992)	
EDUCATION (excluding schools)				Cancelled, Abated or Adjusted (1992)	
Libraries				Balance December 31, 1992	63,000.00
Other Educational Services				CURRENT FINANCES DECEMBER 31, 1992	
STATUTORY EXPENDITURES				ASSETS	
Pensions & F. L. C. A.	78,146.00			Cash Dec. 31, 1992	1,035,449.87
Employee Fringe Benefits				Taxes Receivable	86,034.39
Other Statutory Expenditures	5,000.00			Tax Title Liens	20,506.12
CETA and Other Public Employment Programs				Foreclosed Property	63,000.00
MUNICIPAL FUNCTIONS TOTAL				Emergencies & Other Deferred Charges	1,515.61
1,796,621.61				State and Federal Aid Receivable	9,626.00
CAPITAL IMPROVEMENTS *MEMO*				Other Receivables	80,841.19
5,000.00				Total	1,296,973.17
DEBT SERVICE				LIABILITIES, RESERVES, AND SURPLUS	
Principal Payments	79,718.00			Cash Liabilities	934,474.60
Interest Payments	69,495.96			Reserves for Receivables	180,210.69
TYPE I SCHL DEBT *MEMO				Surplus Dec. 31, 1992	182,287.88
13,465.30				Total	1,296,973.17
DEFERRED CHARGES					
13,465.30					
SCHOOL, COUNTY, SPECIAL DISTRICT TAXES					
1,415,612.62					
RESERVE FOR UNCOLLECTED TAXES					
90,000.00					
EXPENDITURES TOTAL					
3,466,913.49					

0705

Population 1980 **77,690**
 Population 1990 **73,552**
 S & P Rating
 Moody Rating **A**

General Tax Rate Per \$100 **15.07**
 State Equalized Tax Rate **3.79**

EAST ORANGE CITY - ESSEX COUNTY
 Form of Government:
City Charter Act (P.L. 1908 c. 250)
 Number of Members on Governing Body - 9

PER CAPITA:
 Gross Debt **1,194.26** PER CENT:
 Net Debt **674.06** Gross Debt **6.14**
 Debt Service **106.70** Net Debt **3.47**
 Total Tax Levy **754.17** Tax Levy Collected **81.89**
 Municipal Expenditures **1,046.17** Tax Levy Cancelled, Abated or Adjusted **1.14**

EXPENDITURES		REVENUES-REALIZED		1992 PROPERTY TAX		
GENERAL GOVERNMENT				STATE EQUALIZED TAX RATE <u> </u>		
Governing Body & Public Boards	1,609,265.00	1992 Property Taxes Collected	45,291,744.71	Local District School Taxes	1.70 16,143,158.50	
Municipal Clerk	286,255.00	1992 Payments in Lieu of Taxes		Regional & Consolidated School Tax		
Financial Administration	1,301,151.00	Delinquent Tax & Lien Collections	4,236,431.00	School Taxes in Municipal Budget	.05 786,848.00	
Assessment of Taxes	138,000.00	Business Personalty Replacement Taxes	1,418,777.00	County Taxes	-.62 9,124,992.40	
Collection of Taxes	835,169.00	Taxes from Public Utilities	2,936,235.00	County Library Taxes		
Planning, Housing & Development	1,852,489.07	Other Miscellaneous Tax Revenues		Local Municipal Purpose Taxes	2.01 29,325,761.00	
Human Resources	5,937,999.00	State Aid Revenues	32,428,679.00	Veteran & Senior Citizen Taxes		
Elections	46,000.00	Federal Aid Revenues	70,884.00	Total Taxes for Rate Computation	3.78 55,613,359.90	
General Administration (other)	2,954,409.00	State and Local Fiscal Assistance Act Utilized		Special District Taxes		
JUDICIARY		Sale of Acquired Property	1,743.00	Bank Corp. Taxes		
Municipal Courts	1,846,365.00	Other Miscellaneous Revenues	7,669,624.80	Added and Omitted Taxes	89,699.61	
PUBLIC SAFETY		Total	94,054,167.51	Total Taxes Levied - ABSTRACT	55,470,459.51	
Fire Protection	8,810,840.00	Prior Years Surplus Appropriated		Total Taxes Billed	55,308,394.50	
Police Protection	10,279,016.00	REVENUES TOTAL	94,054,167.51	1992 TAXES COLLECTED	45,291,744.71	
Civil Defense & Disaster Control	26,139.00	Reserve For Uncollected Taxes	8,936,520.00	1992 Taxes Cancelled, Abated or Adjusted	630,353.02	
Environmental Inspection & Control	762,079.00	CAPITAL OUTLAY TOTAL		Transfer to Tax Title Liens or Foreclosed	4,534,963.30	
Other Public Safety		Public Enterprises	1,167,977.00	Balance Outstanding Dec. 31, 1992	4,851,333.47	
PUBLIC WORKS		Recreation-Culture		PRIOR YEARS TAXES OUTSTANDING		
Streets and Drainage	1,953,224.00	Public Works	337,214.70	Balance January 1, 1992	7,509,099.71	
Sewers and Sewage Processing	431,187.00	Buildings and Grounds	3,234,011.72	Collected in 1992	2,791,157.42	
Garbage and Trash Disposal	5,174,208.00	Library and Education		Cancelled, Abated or Adjusted 1992	39,151.78	
Public Buildings and Grounds	1,230,034.00	Conservation	9,943.00	Transfers to Tax Title Liens or Foreclosed	2,594,395.44	
Other Public Works	922,884.00	All Other		Balance December 31, 1992	1,984,395.07	
HEALTH and WELFARE		CAPITAL DEBT AUTHORIZED, DECEMBER 31, 1992		TAX TITLE LIENS OUTSTANDING		
Health Services Except Environmental	3,539,722.00	ISSUED AND UNISSUED	GROSS DEBT	NET DEBT		
Welfare-Public Assistance	145,000.00	School	36,181,550	Balance January 1, 1992	8,461,318.30	
Hospital, Clinics, First Aid		Self-Liquidating	298,000	Transfer From Taxes	7,732,897.86	
Animal, Insect, & Rodent Control	91,950.00	Other	51,360,959	Redeemed in 1992	1,445,273.95	
Other Welfare Services	626,615.00	Total	87,840,509	Cancelled, Abated or Adjusted (1992)	434,803.23	
RECREATION and CONSERVATION		ISSUED AND OUTSTANDING		Transfers to Foreclosed Property		
Beaches and Boardwalks		School	36,070,550.00	Balance December 31, 1992	14,314,138.98	
Parks, Playgrounds, Shade Trees	832,025.00	Self-Liquidating	298,000.00	PROPERTY ACQUIRED BY DEED OR FORECLOSURE		
Land Reclamation & Conservation	5,000.00	Other	48,437,416.00	Balance January 1, 1992	2,873,500.00	
Other Recreational Services	1,396,293.00	Total	84,805,966.00	Transfers From Taxes or Liens		
EDUCATION (excluding schools)		EQUALIZED VALUATION BASIS		Sale for Cash (1992)	3,525.00	
Libraries	1,970,000.00	FOR NET DEBT COMPUTATION		Cancelled, Abated or Adjusted (1992)	77,375.00	
Other Educational Services		REAL PROPERTY VALUATIONS		Balance December 31, 1992	2,792,600.00	
STATUTORY EXPENDITURES		Code	Class	# of Parcels	% VAL'N	ASSESSED VALUATION
Pensions & F. L. C. A.	2,107,457.00	1	Vacant Land	456	1.18	4,248,800.00
Employee Fringe Benefits	3,200,000.00	2	Residential	8617	51.88	187,317,900.00
Other Statutory Expenditures		3	Farm			
CETA And Other Public Employment Programs		4a	Commercial	657	19.67	71,021,700.00
MUNICIPAL FUNCTIONS TOTAL		4b	Industrial	40	1.39	6,817,500.00
CAPITAL IMPROVEMENTS *MEMO*		4c	Apartments	353	25.39	91,678,700.00
DEBT SERVICE		Total		10123		361,084,600.00
Principal Payments	3,622,384.00	Land Area	4.00	Sq. Miles		
Interest Payments	4,078,150.00	Net Valuation Taxable-Municipal			367,731,000	
TYPE I SCHL DEBT *MEMO	2,988,804.00	Net Valuation Taxable-County			1,463,227,808	
DEFERRED CHARGES		State Equalized Valuation			1,445,356,702	
SCHOOL, COUNTY, SPECIAL DISTRICT TAXES	26,054,998.90	State Equalization Ratio			25.15	
RESERVE FOR UNCOLLECTED TAXES	8,936,520.00			CURRENT FINANCES DECEMBER 31, 1992 ASSETS		
EXPENDITURES TOTAL				Cash Dec. 31, 1992		20,512,347.00
				Taxes Receivable		6,835,728.54
				Tax Title Liens		14,314,138.98
				Foreclosed Property		2,792,600.00
				Emergencies & Other Deferred Charges		1,527,599.00
				State and Federal Aid Receivable		3,660,043.00
				Other Receivables		377,753.48
				Total		50,020,205.00
				LIABILITIES, RESERVES, AND SURPLUS		
				Cash Liabilities		16,011,691.00
				Reserves for Receivables		24,320,220.00
				Surplus Dec. 31, 1992		9,688,294.00
				Total		50,020,205.00

0212

Population 1980 7,849
 Population 1990 7,902
 S & P Rating
 Moody Rating A

General Tax Rate Per \$100. 2.12
 State Equalized Tax Rate 1.41

EAST RUTHERFORD BORO. - BERGEN CO.

Form of Government:

Borough Council

Number of Members on Governing Body - 6

PER CAPITA:

Grass Debt 941.27
 Net Debt 907.51
 Debt Service 33.51
 Total Tax Levy 1,447.49
 Municipal Expenditures 1,266.02

PER CENT:

Grass Debt .90
 Net Debt .87
 Tax Levy Collected 91.83
 Tax Levy Cancelled, Abated or Adjusted 1.24

EXPENDITURES		REVENUES-REALIZED			1992 PROPERTY TAX	
GENERAL GOVERNMENT					STATE EQUALIZED TAX RATE	
Governing Body & Public Boards	40,120.00	1992 Property Taxes Collected	10,621,537.67	Local District School Taxes	.57	4,537,626.00
Municipal Clerk		1992 Payments in Lieu of Taxes	2,268,847.02	Regional & Consolidated School Tax	.20	1,619,959.02
Financial Administration	77,776.00	Delinquent Tax & Lien Collections	220,000.15	School Taxes in Municipal Budget		
Assessment of Taxes	97,899.00	Business Personalty Replacement Taxes	406,957.44	County Taxes	.26	2,095,958.52
Collection of Taxes	75,590.20	Taxes from Public Utilities	1,284,062.00	County Library Taxes		
Planning, Housing & Development	19,745.00	Other Miscellaneous Tax Revenues	531,858.00	Local Municipal Purpose Taxes	.37	2,989,452.21
Human Resources	97,232.00	State Aid Revenues	729,911.18	Veteran & Senior Citizen Taxes		84,500.00
Elections	2,500.00	Federal Aid Revenues		Total Taxes for Rate Computation	1.40	11,327,505.75
General Administration (other)	1,413,431.65	State and Local Fiscal Assistance Act Utilized		Special District Taxes		
JUDICIARY		Sale of Acquired Property		Bank Corp. Taxes		
Municipal Courts	131,306.00	Other Miscellaneous Revenues	610,796.58	Added and Omitted Taxes		195,065.97
PUBLIC SAFETY		Total	16,673,970.04	Total Taxes Levied - ABSTRACT		11,438,071.72
Fire Protection	232,112.00	Prior Years Surplus Appropriated	342,617.96	Total Taxes Billed		11,566,209.84
Police Protection	1,542,927.96	REVENUES TOTAL	17,016,588.00	1992 TAXES COLLECTED		10,621,537.67
Civil Defense & Disaster Control	2,567.00	Reserve For Uncollected Taxes	846,200.07	1992 Taxes Cancelled, Abated or Adjusted		143,712.19
Environmental Inspection & Control	63,293.00	CAPITAL OUTLAY TOTAL		Transfer to Tax Title Liens or Foreclosed		25,136.84
Other Public Safety		Public Enterprises	400,048.77	Balance Outstanding Dec. 31, 1992		775,823.16
PUBLIC WORKS		Recreation—Culture		PRIOR YEARS TAXES OUTSTANDING		
Streets and Drainage	1,070,151.00	Public Works	382,251.58	Balance January 1, 1992		649,432.74
Sewers and Sewage Processing	911,102.43	Buildings and Grounds	17,797.19	Collected in 1992		166,675.55
Garbage and Trash Disposal	1,114,050.00	Library and Education		Cancelled, Abated or Adjusted 1992		108,088.99
Public Buildings and Grounds	74,675.00	Conservation		Transfers to Tax Title Liens or Foreclosed		21,669.75
Other Public Works	67,000.00	All Other		Balance December 31, 1992		352,998.45
HEALTH and WELFARE		CAPITAL DEBT AUTHORIZED, DECEMBER 31, 1992			TAX TITLE LIENS OUTSTANDING	
Health Services Except Environmental	38,765.00	ISSUED AND UNISSUED	GROSS DEBT	NET DEBT		
Welfare—Public Assistance	12,086.00	School	144,595	30,000		
Hospital, Clinics, First Aid		Self-Liquidating				
Animal, Insect, & Rodent Control		Other	7,293,312	7,141,172		
Other Welfare Services		Total	7,437,907	7,171,172		
RECREATION and CONSERVATION		ISSUED AND OUTSTANDING			Balance January 1, 1992	
Beaches and Boardwalks		School		114,595.00	321,460.91	
Parks, Playgrounds, Shade Trees	3,000.00	Self-Liquidating			Transfer From Taxes	
Land Reclamation & Conservation	21,254.39	Other		3,944,000.00	52,124.56	
Other Recreational Services	93,800.00	Total		4,058,595.00	Redeemed in 1992	
EDUCATION (excluding schools)		EQUALIZED VALUATION BASIS			Cancelled, Abated or Adjusted (1992)	
Libraries	201,152.00	FOR NET DEBT COMPUTATION			822,513,967	
Other Educational Services		REAL PROPERTY VALUATIONS			Transfers to Foreclosed Property	
STATUTORY EXPENDITURES		Code	Class	# of Parcels	% VAL'N	ASSESSED VALUATION
Pensions & F. L. C. A.	456,868.56	1	Vacant Land	139	10.12	53,284,600.00
Employee Fringe Benefits	150,000.00	2	Residential	1895	23.15	121,935,000.00
Other Statutory Expenditures		3	Farm			
CETA And Other Public Employment Programs		4a	Commercial	174	22.08	116,317,700.00
MUNICIPAL FUNCTIONS TOTAL		4b	Industrial	120	40.29	212,237,600.00
	8,010,409.19	4c	Apartments	36	4.36	22,952,100.00
CAPITAL IMPROVEMENTS *MEMO*		Total		2364		526,727,000.00
	25,000.00	Land Area	3.70	Sq. Miles		
DEBT SERVICE		Net Valuation Taxable-Municipal				531,655,630
Principal Payments	125,000.00	Net Valuation Taxable-County				834,460,666
Interest Payments	139,799.64	State Equalized Valuation				795,216,752
DEFERRED CHARGES		State Equalization Ratio				66.65
	882,736.85	LIABILITIES, RESERVES, AND SURPLUS				
SCHOOL, COUNTY, SPECIAL DISTRICT TAXES		Cash Liabilities				3,958,278.22
	8,253,553.54	Reserves for Receivables				1,727,125.92
RESERVE FOR UNCOLLECTED TAXES		Surplus Dec. 31, 1992				248,177.23
	846,200.07	Total				5,933,581.37
EXPENDITURES TOTAL						
	18,257,669.29					

0311
 Population 1980 3,814
 Population 1990 4,962
 S & P Rating
 Moody Rating A

General Tax Rate Per \$100. 2.11
 State Equalized Tax Rate 2.05

EASTAMPTON TWP. - BURLINGTON COUNTY
 Form of Government:
Council-Manager Plan E (OMCL 50)
 Number of Members on Governing Body - 3

PER CAPITA:
 Gross Debt 1,091.32
 Net Debt 223.23
 Debt Service 31.66
 Total Tax Levy 926.65
 Municipal Expenditures 471.08

PER CENT:
 Gross Debt 2.84
 Net Debt .58
 Tax Levy Collected 95.81
 Tax Levy Cancelled, Abated or Adjusted .79

EXPENDITURES	REVENUES-REALIZED	1992 PROPERTY TAX	
GENERAL GOVERNMENT		STATE EQUALIZED TAX RATE	
Governing Body & Public Boards		Local District Schaal Taxes .70 1,458,613.00	
Municipal Clerk		Regional & Consolidated Schaal Tax .36 749,469.81	
Financial Administration 45,954.00	1992 Property Taxes Collected 4,407,749.00	School Taxes in Municipal Budget	
Assessment of Taxes 29,462.00	1992 Payments in Lieu of Taxes	County Taxes .54 1,124,287.25	
Collection of Taxes 58,838.00	Delinquent Tax & Lien Collections 117,576.00	County Library Taxes .03 68,888.62	
Planning, Housing & Development 29,334.00	Business Personality Replacement Taxes 17,259.00	Local Municipal Purpose Taxes .41 851,587.00	
Human Resources 61,038.00	Taxes from Public Utilities 295,527.00	Veteran & Senior Citizen Taxes 18,700.00	
Elections 1,796.00	Other Miscellaneous Tax Revenues	Total Taxes for Rate Computation 2.04 4,271,545.68	
General Administration (other) 396,030.00	State Aid Revenues 262,222.00	Special District Taxes 177,813.00	
JUDICIARY	Federal Aid Revenues	Bank Corp. Taxes	
Municipal Courts 73,133.00	State and Local Fiscal Assistance Act Utilized	Added and Omitted Taxes 167,390.00	
PUBLIC SAFETY	Sale of Acquired Property	Total Taxes Levied - ABSTRACT 4,593,048.68	
Fire Protection 7,657.00	Other Miscellaneous Revenues 378,411.00	Total Taxes Billed 4,600,435.00	
Police Protection 654,700.00	Total 5,478,744.00	1992 TAXES COLLECTED 4,407,749.00	
Civil Defense & Disaster Control 975.00	Prior Years Surplus Appropriated 450,000.00	1992 Taxes Cancelled, Abated or Adjusted 36,551.00	
Environmental Inspection & Control 133,968.00	REVENUES TOTAL 5,928,744.00	Transfer to Tax Title Liens or Foreclosed 14,343.00	
Other Public Safety	Reserve For Uncollected Taxes 137,806.00	Balance Outstanding Dec. 31, 1992 141,792.00	
PUBLIC WORKS	CAPITAL OUTLAY TOTAL 123,632.00	PRIOR YEARS TAXES OUTSTANDING	
Streets and Drainage 47,492.00	Public Enterprises	Balance January 1, 1992 116,572.00	
Sewers and Sewage Processing 438.00	Recreation-Culture	Collected in 1992 116,061.00	
Garbage and Trash Disposal 226,157.00	Public Works 121,305.00	Cancelled, Abated or Adjusted 1992 15.00	
Public Buildings and Grounds	Buildings and Grounds 2,327.00	Transfers to Tax Title Liens or Foreclosed 222.00	
Other Public Works 167,228.00	Library and Education	Balance December 31, 1992 274.00	
HEALTH and WELFARE	Conservation	TAX TITLE LIENS OUTSTANDING	
Health Services Except Environmental	All Other	Balance January 1, 1992 48,305.00	
Welfare-Public Assistance 3,671.00		Transfer From Taxes 14,603.00	
Hospital, Clinics, First Aid	CAPITAL DEBT AUTHORIZED, DECEMBER 31, 1992	Redeemed in 1992 1,515.00	
Animal, Insect, & Rodent Control	ISSUED AND UNISSUED GROSS DEBT NET DEBT	Cancelled, Abated or Adjusted (1992)	
Other Welfare Services	Schaal 4,302,638	Transfers to Foreclosed Property	
RECREATION and CONSERVATION	Self-Liquidating	Balance December 31, 1992 51,393.00	
Beaches and Boardwalks	Other 1,112,469	PROPERTY ACQUIRED BY DEED OR	
Parks, Playgrounds, Shade Trees 20,229.00	Total 5,415,107	FORECLOSURE	
Land Reclamation & Conservation 650.00	ISSUED AND OUTSTANDING	Balance January 1, 1992	
Other Recreational Services	School 1,277,638.48	Transfers From Taxes or Liens	
EDUCATION (excluding schools)	Self-Liquidating	Sale for Cash (1992)	
Libraries	Other 1,086,729.00	Cancelled, Abated or Adjusted (1992)	
Other Educational Services	Total 2,364,367.48	Balance December 31, 1992	
STATUTORY EXPENDITURES	EQUALIZED VALUATION BASIS FOR NET DEBT COMPUTATION 190,718,956	CURRENT FINANCES DECEMBER 31, 1992	
Pensions & F. L. C. A. 64,094.00	REAL PROPERTY VALUATIONS	ASSETS	
Employee Fringe Benefits	Code Class # of Parcels % VALN ASSESSED VALUATION	Cash Dec. 31, 1992 474,051.00	
Other Statutory Expenditures 4,343.00	1 Vacant Land 344 4.90 9,780,959.00	Taxes Receivable 142,066.00	
CETA And Other Public Employment Programs	2 Residential 1341 79.54 158,927,041.00	Tax Title Liens 51,393.00	
MUNICIPAL FUNCTIONS TOTAL 2,024,237.00	3 Farm 76 1.45 2,894,500.00	Foreclosed Property	
CAPITAL IMPROVEMENTS *MEMO* 4,472.00	4a Commercial 27 5.07 10,127,800.00	Emergencies & Other Deferred Charges 32,500.00	
DEBT SERVICE	4b Industrial 5 .60 1,190,400.00	State and Federal Aid Receivable 6,296.00	
Principal Payments 69,739.00	4c Apartments 5 8.45 16,882,700.00	Other Receivables 9,645.00	
Interest Payments 87,344.00	Total 1798 199,803,400.00	Total 725,951.00	
DEFERRED CHARGES 18,395.00	Land Area 5.63 Sq. Miles	LIABILITIES, RESERVES, AND SURPLUS	
SCHOOL, COUNTY, SPECIAL DISTRICT TAXES 3,579,071.68	Net Valuation Taxable-Municipal 201,227,635	Cash Liabilities	
RESERVE FOR UNCOLLECTED TAXES 137,806.00	Net Valuation Taxable-County 205,763,156	Reserves for Receivables 213,104.00	
EXPENDITURES TOTAL 5,916,592.68	State Equalized Valuation 207,004,439	Surplus Dec. 31, 1992 321,421.00	
	State Equalization Ratio 97.19	Total 725,951.00	

1311

Population 1980 12,703
 Population 1990 13,800
 S & P Rating AAA
 Moody Rating A1

General Tax Rate Per \$100. 2.29
 State Equalized Tax Rate 2.17

EATONTOWN BOROUGH - MONMOUTH CO.
 Form of Government:
Borough Council
 Number of Members on Governing Body - 6

PER CAPITA:
 Gross Debt 1,065.74
 Net Debt 1,000.53
 Debt Service 102.43
 Total Tax Levy 1,537.67
 Municipal Expenditures 834.72

PER CENT:
 Gross Debt 1.54
 Net Debt 1.44
 Tax Levy Collected 90.77
 Tax Levy Cancelled, Abated or Adjusted 1.19

EXPENDITURES		REVENUES-REALIZED		1992 PROPERTY TAX	
				STATE EQUALIZED TAX RATE	
GENERAL GOVERNMENT					
Governing Body & Public Boards					
Municipal Clerk					
Financial Administration	117,545.15	1992 Property Taxes Collected	19,260,336.67	Local District School Taxes	.71 6,900,917.00
Assessment of Taxes	92,139.00	1992 Payments in Lieu of Taxes	105,648.32	Regional & Consolidated School Tax	.43 4,178,514.28
Collection of Taxes	54,850.00	Delinquent Tax & Lien Collections	1,086,517.81	School Taxes in Municipal Budget	
Planning, Housing & Development	97,178.00	Business Personalty Replacement Taxes	250,471.68	County Taxes	.42 * 4,103,633.14
Human Resources	233,026.00	Taxes from Public Utilities	928,005.00	County Library Taxes	.02 158,209.97
Elections	3,100.00	Other Miscellaneous Tax Revenues		Local Municipal Purpose Taxes	.59 5,768,378.36
General Administration (other)	829,879.00	State Aid Revenues	763,174.17	Veteran & Senior Citizen Taxes	52,900.00
		Federal Aid Revenues		Total Taxes for Rate Computation	2.17 21,162,552.68
JUDICIARY		State and Local Fiscal Assistance Act Utilized		Special District Taxes	
Municipal Courts	153,375.00	Sale of Acquired Property		Bank Corp. Taxes	
		Other Miscellaneous Revenues	1,252,156.06	Added and Omitted Taxes	110,140.56
PUBLIC SAFETY		Total	23,646,309.71	Total Taxes Levied - ABSTRACT	21,219,793.24
Fire Protection	279,143.21	Prior Years Surplus Appropriated	2,000,000.00	Total Taxes Billed	21,219,793.24
Police Protection	2,050,819.00	REVENUES TOTAL	25,646,309.71	1992 TAXES COLLECTED	19,260,336.67
Civil Defense & Disaster Control	6,800.00	Reserve For Uncollected Taxes	2,262,075.10	1992 Taxes Cancelled, Abated or Adjusted	252,674.77
Environmental Inspection & Control	171,661.00			Transfer to Tax Title Liens or Foreclosed	86,389.01
Other Public Safety		CAPITAL OUTLAY TOTAL	1,990,484.74	Balance Outstanding Dec. 31, 1992	1,620,392.79
PUBLIC WORKS				PRIOR YEARS TAXES OUTSTANDING	
Streets and Drainage	585,205.00	Public Enterprises		Balance January 1, 1992	1,051,083.83
Sewers and Sewage Processing	196,889.00	Recreation-Culture	774,506.11	Collected in 1992	822,380.60
Garbage and Trash Disposal		Public Works	569,982.54	Cancelled, Abated or Adjusted 1992	6,213.66
Public Buildings and Grounds	237,392.00	Buildings and Grounds	645,996.09	Transfers to Tax Title Liens or Foreclosed	5,366.16
Other Public Works	719,705.00	Library and Education		Balance December 31, 1992	217,123.46
HEALTH and WELFARE		Conservation		TAX TITLE LIENS OUTSTANDING	
Health Services Except Environmental	107,113.00	All Other		Balance January 1, 1992	210,684.17
Welfare-Public Assistance	27,100.00			Transfer From Taxes	92,368.61
Hospital, Clinics, First Aid		CAPITAL DEBT AUTHORIZED, DECEMBER 31, 1992		Redeemed in 1992	264,137.21
Animal, Insect, & Rodent Control	250.00	ISSUED AND UNISSUED		Cancelled, Abated or Adjusted (1992)	
Other Welfare Services		SCHOOL GROSS DEBT	900,000	Transfers to Foreclosed Property	
RECREATION and CONSERVATION		Self-Liquidating		Balance December 31, 1992	38,915.57
Beaches and Boardwalks		Other	13,807,257	PROPERTY ACQUIRED BY DEED OR FORECLOSURE	
Parks, Playgrounds, Shade Trees	340,048.00	Total	14,707,257	Balance January 1, 1992	340,110.00
Land Reclamation & Conservation	3,500.00	ISSUED AND OUTSTANDING		Transfers From Taxes or Liens	
Other Recreational Services	301,608.00	School	900,000.00	Sale for Cash (1992)	
EDUCATION (excluding schools)		Self-Liquidating		Cancelled, Abated or Adjusted (1992)	
Libraries	45,763.00	Other	11,775,000.00	Balance December 31, 1992	340,110.00
Other Educational Services		Total	12,675,000.00	CURRENT FINANCES DECEMBER 31, 1992	
STATUTORY EXPENDITURES		EQUALIZED VALUATION BASIS FOR NET DEBT COMPUTATION	955,579,745	ASSETS	
Pensions & F. I. C. A.	395,942.00	REAL PROPERTY VALUATIONS		Cash Dec. 31, 1992	3,799,449.98
Employee Fringe Benefits	692,250.00	Code Class # of Parcels % VAL'N		Taxes Receivable	1,837,516.25
Other Statutory Expenditures		1 Vacant Land 394 4.06	37,063,900.00	Tax Title Liens	38,915.57
CETA And Other Public Employment Programs		2 Residential 2403 35.56	324,271,300.00	Foreclosed Property	340,110.00
MUNICIPAL FUNCTIONS TOTAL	7,732,235.36	3 Farm 8 .04	359,700.00	Emergencies & Other Deferred Charges	
CAPITAL IMPROVEMENTS *MEMO*	95,000.00	4a Commercial 169 39.48	360,065,800.00	State and Federal Aid Receivable	64,269.88
DEBT SERVICE		4b Industrial 41 10.33	94,245,400.00	Other Receivables	26,076.61
Principal Payments	679,545.72	4c Apartments 20 10.52	95,918,100.00	Total	6,106,338.29
Interest Payments	734,035.06	Total 3035	911,924,200.00	LIABILITIES, RESERVES, AND SURPLUS	
DEFERRED CHARGES	111,162.49	Land Area 5.80 Sq. Miles		Cash Liabilities	1,756,458.13
SCHOOL, COUNTY, SPECIAL DISTRICT TAXES	15,341,274.32	Net Valuation Taxable-Municipal	923,672,972	Reserves for Receivables	2,242,613.43
RESERVE FOR UNCOLLECTED TAXES	2,262,075.10	Net Valuation Taxable-County	965,216,234	Surplus Dec. 31, 1992	2,107,261.73
EXPENDITURES TOTAL	26,860,373.05	State Equalized Valuation	972,275,631	Total	6,106,338.29
		State Equalization Ratio	94.94		

*Includes County Health Service Taxes, County Vocational School Taxes, or County Open Space Tax. See Table 13.

0213
 Population 1980 4,628
 Population 1990 5,001
 S & P Rating
 Moody Rating AAA

General Tax Rate Per \$100. 1.53
 State Equalized Tax Rate 1.45

EDGEWATER BOROUGH - BERGEN COUNTY
 Form of Government:
Borough Council
 Number of Members on Governing Body - 6

PER CAPITA:
 Gross Debt 2,613.70
 Net Debt 1,970.34
 Debt Service 122.58
 Total Tax Levy 1,878.84
 Municipal Expenditures 2,385.03

PER CENT:
 Gross Debt 1.92
 Net Debt 1.45
 Tax Levy Collected 89.12
 Tax Levy Cancelled, Abated or Adjusted

EXPENDITURES	REVENUES-REALIZED	1992 PROPERTY TAX
GENERAL GOVERNMENT		STATE EQUALIZED TAX RATE
Governing Body & Public Boards	23,500.00	Local District School Taxes .45
Municipal Clerk		Regional & Consolidated School Tax
Financial Administration	76,000.00	School Taxes in Municipal Budget
Assessment of Taxes	85,046.00	County Taxes .31
Collection of Taxes	73,053.00	County Library Taxes
Planning, Housing & Development	38,118.00	Local Municipal Purpose Taxes .69
Human Resources	99,582.00	Veteran & Senior Citizen Taxes
Elections	3,700.00	Total Taxes for Rate Computation 1.45
General Administration (other)	479,759.00	Special District Taxes
JUDICIARY		Bank Corp. Taxes
Municipal Courts	116,366.00	Added and Omitted Taxes
PUBLIC SAFETY		Total Taxes Levied - ABSTRACT
Fire Protection	1,087,192.00	Total Taxes Billed
Police Protection	1,729,680.00	1992 TAXES COLLECTED
Civil Defense & Disaster Control	2,500.00	1992 Taxes Cancelled, Abated or Adjusted
Environmental Inspection & Control	140,087.00	Transfer to Tax Title Liens or Foreclosed
Other Public Safety		Balance Outstanding Dec. 31, 1992
PUBLIC WORKS		494,977.06
Streets and Drainage	789,710.00	PRIOR YEARS TAXES OUTSTANDING
Sewers and Sewage Processing		Balance January 1, 1992
Garbage and Trash Disposal	625,000.00	Collected in 1992
Public Buildings and Grounds	136,500.00	Cancelled, Abated or Adjusted 1992
Other Public Works	2,865,000.00	Transfers to Tax Title Liens or Foreclosed
HEALTH and WELFARE		Balance December 31, 1992
Health Services Except Environmental	88,336.00	423,230.25
Welfare-Public Assistance	11,000.00	TAX TITLE LIENS OUTSTANDING
Hospital, Clinics, First Aid		Balance January 1, 1992
Animal, Insect, & Rodent Control	1,500.00	370,147.88
Other Welfare Services		Transfer From Taxes
RECREATION and CONSERVATION		Redeemed in 1992
Beaches and Boardwalks		Cancelled, Abated or Adjusted (1992)
Parks, Playgrounds, Shade Trees	8,000.00	Transfers to Foreclosed Property
Land Reclamation & Conservation	68,437.00	Balance December 31, 1992
Other Recreational Services	146,760.00	370,147.88
EDUCATION (excluding schools)		PROPERTY ACQUIRED BY DEED OR FORECLOSURE
Libraries	186,000.00	Balance January 1, 1992
Other Educational Services		382,170.00
STATUTORY EXPENDITURES		Transfers From Taxes or Liens
Pensions & F. L. C. A.	621,000.00	Sale for Cash (1992)
Employee Fringe Benefits	800,000.00	Cancelled, Abated or Adjusted (1992)
Other Statutory Expenditures	10,000.00	Balance December 31, 1992
CETA And Other Public Employment Programs		382,170.00
MUNICIPAL FUNCTIONS		CURRENT FINANCES DECEMBER 31, 1992
CAPITAL IMPROVEMENTS *MEMO*	75,000.00	ASSETS
DEBT SERVICE		Cash Dec. 31, 1992
Principal Payments	160,000.00	904,639.89
Interest Payments	453,000.00	Taxes Receivable
DEFERRED CHARGES		918,207.31
SCHOOL, COUNTY, SPECIAL DISTRICT TAXES	4,918,253.84	Tax Title Liens
RESERVE FOR UNCOLLECTED TAXES	896,100.00	370,147.88
EXPENDITURES TOTAL	16,845,797.05	Foreclosed Property
		382,170.00
		Emergencies & Other Deferred Charges
		38,206.84
		State and Federal Aid Receivable
		27,531.86
		Other Receivables
		3,425,842.60
		Total
		6,066,546.38
		LIABILITIES, RESERVES, AND SURPLUS
		Cash Liabilities
		3,147,875.07
		Reserves for Receivables
		2,352,333.10
		Surplus Dec. 31, 1992
		566,338.21
		Total
		6,066,546.38

0312
 Population 1980 9,273
 Population 1990 8,388
 S & P Rating
 Moody Rating

General Tax Rate Per \$100. 3.71
 State Equalized Tax Rate 2.16

EDGEWATER PARK TWP. - BURLINGTON CO.
 Form of Government:
 Township Committee
 Number of Members on Governing Body - 5

PER CAPITA:
 Gross Debt 89.25
 Net Debt 65.41
 Debt Service 30.91
 Total Tax Levy 805.26
 Municipal Expenditures 341.66

PER CENT:
 Gross Debt .25
 Net Debt .18
 Tax Levy Collected 95.10
 Tax Levy Cancelled, Abated or Adjusted .12

EXPENDITURES		REVENUES-REALIZED		1992 PROPERTY TAX	
GENERAL GOVERNMENT		1992 Property Taxes Collected 6,425,633.14		STATE EQUALIZED TAX RATE 1.26	
Governing Body & Public Boards		1992 Payments in Lieu of Taxes		Local District School Taxes	3,731,465.89
Municipal Clerk		Delinquent Tax & Lien Collections	241,523.94	Regional & Consolidated School Tax	
Financial Administration	33,530.00	Business Personality Replacement Taxes	99,527.32	School Taxes in Municipal Budget	
Assessment of Taxes	12,825.00	Taxes from Public Utilities	419,007.00	County Taxes	.56
Collection of Taxes	51,980.00	Other Miscellaneous Tax Revenues		County Library Taxes	.03
Planning, Housing & Development	13,952.00	State Aid Revenues	392,952.16	Local Municipal Purpose Taxes	.33
Human Resources	54,940.94	Federal Aid Revenues		Veteran & Senior Citizen Taxes	
Elections		State and Local Fiscal Assistance Act Utilized		Total Taxes for Rate Computation	2.16
General Administration (other)	323,575.00	Sale of Acquired Property		Special District Taxes	
JUDICIARY		Other Miscellaneous Revenues	401,319.80	Bank Corp. Taxes	
Municipal Courts	63,770.00	Total	7,979,962.36	Added and Omitted Taxes	
PUBLIC SAFETY		Prior Years Surplus Appropriated	375,000.00	Total Taxes Levied - ABSTRACT	6,754,512.27
Fire Protection	2,034.00	REVENUES TOTAL	8,354,962.36	Total Taxes Billed	6,756,502.87
Police Protection	723,171.17	Reserve For Uncollected Taxes	452,005.18	1992 TAXES COLLECTED	6,425,633.14
Civil Defense & Disaster Control	1,600.00	CAPITAL OUTLAY TOTAL	122,616.03	1992 Taxes Cancelled, Abated or Adjusted	8,117.07
Environmental Inspection & Control	40,415.00	Public Enterprises		Transfer to Tax Title Liens or Foreclosed	16,146.11
Other Public Safety		Recreation-Culture	98,164.18	Balance Outstanding Dec. 31, 1992	306,606.55
PUBLIC WORKS		Public Works	1,650.91	PRIOR YEARS TAXES OUTSTANDING	
Streets and Drainage	214,000.00	Buildings and Grounds	22,800.94	Balance January 1, 1992	347,536.13
Sewers and Sewage Processing	4,000.00	Library and Education		Collected in 1992	241,523.94
Garbage and Trash Disposal	222,000.00	Conservation		Cancelled, Abated or Adjusted 1992	
Public Buildings and Grounds	36,100.00	All Other		Transfers to Tax Title Liens or Foreclosed	
Other Public Works	17,292.00	CAPITAL DEBT AUTHORIZED, DECEMBER 31, 1992		Balance December 31, 1992	106,012.19
HEALTH and WELFARE		ISSUED AND UNISSUED		TAX TITLE LIENS OUTSTANDING	
Health Services Except Environmental	3,325.00	School	200,000	Balance January 1, 1992	99,330.56
Welfare-Public Assistance	11,200.00	Self-Liquidating		Transfer From Taxes	16,146.11
Hospital, Clinics, First Aid		Other	548,634	Redeemed in 1992	
Animal, Insect, & Rodent Control		Total	748,634	Cancelled, Abated or Adjusted (1992)	
Other Welfare Services		ISSUED AND OUTSTANDING		Transfers to Foreclosed Property	
RECREATION and CONSERVATION		School	200,000.00	Balance December 31, 1992	105,476.67
Beaches and Boardwalks		Self-Liquidating		PROPERTY ACQUIRED BY DEED OR	
Parks, Playgrounds, Shade Trees	100.00	Other	128,766.54	FORECLOSURE	
Land Reclamation & Conservation	2,970.86	Total	328,766.54	Balance January 1, 1992	9,300.00
Other Recreational Services	15,000.00	EQUALIZED VALUATION BASIS		Transfers From Taxes or Liens	
EDUCATION (excluding schools)		FOR NET DEBT COMPUTATION	300,002,603	Sale for Cash (1992)	
Libraries	1,500.00	REAL PROPERTY VALUATIONS		Cancelled, Abated or Adjusted (1992)	
Other Educational Services		Code Class # of Parcels % VAL'N		Balance December 31, 1992	9,300.00
STATUTORY EXPENDITURES				CURRENT FINANCES DECEMBER 31, 1992	
Pensions & F. L. C. A.	116,300.00			ASSETS	
Employee Fringe Benefits	164,000.00			Cash Dec. 31, 1992	1,517,416.71
Other Statutory Expenditures	5,524.00			Taxes Receivable	412,618.74
CETA And Other Public Employment Programs				Tax Title Liens	105,476.67
MUNICIPAL FUNCTIONS TOTAL	2,132,104.97			Foreclosed Property	9,300.00
CAPITAL IMPROVEMENTS *MEMO*	10,000.00			Emergencies & Other Deferred Charges	27,840.00
DEBT SERVICE				State and Federal Aid Receivable	
Principal Payments	243,602.68			Other Receivables	199,920.27
Interest Payments	15,646.30			Total	2,272,572.39
DEFERRED CHARGES	20,810.00			LIABILITIES, RESERVES, AND SURPLUS	
SCHOOL, COUNTY, SPECIAL DISTRICT TAXES	5,733,716.00			Cash Liabilities	1,057,007.61
RESERVE FOR UNCOLLECTED TAXES	452,005.18			Reserves for Receivables	727,315.69
EXPENDITURES TOTAL	8,597,835.13			Surplus Dec. 31, 1992	48,249.10
		Land Area 2.96 Sq. Miles		Total	2,272,572.39
		Net Valuation Taxable-Municipal	176,103,309		
		Net Valuation Taxable-County	310,755,543		
		State Equalized Valuation	301,576,449		
		State Equalization Ratio	59.32		

1235

Population 1980 70,193
 Population 1990 88,680
 S & P Rating A+
 Moody Rating AAA

General Tax Rate Per \$100. 1.72
 State Equalized Tax Rate 1.69

EDISON TOWNSHIP - MIDDLESEX COUNTY

Form of Government:

Mayor-Council Plan E (OMCL 50)

Number of Members on Governing Body - 7

PER CAPITA:

Gross Debt 1,531.63
 Net Debt 1,154.74
 Debt Service 109.05
 Total Tax Levy 1,438.01
 Municipal Expenditures 627.26

PER CENT:

Gross Debt 1.85
 Net Debt 1.40
 Tax Levy Collected 95.95
 Tax Levy Cancelled, Abated or Adjusted .41

EXPENDITURES		REVENUES-REALIZED		1992 PROPERTY TAX		
GENERAL GOVERNMENT				STATE EQUALIZED TAX RATE 1.69		
Governing Body & Public Boards	153,027.10	1992 Property Taxes Collected	122,869,489.07	Local District School Taxes	71,108,659.50	
Municipal Clerk	132,437.84	1992 Payments in Lieu of Taxes	37,328.00	Regional & Consolidated School Tax		
Financial Administration	441,859.25	Delinquent Tax & Lien Collections	3,088,974.14	School Taxes in Municipal Budget	5,192,251.00	
Assessment of Taxes	784,224.53	Business Personalty Replacement Taxes	1,328,231.00	County Taxes	27,916,106.13	
Collection of Taxes	130,078.65	Taxes from Public Utilities	14,675,984.00	County Library Taxes		
Planning, Housing & Development	209,199.48	Other Miscellaneous Tax Revenues	5,607,482.34	Local Municipal Purpose Taxes	16,975,485.13	
Human Resources	343,558.00	State Aid Revenues		Veteran & Senior Citizen Taxes	546,800.00	
Elections		Federal Aid Revenues		Total Taxes for Rate Computation	121,739,301.76	
General Administration (other)	1,756,736.64	State and Local Fiscal Assistance Act Utilized		Special District Taxes	5,543,933.52	
JUDICIARY		Sole of Acquired Property		Bank Corp. Taxes		
Municipal Courts	400,313.00	Other Miscellaneous Revenues	5,239,952.32	Added and Omitted Taxes	786,506.54	
PUBLIC SAFETY		Total	152,846,439.87	Total Taxes Levied - ABSTRACT	127,522,941.82	
Fire Protection	7,843,941.00	Prior Years Surplus Appropriated	3,314,000.14	Total Taxes Billed	128,048,353.65	
Police Protection	11,840,401.89	REVENUES TOTAL	156,160,440.01	1992 TAXES COLLECTED	122,868,488.07	
Civil Defense & Disaster Control	2,800.00	Reserve For Uncollected Taxes	4,066,263.00	1992 Taxes Cancelled, Abated or Adjusted	530,178.13	
Environmental Inspection & Control	803,231.00	CAPITAL OUTLAY TOTAL 22,010,791.43		Transfer to Tax Title Liens or Foreclosed	348,271.81	
Other Public Safety		Public Enterprises	924,998.01	Balance Outstanding Dec. 31, 1992	4,301,415.64	
PUBLIC WORKS		Recreation-Culture	51,419.54	PRIOR YEARS TAXES OUTSTANDING		
Streets and Drainage	2,877,486.90	Public Works	1,103,597.51	Balance January 1, 1992	3,649,008.77	
Sewers and Sewage Processing		Buildings and Grounds	19,930,776.37	Collected in 1992	2,828,675.14	
Gorbage and Trash Disposal	816,181.50	Library and Education		Cancelled, Abated or Adjusted 1992	59,631.34	
Public Buildings and Grounds	1,543,177.49	Conservation		Transfers to Tax Title Liens or Foreclosed	70,682.51	
Other Public Works	299,138.19	All Other		Balance December 31, 1992	690,019.78	
HEALTH and WELFARE		CAPITAL DEBT AUTHORIZED, DECEMBER 31, 1992				
Health Services Except Environmental	823,724.00	ISSUED AND UNISSUED	GROSS DEBT	NET DEBT		
Welfare-Public Assistance	160,752.00	School	33,029,278			
Hospital, Clinics, First Aid		Self-Liquidating	2,165,000	1,770,515		
Animal, Insect, & Rodent Control		Other	100,632,244	100,632,244		
Other Welfare Services		Total	135,826,522	102,402,759		
RECREATION and CONSERVATION		ISSUED AND OUTSTANDING				
Beaches and Boardwalks		School		30,025,000.00		
Parks, Ploygrounds, Shade Trees	354,397.50	Self-Liquidating		1,060,000.00		
Land Reclamation & Conservation	5,000.00	Other		26,883,000.00		
Other Recreational Services	1,149,803.50	Total		57,968,000.00		
EDUCATION (excluding schools)		EQUALIZED VALUATION BASIS FOR NET DEBT COMPUTATION 7,323,339,731				
Libraries	2,455,221.93	REAL PROPERTY VALUATIONS				
Other Educational Services		Code	Class	# of Parcels	% VAL'N	ASSESSED VALUATION
STATUTORY EXPENDITURES		1	Vacant Land	1667	3.28	231,277,300.00
Pensions & F. L. C. A.	956,689.80	2	Residential	22452	54.33	3,825,744,000.00
Employee Fringe Benefits	5,588,722.16	3	Form	7	.03	1,855,200.00
Other Statutory Expenditures		4a	Commercial	790	14.75	1,039,311,800.00
CETA And Other Public Employment Programs	41,872,152.35	4b	Industrial	319	21.07	1,483,303,800.00
MUNICIPAL FUNCTIONS TOTAL 41,872,152.35		4c	Apartments	88	6.54	460,833,700.00
CAPITAL IMPROVEMENTS *MEMO*		Total		25323		7,041,325,800.00
DEBT SERVICE		Land Area 30.65 Sq. Miles		Net Valuation Taxable-Municipal 7,076,622,883		
Principal Payments	4,525,246.25	Net Valuation Taxable-County 6,502,886,707		State Equalized Valuation 7,208,611,875		
Interest Payments	5,145,101.75	State Equalization Ratio 98.16				
TYPE I SCHL DEBT *MEMO 5,318,338.50						
DEFERRED CHARGES 16,502.12						
SCHOOL, COUNTY, SPECIAL DISTRICT TAXES 109,750,950.15						
RESERVE FOR UNCOLLECTED TAXES 4,066,263.00						
EXPENDITURES TOTAL 165,386,215.63						
				LIABILITIES, RESERVES, AND SURPLUS		
				Cash Dec. 31, 1992 34,164,302.09		
				Taxes Receivable 4,991,435.42		
				Tax Title Liens 1,216,855.10		
				Foreclosed Property 267,229.50		
				Emergencies & Other Deferred Charges 83,977.44		
				State and Federal Aid Receivable 275,603.56		
				Other Receivables 587,301.64		
				Total 41,586,704.74		
				Cosh Liabilities 32,041,565.37		
				Reserves for Receivables 7,062,321.66		
				Surplus Dec. 31, 1992 2,482,317.21		
				Total 41,586,704.74		

* ABOVE DEBT SERVICE INCLUDES TYPE I SCHOOL DEBT

0107

Population 1980 4,613
 Population 1990 4,583
 S & P Rating
 Moody Rating

General Tax Rate Per \$100. 3.37
 State Equalized Tax Rate 2.92

EGG HARBOR CITY - ATLANTIC COUNTY

Form of Government:

Special Charter (P.L. 1858 c. 152)

Number of Members on Governing Body - 9

PER CAPITA:

Gross Debt 3,149,733
 Net Debt 840,500
 Debt Service 49,499
 Total Tax Levy 932,050
 Municipal Expenditures 1,024,433

PER CENT:

Gross Debt 10.76
 Net Debt 2.37
 Tax Levy Collected 90.10
 Tax Levy Cancelled, Abated or Adjusted .41

EXPENDITURES		REVENUES-REALIZED		1992 PROPERTY TAX	
GENERAL GOVERNMENT				STATE EQUALIZED TAX RATE	
Governing Body & Public Boards		1992 Property Taxes Collected	3,849,462.00	Local District School Taxes	.74 1,081,913.40
Municipal Clerk		1992 Payments in Lieu of Taxes		Regional & Consolidated School Tax	.52 767,541.35
Financial Administration	57,170.00	Delinquent Tax & Lien Collections	432,348.00	School Taxes in Municipal Budget	.01 12,962.00
Assessment of Taxes	41,523.00	Business Personality Replacement Taxes	62,001.00	County Taxes	.45 * 654,452.58
Collection of Taxes	28,826.00	Taxes from Public Utilities	243,062.00	County Library Taxes	.03 46,668.10
Planning, Housing & Development	14,837.00	Other Miscellaneous Tax Revenues		Local Municipal Purpose Taxes	1.16 1,704,004.00
Human Resources	38,370.00	State Aid Revenues	1,507,139.00	Veteran & Senior Citizen Taxes	
Elections	2,996.00	Federal Aid Revenues		Total Taxes for Rate Computation	2.91 4,333,391.43
General Administration (other)	577,448.00	State and Local Fiscal Assistance Act Utilized		Special District Taxes	
JUDICIARY		Sale of Acquired Property		Bank Corp. Taxes	
Municipal Courts	86,054.00	Other Miscellaneous Revenues	639,153.00	Added and Omitted Taxes	4,025.00
PUBLIC SAFETY		Total	6,733,165.00	Total Taxes Levied - ABSTRACT	4,271,566.43
Fire Protection	47,652.00	Prior Years Surplus Appropriated	300,000.00	Total Taxes Billed	4,272,533.00
Police Protection	935,368.00	REVENUES TOTAL	7,033,165.00	1992 TAXES COLLECTED	3,849,462.00
Civil Defense & Disaster Control	2,200.00	Reserve For Uncollected Taxes	534,207.00	1992 Taxes Cancelled, Abated or Adjusted	17,584.00
Environmental Inspection & Control	34,625.00	CAPITAL OUTLAY TOTAL	1,540,362.00	Transfer to Tax Title Liens or Foreclosed	59,463.00
Other Public Safety		Public Enterprises	495,389.00	Balance Outstanding Dec. 31, 1992	346,024.00
PUBLIC WORKS		Recreation-Culture		PRIOR YEARS TAXES OUTSTANDING	
Streets and Drainage	73,181.00	Public Works	467,937.00	Balance January 1, 1992	480,994.00
Sewers and Sewage Processing	54,546.00	Buildings and Grounds	577,036.00	Collected in 1992	316,815.00
Garbage and Trash Disposal		Library and Education		Cancelled, Abated or Adjusted 1992	
Public Buildings and Grounds	1,044,929.00	Conservation		Transfers to Tax Title Liens or Foreclosed	17,770.00
Other Public Works	484,932.00	All Other		Balance December 31, 1992	146,409.00
HEALTH and WELFARE		CAPITAL DEBT AUTHORIZED, DECEMBER 31, 1992		TAX TITLE LIENS OUTSTANDING	
Health Services Except Environmental		ISSUED AND UNISSUED		Balance January 1, 1992	361,195.00
Welfare-Public Assistance	3,785.00	SCHOOL	4,654,850	Transfer From Taxes	78,731.00
Hospital, Clinics, First Aid		Self-Liquidating	5,928,359	Redeemed in 1992	115,533.00
Animal, Insect, & Rodent Control	7,000.00	Other	3,852,000	Cancelled, Abated or Adjusted (1992)	
Other Welfare Services		Total	14,435,203	Transfers to Foreclosed Property	
RECREATION and CONSERVATION		ISSUED AND OUTSTANDING		Balance December 31, 1992	324,393.00
Beaches and Boardwalks		SCHOOL	843,769.00	PROPERTY ACQUIRED BY DEED OR	
Parks, Playgrounds, Shade Trees	32,539.00	Self-Liquidating	5,001,358.00	FORECLOSURE	
Land Reclamation & Conservation	6,893.00	Other	2,265,000.00	Balance January 1, 1992	101,277.00
Other Recreational Services	13,800.00	Total	8,110,127.00	Transfers From Taxes or Liens	
EDUCATION (excluding schools)		EQUALIZED VALUATION BASIS		Sale for Cash (1992)	
Libraries		FOR NET DEBT COMPUTATION	134,217,814	Cancelled, Abated or Adjusted (1992)	
Other Educational Services		REAL PROPERTY VALUATIONS		Balance December 31, 1992	101,277.00
STATUTORY EXPENDITURES		Code Class # of Parcels % VAL'N		CURRENT FINANCES DECEMBER 31, 1992	
Pensions & F. L. C. A.	108,731.00	1 Vacant Land 791 2.06		ASSETS	
Employee Fringe Benefits	191,672.00	2 Residential 1221 70.32		Cash Dec. 31, 1992	1,147,537.00
Other Statutory Expenditures	3,000.00	3 Farm		Taxes Receivable	492,433.00
CETA And Other Public Employment Programs		4a Commercial 152 18.74		Tax Title Liens	324,393.00
MUNICIPAL FUNCTIONS TOTAL	3,897,177.00	4b Industrial 13 4.23		Foreclosed Property	101,277.00
CAPITAL IMPROVEMENTS *MEMO*	55,000.00	4c Apartments 12 4.65		Emergencies & Other Deferred Charges	6,289.00
DEBT SERVICE		Total	2189	State and Federal Aid Receivable	1,309,625.00
Principal Payments	81,000.00	Land Area 10.89 Sq. Miles		Other Receivables	151,056.00
Interest Payments	145,823.00	Net Valuation Taxable-Municipal	126,737,153	Total	3,532,610.00
TYPE I SCHL DEBT *MEMO	27,827.00	Net Valuation Taxable-County	140,515,051	LIABILITIES, RESERVES, AND SURPLUS	
DEFERRED CHARGES	36,757.00	State Equalized Valuation	145,697,852	Cash Liabilities	2,052,085.00
SCHOOL COUNTY, SPECIAL DISTRICT TAXES	2,563,537.43	State Equalization Ratio	86.64	Reserves for Receivables	1,002,685.00
RESERVE FOR UNCOLLECTED TAXES	534,207.00			Surplus Dec. 31, 1992	477,840.00
EXPENDITURES TOTAL	7,253,501.43			Total	3,532,610.00

0108

Population 1980 19,381
 Population 1990 24,544
 S & P Rating
 Moody Rating A

General Tax Rate Per \$100. 2.52
 State Equalized Tax Rate 1.74

EGG HARBOR TOWNSHIP - ATLANTIC CO.

Form of Government:
 Township Committee
 Number of Members on Governing Body - 5

PER CAPITA:
 Gross Debt 1,026.75
 Net Debt 553.76
 Debt Service 22.18
 Total Tax Levy 1,052.37
 Municipal Expenditures 635.15

PER CENT:
 Gross Debt 1.30
 Net Debt .97
 Tax Levy Collected 92.15
 Tax Levy Cancelled, Abated or Adjusted .41

EXPENDITURES		REVENUES-REALIZED		1992 PROPERTY TAX	
GENERAL GOVERNMENT		REVENUES-REALIZED		STATE EQUALIZED TAX RATE	
Governing Body & Public Boards	89,325.00	1992 Property Taxes Collected	23,800,948.00	Local District School Taxes	1.03
Municipal Clerk	197,271.00	1992 Payments in Lieu of Taxes		Regional & Consolidated School Tax	
Financial Administration	187,799.00	Delinquent Tax & Lien Collections	1,921,201.00	School Taxes in Municipal Budget	
Assessment of Taxes	118,295.00	Business Personalty Replacement Taxes	115,564.00	County Taxes	.46 *
Collection of Taxes	170,798.00	Taxes from Public Utilities	5,325,321.00	County Library Taxes	.03
Planning, Housing & Development	196,769.00	Other Miscellaneous Tax Revenues		Local Municipal Purpose Taxes	.22
Human Resources	182,342.00	State Aid Revenues	1,070,072.00	Veteran & Senior Citizen Taxes	
Elections	10,541.00	Federal Aid Revenues		Total Taxes for Rate Computation	1.74
General Administration (other)	1,301,903.00	State and Local Fiscal Assistance Act Utilized		Special District Taxes	
JUDICIARY		Sale of Acquired Property		Bank Corp. Taxes	
Municipal Courts	258,266.00	Other Miscellaneous Revenues	4,668,110.00	Added and Omitted Taxes	
PUBLIC SAFETY		Total	36,901,216.00	Total Taxes Levied - ABSTRACT	
Fire Protection	373,444.00	Prior Years Surplus Appropriated	2,434,000.00	Total Taxes Billed	25,829,484.00
Police Protection	4,065,721.00	REVENUES TOTAL	39,335,216.00	1992 TAXES COLLECTED	23,800,948.00
Civil Defense & Disaster Control	8,300.00	Reserve For Uncollected Taxes	2,409,827.00	1992 Taxes Cancelled, Aboted or Adjusted	106,136.00
Environmental Inspection & Control	415,764.00	CAPITAL OUTLAY TOTAL	3,710,739.00	Transfer to Tax Title Liens or Foreclosed	225,000.00
Other Public Safety		Public Enterprises		Balance Outstanding Dec. 31, 1992	1,697,400.00
PUBLIC WORKS		Recreation-Culture		PRIOR YEARS TAXES OUTSTANDING	
Streets and Drainage	807,150.00	Public Works	1,934,001.00	Balance January 1, 1992	2,652,864.00
Sewers and Sewage Processing	1,373,500.00	Buildings and Grounds	1,776,738.00	Collected in 1992	1,717,753.00
Garbage and Trash Disposal		Library and Education		Cancelled, Abated or Adjusted 1992	193,505.00
Public Buildings and Grounds	339,569.00	Conservation		Transfers to Tax Title Liens or Foreclosed	225,500.00
Other Public Works	195,315.00	All Other		Balance December 31, 1992	316,106.00
HEALTH and WELFARE		CAPITAL DEBT AUTHORIZED, DECEMBER 31, 1992		TAX TITLE LIENS OUTSTANDING	
Health Services Except Environmental		ISSUED AND UNISSUED		Balance January 1, 1992	765,224.00
Welfare-Public Assistance	67,500.00	School	11,609,000	Transfer From Taxes	456,000.00
Hospital, Clinics, First Aid		Self-Liquidating		Redeemed in 1992	203,448.00
Animal, Insect, & Rodent Control	22,700.00	Other	13,591,530	Cancelled, Abated or Adjusted (1992)	
Other Welfare Services		Total	25,200,530	Transfers to Foreclosed Property	
RECREATION and CONSERVATION		ISSUED AND OUTSTANDING		Balance December 31, 1992	1,017,776.00
Beaches and Boardwalks		School	11,609,000.00	PROPERTY ACQUIRED BY DEED OR FORECLOSURE	
Parks, Playgrounds, Shade Trees		Self-Liquidating		Balance January 1, 1992	1,653,685.00
Land Reclamation & Conservation	27,217.00	Other	8,537,940.00	Transfers From Taxes or Liens	
Other Recreational Services	146,539.00	Total	20,146,940.00	Sale for Cash (1992)	
EDUCATION (excluding schools)		EQUALIZED VALUATION BASIS		Cancelled, Abated or Adjusted (1992)	
Libraries		FOR NET DEBT COMPUTATION	1,400,198,211	Balance December 31, 1992	1,653,685.00
Other Educational Services		REAL PROPERTY VALUATIONS		CURRENT FINANCES DECEMBER 31, 1992	
STATUTORY EXPENDITURES		Code Class # of Parcels % VAL'N ASSESSED VALUATION		ASSETS	
Pensions & F. I. C. A.	893,500.00	1 Vacant Land 6352 10.96 109,341,310.00		Cash Dec. 31, 1992	10,095,382.00
Employee Fringe Benefits	1,065,900.00	2 Residential 7496 54.13 539,978,670.00		Taxes Receivable	2,013,506.00
Other Statutory Expenditures	19,000.00	3 Farm 71 .28 2,814,100.00		Tax Title Liens	1,017,776.00
CETA And Other Public Employment Programs		4a Commercial 754 33.91 338,295,900.00		Foreclosed Property	1,653,685.00
MUNICIPAL FUNCTIONS TOTAL	12,534,627.00	4b Industrial 17 .71 7,091,000.00		Emergencies & Other Deferred Charges	301,500.00
CAPITAL IMPROVEMENTS *MEMO*	655,185.00	4c Apartments 17 .71 7,091,000.00		State and Federal Aid Receivable	569,101.00
DEBT SERVICE		Total 14620 997,520,980.00		Other Receivables	186,517.00
Principal Payments	140,000.00	Land Area 67.94 Sq. Miles		Total	15,837,467.00
Interest Payments	404,416.00	Net Valuation Taxable-Municipal	1,008,632,807	LIABILITIES, RESERVES, AND SURPLUS	
DEFERRED CHARGES	100,500.00	Net Valuation Taxable-County	1,455,258,683	Cash Liabilities	5,747,831.00
SCHOOL, COUNTY, SPECIAL DISTRICT TAXES	22,211,681.95	State Equalized Valuation	1,452,874,473	Reserves for Receivables	5,161,713.00
RESERVE FOR UNCOLLECTED TAXES	2,409,827.00	State Equalization Ratio	69.19	Surplus Dec. 31, 1992	4,927,923.00
EXPENDITURES TOTAL	37,800,851.95			Total	15,837,467.00

*Includes County Health Service Taxes, County Vocational School Taxes, or County Open Space Tax. See Table 13.

2004

Population 1980 106,201
 Population 1990 110,002
 S & P Rating A
 Moody Rating AAA

General Tax Rate Per \$100. 8.57
 State Equalized Tax Rate 2.30

ELIZABETH CITY - UNION COUNTY

Form of Government:

Mayor-Council Plan F (OMCL 50)

Number of Members on Governing Body - 9

PER CAPITA:

Gross Debt 1,314.69
 Net Debt 755.69
 Debt Service 116.13
 Total Tax Levy 747.06
 Municipal Expenditures 796.94

PER CENT:

Gross Debt 4.04
 Net Debt 2.33
 Tax Levy Collected 93.36
 Tax Levy Cancelled, Abated or Adjusted .19

EXPENDITURES		REVENUES-REALIZED		1992 PROPERTY TAX	
GENERAL GOVERNMENT				STATE EQUALIZED TAX RATE	
Governing Body & Public Boards	409,059.00	1992 Property Taxes Collected	74,530,307.42	Local District School Taxes	1.05 37,456,478.34
Municipal Clerk	197,331.00	1992 Payments in Lieu of Taxes	1,685,162.34	Regional & Consolidated School Tax	
Financial Administration	1,856,655.00	Delinquent Tax & Lien Collections	4,230,118.58	School Taxes in Municipal Budget	.03 1,144,578.30
Assessment of Taxes	213,772.00	Business Personality Replacement Taxes	2,867,348.79	County Taxes	.46 16,530,838.68
Collection of Taxes		Taxes from Public Utilities	12,102,573.04	County Library Taxes	
Planning, Housing & Development	353,447.50	Other Miscellaneous Tax Revenues	5,129.08	Local Municipal Purpose Taxes	.75 26,803,588.35
Human Resources	5,530,664.17	State Aid Revenues	25,554,713.97	Veteran & Senior Citizen Taxes	
Elections	41,400.00	Federal Aid Revenues		Total Taxes for Rate Computation	2.29 82,447,233.67
General Administration (other)	2,963,654.94	Federal Aid Revenues		Special District Taxes	69,444.91
JUDICIARY		State and Local Fiscal Assistance Act Utilized		Bank Corp. Taxes	
Municipal Courts	818,420.00	Sale of Acquired Property	77,500.00	Added and Omitted Taxes	173,105.15
PUBLIC SAFETY		Other Miscellaneous Revenues	10,553,429.53	Total Taxes Levied - ABSTRACT	82,178,033.73
Fire Protection	12,074,500.56	Total	131,606,287.75	Total Taxes Billed	79,829,578.41
Police Protection	14,285,115.38	Prior Years Surplus Appropriated	6,440,000.00	1992 TAXES COLLECTED	74,530,307.42
Civil Defense & Disaster Control		REVENUES TOTAL	138,046,287.75	1992 Taxes Cancelled, Abated or Adjusted	140,879.34
Environmental Inspection & Control	592,355.00	Reserve For Uncollected Taxes	3,978,296.21	Transfer to Tax Title Liens or Foreclosed	1,365,607.21
Other Public Safety		CAPITAL OUTLAY TOTAL	3,342,823.03	Balance Outstanding Dec. 31, 1992	3,792,784.44
PUBLIC WORKS				PRIOR YEARS TAXES OUTSTANDING	
Streets and Drainage	2,939,770.00	Public Enterprises	510,330.94	Balance January 1, 1992	5,301,417.25
Sewers and Sewage Processing		Recreation-Culture	630,400.07	Collected in 1992	3,765,306.62
Garbage and Trash Disposal	9,200,000.00	Public Works	303,814.76	Cancelled, Abated or Adjusted 1992	51,903.50
Public Buildings and Grounds	2,194,995.00	Buildings and Grounds	1,862,362.02	Transfers to Tax Title Liens or Foreclosed	1,314,270.02
Other Public Works	514,375.00	Library and Education		Balance December 31, 1992	159,937.11
HEALTH and WELFARE		Conservation	35,415.24	TAX TITLE UENS OUTSTANDING	
Health Services Except Environmental	1,766,843.00	All Other		Balance January 1, 1992	1,885,862.73
Welfare-Public Assistance	529,500.00			Transfer From Taxes	2,679,877.23
Hospital, Clinics, First Aid		CAPITAL DEBT AUTHORIZED, DECEMBER 31, 1992		Redeemed in 1992	464,811.96
Animal, Insect, & Rodent Control		ISSUED AND UNISSUED		Cancelled, Abated or Adjusted (1992)	
Other Welfare Services		School	28,488,000	Transfers to Foreclosed Property	
RECREATION and CONSERVATION		Self-Liquidating	32,913,471	Balance December 31, 1992	4,100,928.00
Beaches and Boardwalks		Other	83,216,891	PROPERTY ACQUIRED BY DEED OR FORECLOSURE	
Parks, Playgrounds, Shade Trees		Total	144,618,362	Balance January 1, 1992	2,189,300.00
Land Reclamation & Conservation	159,119.42	ISSUED AND OUTSTANDING		Transfers From Taxes or Liens	
Other Recreational Services	1,570,326.00	School	13,494,000.00	Sale for Cash (1992)	77,500.00
EDUCATION (excluding schools)		Self-Liquidating	26,290,851.00	Cancelled, Abated or Adjusted (1992)	
Libraries	2,454,985.00	Other	67,349,000.00	Balance December 31, 1992	2,111,800.00
Other Educational Services		Total	107,133,851.00	CURRENT FINANCES DECEMBER 31, 1992	
STATUTORY EXPENDITURES		EQUALIZED VALUATION BASIS		ASSETS	
Pensions & F. I. C. A.	3,352,239.30	FOR NET DEBT COMPUTATION		Cash Dec. 31, 1992	22,090,370.45
Employee Fringe Benefits	6,885,008.00	REAL PROPERTY VALUATIONS		Taxes Receivable	3,962,721.55
Other Statutory Expenditures		Code Class # of Parcels % VAL'N		Tax Title Liens	4,100,928.00
CETA And Other Public Employment Programs		1 Vacant Land 741 1.96		Foreclosed Property	2,111,800.00
MUNICIPAL FUNCTIONS TOTAL	70,903,550.27	2 Residential 14112 49.01		Emergencies & Other Deferred Charges	319,626.92
CAPITAL IMPROVEMENTS *MEMO*	500,000.00	3 Farm		State and Federal Aid Receivable	197,255.17
DEBT SERVICE		4a Commercial 2012 21.65		Other Receivables	2,631,117.29
Principal Payments	8,256,000.00	4b Industrial 219 14.56		Total	35,413,819.38
Interest Payments	4,519,066.06	4c Apartments 587 12.81		LIABILITIES, RESERVES, AND SURPLUS	
TYPE I SCHL DEBT *MEMO	4,120,521.00	Total	17671	Cash Liabilities	20,376,477.57
DEFERRED CHARGES	8,062.32	Land Area 11.69 Sq. Miles		Reserves for Receivables	12,806,566.84
SCHOOL, COUNTY, SPECIAL DISTRICT TAXES	55,201,340.23	Net Valuation Taxable-Municipal	956,200,000	Surplus Dec. 31, 1992	2,230,774.97
RESERVE FOR UNCOLLECTED TAXES	3,978,296.21	Net Valuation Taxable-County	3,916,861,550	Total	35,413,819.38
EXPENDITURES TOTAL	142,866,315.09	State Equalized Valuation	3,534,347,188		
		State Equalization Ratio	26.87		

0304

Population 1980 3,187
 Population 1990 3,806
 S & P Rating
 Moody Rating

General Tax Rate Per \$100. 3.97
 State Equalized Tax Rate 2.39

ELK TOWNSHIP - GLOUCESTER COUNTY

Form of Government:

Township Committee

Number of Members on Governing Body - 3

PER CAPITA:

Gross Debt

Net Debt

Debt Service

Total Tax Levy

Municipal Expenditures

563.55

175.33

22.17

809.32

530.30

PER CENT:

Gross Debt

Net Debt

Tax Levy Collected

Tax Levy Cancelled, Abated

or Adjusted

1.79

.55

88.50

36.850.00

.06

EXPENDITURES		REVENUES-REALIZED		1992 PROPERTY TAX	
GENERAL GOVERNMENT				STATE EQUALIZED TAX RATE	
Governing Body & Public Boards		1992 Property Taxes Collected	2,725,946.51	Local District School Taxes	.61 778,625.00
Municipal Clerk		1992 Payments in Lieu of Taxes		Regional & Consolidated School Tax	.54 691,738.09
Financial Administration	35,580.00	Delinquent Tax & Lien Collections	312,977.28	School Taxes in Municipal Budget	
Assessment of Taxes	24,235.00	Business Personalty Replacement Taxes	19,123.16	County Taxes	.63 807,950.35
Collection of Taxes	20,500.00	Taxes from Public Utilities	278,920.18	County Library Taxes	.03 33,767.45
Planning, Housing & Development	25,396.00	Other Miscellaneous Tax Revenues		Local Municipal Purpose Taxes	.57 732,609.89
Human Resources	59,833.00	State Aid Revenues	271,648.59	Veteran & Senior Citizen Taxes	
Elections	2,550.00	Federal Aid Revenues		Total Taxes for Rate Computation	2.39 3,081,540.77
General Administration (other)	190,728.00	State and Local Fiscal Assistance Act Utilized		Special District Taxes	
JUDICIARY		Sale of Acquired Property		Bank Corp. Taxes	
Municipal Courts	40,685.00	Other Miscellaneous Revenues	227,979.16	Added and Omitted Taxes	35,570.20
PUBLIC SAFETY		Total	3,836,593.98	Total Taxes Levied - ABSTRACT	3,080,260.97
Fire Protection	62,381.80	Prior Years Surplus Appropriated	281,088.80	Total Taxes Billed	3,080,260.97
Police Protection	337,500.00	REVENUES TOTAL	4,117,682.68	1992 TAXES COLLECTED	2,725,946.51
Civil Defense & Disaster Control	2,000.00	Reserve For Uncollected Taxes	331,913.19	1992 Taxes Cancelled, Abated or Adjusted	1,726.95
Environmental Inspection & Control	34,800.00	CAPITAL OUTLAY	TOTAL	Transfer to Tax Title Liens or Foreclosed	58,040.06
Other Public Safety			17,856.56	Balance Outstanding Dec. 31, 1992	294,547.45
PUBLIC WORKS		Public Enterprises		PRIOR YEARS TAXES OUTSTANDING	
Streets and Drainage	156,441.00	Recreation-Culture		Balance January 1, 1992	315,895.69
Sewers and Sewage Processing	28,735.00	Public Works		Collected in 1992	255,562.45
Garbage and Trash Disposal	241,600.00	Buildings and Grounds	17,856.56	Cancelled, Abated or Adjusted 1992	
Public Buildings and Grounds	70,500.00	Library and Education		Transfers to Tax Title Liens or Foreclosed	30,171.12
Other Public Works		Conservation		Balance December 31, 1992	30,162.12
HEALTH and WELFARE		All Other		TAX TITLE LIENS OUTSTANDING	
Health Services Except Environmental	2,661.00	CAPITAL DEBT AUTHORIZED, DECEMBER 31, 1992		Balance January 1, 1992	100,304.55
Welfare-Public Assistance	4,377.00	ISSUED AND UNISSUED		Transfer From Taxes	88,970.12
Hospital, Clinics, First Aid		School	1,496,577	Redeemed in 1992	57,414.83
Animal, Insect, & Rodent Control	200.00	Self-Liquidating		Cancelled, Abated or Adjusted (1992)	
Other Welfare Services		Other	667,317	Transfers to Foreclosed Property	
RECREATION and CONSERVATION		Total	2,163,894	Balance December 31, 1992	131,859.84
Beaches and Boardwalks		ISSUED AND OUTSTANDING		PROPERTY ACQUIRED BY DEED OR FORECLOSURE	
Parks, Playgrounds, Shade Trees		School	1,496,381.20	Balance January 1, 1992	216,379.00
Land Reclamation & Conservation	200.00	Self-Liquidating		Transfers From Taxes or Liens	
Other Recreational Services	12,000.00	Other	618,556.19	Sale for Cash (1992)	
EDUCATION (excluding schools)		Total	2,114,937.39	Cancelled, Abated or Adjusted (1992)	
Libraries		EQUALIZED VALUATION BASIS		Balance December 31, 1992	216,379.00
Other Educational Services		FOR NET DEBT COMPUTATION		CURRENT FINANCES DECEMBER 31, 1992	
STATUTORY EXPENDITURES			121,118,332	ASSETS	
Pensions & F. L. C. A.	104,553.95	REAL PROPERTY VALUATIONS		Cash Dec. 31, 1992	893,963.64
Employee Fringe Benefits	45,000.00	Code Class # of Parcels % VAL'N		Taxes Receivable	324,709.57
Other Statutory Expenditures		1 Vacant Land 487 4.11		Tax Title Liens	131,859.84
CETA And Other Public Employment Programs		2 Residential 1054 74.54		Foreclosed Property	216,379.00
MUNICIPAL FUNCTIONS		3 Farm 388 14.07		Emergencies & Other Deferred Charges	16,920.00
CAPITAL IMPROVEMENTS	5,000.00	4a Commercial 31 6.77		State and Federal Aid Receivable	82,491.20
DEBT SERVICE		4b Industrial 1 .48		Other Receivables	93,352.36
Principal Payments	55,793.02	4c Apartments		Total	1,739,665.61
Interest Payments	27,651.00	Total	1971	LIABILITIES, RESERVES, AND SURPLUS	
DEFERRED CHARGES	50,665.72	Land Area	19.60 Sq. Miles	Cash Liabilities	554,225.39
SCHOOL, COUNTY, SPECIAL DISTRICT TAXES	2,312,030.89	Net Valuation Taxable-Municipal	70,870,757	Reserves for Receivables	756,299.77
RESERVE FOR UNCOLLECTED TAXES	381,913.19	Net Valuation Taxable-County	129,667,236	Surplus Dec. 31, 1992	429,140.45
EXPENDITURES	TOTAL	State Equalized Valuation	127,478,092	Total	1,739,665.61
	4,330,623.57	State Equalization Ratio	60.12		

Population 1980 1,569
 Population 1990 1,571
 S & P Rating
 Moody Rating

General Tax Rate Per \$100. 2.52
 State Equalized Tax Rate 2.48

ELMER BOROUGH - SALEM COUNTY

Form of Government:

Borough Council

Number of Members on Governing Body - 6

PER CAPITA:

Gross Debt 413.65
 Net Debt 392.10
 Debt Service 31.01
 Total Tax Levy 982.33
 Municipal Expenditures 435.77

PER CENT:

Gross Debt 1.26
 Net Debt 1.20
 Tax Levy Collected 88.39
 Tax Levy Cancelled, Abated or Adjusted .16

EXPENDITURES		REVENUES-REALIZED			1992 PROPERTY TAX	
GENERAL GOVERNMENT					STATE EQUALIZED TAX RATE	
Governing Body & Public Boards		1992 Property Taxes Collected		1,227,888.79	1.30	726,794.00
Municipal Clerk		1992 Payments in Lieu of Taxes				
Financial Administration	13,225.00	Delinquent Tax & Lien Collections		79,737.73		
Assessment of Taxes	6,850.00	Business Personalty Replacement Taxes		17,679.40	.77	427,412.33
Collection of Taxes	9,075.00	Taxes from Public Utilities		58,239.53		
Planning, Housing & Development	3,800.00	Other Miscellaneous Tax Revenues			.40	225,000.47
Human Resources	53,019.56	State Aid Revenues		93,543.77		22,400.00
Elections	5.00	Federal Aid Revenues			2.47	1,401,606.80
General Administration (other)	108,853.00	State and Local Fiscal Assistance Act Utilized				
JUDICIARY		Sole of Acquired Property				
Municipal Courts	25,621.00	Other Miscellaneous Revenues		160,389.86		6,928.74
PUBLIC SAFETY		Total		1,637,477.13		1,386,135.54
Fire Protection	38,264.90	Prior Years Surplus Appropriated		189,161.00		1,389,405.31
Police Protection	80,739.33	REVENUES TOTAL		1,926,640.13		1,227,888.79
Civil Defense & Disaster Control	1,700.00	Reserve For Uncollected Taxes		106,240.04		192 Taxes Cancelled, Abated or Adjusted 2,283.12
Environmental Inspection & Control	9,750.00	CAPITAL OUTLAY		TOTAL		Transfer to Tax Title Liens or Foreclosed 5,785.92
Other Public Safety				208,194.02		Balance Outstanding Dec. 31, 1992 153,447.98
PUBLIC WORKS		Public Enterprises		34,296.05		PRIOR YEARS TAXES OUTSTANDING
Streets and Drainage	30,795.00	Recreation-Culture				Balance January 1, 1992 79,760.58
Sewers and Sewage Processing	15,000.00	Public Works		136,139.09		Collected in 1992 79,737.78
Garbage and Trash Disposal	69,956.00	Buildings and Grounds		37,758.88		Cancelled, Abated or Adjusted 1992
Public Buildings and Grounds	9,148.80	Library and Education				Transfers to Tax Title Liens or Foreclosed
Other Public Works	7,000.00	Conservation				Balance December 31, 1992 22.80
HEALTH and WELFARE		All Other				TAX TITLE LIENS OUTSTANDING
Health Services Except Environmental	7,400.00	CAPITAL DEBT AUTHORIZED, DECEMBER 31, 1992				Balance January 1, 1992 15,743.46
Welfare-Public Assistance	1,300.00	ISSUED AND UNISSUED	GROSS DEBT	NET DEBT		Transfer From Taxes 5,785.92
Hospital, Clinics, First Aid		School				Redeemed in 1992
Animal, Insect, & Rodent Control	1,591.00	Self-Liquidating	308,000	274,140		Cancelled, Abated or Adjusted (1992)
Other Welfare Services		Other	341,850	341,850		Transfers to Foreclosed Property
RECREATION and CONSERVATION		Total	649,850	615,990		Balance December 31, 1992 21,529.38
Beaches and Boardwalks		ISSUED AND OUTSTANDING				PROPERTY ACQUIRED BY DEED OR FORECLOSURE
Parks, Playgrounds, Shade Trees	6,037.22	School				Balance January 1, 1992
Land Reclamation & Conservation		Self-Liquidating		238,874.01		Transfers From Taxes or Liens
Other Recreational Services	1,200.00	Other		270,100.00		Sole for Cash (1992)
EDUCATION (excluding schools)		Total		508,974.01		Cancelled, Abated or Adjusted (1992)
Libraries	3,400.00	EQUALIZED VALUATION BASIS				Balance December 31, 1992
Other Educational Services		FOR NET DEBT COMPUTATION				51,386,045
STATUTORY EXPENDITURES		REAL PROPERTY VALUATIONS				CURRENT FINANCES DECEMBER 31, 1992
Pensions & F. L. C. A.	15,854.00	Code	Class	# of Parcels	% VAL'N	ASSETS
Employee Fringe Benefits		1	Vacant Land	63	1.09	Cash Dec. 31, 1992 359,759.38
Other Statutory Expenditures	1,000.00	2	Residential	476	77.12	Taxes Receivable 153,470.78
CETA And Other Public Employment Programs		3	Farm	24	1.02	Tax Title Liens 21,529.38
MUNICIPAL FUNCTIONS		4a	Commercial	57	20.77	Foreclosed Property
TOTAL	523,634.81	4b	Industrial			Emergencies & Other Deferred Charges
CAPITAL IMPROVEMENTS		4c	Apartments			State and Federal Aid Receivable 2,006.00
ME 40	1,000.00	Total	620			Other Receivables 11,704.87
DEBT SERVICE		Land Area	.90	Sq. Miles		Total 548,470.41
Principal Payments	38,000.00	Net Valuation Taxable-Municipal		54,860,201		LIABILITIES, RESERVES, AND SURPLUS
Interest Payments	10,709.42	Net Valuation Taxable-County		54,782,219		Cash Liabilities
DEFERRED CHARGES		State Equalized Valuation		55,752,908		Reserves for Receivables 186,705.03
SCHOOL, COUNTY, SPECIAL DISTRICT TAXES	7,579.26	State Equalization Ratio		98.34		Surplus Dec. 31, 1992 198,696.47
RESERVE FOR UNCOLLECTED TAXES	1,154,206.33					Total 548,470.41
EXPENDITURES TOTAL	1,840,369.86					

0211
 Population 1980 18,377
 Population 1990 17,623
 S & P Rating
 Moody Rating A1

General Tax Rate Per \$100. 1.62
 State Equalized Tax Rate 1.76

ELMWOOD PARK BOROUGH - BERGEN CO.

Form of Government:
Borough Council
 Number of Members on Governing Body - 6

PER CAPITA:
 Gross Debt 313.37
 Net Debt 312.24
 Debt Service 45.41
 Total Tax Levy 1,120.10
 Municipal Expenditures 855.48

PER CENT:
 Gross Debt .47
 Net Debt .47
 Tax Levy Collected 96.95
 Tax Levy Cancelled, Abated or Adjusted .72

EXPENDITURES		REVENUES-REALIZED		1992 PROPERTY TAX	
GENERAL GOVERNMENT				STATE EQUALIZED TAX RATE	
Governing Body & Public Boards	21,000.00	1992 Property Taxes Collected	19,229,950.23	Local District School Taxes	.93 10,472,931.00
Municipal Clerk		1992 Payments in Lieu of Taxes		Regional & Consolidated School Tax	
Financial Administration	23,700.00	Delinquent Tax & Lien Collections	422,096.00	School Taxes in Municipal Budget	
Assessment of Taxes	72,100.00	Business Personality Replacement Taxes	422,264.00	County Taxes	.29 3,162,087.11
Collection of Taxes	93,600.00	Taxes from Public Utilities	823,198.00	County Library Taxes	
Planning, Housing & Development	23,500.00	Other Miscellaneous Tax Revenues		Local Municipal Purpose Taxes	.54 6,050,168.00
Human Resources	87,478.00	State Aid Revenues	1,402,327.00	Veteran & Senior Citizen Taxes	269,950.00
Elections	5,327.00	Federal Aid Revenues		Total Taxes for Rate Computation	1.75 19,955,136.11
General Administration (other)	1,021,491.00	State and Local Fiscal Assistance Act Utilized		Special District Taxes	
JUDICIARY		Sale of Acquired Property		Bank Corp. Taxes	
Municipal Courts	122,209.00	Other Miscellaneous Revenues	5,289,319.56	Added and Omitted Taxes	54,399.22
PUBLIC SAFETY		Total	27,589,154.79	Total Taxes Levied - ABSTRACT	19,739,585.33
Fire Protection	139,123.00	Prior Years Surplus Appropriated	970,000.00	Total Taxes Billed	19,834,733.22
Police Protection	2,089,478.00	REVENUES TOTAL	28,459,154.79	1992 TAXES COLLECTED	19,229,950.23
Civil Defense & Disaster Control	500.00	RESERVE FOR UNCOLLECTED TAXES	743,960.00	1992 Taxes Cancelled, Abated or Adjusted	142,218.43
Environmental Inspection & Control	134,100.00	CAPITAL OUTLAY TOTAL	457,014.28	Transfer to Tax Title Liens or Foreclosed	33,715.02
Other Public Safety		Public Enterprises		Balance Outstanding Dec. 31, 1992	428,849.54
PUBLIC WORKS		Recreation--Culture	91,583.40	PRIOR YEARS TAXES OUTSTANDING	
Streets and Drainage	624,800.00	Public Works	330,137.63	Balance January 1, 1992	423,899.51
Sewers and Sewage Processing	5,342,524.00	Buildings and Grounds	35,293.25	Collected in 1992	422,096.51
Garbage and Trash Disposal	1,401,073.00	Library and Education		Cancelled, Abated or Adjusted 1992	
Public Buildings and Grounds	276,900.00	Conservation		Transfers to Tax Title Liens or Foreclosed	1,803.00
Other Public Works	40,000.00	All Other		Balance December 31, 1992	
HEALTH and WELFARE		CAPITAL DEBT AUTHORIZED, DECEMBER 31, 1992		TAX TITLE LIENS OUTSTANDING	
Health Services Except Environmental	179,800.00	ISSUED AND UNISSUED		Balance January 1, 1992	60,575.89
Welfare--Public Assistance	36,200.00	SCHOOL		Transfer From Taxes	35,762.02
Hospital, Clinics, First Aid		Self-Liquidating	336,000	Redeemed in 1992	
Animal, Insect, & Rodent Control	5,000.00	Other	5,186,500	Cancelled, Abated or Adjusted (1992)	
Other Welfare Services	3,000.00	Total	5,522,600	Transfers to Foreclosed Property	
RECREATION and CONSERVATION		ISSUED AND OUTSTANDING		Balance December 31, 1992	96,337.91
Beaches and Boardwalks		SCHOOL		PROPERTY ACQUIRED BY DEED OR FORECLOSURE	
Parks, Playgrounds, Shade Trees	2,000.00	Self-Liquidating	336,000.00	Balance January 1, 1992	268,200.00
Land Reclamation & Conservation	25,509.00	Other	4,498,100.00	Transfers From Taxes or Liens	
Other Recreational Services	219,200.00	Total	4,834,100.00	Sale for Cash (1992)	
EDUCATION (excluding schools)		EQUALIZED VALUATION BASIS		Cancelled, Abated or Adjusted (1992)	
Libraries	420,000.00	FOR NET DEBT COMPUTATION	1,180,883.598	Balance December 31, 1992	268,200.00
Other Educational Services		REAL PROPERTY VALUATIONS		CURRENT FINANCES DECEMBER 31, 1992	
STATUTORY EXPENDITURES		Code Class # of Parcels % VAL'N	ASSESSED VALUATION	ASSETS	
Pensions & F. I. C. A.	406,326.00	1 Vacant Land 92 1.52	19,548,000.00	Cash Dec. 31, 1992	4,499,948.00
Employee Fringe Benefits	671,000.00	2 Residential 4590 75.98	925,149,300.00	Taxes Receivable	428,849.54
Other Statutory Expenditures	15,000.00	3 Farm 2 .12	1,444,600.00	Tax Title Liens	96,337.91
CETA And Other Public Employment Programs		4a Commercial 195 12.54	152,727,200.00	Foreclosed Property	268,200.00
MUNICIPAL FUNCTIONS TOTAL	13,501,938.00	4b Industrial 59 7.46	90,793,900.00	Emergencies & Other Deferred Charges	15,000.00
CAPITAL IMPROVEMENTS *MEMO*	50,000.00	4c Apartments 16 2.38	28,956,000.00	State and Federal Aid Receivable	11,146.00
DEBT SERVICE		Total 4954	1,217,619,000.00	Other Receivables	944.55
Principal Payments	490,000.00	Land Area 2.50 Sq. Miles		Total	5,320,426.00
Interest Payments	310,179.00	Net Valuation Taxable--Municipal	1,221,008,250	LIABILITIES, RESERVES, AND SURPLUS	
DEFERRED CHARGES	30,000.00	Net Valuation Taxable--County	1,219,999,547	Cash Liabilities	3,652,446.00
SCHOOL, COUNTY, SPECIAL DISTRICT TAXES	13,635,018.11	State Equalized Valuation	1,121,291,380	Reserves for Receivables	794,332.00
RESERVE FOR UNCOLLECTED TAXES	743,960.00	State Equalization Ratio	108.92	Surplus Dec. 31, 1992	873,648.00
EXPENDITURES TOTAL	23,711,095.11			Total	5,320,426.00

Population 1980 1,290
 Population 1990 1,170
 S & P Rating
 Moody Rating

General Tax Rate Per \$100. 4.55
 State Equalized Tax Rate 2.15

ELSINBORO. TOWNSHIP - SALEM COUNTY

Form of Government:

Township Committee

Number of Members on Governing Body - 3

PER CAPITA:

Gross Debt 33.16
 Net Debt 33.16
 Debt Service
 Total Tax Levy 1,017.95
 Municipal Expenditures 455.53

PER CENT:

Gross Debt .09
 Net Debt .09
 Tax Levy Collected 93.34
 Tax Levy Cancelled, Abated or Adjusted

EXPENDITURES		REVENUES-REALIZED		1992 PROPERTY TAX	
GENERAL GOVERNMENT		REVENUES-REALIZED		STATE EQUALIZED TAX RATE	
Governing Body & Public Boards		1992 Property Taxes Collected	1,117,587.95	Local District School Taxes	1.00 597,828.00
Municipal Clerk	23,500.00	1992 Payments in Lieu of Taxes		Regional & Consolidated School Tax	
Financial Administration	58,953.00	Delinquent Tax & Lien Collections	69,105.20	Schaal Taxes in Municipal Budget	
Assessment of Taxes	8,441.00	Business Personalty Replacement Taxes	8,728.88	County Taxes	.75 409,861.97
Collection of Taxes	6,030.00	Taxes from Public Utilities	92,145.00	County Library Taxes	
Planning, Housing & Development	13,927.85	Other Miscellaneous Tax Revenues		Local Municipal Purpose Taxes	.31 168,879.69
Human Resources	54,750.00	State Aid Revenues	69,291.33	Veteran & Senior Citizen Taxes	
Elections		Federal Aid Revenues		Total Taxes for Rate Computation	2.15 1,197,619.66
General Administration (other)		State and Local Fiscal Assistance Act Utilized		Special District Taxes	
JUDICIARY		Sale of Acquired Property		Bank Corp. Taxes	
Municipal Courts		Other Miscellaneous Revenues	41,684.75	Added and Omitted Taxes	14,432.83
PUBLIC SAFETY		Total	1,398,543.11	Total Taxes Levied - ABSTRACT	1,191,002.49
Fire Protection	22,405.00	Prior Years Surplus Appropriated	80,000.00	Total Taxes Billed	1,191,002.49
Police Protection	74,750.00	REVENUES TOTAL	1,478,543.11	1992 TAXES COLLECTED	1,117,587.95
Civil Defense & Disaster Control	9,500.00	Reserve For Uncollected Taxes	96,125.57	1992 Taxes Cancelled, Abated or Adjusted	
Environmental Inspection & Control	10,500.00	CAPITAL OUTLAY TOTAL	5,879.86	Transfer to Tax Title Liens or Foreclosed	
Other Public Safety		Public Enterprises		Balance Outstanding Dec. 31, 1992	73,414.54
PUBLIC WORKS		Recreation-Culture		PRIOR YEARS TAXES OUTSTANDING	
Streets and Drainage	30,000.00	Public Works	5,879.86	Balance January 1, 1992	69,105.20
Sewers and Sewage Processing	40,000.00	Buildings and Grounds		Collected in 1992	69,105.20
Garbage and Trash Disposal	54,000.00	Library and Education		Cancelled, Abated or Adjusted 1992	
Public Buildings and Grounds		Conservation		Transfers to Tax Title Liens or Foreclosed	
Other Public Works		All Other		Balance December 31, 1992	
HEALTH and WELFARE		CAPITAL DEBT AUTHORIZED, DECEMBER 31, 1992		TAX TITLE LIENS OUTSTANDING	
Health Services Except Environmental	359.00	ISSUED AND UNISSUED		Balance January 1, 1992	
Welfare-Public Assistance	2,825.00	School		Transfer From Taxes	
Hospital, Clinics, First Aid	300.00	Self-Liquidating		Redeemed in 1992	
Animal, Insect, & Rodent Control	7,441.00	Other	38,800	Cancelled, Abated or Adjusted (1992)	
Other Welfare Services		Total	38,800	Transfers to Foreclosed Property	
RECREATION and CONSERVATION		ISSUED AND OUTSTANDING		Balance December 31, 1992	
Beaches and Boardwalks		School		PROPERTY ACQUIRED BY DEED OR FORECLOSURE	
Parks, Playgrounds, Shade Trees		Self-Liquidating		Balance January 1, 1992	4,200.00
Land Reclamation & Conservation	14,458.33	Other		Transfers From Taxes or Liens	
Other Recreational Services		Total	38,800.00	Sale for Cash (1992)	
EDUCATION (excluding schools)		EQUALIZED VALUATION BASIS FOR NET DEBT COMPUTATION		Cancelled, Abated or Adjusted (1992)	
Libraries	500.00	REAL PROPERTY VALUATIONS		Balance December 31, 1992	4,200.00
Other Educational Services		Code Class # of Parcels % VAL'N ASSESSED VALUATION		CURRENT FINANCES DECEMBER 31, 1992	
STATUTORY EXPENDITURES		1 Vacant Land 157 1.74 448,400.00		ASSETS	
Pensions & F. I. C. A.	8,200.00	2 Residential 535 79.12 20,374,700.00		Cash Dec. 31, 1992	352,979.34
Employee Fringe Benefits		3 Farm 166 13.70 3,527,800.00		Taxes Receivable	73,414.54
Other Statutory Expenditures		4a Commercial 11 5.44 1,400,900.00		Tax Title Liens	
CETA And Other Public Employment Programs		4b Industrial		Foreclosed Property	4,200.00
MUNICIPAL FUNCTIONS TOTAL	438,840.13	4c Apartments		Emergencies & Other Deferred Charges	52,700.00
CAPITAL IMPROVEMENTS *MEMO*		Total	25,751,700.00	State and Federal Aid Receivable	
DEBT SERVICE		Land Area 13.00 Sq. Miles		Other Receivables	1,308.59
Principal Payments		Net Valuation Taxable-Municipal	25,906,336	Total	484,602.47
Interest Payments		Net Valuation Taxable-County	52,410,063	LIABILITIES, RESERVES, AND SURPLUS	
DEFERRED CHARGES		State Equalized Valuation	54,586,469	Cash Liabilities	178,726.73
SCHOOL, COUNTY, SPECIAL DISTRICT TAXES	1,007,639.97	State Equalization Ratio	47.31	Reserves for Receivables	78,923.13
RESERVE FOR UNCOLLECTED TAXES	96,125.57			Surplus Dec. 31, 1992	226,882.61
EXPENDITURES TOTAL	1,540,655.72			Total	484,602.47

0214

Population 1980 7,793
 Population 1990 6,930
 S & P Rating
 Moody Rating A1

General Tax Rate Per \$100. 2.78
 State Equalized Tax Rate 2.08

EMERSON BOROUGH - BERGEN COUNTY

Form of Government:

Borough Council

Number of Members on Governing Body - 6

PER CAPITA:

Gross Debt 501.36
 Net Debt 497.70
 Debt Service 74.46
 Total Tax Levy 1,797.23
 Municipal Expenditures 735.77

PER CENT:

Gross Debt .58
 Net Debt .58
 Tax Levy Collected 96.85
 Tax Levy Cancelled, Abated or Adjusted .20

EXPENDITURES	REVENUES-REALIZED	1992 PROPERTY TAX
GENERAL GOVERNMENT		STATE EQUALIZED TAX RATE
Governing Body & Public Boards		Local District School Taxes 1.43
Municipal Clerk		Regional & Consolidated School Tax
Financial Administration 88,312.00	1992 Property Taxes Collected 12,099,103.00	School Taxes in Municipal Budget
Assessment of Taxes 22,376.00	1992 Payments in Lieu of Taxes	County Taxes .26
Collection of Taxes 38,135.00	Delinquent Tax & Lien Collections 316,625.00	County Library Taxes
Planning, Housing & Development 13,900.00	Business Personalty Replacement Taxes 71,941.00	Local Municipal Purpose Taxes .38
Human Resources 68,590.00	Taxes from Public Utilities 441,603.00	Veteran & Senior Citizen Taxes
Elections 3,430.00	Other Miscellaneous Tax Revenues	Total Taxes for Rate Computation 2.07
General Administration (other) 422,970.00	State Aid Revenues 326,966.00	Special District Taxes
JUDICIARY	Federal Aid Revenues	Bank Corp. Taxes
Municipal Courts 66,862.00	Federal Aid Revenues	Added and Omitted Taxes
PUBLIC SAFETY	State and Local Fiscal Assistance Act Utilized	Total Taxes Levied - ABSTRACT
Fire Protection 150,441.00	Sale of Acquired Property	Total Taxes Billed
Police Protection 1,188,623.00	Other Miscellaneous Revenues	1992 TAXES COLLECTED
Civil Defense & Disaster Control 7,600.00	Total 13,622,286.00	1992 Taxes Cancelled, Abated or Adjusted
Environmental Inspection & Control 51,755.00	Prior Years Surplus Appropriated 1,250,000.00	Transfer to Tax Title Liens or Foreclosed
Other Public Safety	REVENUES TOTAL 14,872,286.00	Balance Outstanding Dec. 31, 1992
PUBLIC WORKS	RESERVE FOR UNCOLLECTED TAXES 429,755.00	PRIOR YEARS TAXES OUTSTANDING
Streets and Drainage 227,593.00	CAPITAL OUTLAY TOTAL 310,090.00	Balance January 1, 1992
Sewers and Sewage Processing	Public Enterprises	Collected in 1992
Garbage and Trash Disposal 878,400.00	Recreation-Culture	Cancelled, Abated or Adjusted 1992
Public Buildings and Grounds 45,500.00	Public Works 144,367.00	Transfers to Tax Title Liens or Foreclosed
Other Public Works 83,770.00	Buildings and Grounds 165,743.00	Balance December 31, 1992
HEALTH and WELFARE	Library and Education	TAX TITLE LIENS OUTSTANDING
Health Services Except Environmental	Conservation	Balance January 1, 1992
Welfare-Public Assistance 62,367.00	All Other	Transfer From Taxes
Hospital, Clinics, First Aid 4,900.00		Redeemed in 1992
Animal, Insect, & Rodent Control 5,200.00		Cancelled, Abated or Adjusted (1992)
Other Welfare Services		Transfers to Foreclosed Property
RECREATION and CONSERVATION	CAPITAL DEBT AUTHORIZED, DECEMBER 31, 1992	Balance December 31, 1992
Beaches and Boardwalks	ISSUED AND UNISSUED GROSS DEBT NET DEBT	PROPERTY ACQUIRED BY DEED OR FORECLOSURE
Parks, Playgrounds, Shade Trees	School	Balance January 1, 1992
Land Reclamation & Conservation 112,071.00	Self-Liquidating	Transfers From Taxes or Liens
Other Recreational Services 35,500.00	Other 3,474,391 3,449,059	Sale for Cash (1992)
EDUCATION (excluding schools)	Total 3,474,391 3,449,059	Cancelled, Abated or Adjusted (1992)
Libraries 200,930.00	ISSUED AND OUTSTANDING	Balance December 31, 1992
Other Educational Services	School	CURRENT FINANCES DECEMBER 31, 1992
STATUTORY EXPENDITURES	Self-Liquidating	ASSETS
Pensions & F. L. C. A. 59,000.00	Other 3,075,000.00	Cash Dec. 31, 1992 3,018,087.00
Employee Fringe Benefits 296,562.00	Total 3,075,000.00	Taxes Receivable 347,656.00
Other Statutory Expenditures	EQUALIZED VALUATION BASIS FOR NET DEBT COMPUTATION 599,560,547	Tax Title Liens 85,616.00
CETA And Other Public Employment Programs	REAL PROPERTY VALUATIONS	Foreclosed Property 13,200.00
MUNICIPAL FUNCTIONS TOTAL 4,134,788.00	Code Class # of Parcels % VAL'N ASSESSED VALUATION	Emergencies & Other Deferred Charges 18,200.00
CAPITAL IMPROVEMENTS *MEMO* 15,300.00	1 Vacant Land 97 5.34 23,887,200.00	State and Federal Aid Receivable 1,872.00
DEBT SERVICE	2 Residential 2182 79.53 356,111,400.00	Other Receivables 14,548.00
Principal Payments 310,000.00	3 Farm 2 .05 241,600.00	Total 3,499,179.00
Interest Payments 205,992.00	4a Commercial 126 14.52 65,479,700.00	LIABILITIES, RESERVES, AND SURPLUS
DEFERRED CHARGES 18,348.00	4b Industrial 9 .45 2,024,000.00	Cash Liabilities 1,448,490.00
SCHOOL, COUNTY, SPECIAL DISTRICT TAXES 10,143,454.47	4c Apartments	Reserves for Receivables 451,020.00
RESERVE FOR UNCOLLECTED TAXES 429,755.00	Total 2416 447,742,900.00	Surplus Dec. 31, 1992 1,599,669.00
EXPENDITURES TOTAL 15,242,337.47	Land Area 2.20 Sq. Miles	Total 3,499,179.00
	Net Valuation Taxable-Municipal 448,896,940	
	Net Valuation Taxable-County 607,921,638	
	State Equalized Valuation 599,941,623	
	State Equalization Ratio 74.90	

0215

Population 1980 23,701
Population 1990 24,850
S & P Rating A+
Moody Rating AA

General Tax Rate Per \$100 2.41
State Equalized Tax Rate 2.26

ENGLEWOOD CITY - BERGEN COUNTY
Form of Government:
Special Charter (CH 124-1978)
Number of Members on Governing Body - 5

PER CAPITA:
Gross Debt 817.97
Net Debt 393.55
Debt Service 124.27
Total Tax Levy 2,002.70
Municipal Expenditures 1,351.32
PER CENT:
Gross Debt .90
Net Debt .43
Tax Levy Collected 92.70
Tax Levy Cancelled, Abated or Adjusted 1.68

Table with columns for EXPENDITURES, REVENUES-REALIZED, CAPITAL OUTLAY, CAPITAL DEBT AUTHORIZED, ISSUED AND UNISSUED, ISSUED AND OUTSTANDING, EQUALIZED VALUATION BASIS, REAL PROPERTY VALUATIONS, 1992 PROPERTY TAX, PRIOR YEARS TAXES OUTSTANDING, PROPERTY ACQUIRED BY DEED OR FORECLOSURE, CURRENT FINANCES DECEMBER 31, 1992 ASSETS, LIABILITIES, RESERVES, AND SURPLUS. Includes sub-sections like GENERAL GOVERNMENT, JUDICIARY, PUBLIC SAFETY, PUBLIC WORKS, HEALTH and WELFARE, RECREATION and CONSERVATION, EDUCATION, STATUTORY EXPENDITURES, MUNICIPAL FUNCTIONS, DEBT SERVICE, DEFERRED CHARGES, and SCHOOL, COUNTY, SPECIAL DISTRICT TAXES.

0216

Population 1980 5,698
 Population 1990 5,634
 S & P Rating
 Moody Rating AA1

General Tax Rate Per \$100 1.10
 State Equalized Tax Rate .98

ENGLEWOOD CLIFFS BORO. - BERGEN CO.

Form of Government:
 Borough Council

Number of Members on Governing Body - 6

PER CAPITA: PER CENT:
 Gross Debt 867.83 Gross Debt .35
 Net Debt 850.08 Net Debt .34
 Debt Service 139.82 Tax Levy Collected 95.10
 Total Tax Levy 2,313.27 Tax Levy Cancelled, Abated
 Municipal Expenditures 1,298.31 or Adjusted 1.11

EXPENDITURES		REVENUES-REALIZED		1992 PROPERTY TAX	
GENERAL GOVERNMENT		REVENUES-REALIZED		STATE EQUALIZED TAX RATE	
Governing Body & Public Boards	18,000.00	1992 Property Taxes Collected	12,405,303.82	Local District School Taxes	.35 4,705,232.00
Municipal Clerk		1992 Payments in Lieu of Taxes		Regional & Consolidated School Tax	
Financial Administration	22,503.00	Delinquent Tax & Lien Collections	649,542.81	School Taxes in Municipal Budget	
Assessment of Taxes	46,413.00	Business Personalty Replacement Taxes	296,197.32	County Taxes	.25 3,370,150.61
Collection of Taxes	83,460.00	Taxes from Public Utilities	564,060.00	County Library Taxes	
Planning, Housing & Development	27,225.00	Other Miscellaneous Tax Revenues		Local Municipal Purpose Taxes	.37 4,951,169.08
Human Resources	95,866.00	State Aid Revenues	212,890.34	Veteran & Senior Citizen Taxes	28,400.00
Elections		Federal Aid Revenues		Total Taxes for Rate Computation	.97 13,054,951.69
General Administration (other)	402,177.00	State and Local Fiscal Assistance Act Utilized		Special District Taxes	
JUDICIARY		Sale of Acquired Property		Bank Corp. Taxes	
Municipal Courts	74,424.00	Other Miscellaneous Revenues	377,066.35	Added and Omitted Taxes	6,402.82
PUBLIC SAFETY		Total	14,505,059.64	Total Taxes Levied - ABSTRACT	13,032,954.51
Fire Protection	169,043.60	Prior Years Surplus Appropriated	219,000.00	Total Taxes Billed	13,044,663.31
Police Protection	1,811,346.80	REVENUES TOTAL	14,724,059.64	1992 TAXES COLLECTED	12,405,303.82
Civil Defense & Disaster Control	600.00	Reserve For Uncollected Taxes	603,000.00	1992 Taxes Cancelled, Abated or Adjusted	144,592.51
Environmental Inspection & Control	79,688.40	CAPITAL OUTLAY TOTAL	593,943.99	Transfer to Tax Title Liens or Foreclosed	
Other Public Safety		Public Enterprises		Balance Outstanding Dec. 31, 1992	494,766.98
PUBLIC WORKS		Recreation—Culture		PRIOR YEARS TAXES OUTSTANDING	
Streets and Drainage	568,774.72	Public Works	412,219.26	Balance January 1, 1992	783,348.89
Sewers and Sewage Processing	756,088.00	Buildings and Grounds	181,724.73	Collected in 1992	649,542.81
Garbage and Trash Disposal	496,500.00	Library and Education		Cancelled, Abated or Adjusted 1992	133,806.08
Public Buildings and Grounds	60,483.00	Conservation		Transfers to Tax Title Liens or Foreclosed	
Other Public Works	98,044.09	All Other		Balance December 31, 1992	
HEALTH and WELFARE		CAPITAL DEBT AUTHORIZED, DECEMBER 31, 1992		TAX TITLE LIENS OUTSTANDING	
Health Services Except Environmental	40,347.00	ISSUED AND UNISSUED		Balance January 1, 1992	
Welfare—Public Assistance	3,150.00	School		Transfer From Taxes	
Hospital, Clinics, First Aid		Self-Liquidating		Redeemed in 1992	
Animal, Insect, & Rodent Control		Other	4,889,350	Cancelled, Abated or Adjusted (1992)	
Other Welfare Services		Total	4,889,350	Transfers to Foreclosed Property	
RECREATION and CONSERVATION		ISSUED AND OUTSTANDING		Balance December 31, 1992	
Beaches and Boardwalks		School		PROPERTY ACQUIRED BY DEED OR FORECLOSURE	
Parks, Playgrounds, Shade Trees	90,341.00	Self-Liquidating		Balance January 1, 1992	39,528.00
Land Reclamation & Conservation	50,889.34	Other	4,590,100.00	Transfers From Taxes or Liens	
Other Recreational Services	7,500.00	Total	4,590,100.00	Sale for Cash (1992)	
EDUCATION (excluding schools)		EQUALIZED VALUATION BASIS		Cancelled, Abated or Adjusted (1992)	
Libraries	86,808.79	FOR NET DEBT COMPUTATION	1,394,648,272	Balance December 31, 1992	39,528.00
Other Educational Services		REAL PROPERTY VALUATIONS		CURRENT FINANCES DECEMBER 31, 1992	
STATUTORY EXPENDITURES		Code Class # of Parcels % VAL'N		ASSETS	
Pensions & F. I. C. A.	82,817.00	1 Vacant Land 121 2.88	34,142,900.00	Cash Dec. 31, 1992	954,636.47
Employee Fringe Benefits	447,084.20	2 Residential 1834 56.46	668,224,600.00	Taxes Receivable	494,766.98
Other Statutory Expenditures	10,000.00	3 Farm		Tax Title Liens	
CETA And Other Public Employment Programs		4a Commercial 112 40.55	479,977,970.00	Foreclosed Property	39,528.00
MUNICIPAL FUNCTIONS TOTAL	5,629,570.94	4b Industrial 1 .05	559,500.00	Emergencies & Other Deferred Charges	
CAPITAL IMPROVEMENTS *MEMO*		4c Apartments 1 .05	624,800.00	State and Federal Aid Receivable	7,212.72
DEBT SERVICE		Total 2069	1,183,529,770.00	Other Receivables	5,141.45
Principal Payments	517,000.00	Land Area 1.80 Sq. Miles		Total	1,501,295.62
Interest Payments	265,099.71	Net Valuation Taxable-Municipal	1,185,296,408	LIABILITIES, RESERVES, AND SURPLUS	
DEFERRED CHARGES	300,000.00	Net Valuation Taxable-County	1,406,651,284	Cash Liabilities	533,285.47
SCHOOL, COUNTY, SPECIAL DISTRICT TAXES	8,075,382.61	State Equalized Valuation	1,329,337,889	Reserves for Receivables	539,436.43
RESERVE FOR UNCOLLECTED TAXES	603,000.00	State Equalization Ratio	89.15	Surplus Dec. 31, 1992	428,563.72
EXPENDITURES TOTAL	15,390,053.26			Total	1,501,295.62

Population 1980 976
 Population 1990 1,268
 S & P Rating
 Moody Rating

General Tax Rate Per \$100. 2.26
 State Equalized Tax Rate 2.41

ENGLISHTOWN BORO. - NOMMOUTH CO.

Form of Government:

Borough Council

Number of Members on Governing Body - 6

PER CAPITA:

Gross Debt 2,014.74
 Net Debt 1,018.18
 Debt Service 108.30
 Total Tax Levy 1,379.29
 Municipal Expenditures 787.73

PER CENT:

Gross Debt 3.96
 Net Debt 2.00
 Tax Levy Collected 83.14
 Tax Levy Cancelled, Abated or Adjusted

EXPENDITURES		REVENUES-REALIZED		1992 PROPERTY TAX	
GENERAL GOVERNMENT				STATE EQUALIZED TAX RATE	
Governing Body & Public Boards	7,900.00	1992 Property Taxes Collected	1,545,656.73	Local District School Taxes	.59 672,941.19
Municipal Clerk	28,525.00	1992 Payments in Lieu of Taxes		Regional & Consolidated School Tax	.32 216,461.49
Financial Administration	23,103.00	Delinquent Tax & Lien Collections	218,879.90	School Taxes in Municipal Budget	
Assessment of Taxes	6,290.00	Business Personalty Replacement Taxes	20,624.43	County Taxes	.45 * 307,815.06
Collection of Taxes	6,900.00	Taxes from Public Utilities	72,749.24	County Library Taxes	.02 11,649.71
Planning, Housing & Development	167,850.00	Other Miscellaneous Tax Revenues		Local Municipal Purpose Taxes	.63 425,686.01
Human Resources	4,250.00	State Aid Revenues	259,111.22	Veteran & Senior Citizen Taxes	6,550.00
Elections	2,200.00	Federal Aid Revenues		Total Taxes for Rate Computation	2.41 1,641,103.45
General Administration (other)	54,450.00	State and Local Fiscal Assistance Act Utilized		Special District Taxes	110,294.00
JUDICIARY	17,300.00	Sale of Acquired Property		Bank Corp. Taxes	
Municipal Courts		Other Miscellaneous Revenues	275,335.13	Added and Omitted Taxes	2,825.07
PUBLIC SAFETY		Total	2,391,356.70	Total Taxes Levied - ABSTRACT	1,747,672.52
Fire Protection	6,609.00	Prior Years Surplus Appropriated		Total Taxes Billed	1,753,623.06
Police Protection	91,039.34	REVENUES TOTAL	2,391,356.70	1992 TAXES COLLECTED	1,545,656.73
Civil Defense & Disaster Control	300.00	Reserve For Uncollected Taxes	226,593.76	1992 Taxes Cancelled, Abated or Adjusted	
Environmental Inspection & Control	20,100.00	CAPITAL OUTLAY TOTAL	8,647.28	Transfer to Tax Title Liens or Foreclosed	
Other Public Safety		Public Enterprises		Balance Outstanding Dec. 31, 1992	207,966.33
PUBLIC WORKS		Recreation-Culture		PRIOR YEARS TAXES OUTSTANDING	
Streets and Drainage	23,600.00	Public Works	2,578.28	Balance January 1, 1992	100,668.98
Sewers and Sewage Processing	14,150.00	Buildings and Grounds	6,069.00	Collected in 1992	96,104.65
Garbage and Trash Disposal	52,680.00	Library and Education		Cancelled, Abated or Adjusted 1992	
Public Buildings and Grounds	6,834.00	Conservation		Transfers to Tax Title Liens or Foreclosed	
Other Public Works	4,800.00	All Other		Balance December 31, 1992	4,564.33
HEALTH and WELFARE		CAPITAL DEBT AUTHORIZED, DECEMBER 31, 1992		TAX TITLE LIENS OUTSTANDING	
Health Services Except Environmental		ISSUED AND UNISSUED		Balance January 1, 1992	160,297.11
Welfare-Public Assistance	2,650.00	GROSS DEBT		Transfer From Taxes	
Hospital, Clinics, First Aid		School	302,547	Redeemed in 1992	122,775.25
Animal, Insect, & Rodent Control	1,400.00	Self-Liquidating	1,280,393	Cancelled, Abated or Adjusted (1992)	
Other Welfare Services		Other	971,750	Transfers to Foreclosed Property	
RECREATION and CONSERVATION		Total	2,554,690	Balance December 31, 1992	37,511.86
Beaches and Boardwalks		ISSUED AND OUTSTANDING		PROPERTY ACQUIRED BY DEED OR FORECLOSURE	
Parks, Playgrounds, Shade Trees		School	302,547.42	Balance January 1, 1992	100.00
Land Reclamation & Conservation	1,850.56	Self-Liquidating	1,280,393.33	Transfers From Taxes or Liens	
Other Recreational Services	1,000.00	Other	304,500.00	Sale for Cash (1992)	
EDUCATION (excluding schools)		Total	1,887,440.75	Cancelled, Abated or Adjusted (1992)	
Libraries		EQUALIZED VALUATION BASIS FOR NET DEBT COMPUTATION		Balance December 31, 1992	100.00
Other Educational Services		REAL PROPERTY VALUATIONS		CURRENT FINANCES DECEMBER 31, 1992	
STATUTORY EXPENDITURES		Code Class # of Parcels % VAL'N		ASSETS	
Pensions & F. I. C. A.	9,694.00	1 Vacant Land 42 6.89	4,731,717.00	Cash Dec. 31, 1992	713,608.17
Employee Fringe Benefits	67,607.02	2 Residential 401 69.54	47,788,000.00	Taxes Receivable	212,530.66
Other Statutory Expenditures		3 Farm 9 2.05	1,407,080.00	Tox Title Liens	37,511.86
CETA And Other Public Employment Programs		4a Commercial 33 15.55	10,687,629.00	Foreclosed Property	100.00
MUNICIPAL FUNCTIONS TOTAL	623,078.92	4b Industrial 5 4.89	3,357,450.00	Emergencies & Other Deferred Charges	2,100.00
CAPITAL IMPROVEMENTS *ME 10*	5,000.00	4c Apartments 2 1.09	746,300.00	State and Federal Aid Receivable	115,523.00
DEBT SERVICE		Total 492	68,718,175.00	Other Receivables	9,404.39
Principal Payments	110,000.00	Land Area .57 Sq. Miles		Total	1,090,778.07
Interest Payments	27,327.70	Net Valuation Taxable-Municipal	72,352,775	LIABILITIES, RESERVES, AND SURPLUS	
DEFERRED CHARGES	11,842.50	Net Valuation Taxable-County	69,835,504	Cash Liabilities	362,582.97
SCHOOL, COUNTY, SPECIAL DISTRICT TAXES	1,319,161.44	State Equalized Valuation	68,001,568	Reserves for Receivables	259,546.70
RESERVE FOR UNCOLLECTED TAXES	225,593.75	State Equalization Ratio	105.76	Surplus Dec. 31, 1992	468,648.20
EXPENDITURES TOTAL	2,313,009.32			Total	1,090,778.07

*Includes County Health Service Taxes, County Vocational School Taxes, or County Open Space Tax. See Table 13.

0736
 Population 1980 2,363
 Population 1990 2,139
 S & P Rating
 Moody Rating

General Tax Rate Per \$100. 7.70
 State Equalized Tax Rate 1.48

ESSEX FELLS TOWNSHIP - ESSEX COUNTY

Form of Government:
 Borough Council

Number of Members on Governing Body - 6

PER CAPITA:
 Gross Debt 55.10
 Net Debt 21.04
 Debt Service 155.50
 Total Tax Levy 2,536.65
 Municipal Expenditures 1,189.98

PER CENT:
 Gross Debt .03
 Net Debt .01
 Tax Levy Collected 96.86
 Tax Levy Cancelled, Abated or Adjusted .21

EXPENDITURES	REVENUES-REALIZED	1992 PROPERTY TAX
GENERAL GOVERNMENT		STATE EQUALIZED TAX RATE
Governing Body & Public Boards	1992 Property Taxes Collected 5,257,980.54	Local District School Taxes .30 1,101,988.04
Municipal Clerk	1992 Payments in Lieu of Taxes	Regional & Consolidated Schaal Tax .29 1,052,913.51
Financial Administration 49,335.00	Delinquent Tax & Lien Collections 69,005.40	School Taxes in Municipal Budget
Assessment of Taxes 8,563.00	Business Personality Replacement Taxes 6,006.24	County Taxes .62 2,254,553.83
Collection of Taxes 15,869.98	Taxes from Public Utilities 191,148.00	County Library Taxes
Planning, Housing & Development 8,750.00	Other Miscellaneous Tax Revenues	Local Municipal Purpose Taxes .27 995,699.00
Human Resources 56,126.00	State Aid Revenues 206,309.74	Veteran & Senior Citizen Taxes 6,600.00
Elections 906.92	Federal Aid Revenues	Total Taxes for Rate Computation 1.48 5,411,744.38
General Administration (other) 152,096.82	State and Local Fiscal Assistance Act Utilized 43.12	Special District Taxes
JUDICIARY	Sale of Acquired Property	Bank Corp. Taxes
Municipal Courts 52,247.00	Other Miscellaneous Revenues 466,002.06	Added and Omitted Taxes 20,756.06
PUBLIC SAFETY	Total 6,194,393.10	Total Taxes Levied - ABSTRACT 5,425,900.44
Fire Protection 20,370.00	Prior Years Surplus Appropriated 698,000.00	Total Taxes Billed 5,428,296.66
Police Protection 687,313.04	REVENUES TOTAL 6,892,393.10	1992 TAXES COLLECTED 5,257,880.54
Civil Defense & Disaster Control 100.00	Reserve For Uncollected Taxes 460,651.50	1992 Taxes Cancelled, Abated or Adjusted 11,195.80
Environmental Inspection & Control 9,528.00	CAPITAL OUTLAY TOTAL 185,133.78	Transfer to Tax Title Liens or Foreclosed
Other Public Safety	Public Enterprises 94,507.10	Balance Outstanding Dec. 31, 1992 159,220.32
PUBLIC WORKS	Recreation-Culture	PRIOR YEARS TAXES OUTSTANDING
Streets and Drainage 281,014.10	Public Works 52,347.77	Balance January 1, 1992 71,785.81
Sewers and Sewage Processing 256,797.00	Buildings and Grounds 38,278.91	Collected in 1992 69,005.40
Garbage and Trash Disposal	Library and Education	Cancelled, Abated or Adjusted 1992 2,000.70
Public Buildings and Grounds 32,422.11	Conservation	Transfers to Tax Title Liens or Foreclosed
Other Public Works	All Other	Balance December 31, 1992 779.71
HEALTH and WELFARE	CAPITAL DEBT AUTHORIZED, DECEMBER 31, 1992	TAX TITLE LIENS OUTSTANDING
Health Services Except Environmental	ISSUED AND UNISSUED	Balance January 1, 1992
Welfare-Public Assistance 6,313.00	School 74,996	Transfer From Taxes
Hospital, Clinics, First Aid	Self-Liquidating	Redeemed in 1992
Animal, Insect, & Rodent Control	Other 45,000	Cancelled, Abated or Adjusted (1992)
Other Welfare Services	Total 119,996	Transfers to Foreclosed Property
RECREATION and CONSERVATION	ISSUED AND OUTSTANDING	Balance December 31, 1992
Beaches and Boardwalks	School 74,996.90	PROPERTY ACQUIRED BY DEED OR
Parks, Playgrounds, Shade Trees	Self-Liquidating	FORECLOSURE
Land Reclamation & Conservation 17,243.00	Other	Balance January 1, 1992 1,900.00
Other Recreational Services 10,284.00	Total 74,996.90	Transfers From Taxes or Liens
EDUCATION (excluding schools)	EQUALIZED VALUATION BASIS	Sale for Cash (1992)
Libraries	FOR NET DEBT COMPUTATION 370,767.906	Cancelled, Abated or Adjusted (1992)
Other Educational Services	REAL PROPERTY VALUATIONS	Balance December 31, 1992 1,900.00
STATUTORY EXPENDITURES	Code Class # of Parcels % VAL'N	CURRENT FINANCES DECEMBER 31, 1992
Pensions & F. L. C. A. 74,729.89	1 Vacant Land 39 1.16	ASSETS
Employee Fringe Benefits	2 Residential 742 96.46	Cash Dec. 31, 1992 1,090,178.77
Other Statutory Expenditures	3 Farm	Taxes Receivable 160,000.03
CETA And Other Public Employment Programs	4a Commercial 5 2.38	Tax Title Liens
MUNICIPAL FUNCTIONS TOTAL 1,752,109.86	4b Industrial	Foreclosed Property 1,900.00
CAPITAL IMPROVEMENTS *MEMO* 90,500.00	4c Apartments	Emergencies & Other Deferred Charges
DEBT SERVICE	Total 786	State and Federal Aid Receivable 231,432.83
Principal Payments 315,000.00	Land Area 1.30 Sq. Miles	Other Receivables 4,869.55
Interest Payments 17,609.50	Net Valuation Taxable-Municipal 70,227.803	Total 1,538,381.18
DEFERRED CHARGES	Net Valuation Taxable-County 355,097.941	LIABILITIES, RESERVES, AND SURPLUS
SCHOOL COUNTY, SPECIAL DISTRICT TAXES 4,609,455.33	State Equalized Valuation 364,595.901	Cash Liabilities 644,107.05
RESERVE FOR UNCOLLECTED TAXES 460,651.50	State Equalization Ratio 19.24	Reserves for Receivables 166,769.59
EXPENDITURES TOTAL 6,956,824.24		Surplus Dec. 31, 1992 727,504.55

0139
 Population 1980 848
 Population 1990 1,404
 S & P Rating
 Moody Rating

General Tax Rate Per \$100. 1.54
 State Equalized Tax Rate 1.56

ESTELL MANOR CITY - ATLANTIC COUNTY
 Form of Government:
 Small Municipality Plan D (OMCL 50)
 Number of Members on Governing Body - 5

PER CAPITA:
 Grass Debt 1,424.50
 Net Debt 23.49
 Debt Service
 Total Tax Levy 985.07
 Municipal Expenditures 588.88

PER CENT.
 Grass Debt 2.49
 Net Debt .05
 Tax Levy Collected 97.05
 Tax Levy Cancelled, Abated or Adjusted 2.62

EXPENDITURES		REVENUES-REALIZED			1992 PROPERTY TAX	
GENERAL GOVERNMENT					STATE EQUALIZED TAX RATE	
Governing Body & Public Boards		1992 Property Taxes Collected	1,203,968.67	Local District Schaal Taxes	.94	828,400.00
Municipal Clerk		1992 Payments in Lieu of Taxes		Regional & Consolidated Schaal Tax		
Financial Administration	45,046.68	Delinquent Tax & Lien Collections	132,063.21	School Taxes in Municipal Budget		
Assessment of Taxes	13,600.00	Business Personality Replacement Taxes	7,679.48	County Taxes	.40	351,517.85
Collection of Taxes	45,741.00	Taxes from Public Utilities	144,009.00	County Library Taxes	.03	25,846.76
Planning, Housing & Development	16,500.00	Other Miscellaneous Tax Revenues		Local Municipal Purpose Taxes	.19	167,098.00
Human Resources	8,628.10	State Aid Revenues	118,117.41	Veteran & Senior Citizen Taxes		12,500.00
Elections		Federal Aid Revenues		Total Taxes far Rate Computation	1.56	1,385,362.61
General Administration (other)	145,526.47	State and Local Fiscal Assistance Act Utilized		Special District Taxes		
JUDICIARY		Sale of Acquired Property		Bank Corp. Taxes		
Municipal Courts	12,600.00	Other Miscellaneous Revenues	72,231.21	Added and Omitted Taxes		10,169.52
PUBLIC SAFETY		Total	1,678,068.98	Total Taxes Levied - ABSTRACT		1,383,032.13
Fire Protection	11,571.90	Prior Years Surplus Appropriated	300,000.00	Total Taxes Billed		1,383,099.68
Police Protection	11,100.00	REVENUES TOTAL	1,978,068.98	1992 TAXES COLLECTED		1,203,968.67
Civil Defense & Disaster Control	5,500.00	Reserve Far Uncollected Taxes	227,000.00	1992 Taxes Cancelled, Abated or Adjusted		36,286.94
Environmental Inspection & Control	1,800.00	CAPITAL OUTLAY TOTAL	50,560.80	Transfer to Tax Title Liens or Foreclosed		23,669.86
Other Public Safety				Balance Outstanding Dec. 31, 1992		119,174.21
PUBLIC WORKS				PRIOR YEARS TAXES OUTSTANDING		
Streets and Drainage	75,980.00	Public Enterprises		Balance January 1, 1992		110,861.93
Sewers and Sewage Processing		Recreation-Culture		Collected in 1992		97,653.61
Garbage and Trash Disposal	140,000.00	Public Works		Cancelled, Abated or Adjusted 1992		5,718.66
Public Buildings and Grounds	30,000.00	Buildings and Grounds	50,560.80	Transfers to Tax Title Liens or Foreclosed		5,139.68
Other Public Works	2,600.00	Library and Education		Balance December 31, 1992		2,349.98
HEALTH and WELFARE		Conservation		TAX TITLE LIENS OUTSTANDING		
Health Services Except Environmental	325.00	All Other		Balance January 1, 1992		214,017.57
Welfare-Public Assistance	1,450.00			Transfer From Taxes		30,073.45
Hospital, Clinics, First Aid		CAPITAL DEBT AUTHORIZED, DECEMBER 31, 1992		Redeemed in 1992		34,409.60
Animal, Insect, & Rodent Control	5,100.00	ISSUED AND UNISSUED		Cancelled, Abated or Adjusted (1992)		
Other Welfare Services		Schaal	1,960,000	Transfers to Foreclosed Property		36,327.57
RECREATION and CONSERVATION		Self-Liquidating		Balance December 31, 1992		173,353.85
Beaches and Boardwalks		Other	40,000	PROPERTY ACQUIRED BY DEED OR FORECLOSURE		
Parks, Playgrounds, Shade Trees	100.00	Total	2,000,000	Balance January 1, 1992		561,046.83
Land Reclamation & Conservation	140.13			Transfers From Taxes or Liens		36,327.57
Other Recreational Services	3,250.00	ISSUED AND OUTSTANDING		Sale for Cash (1992)		
EDUCATION (excluding schools)		School		Cancelled, Abated or Adjusted (1992)		
Libraries		Self-Liquidating		Balance December 31, 1992		597,374.40
Other Educational Services		Other	40,000.00	CURRENT FINANCES DECEMBER 31, 1992		
STATUTORY EXPENDITURES		Total	40,000.00	ASSETS		
Pensions & F. L. C. A.	23,500.00	EQUALIZED VALUATION BASIS FOR NET DEBT COMPUTATION		Cash Dec. 31, 1992		788,999.83
Employee Fringe Benefits		REAL PROPERTY VALUATIONS		Taxes Receivable		121,524.19
Other Statutory Expenditures	228.00	Code Class # of Parcels % VAL'N ASSESSED VALUATION		Tax Title Liens		173,353.85
CETA And Other Public Employment Programs		1 Vacant Land 1481 31.33 29,157,575.00		Foreclosed Property		597,374.40
MUNICIPAL FUNCTIONS TOTAL	598,287.28	2 Residential 573 57.54 50,902,900.00		Emergencies & Other Deferred Charges		
CAPITAL IMPROVEMENTS *MEMO*	5,000.00	3 Farm 60 4.82 4,266,100.00		State and Federal Aid Receivable		
DEBT SERVICE		4a Commercial 11 3.63 3,207,500.00		Other Receivables		26,000.39
Principal Payments		4b Industrial 5 1.10 973,100.00		Total		1,707,252.66
Interest Payments		4c Apartments 2 1.09 963,300.00		LIABILITIES, RESERVES, AND SURPLUS		
DEFERRED CHARGES	1,500.00	Total 2132 88,470,475.00		Cash Liabilities		342,319.87
SCHOOL, COUNTY, SPECIAL DISTRICT TAXES	1,205,764.61	Land Area 53.75 Sq. Miles		Reserves far Receivables		918,252.83
RESERVE FOR UNCOLLECTED TAXES	227,000.00	Net Valuation Taxable-Municipal	89,267,215	Surplus Dec. 31, 1992		446,679.96
EXPENDITURES TOTAL	2,032,551.89	Net Valuation Taxable-County	77,823,162	Total		1,707,252.66
		State Equalized Valuation	88,166,358			
		State Equalization Ratio	101.26			

Population 1980 21,503
 Population 1990 35,309
 S & P Rating AAA
 Moody Rating AAA

General Tax Rate Per \$100. 1.93
 State Equalized Tax Rate 1.89

EVESHAM TOWNSHIP - BURLINGTON CO.
 Form of Government:
Council-Manager Plan B (OMCL 50)
 Number of Members on Governing Body - 5

PER CAPITA: PER CENT:
 Gross Debt 1,525.13 Gross Debt 2.73
 Net Debt 1,012.58 Net Debt 1.79
 Debt Service 47.91 Tax Levy Collected 96.84
 Total Tax Levy 1,189.50 Tax Levy Cancelled, Abated or Adjusted .26
 Municipal Expenditures 375.43

EXPENDITURES		REVENUES-REALIZED		1992 PROPERTY TAX	
GENERAL GOVERNMENT		REVENUES-REALIZED		STATE EQUALIZED TAX RATE	
Governing Body & Public Boards	34,405.00	1992 Property Taxes Collected	40,691,435.12	Local District School Taxes	.79 16,533,512.04
Municipal Clerk	203,033.00	1992 Payments in Lieu of Taxes		Regional & Consolidated School Tax	.30 6,247,748.17
Financial Administration	187,040.03	Delinquent Tax & Lien Collections	1,154,919.88	School Taxes in Municipal Budget	
Assessment of Taxes	163,009.00	Business Personalty Replacement Taxes	100,223.12	County Taxes	.54 11,381,317.78
Collection of Taxes	121,511.00	Taxes from Public Utilities	2,122,230.80	County Library Taxes	.03 694,891.02
Planning, Housing & Development	159,561.00	Other Miscellaneous Tax Revenues		Local Municipal Purpose Taxes	.23 4,872,200.00
Human Resources	135,973.13	State Aid Revenues	1,278,435.17	Veteran & Senior Citizen Taxes	
Elections		Federal Aid Revenues		Total Taxes for Rate Computation	1.89 39,868,769.01
General Administration (other)	1,732,428.67	State and Local Fiscal Assistance Act Utilized		Special District Taxes	
JUDICIARY		Sale of Acquired Property		Bank Corp. Taxes	
Municipal Courts	138,952.22	Other Miscellaneous Revenues	1,794,563.99	Added and Omitted Taxes	638,438.84
PUBLIC SAFETY		Total	47,141,808.03	Total Taxes Levied - ABSTRACT	42,000,107.85
Fire Protection		Prior Years Surplus Appropriated	2,779,260.00	Total Taxes Billed	42,019,239.15
Police Protection	2,453,516.00	REVENUES TOTAL	49,921,068.08	1992 TAXES COLLECTED	40,691,435.12
Civil Defense & Disaster Control	400.00	Reserve For Uncollected Taxes	1,969,887.16	1992 Taxes Cancelled, Abated or Adjusted	107,629.03
Environmental Inspection & Control	279,239.00	CAPITAL OUTLAY TOTAL	2,223,255.25	Transfer to Tax Title Liens or Foreclosed	25,971.65
Other Public Safety		Public Enterprises	210,115.01	Balance Outstanding Dec. 31, 1992	1,194,203.35
PUBLIC WORKS		Recreation-Culture	1,242,899.13	PRIOR YEARS TAXES OUTSTANDING	
Streets and Drainage	833,766.00	Public Works	612,708.48	Balance January 1, 1992	1,407,239.30
Sewers and Sewage Processing	655,295.52	Buildings and Grounds	122,664.63	Collected in 1992	1,154,827.98
Garbage and Trash Disposal	1,062,410.00	Library and Education	34,868.00	Cancelled, Abated or Adjusted 1992	
Public Buildings and Grounds	59,520.00	Conservation		Transfers to Tax Title Liens or Foreclosed	207.30
Other Public Works		All Other		Balance December 31, 1992	252,204.02
HEALTH and WELFARE		CAPITAL DEBT AUTHORIZED, DECEMBER 31, 1992		TAX TITLE LIENS OUTSTANDING	
Health Services Except Environmental	22,473.00	ISSUED AND UNISSUED		Balance January 1, 1992	78,181.57
Welfare-Public Assistance	5,216.00	School	16,669,417	Transfer From Taxes	26,270.93
Hospital, Clinics, First Aid		Self-Liquidating	786,204	Redeemed in 1992	91.90
Animal, Insect, & Rodent Control		Other	36,395,137	Cancelled, Abated or Adjusted (1992)	
Other Welfare Services		Total	53,850,758	Transfers to Foreclosed Property	
RECREATION and CONSERVATION		ISSUED AND OUTSTANDING		Balance December 31, 1992	104,360.60
Beaches and Boardwalks		School	16,669,417.09	PROPERTY ACQUIRED BY DEED OR FORECLOSURE	
Parks, Playgrounds, Shade Trees	176,702.00	Self-Liquidating	12,933,900.00	Balance January 1, 1992	283,780.82
Land Reclamation & Conservation		Other	29,603,317.09	Transfers From Taxes or Liens	
Other Recreational Services	229,217.00	Total	29,603,317.09	Sale for Cash (1992)	
EDUCATION (excluding schools)		EQUALIZED VALUATION BASIS FOR NET DEBT COMPUTATION	1,995,671,709	Cancelled, Abated or Adjusted (1992)	
Libraries	93,235.00	REAL PROPERTY VALUATIONS		Balance December 31, 1992	283,780.82
Other Educational Services	55,370.00	Code Class # of Parcels % VALN ASSESSED VALUATION		CURRENT FINANCES DECEMBER 31, 1992	
STATUTORY EXPENDITURES		1 Vacant Land 1775 4.44 90,339,700.00		ASSETS	
Pensions & F. L. C. A.	696,393.00	2 Residential 11252 73.44 1,492,902,200.00		Cash Dec. 31, 1992	10,104,488.19
Employee Fringe Benefits		3 Farm 195 .47 9,596,800.00		Taxes Receivable	1,446,407.37
Other Statutory Expenditures		4a Commercial 398 16.31 331,564,600.00		Tax Title Liens	104,360.60
CETA And Other Public Employment Programs		4b Industrial 23 1.91 38,799,300.00		Foreclosed Property	283,780.82
MUNICIPAL FUNCTIONS TOTAL	9,498,685.57	4c Apartments 13 3.43 69,692,900.00		Emergencies & Other Deferred Charges	105,380.00
CAPITAL IMPROVEMENTS *MEMO*	100,000.00	Total 13662 2,032,895,500.00		State and Federal Aid Receivable	140,049.13
DEBT SERVICE		Land Area 29.65 Sq. Miles		Other Receivables	123,852.93
Principal Payments	1,044,000.00	Net Valuation Taxable-Municipal	2,056,699,793	Total	12,308,319.04
Interest Payments	647,814.25	Net Valuation Taxable-County	2,075,567,344	LIABILITIES, RESERVES, AND SURPLUS	
DEFERRED CHARGES	95,770.00	State Equalized Valuation	2,096,495,463	Cash Liabilities	5,988,102.52
SCHOOL, COUNTY, SPECIAL DISTRICT TAXES	36,489,469.01	State Equalization Ratio	98.08	Reserves for Receivables	1,953,401.72
RESERVE FOR UNCOLLECTED TAXES	1,969,837.16			Surplus Dec. 31, 1992	4,361,314.80
EXPENDITURES TOTAL	49,745,645.99			Total	12,308,319.04

1102

Population 1980 34,842
 Population 1990 34,185
 S & P Rating
 Moody Rating AAA

General Tax Rate Per \$100. 16.87
 State Equalized Tax Rate 2.15

EWING TOWNSHIP - MERCER COUNTY
 Form of Government:
Township Committee
 Number of Members on Governing Body - 5

PER CAPITA:
 Gross Debt 1,349.82
 Net Debt 715.50
 Debt Service 82.81
 Total Tax Levy 1,184.09
 Municipal Expenditures 2,351.51

PER CENT:
 Gross Debt 2.54
 Net Debt 1.35
 Tax Levy Collected 95.92
 Tax Levy Cancelled, Abated or Adjusted .33

EXPENDITURES		REVENUES-REALIZED		1992 PROPERTY TAX	
GENERAL GOVERNMENT				STATE EQUALIZED TAX RATE	
Governing Body & Public Boards		1992 Property Taxes Collected	37,690,352.50	Local District School Taxes	1.29 23,968,854.00
Municipal Clerk		1992 Payments in Lieu of Taxes	296,864.00	Regional & Consolidated School Tax	
Financial Administration	129,637.00	Delinquent Tax & Lien Collections	1,254,605.88	School Taxes in Municipal Budget	
Assessment of Taxes	111,348.59	Business Personality Replacement Taxes	1,268,157.60	County Taxes	.51 * 9,562,218.51
Collection of Taxes	171,097.00	Taxes from Public Utilities	2,171,753.00	County Library Taxes	.05 917,900.03
Planning, Housing & Development	24,600.00	Other Miscellaneous Tax Revenues	1,120,298.63	Local Municipal Purpose Taxes	.30 5,572,209.13
Human Resources	2,500.00	State Aid Revenues	5,156,164.63	Veteran & Senior Citizen Taxes	331,500.00
Elections	3,000.00	Federal Aid Revenues		Total Taxes for Rate Computation	2.15 40,352,681.67
General Administration (other)	1,211,840.00	Federal Aid Revenues		Special District Taxes	186,665.94
JUDICIARY		State and Local Fiscal Assistance Act Utilized		Bank Corp. Taxes	
Municipal Courts	257,974.00	State and Local Fiscal Assistance Act Utilized		Added and Omitted Taxes	270,106.40
PUBLIC SAFETY		Sale of Acquired Property		Total Taxes Levied - ABSTRACT	40,477,954.01
Fire Protection	793,776.24	Other Miscellaneous Revenues	6,341,918.96	Total Taxes Billed	39,295,205.87
Police Protection	3,999,726.51	Total	55,300,115.20	1992 TAXES COLLECTED	37,690,352.50
Civil Defense & Disaster Control	4,769.00	Prior Years Surplus Appropriated	2,125,000.00	1992 Taxes Cancelled, Abated or Adjusted	130,664.48
Environmental Inspection & Control		REVENUES TOTAL	57,425,115.20	Transfer to Tax Title Liens or Foreclosed	148,883.44
Other Public Safety		Reserve For Uncollected Taxes	1,904,881.56	Balance Outstanding Dec. 31, 1992	1,325,305.45
PUBLIC WORKS		CAPITAL OUTLAY	TOTAL	PRIOR YEARS TAXES OUTSTANDING	
Streets and Drainage	1,526,570.44	Public Enterprises		Balance January 1, 1992	1,563,859.92
Sewers and Sewage Processing	4,203,404.89	Recreation-Culture	437,710.00	Collected in 1992	1,187,608.24
Garbage and Trash Disposal	697,050.22	Public Works	469,922.00	Cancelled, Abated or Adjusted 1992	5,980.14
Public Buildings and Grounds	283,000.00	Buildings and Grounds	1,327,068.00	Transfers to Tax Title Liens or Foreclosed	168,710.10
Other Public Works	1,950,000.00	Library and Education		Balance December 31, 1992	201,561.44
HEALTH and WELFARE		Conservation		TAX TITLE LIENS OUTSTANDING	
Health Services Except Environmental	196,913.00	All Other		Balance January 1, 1992	68,619.81
Welfare-Public Assistance	43,387.48	CAPITAL DEBT AUTHORIZED, DECEMBER 31, 1992		Transfer From Taxes	343,309.22
Hospital, Clinics, First Aid		ISSUED AND UNISSUED	GROSS DEBT	Redeemed in 1992	66,997.64
Animal, Insect, & Rodent Control	41,108.78	School	21,650,000	Cancelled, Abated or Adjusted (1992)	5,517.01
Other Welfare Services		Self-Liquidating		Transfers to Foreclosed Property	
RECREATION and CONSERVATION		Other	24,493,708	Balance December 31, 1992	339,414.38
Beaches and Boardwalks		Total	46,143,708	PROPERTY ACQUIRED BY DEED OR FORECLOSURE	
Parks, Playgrounds, Shade Trees	887,764.00	ISSUED AND OUTSTANDING		Balance January 1, 1992	50,822.00
Land Reclamation & Conservation	95,454.30	School	21,650,000.00	Transfers From Taxes or Liens	
Other Recreational Services	209,289.00	Self-Liquidating		Sale for Cash (1992)	
EDUCATION (excluding schools)		Other	22,921,158.00	Cancelled, Abated or Adjusted (1992)	
Libraries		Total	44,571,158.00	Balance December 31, 1992	50,822.00
Other Educational Services	3,200.00	EQUALIZED VALUATION BASIS		CURRENT FINANCES DECEMBER 31, 1992	
STATUTORY EXPENDITURES		FOR NET DEBT COMPUTATION	1,819,979.531	ASSETS	
Pensions & F. I. C. A.	1,036,601.55	REAL PROPERTY VALUATIONS		Cash Dec. 31, 1992	5,376,560.53
Employee Fringe Benefits	1,328,015.00	Code Class # of Parcels % VAL'N	ASSESSED VALUATION	Taxes Receivable	1,526,866.89
Other Statutory Expenditures		1 Vacant Land 1006 1.34	3,139,710.00	Tax Title Liens	339,414.38
CETA And Other Public Employment Programs		2 Residential 9862 65.85	153,921,678.00	Foreclosed Property	50,822.00
MUNICIPAL FUNCTIONS TOTAL	19,212,027.00	3 Farm 14 .07	163,150.00	Emergencies & Other Deferred Charges	1,061,590.02
CAPITAL IMPROVEMENTS *MEMO*		4a Commercial 508 24.90	58,197,110.00	State and Federal Aid Receivable	263,456.16
DEBT SERVICE		4b Industrial 31 3.41	7,976,580.00	Other Receivables	390,981.61
Principal Payments	1,600,264.96	4c Apartments 16 4.43	10,352,570.00	Total	9,009,691.59
Interest Payments	1,230,454.33	Total	233,750,798.00	LIABILITIES, RESERVES, AND SURPLUS	
DEFERRED CHARGES	170,856.02	Land Area 15.13 Sq. Miles		Cash Liabilities	4,133,084.03
SCHOOL COUNTY, SPECIAL DISTRICT TAXES	34,635,638.48	Net Valuation Taxable-Municipal	237,242,808	Reserves for Receivables	2,302,513.30
RESERVE FOR UNCOLLECTED TAXES	1,904,881.56	Net Valuation Taxable-County	1,902,616,078	Surplus Dec. 31, 1992	2,574,094.26
EXPENDITURES TOTAL	58,754,132.40	State Equalized Valuation	1,834,008,196	Total	9,009,691.59
		State Equalization Ratio	12.77		

*Includes County Health Service Taxes, County Vocational School Taxes, or County Open Space Tax. See Table 13.

1313

Population 1980 5,679
 Population 1990 5,270
 S & P Rating
 Moody Rating A

General Tax Rate Per \$100. 3.11
 State Equalized Tax Rate 2.08

FAIR HAVEN BOROUGH - MONMOUTH CO.

Form of Government:

Borough Council

Number of Members on Governing Body - 6

PER CAPITA:

Gross Debt 586.22
 Net Debt 541.46
 Debt Service 103.78
 Total Tax Levy 1,891.71
 Municipal Expenditures 747.78

PER CENT:

Gross Debt .64
 Net Debt .59
 Tax Levy Collected 97.70
 Tax Levy Cancelled, Aboted or Adjusted

EXPENDITURES		REVENUES-REALIZED		1992 PROPERTY TAX	
GENERAL GOVERNMENT				STATE EQUALIZED TAX RATE	
Governing Body & Public Boards		1992 Property Taxes Collected	9,740,508.55	Local District School Taxes	.82 3,889,937.00
Municipal Clerk		1992 Payments in Lieu of Taxes		Regional & Consolidated School Tax	.37 1,769,181.17
Financial Administration	32,650.00	Delinquent Tax & Lien Collections	253,008.24	School Taxes in Municipal Budget	
Assessment of Taxes	113,852.00	Business Personality Replacement Taxes	24,922.36	County Taxes	.45 * 2,121,967.93
Collection of Taxes	83,293.00	Taxes from Public Utilities	366,006.00	County Library Taxes	.02 81,601.14
Planning, Housing & Development	7,350.00	Other Miscellaneous Tax Revenues		Local Municipal Purpose Taxes	.43 2,038,664.57
Human Resources	77,061.00	State Aid Revenues	565,453.54	Veteran & Senior Citizen Taxes	34,200.00
Elections		Federal Aid Revenues		Total Taxes for Rate Computation	2.09 9,935,551.71
General Administration (other)	639,037.95	State and Local Fiscal Assistance Act Utilized		Special District Taxes	
JUDICIARY		Sale of Acquired Property		Bank Corp. Taxes	
Municipal Courts	17,959.04	Other Miscellaneous Revenues	280,829.98	Added and Omitted Taxes	67,977.35
PUBLIC SAFETY		Total	11,230,728.67	Total Taxes Levied - ABSTRACT	9,969,329.06
Fire Protection	72,243.10	Prior Years Surplus Appropriated	522,700.00	Total Taxes Billed	9,969,329.06
Police Protection	645,922.83	REVENUES TOTAL	11,753,428.67	1992 TAXES COLLECTED	9,740,508.55
Civil Defense & Disaster Control		Reserve For Uncollected Taxes	399,708.00	1992 Taxes Cancelled, Abated or Adjusted	
Environmental Inspection & Control	40,079.00	CAPITAL OUTLAY TOTAL	149,050.75	Transfer to Tax Title Liens or Foreclosed	
Other Public Safety		Public Enterprises		Balance Outstanding Dec. 31, 1992	228,820.51
PUBLIC WORKS		Recreation-Culture	5,211.17	PRIOR YEARS TAXES OUTSTANDING	
Streets and Drainage	395,792.95	Public Works	95,075.98	Balance January 1, 1992	265,912.93
Sewers and Sewage Processing	117,092.00	Buildings and Grounds	48,763.70	Collected in 1992	253,008.24
Garbage and Trash Disposal	331,577.18	Library and Education		Cancelled, Abated or Adjusted 1992	
Public Buildings and Grounds	25,700.00	Conservation		Transfers to Tax Title Liens or Foreclosed	
Other Public Works	95,500.00	All Other		Balance December 31, 1992	12,904.69
HEALTH and WELFARE		CAPITAL DEBT AUTHORIZED, DECEMBER 31, 1992		TAX TITLE LIENS OUTSTANDING	
Health Services Except Environmental	14,600.00	ISSUED AND UNISSUED		Balance January 1, 1992	7,561.56
Welfare-Public Assistance	1,674.00	School	235,883	Transfer From Taxes	
Hospital, Clinics, First Aid		Self-Liquidating		Redeemed in 1992	
Animal, Insect, & Rodent Control		Other	2,853,475	Cancelled, Abated or Adjusted (1992)	
Other Welfare Services		Total	3,089,358	Transfers to Foreclosed Property	
RECREATION and CONSERVATION		ISSUED AND OUTSTANDING		Balance December 31, 1992	7,561.56
Beaches and Boardwalks		School		PROPERTY ACQUIRED BY DEED OR FORECLOSURE	
Parks, Playgrounds, Shade Trees	72,775.00	Self-Liquidating		Balance January 1, 1992	11,200.00
Land Reclamation & Conservation		Other		Transfers From Taxes or Liens	
Other Recreational Services	30,887.00	Total	3,088,883.46	Sale for Cash (1992)	
EDUCATION (excluding schools)		EQUALIZED VALUATION BASIS FOR NET DEBT COMPUTATION	484,457,820	Cancelled, Abated or Adjusted (1992)	
Libraries	53,900.00	REAL PROPERTY VALUATIONS		Balance December 31, 1992	11,200.00
Other Educational Services		Code Class # of Parcels % VAL'N ASSESSED VALUATION		CURRENT FINANCES DECEMBER 31, 1992	
STATUTORY EXPENDITURES		1 Vacant Land 101 2.09 5,645,400.00		ASSETS	
Pensions & F. L. C. A.	79,579.00	2 Residential 1922 92.56 294,454,800.00		Cash Dec. 31, 1992	1,580,444.17
Employee Fringe Benefits		3 Farm 62 5.35 17,019,800.00		Taxes Receivable	241,725.20
Other Statutory Expenditures	5,000.00	4a Commercial 4b Industrial 4c Apartments		Tax Title Liens	7,561.56
CETA And Other Public Employment Programs		Total 2085 319,119,000.00		Foreclosed Property	11,200.00
MUNICIPAL FUNCTIONS TOTAL	2,960,294.95	Land Area 1.55 Sq. Miles		Emergencies & Other Deferred Charges	120,432.75
CAPITAL IMPROVEMENTS *MEMO*		Net Valuation Taxable-Municipal	318,509,318	State and Federal Aid Receivable	
DEBT SERVICE		Net Valuation Taxable-County	487,226,540	Other Receivables	16,374.70
Principal Payments	365,000.00	State Equalized Valuation	475,833,451	Total	1,977,738.38
Interest Payments	203,249.00	State Equalization Ratio	66.91	LIABILITIES, RESERVES, AND SURPLUS	
DEFERRED CHARGES				Cash Liabilities	782,495.89
SCHOOL, COUNTY, SPECIAL DISTRICT TAXES	7,862,687.14			Reserves for Receivables	276,861.46
RESERVE FOR UNCOLLECTED TAXES	399,703.00			Surplus Dec. 31, 1992	918,380.04
EXPENDITURES TOTAL	11,814,039.07			Total	1,977,738.39

0217

Population 1980 32,229
 Population 1990 30,543
 S & P Rating
 Moody Rating A1

General Tax Rate Per \$100. 2.08
 State Equalized Tax Rate 1.97

FAIR LAWN BOROUGH - BERGEN COUNTY
 Form of Government:
Council-Manager Plan E (OMCL 50)
 Number of Members on Governing Body - 5

PER CAPITA:
 Gross Debt 652.30
 Net Debt 631.95
 Debt Service 40.29
 Total Tax Levy 1,625.81
 Municipal Expenditures 714.07

PER CENT:
 Gross Debt .78
 Net Debt .76
 Tax Levy Collected 98.31
 Tax Levy Cancelled, Abated or Adjusted .29

EXPENDITURES	REVENUES-REALIZED	1992 PROPERTY TAX	
		STATE EQUALIZED TAX RATE	
GENERAL GOVERNMENT		Local District School Taxes	1.20 30,156,268.50
Governing Body & Public Boards		Regional & Consolidated School Tax	
Municipal Clerk		School Taxes in Municipal Budget	
Financial Administration	263,043.85	County Taxes	.27 6,803,013.85
Assessment of Taxes	177,600.00	County Library Taxes	
Collection of Taxes	134,200.00	Local Municipal Purpose Taxes	.50 12,646,031.76
Planning, Housing & Development	47,900.00	Veteran & Senior Citizen Taxes	433,800.00
Human Resources	208,608.25	Total Taxes for Rate Computation	1.97 50,039,114.11
Elections		Special District Taxes	
General Administration (other)	981,021.73	Bank Corp. Taxes	
JUDICIARY		Added and Omitted Taxes	59,914.91
Municipal Courts	291,834.12	Total Taxes Levied - ABSTRACT	49,665,229.02
PUBLIC SAFETY		Total Taxes Billed	49,824,367.16
Fire Protection	302,492.90	1992 TAXES COLLECTED	48,982,860.06
Police Protection	3,511,827.40	1992 Taxes Cancelled, Abated or Adjusted	142,705.85
Civil Defense & Disaster Control	37,800.00	Transfer to Tax Title Liens or Foreclosed	8,602.88
Environmental Inspection & Control	322,700.00	Balance Outstanding Dec. 31, 1992	690,198.37
Other Public Safety		PRIOR YEARS TAXES OUTSTANDING	
PUBLIC WORKS		Balance January 1, 1992	887,328.07
Streets and Drainage	638,000.00	Collected in 1992	718,176.77
Sewers and Sewage Processing	2,317,871.61	Cancelled, Abated or Adjusted 1992	158,032.88
Gorbage and Trash Disposal	2,660,971.00	Transfers to Tax Title Liens or Foreclosed	
Public Buildings and Grounds	492,800.00	Balance December 31, 1992	11,118.42
Other Public Works		TAX TITLE LIENS OUTSTANDING	
HEALTH and WELFARE		Balance January 1, 1992	53,910.60
Health Services Except Environmental	423,229.60	Transfer From Taxes	12,109.44
Welfare-Public Assistance	155,600.00	Redeemed in 1992	17,111.99
Hospital, Clinics, First Aid		Cancelled, Abated or Adjusted (1992)	
Animal, Insect, & Rodent Control		Transfers to Foreclosed Property	
Other Welfare Services	3,700.00	Balance December 31, 1992	48,908.05
RECREATION and CONSERVATION		PROPERTY ACQUIRED BY DEED OR FORECLOSURE	
Beaches and Boardwalks		Balance January 1, 1992	85,910.00
Parks, Playgrounds, Shade Trees	748,500.00	Transfers From Taxes or Liens	
Land Reclamation & Conservation	265,559.99	Sale for Cash (1992)	
Other Recreational Services	548,100.00	Cancelled, Abated or Adjusted (1992)	
EDUCATION (excluding schools)		Balance December 31, 1992	85,910.00
Libraries	1,198,785.00	CURRENT FINANCES DECEMBER 31, 1992	
Other Educational Services	6,500.00	ASSETS	
STATUTORY EXPENDITURES		Cash Dec. 31, 1992	7,331,049.23
Pensions & F. L. C. A.	1,145,063.82	Taxes Receivable	701,316.79
Employee Fringe Benefits	1,461,000.00	Tax Title Liens	48,908.05
Other Statutory Expenditures		Fareclosed Property	95,910.00
CETA And Other Public Employment Programs		Emergencies & Other Deferred Charges	31,400.00
MUNICIPAL FUNCTIONS		State and Federal Aid Receivable	7,919.87
CAPITAL IMPROVEMENTS *MEMO*	18,344,714.27	Other Receivables	59,507.15
DEBT SERVICE		Total	8,266,011.09
Principal Payments	600,000.00	LIABILITIES, RESERVES, AND SURPLUS	
Interest Payments	630,702.30	Cash Liabilities	3,191,451.29
DEFERRED CHARGES		Reserves for Receivables	395,641.99
SCHOOL, COUNTY, SPECIAL DISTRICT TAXES	70,392.80	Surplus Dec. 31, 1992	4,178,917.81
RESERVE FOR UNCOLLECTED TAXES	36,959,282.35	Total	3,266,011.09
EXPENDITURES TOTAL	58,772,665.12		

0605

Population 1980 5,693
 Population 1990 5,699
 S & P Rating AAA
 Moody Rating AA

General Tax Rate Per \$100. 2.89
 State Equalized Tax Rate 2.29

FAIRFIELD TOWNSHIP - CUMBERLAND CO.
 Form of Government:
 Township Committee
 Number of Members on Governing Body - 3

PER CAPITA: PER CENT:
 Gross Debt 199.78 Gross Debt 1.04
 Net Debt 13.60 Net Debt .10
 Debt Service .56 Tax Levy Collected 32.69
 Total Tax Levy 484.93 Tax Levy Cancelled, Abated
 Municipal Expenditures 315.59 or Adjusted .09

EXPENDITURES		REVENUES-REALIZED		1992 PROPERTY TAX	
GENERAL GOVERNMENT		1992 Property Taxes Collected 2,291,924.81		STATE EQUALIZED TAX RATE	
Governing Body & Public Boards		1992 Payments in Lieu of Taxes	5,094.00	Local District School Taxes	.39 1,072,244.00
Municipal Clerk		Delinquent Tax & Lien Collections	326,169.86	Regional & Consolidated School Tax	.33 396,619.59
Financial Administration	58,800.00	Business Personalty Replacement Taxes	20,645.12	School Taxes in Municipal Budget	
Assessment of Taxes	20,415.00	Taxes from Public Utilities	259,674.25	County Taxes	.95 * 1,135,054.23
Collection of Taxes	33,750.00	Other Miscellaneous Tax Revenues		County Library Taxes	
Planning, Housing & Development	18,170.00	State Aid Revenues	374,983.20	Local Municipal Purpose Taxes	.11 133,699.41
Human Resources	7,607.00	Federal Aid Revenues		Veteran & Senior Citizen Taxes	61,050.00
Elections	3,800.00	State and Local Fiscal Assistance Act Utilized		Total Taxes for Rate Computation	2.29 2,798,667.23
General Administration (other)	328,995.00	Sale of Acquired Property		Special District Taxes	
JUDICIARY		Other Miscellaneous Revenues	339,223.99	Bank Corp. Taxes	
Municipal Courts	49,908.40	Prior Years Surplus Appropriated	305,903.43	Added and Omitted Taxes	25,404.39
PUBLIC SAFETY		REVENUES TOTAL	3,923,618.66	Total Taxes Levied - ABSTRACT	2,763,021.62
Fire Protection	65,992.00	Reserve For Uncollected Taxes	364,265.89	Total Taxes Billed	2,771,694.34
Police Protection	186,047.08	CAPITAL OUTLAY TOTAL	61,608.64	1992 TAXES COLLECTED	2,291,924.81
Civil Defense & Disaster Control	2,625.00	Public Enterprises		1992 Taxes Cancelled, Abated or Adjusted	2,137.35
Environmental Inspection & Control	31,555.00	Recreation-Culture		Transfer to Tax Title Liens or Foreclosed	18,859.16
Other Public Safety		Public Works		PRIOR YEARS TAXES OUTSTANDING	
PUBLIC WORKS		Buildings and Grounds	61,608.64	Balance January 1, 1992	317,836.00
Streets and Drainage	188,010.96	Library and Education		Collected in 1992	297,482.10
Sewers and Sewage Processing	30,000.00	Conservation		Cancelled, Abated or Adjusted 1992	789.32
Garbage and Trash Disposal	147,650.00	All Other		Transfers to Tax Title Liens or Foreclosed	
Public Buildings and Grounds	34,350.00	CAPITAL DEBT AUTHORIZED, DECEMBER 31, 1992		Balance December 31, 1992	19,564.58
Other Public Works	13,000.00	ISSUED AND UNISSUED		TAX TITLE LIENS OUTSTANDING	
HEALTH and WELFARE		School	1,032,574	Balance January 1, 1992	84,603.66
Health Services Except Environmental		Self-Liquidating		Transfer From Taxes	18,859.16
Welfare-Public Assistance	23,675.00	Other	106,000	Redeemed in 1992	28,687.76
Hospital, Clinics, First Aid		Total	1,138,574	Cancelled, Abated or Adjusted (1992)	749.23
Animal, Insect, & Rodent Control	7,475.00	ISSUED AND OUTSTANDING		Transfers to Foreclosed Property	
Other Welfare Services		School	1,032,574.20	Balance December 31, 1992	74,025.83
RECREATION and CONSERVATION		Self-Liquidating		PROPERTY ACQUIRED BY DEED OR	
Beaches and Boardwalks		Other		FORECLOSURE	
Parks, Playgrounds, Shade Trees	3,465.00	Total	1,032,574.20	Balance January 1, 1992	55,700.00
Land Reclamation & Conservation	3,500.00	EQUALIZED VALUATION BASIS		Transfers From Taxes or Liens	
Other Recreational Services		FOR NET DEBT COMPUTATION	109,893,582	Sale for Cash (1992)	
EDUCATION (excluding schools)		REAL PROPERTY VALUATIONS		Cancelled, Abated or Adjusted (1992)	
Libraries		Code Class # of Parcels % VAL'N ASSESSED VALUATION		Balance December 31, 1992	55,700.00
Other Educational Services		1 Vacant Land 874 7.54 7,089,800.00		CURRENT FINANCES DECEMBER 31, 1992	
STATUTORY EXPENDITURES		2 Residential 1459 76.97 72,372,200.00		ASSETS	
Pensions & F. L. C. A.	57,800.00	3 Farm 258 7.75 7,287,600.00		Cash Dec. 31, 1992	798,884.59
Employee Fringe Benefits	55,000.00	4a Commercial 59 7.73 7,272,500.00		Taxes Receivable	478,337.60
Other Statutory Expenditures		4b Industrial		Tax Title Liens	74,025.83
CETA And Other Public Employment Programs		4c Apartments		Foreclosed Property	55,700.00
MUNICIPAL FUNCTIONS TOTAL	1,371,590.44	Total 2650 96,022,100.00		Emergencies & Other Deferred Charges	16,210.78
CAPITAL IMPROVEMENTS *MEMO*	75,000.00	Land Area 43.40 Sq. Miles		State and Federal Aid Receivable	1,445.20
DEBT SERVICE		Net Valuation Taxable-Municipal	95,027,334	Other Receivables	144,096.43
Principal Payments		Net Valuation Taxable-County	115,159,247	Total	1,568,700.43
Interest Payments	3,210.78	State Equalized Valuation	119,600,214	LIABILITIES, RESERVES, AND SURPLUS	
DEFERRED CHARGES	59,507.58	State Equalization Ratio	79.28	Cash Liabilities	404,727.52
SCHOOL COUNTY, SPECIAL DISTRICT TAXES	2,603,917.82			Reserves for Receivables	752,159.86
RESERVE FOR UNCOLLECTED TAXES	364,265.89			Surplus Dec. 31, 1992	411,813.05
EXPENDITURES TOTAL	4,402,492.51			Total	1,568,700.43

*Includes County Health Service Taxes, County Vocational School Taxes, or County Open Space Tax. See Table 13.

0707

Population 1980 **7,987**
 Population 1990 **7,615**
 S & P Rating
 Moody Rating

General Tax Rate Per \$100. **1.82**
 State Equalized Tax Rate **1.67**

FAIRFIELD TOWNSHIP - ESSEX COUNTY
 Form of Government:
Small Municipality Plan C (OMCL 50)
 Number of Members on Governing Body - 5

PER CAPITA:
 Gross Debt **1,016.95** PER CENT:
 Net Debt **897.94** Gross Debt **.44**
 Debt Service **106.71** Net Debt **.39**
 Total Tax Levy **3,869.36** Tax Levy Collected **90.21**
 Municipal Expenditures **1,324.36** Tax Levy Cancelled, Abated or Adjusted **1.45**

EXPENDITURES		REVENUES-REALIZED			1992 PROPERTY TAX	
GENERAL GOVERNMENT		1992 Property Taxes Collected 26,666,615.40			STATE EQUALIZED TAX RATE 1.30	
Governing Body & Public Boards		1992 Payments in Lieu of Taxes			Local District School Taxes .45	5,292,739.00
Municipal Clerk		Delinquent Tax & Lien Collections 1,456,345.25			Regional & Consolidated School Tax .45	7,993,472.74
Financial Administration	125,115.00	Business Personalty Replacement Taxes 507,852.00			School Taxes in Municipal Budget	
Assessment of Taxes	101,370.00	Taxes from Public Utilities 854,892.00			County Taxes .63	11,160,162.59
Collection of Taxes	75,300.00	Other Miscellaneous Tax Revenues			County Library Taxes	
Planning, Housing & Development	65,325.00	State Aid Revenues 793,456.73			Local Municipal Purpose Taxes .28	5,018,833.00
Human Resources	73,419.00	Federal Aid Revenues			Veteran & Senior Citizen Taxes	63,300.00
Elections	3,500.00	State and Local Fiscal Assistance Act Utilized			Total Taxes for Rate Computation 1.66	29,528,507.32
General Administration (other)	745,699.00	State and Local Fiscal Assistance Act Utilized			Special District Taxes	
JUDICIARY		Sale of Acquired Property			Bank Corp. Taxes	
Municipal Courts	124,995.05	Other Miscellaneous Revenues			Added and Omitted Taxes	
PUBLIC SAFETY		Total 31,393,935.55			Total Taxes Levied - ABSTRACT	29,465,207.32
Fire Protection	169,662.00	Prior Years Surplus Appropriated 200,000.00			Total Taxes Billed	29,562,092.56
Police Protection	1,819,344.00	REVENUES TOTAL 31,373,096.94			1992 TAXES COLLECTED	26,666,615.40
Civil Defense & Disaster Control	3,635.00	Reserve For Uncollected Taxes			1992 Taxes Cancelled, Abated or Adjusted	431,547.16
Environmental Inspection & Control	108,874.00	CAPITAL OUTLAY TOTAL 1,017,772.90			Transfer to Tax Title Liens or Foreclosed	33,250.00
Other Public Safety		Public Enterprises			Balance Outstanding Dec. 31, 1992	2,430,630.00
PUBLIC WORKS		Recreation-Culture			PRIOR YEARS TAXES OUTSTANDING	
Streets and Drainage	492,953.00	Public Works 59,328.96			Balance January 1, 1992	1,946,044.61
Sewers and Sewage Processing		Buildings and Grounds 958,443.94			Collected in 1992	1,456,345.25
Garbage and Trash Disposal	490,000.00	Library and Education			Cancelled, Abated or Adjusted 1992	438,450.52
Public Buildings and Grounds	76,752.00	Conservation			Transfers to Tax Title Liens or Foreclosed	1,248.33
Other Public Works	50,000.00	All Other			Balance December 31, 1992	
HEALTH and WELFARE		CAPITAL DEBT AUTHORIZED, DECEMBER 31, 1992			TAX TITLE LIENS OUTSTANDING	
Health Services Except Environmental	527,535.00	ISSUED AND UNISSUED			Balance January 1, 1992	137,186.60
Welfare-Public Assistance	12,150.00	GROSS DEBT			Transfer From Taxes	35,028.93
Hospital, Clinics, First Aid		NET DEBT			Redeemed in 1992	
Animal, Insect, & Rodent Control	7,011.68	School 354,258			Cancelled, Abated or Adjusted (1992)	
Other Welfare Services		Self-Liquidating 952,345			Transfers to Foreclosed Property	
RECREATION and CONSERVATION		Other 6,437,494			Balance December 31, 1992	172,215.53
Beaches and Boardwalks		Total 7,744,097			PROPERTY ACQUIRED BY DEED OR FORECLOSURE	
Parks, Playgrounds, Shade Trees	237,987.00	ISSUED AND OUTSTANDING			Balance January 1, 1992	595,538.00
Land Reclamation & Conservation	1,000.00	School			Transfers From Taxes or Liens	
Other Recreational Services	750.00	Self-Liquidating			Sole for Cash (1992)	
EDUCATION (excluding schools)		Other			Cancelled, Abated or Adjusted (1992)	
Libraries	340,483.00	Total 4,741,301.00			Balance December 31, 1992	595,538.00
Other Educational Services		EQUALIZED VALUATION BASIS			CURRENT FINANCES DECEMBER 31, 1992	
STATUTORY EXPENDITURES		FOR NET DEBT COMPUTATION 1,751,372.296			ASSETS	
Pensions & F. L. C. A.	383,624.00	REAL PROPERTY VALUATIONS			Cash Dec. 31, 1992	2,413,129.59
Employee Fringe Benefits	482,000.00	Code Class # of Parcels % VAL'N			Taxes Receivable	2,430,630.00
Other Statutory Expenditures	7,500.00	ASSESSED VALUATION			Tax Title Liens	172,215.53
CETA And Other Public Employment Programs		1 Vacant Land 318 3.15			Foreclosed Property	585,538.00
MUNICIPAL FUNCTIONS TOTAL		2 Residential 2267 33.47			Emergencies & Other Deferred Charges	11,970.00
CAPITAL IMPROVEMENTS *MEMO*		3 Farm 21 .09			State and Federal Aid Receivable	11,467.99
DEBT SERVICE		4a Commercial 385 26.34			Other Receivables	26,710.19
Principal Payments	555,000.00	4b Industrial 279 36.96			Total	5,651,661.27
Interest Payments	257,563.07	4c Apartments			LIABILITIES, RESERVES, AND SURPLUS	
DEFERRED CHARGES		Total 3270			Cash Liabilities	2,211,058.12
SCHOOL, COUNTY, SPECIAL DISTRICT TAXES	24,446,374.32	Land Area 10.58 Sq. Miles			Reserves for Receivables	3,215,093.71
RESERVE FOR UNCOLLECTED TAXES	2,682,714.00	Net Valuation Taxable-Municipal			Surplus Dec. 31, 1992	225,509.44
EXPENDITURES TOTAL	34,531,399.69	Net Valuation Taxable-County			Total	5,651,661.27
		State Equalized Valuation				
		State Equalization Ratio				

0218

Population 1980 10,519
 Population 1990 10,733
 S & P Rating
 Moody Rating A

General Tax Rate Per \$100. 2.32
 State Equalized Tax Rate 2.08

FAIRVIEW BOROUGH - BERGEN COUNTY
 Form of Government:
Borough Council
 Number of Members on Governing Body - 6

PER CAPITA: PER CENT:
 Grass Debt 243.53 Gross Debt .41
 Net Debt 243.53 Net Debt .41
 Debt Service 32.40 Tax Levy Collected 93.50
 Total Tax Levy 1,171.18 Tax Levy Cancelled, Abated
 Municipal Expenditures 724.38 or Adjusted .32

EXPENDITURES		REVENUES-REALIZED		1992 PROPERTY TAX		
GENERAL GOVERNMENT		REVENUES-REALIZED		STATE EQUALIZED TAX RATE 1.09		
Governing Body & Public Boards		1992 Property Taxes Collected	11,766,874.00	Local District School Taxes	6,610,801.50	
Municipal Clerk		1992 Payments in Lieu of Taxes	123,041.00	Regional & Consolidated School Tax		
Financial Administration	40,674.00	Delinquent Tax & Lien Collections	425,466.00	School Taxes in Municipal Budget		
Assessment of Taxes	41,209.00	Business Personalty Replacement Taxes	212,947.00	County Taxes	1,701,700.59	
Collection of Taxes	238,659.00	Taxes from Public Utilities	508,960.00	County Library Taxes		
Planning, Housing & Development	7,628.00	Other Miscellaneous Tax Revenues		Local Municipal Purpose Taxes	4,234,954.75	
Human Resources	136,452.00	State Aid Revenues	1,670,181.00	Veteran & Senior Citizen Taxes	157,050.00	
Elections		Federal Aid Revenues		Total Taxes for Rate Computation	12,704,506.84	
General Administration (other)	873,692.00	State and Local Fiscal Assistance Act Utilized		Special District Taxes		
JUDICIARY		Sale of Acquired Property		Bank Corp. Taxes		
Municipal Courts	60,352.00	Other Miscellaneous Revenues	556,052.00	Added and Omitted Taxes	22,798.00	
PUBLIC SAFETY		Total	15,263,521.00	Total Taxes Levied - ABSTRACT	12,570,254.84	
Fire Protection	156,368.00	Prior Years Surplus Appropriated	300,000.00	Total Taxes Billed	12,584,592.00	
Police Protection	1,733,884.00	REVENUES TOTAL	15,563,521.00	1992 TAXES COLLECTED	11,766,874.00	
Civil Defense & Disaster Control	400.00	Reserve For Uncollected Taxes	750,834.00	1992 Taxes Cancelled, Abated or Adjusted	103,058.00	
Environmental Inspection & Control	72,866.00	CAPITAL OUTLAY TOTAL 542,190.00		Transfer to Tax Title Liens or Foreclosed	40,409.00	
Other Public Safety		Public Enterprises		Balance Outstanding Dec. 31, 1992	674,131.00	
PUBLIC WORKS		Recreation-Culture		PRIOR YEARS TAXES OUTSTANDING		
Streets and Drainage	400,152.00	Public Works	344,308.00	Balance January 1, 1992	820,896.00	
Sewers and Sewage Processing	1,033,026.00	Buildings and Grounds	197,882.00	Collected in 1992	413,572.00	
Garbage and Trash Disposal	855,201.00	Library and Education		Cancelled, Abated or Adjusted 1992	240,312.00	
Public Buildings and Grounds	74,894.00	Conservation		Transfers to Tax Title Liens or Foreclosed	21,363.00	
Other Public Works	27,000.00	All Other		Balance December 31, 1992	145,649.00	
HEALTH and WELFARE		CAPITAL DEBT AUTHORIZED, DECEMBER 31, 1992		TAX TITLE LIENS OUTSTANDING		
Health Services Except Environmental	87,084.00	ISSUED AND UNISSUED	GROSS DEBT	NET DEBT		
Welfare-Public Assistance	14,305.00	School			40,547.00	
Hospital, Clinics, First Aid	1.00	Self-Liquidating			64,688.00	
Animal, Insect, & Rodent Control		Other	2,613,798	2,613,798	11,894.00	
Other Welfare Services		Total	2,613,798	2,613,798		
RECREATION and CONSERVATION		ISSUED AND OUTSTANDING		PROPERTY ACQUIRED BY DEED OR FORECLOSURE		
Beaches and Boardwalks		School			93,341.00	
Parks, Playgrounds, Shade Trees	11,279.00	Self-Liquidating				
Land Reclamation & Conservation	37,540.00	Other	1,973,649.00			
Other Recreational Services	30,200.00	Total	1,973,648.00			
EDUCATION (excluding schools)		EQUALIZED VALUATION BASIS FOR NET DEBT COMPUTATION 634,934,575		CURRENT FINANCES DECEMBER 31, 1992		
Libraries	156,535.00	REAL PROPERTY VALUATIONS		ASSETS		
Other Educational Services		Code	Class	# of Parcels	% VAL'N	ASSESSED VALUATION
STATUTORY EXPENDITURES		1	Vacant Land	83	2.00	10,840,900.00
Pensions & F. L. C. A.	103,500.00	2	Residential	1992	60.77	328,715,300.00
Employee Fringe Benefits	456,638.00	3	Farm			
Other Statutory Expenditures		4a	Commercial	213	17.39	94,066,050.00
CETA And Other Public Employment Programs		4b	Industrial	127	10.14	54,834,700.00
MUNICIPAL FUNCTIONS TOTAL 6,647,539.00		4c	Apartments	106	9.69	52,422,500.00
CAPITAL IMPROVEMENTS *MEMO* 40,000.00		Total		2521		540,879,450.00
DEBT SERVICE		Land Area .90 Sq. Miles		Net Valuation Taxable-Municipal 541,456,633		
Principal Payments	232,000.00	Net Valuation Taxable-County 663,429,232		State Equalized Valuation 606,979,295		
Interest Payments	115,795.00	State Equalization Ratio 89.49		State Equalization Ratio		
DEFERRED CHARGES 28,616.00		Cash Liabilities 489,017.00		Reserves for Receivables 943,961.00		
SCHOOL, COUNTY, SPECIAL DISTRICT TAXES 8,312,502.09		Reserves for Receivables 943,961.00		Surplus Dec. 31, 1992 183,965.00		
RESERVE FOR UNCOLLECTED TAXES 750,834.00		Total 1,616,943.00		Total 1,616,943.00		
EXPENDITURES TOTAL 16,087,236.09						

2005
 Population 1980 7,767
 Population 1990 7,115
 S & P Rating
 Moody Rating A1

General Tax Rate Per \$100 5.21
 State Equalized Tax Rate 2.49

FANWOOD BOROUGH - UNION COUNTY
 Form of Government:
 Borough Council
 Number of Members on Governing Body - 6

PER CAPITA:
 Gross Debt 631.86
 Net Debt 478.06
 Debt Service 77.24
 Total Tax Levy 1,621.06
 Municipal Expenditures 671.75
 PER CENT:
 Gross Debt .95
 Net Debt .72
 Tax Levy Collected 97.00
 Tax Levy Cancelled, Abated or Adjusted .09

EXPENDITURES	REVENUES-REALIZED	1992 PROPERTY TAX	
GENERAL GOVERNMENT		STATE EQUALIZED TAX RATE	
Governing Body & Public Boards		Local District School Taxes	
Municipal Clerk		Regional & Consolidated School Tax	1.49
Financial Administration	62,338.00	School Taxes in Municipal Budget	
Assessment of Taxes	19,650.00	County Taxes	.42
Collection of Taxes	26,296.00	County Library Taxes	
Planning, Housing & Development	9,560.00	Local Municipal Purpose Taxes	.58
Human Resources	57,786.23	Veteran & Senior Citizen Taxes	
Elections		Total Taxes for Rate Computation	2.49
General Administration (other)	696,572.81	Special District Taxes	
JUDICIARY		Bank Corp. Taxes	
Municipal Courts	74,610.00	Added and Omitted Taxes	9,392.38
PUBLIC SAFETY		Total Taxes Levied - ABSTRACT	11,533,833.20
Fire Protection	138,881.90	Total Taxes Billed	11,547,859.97
Police Protection	1,127,284.72	1992 TAXES COLLECTED	11,201,433.87
Civil Defense & Disaster Control	2,000.00	1992 Taxes Cancelled, Abated or Adjusted	10,091.77
Environmental Inspection & Control	64,675.00	Transfer to Tax Title Liens or Foreclosed	5,892.09
Other Public Safety		Balance Outstanding Dec. 31, 1992	330,452.24
PUBLIC WORKS		PRIOR YEARS TAXES OUTSTANDING	
Streets and Drainage	501,015.92	Balance January 1, 1992	336,079.34
Sewers and Sewage Processing	122,587.60	Collected in 1992	278,995.06
Garbage and Trash Disposal		Cancelled, Abated or Adjusted 1992	
Public Buildings and Grounds		Transfers to Tax Title Liens or Foreclosed	92.40
Other Public Works		Balance December 31, 1992	56,991.88
HEALTH and WELFARE		TAX TITLE LIENS OUTSTANDING	
Health Services Except Environmental	45,212.00	Balance January 1, 1992	61,706.88
Welfare-Public Assistance	5,008.00	Transfer From Taxes	6,016.92
Hospital, Clinics, First Aid		Redeemed in 1992	45,097.63
Animal, Insect, & Rodent Control	1.00	Cancelled, Abated or Adjusted (1992)	
Other Welfare Services		Transfers to Foreclosed Property	
RECREATION and CONSERVATION		Balance December 31, 1992	22,626.17
Beaches and Boardwalks		PROPERTY ACQUIRED BY DEED OR FORECLOSURE	
Parks, Playgrounds, Shade Trees	58,610.00	Balance January 1, 1992	12,279.00
Land Reclamation & Conservation	2,665.00	Transfers From Taxes or Liens	
Other Recreational Services	3,530.00	Sale for Cash (1992)	
EDUCATION (excluding schools)		Cancelled, Abated or Adjusted (1992)	
Libraries	195,500.00	Balance December 31, 1992	12,279.00
Other Educational Services		CURRENT FINANCES DECEMBER 31, 1992	
STATUTORY EXPENDITURES		ASSETS	
Pensions & F. L. C. A.	247,400.00	Cash Dec. 31, 1992	1,241,437.85
Employee Fringe Benefits	413,800.00	Taxes Receivable	387,444.12
Other Statutory Expenditures		Tax Title Liens	22,626.17
CETA And Other Public Employment Programs		Foreclosed Property	12,279.00
MUNICIPAL FUNCTIONS TOTAL	3,874,982.18	Emergencies & Other Deferred Charges	8,200.00
CAPITAL IMPROVEMENTS *MEMO*	1.00	State and Federal Aid Receivable	39,988.00
DEBT SERVICE		Other Receivables	36,266.74
Principal Payments	335,000.00	Total	1,748,241.89
Interest Payments	214,545.69	LIABILITIES, RESERVES, AND SURPLUS	
DEFERRED CHARGES	6,942.05	Cash Liabilities	623,259.15
SCHOOL, COUNTY, SPECIAL DISTRICT TAXES	8,822,701.16	Reserves for Receivables	48,516.03
RESERVE FOR UNCOLLECTED TAXES	350,000.00	Surplus Dec. 31, 1992	666,366.69
EXPENDITURES TOTAL	13,602,171.08	Total	1,748,241.88
		REVENUES-REALIZED	
		1992 Property Taxes Collected	11,201,433.87
		1992 Payments in Lieu of Taxes	
		Delinquent Tax & Lien Collections	324,092.69
		Business Personality Replacement Taxes	40,123.32
		Taxes from Public Utilities	617,875.00
		Other Miscellaneous Tax Revenues	
		State Aid Revenues	371,367.00
		Federal Aid Revenues	
		State and Local Fiscal Assistance Act Utilized	
		Sale of Acquired Property	
		Other Miscellaneous Revenues	443,022.06
		Total	12,997,913.94
		Prior Years Surplus Appropriated	430,000.00
		REVENUES TOTAL	13,427,913.94
		Reserve For Uncollected Taxes	350,000.00
		CAPITAL OUTLAY TOTAL	297,998.47
		Public Enterprises	
		Recreation-Culture	
		Public Works	296,288.47
		Buildings and Grounds	1,710.00
		Library and Education	
		Conservation	
		All Other	
		CAPITAL DEBT AUTHORIZED, DECEMBER 31, 1992	
		ISSUED AND UNISSUED	
		School	1,094,240
		Self-Liquidating	
		Other	3,401,428
		Total	4,495,669
		GROSS DEBT	
		NET DEBT	3,401,428
		ISSUED AND OUTSTANDING	
		School	547,120.15
		Self-Liquidating	
		Other	2,948,000.00
		Total	3,495,120.15
		EQUALIZED VALUATION BASIS FOR NET DEBT COMPUTATION	474,123,583
		REAL PROPERTY VALUATIONS	
		Code Class # of Parcels % VAL'N	ASSESSED VALUATION
		1 Vacant Land 59 .87	1,929,000.00
		2 Residential 2433 92.05	203,378,800.00
		3 Farm	
		4a Commercial 74 5.70	12,584,700.00
		4b Industrial 20 1.38	3,054,200.00
		4c Apartments	
		Total 2586	220,946,700.00
		Land Area 1.29 Sq. Miles	
		Net Valuation Taxable-Municipal	221,467,708
		Net Valuation Taxable-County	453,391,138
		State Equalized Valuation	463,042,884
		State Equalization Ratio	47.77

1837

Population 1980 677
 Population 1990 657
 S & P Rating
 Moody Rating

General Tax Rate Per \$100. 1.63
 State Equalized Tax Rate 1.17

FAR HILLS BORO. - SOMERSET CO.
 Form of Government:
Borough Council
 Number of Members on Governing Body - 6

PER CAPITA:
 Gross Debt 674.47
 Net Debt 674.47
 Debt Service 40.16
 Total Tax Levy 3,003.54
 Municipal Expenditures 1,322.72

PER CENT:
 Gross Debt .27
 Net Debt .27
 Tax Levy Collected 94.10
 Tax Levy Cancelled, Abated or Adjusted .24

EXPENDITURES		REVENUES-REALIZED			1992 PROPERTY TAX	
GENERAL GOVERNMENT					STATE EQUALIZED TAX RATE	
Governing Body & Public Boards	500.00	1992 Property Taxes Collected			Local District School Taxes	646,251.00
Municipal Clerk		1992 Payments in Lieu of Taxes			Regional & Consolidated School Tax	
Financial Administration	22,654.58	Delinquent Tax & Lien Collections			School Taxes in Municipal Budget	
Assessment of Taxes	5,050.00	Business Personalty Replacement Taxes			County Taxes	671,896.02 *
Collection of Taxes	7,500.00	Taxes from Public Utilities			County Library Taxes	
Planning, Housing & Development	19,291.30	Other Miscellaneous Tax Revenues			Local Municipal Purpose Taxes	653,929.61
Human Resources	3,435.00	State Aid Revenues			Veteran & Senior Citizen Taxes	3,100.00
Elections		Federal Aid Revenues			Total Taxes for Rate Computation	1,975,177.23
General Administration (other)	115,152.63	State and Local Fiscal Assistance Act Utilized			Special District Taxes	
JUDICIARY		Sole of Acquired Property			Bank Corp. Taxes	
Municipal Courts	19,565.00	Other Miscellaneous Revenues			Added and Omitted Taxes	1,247.35
PUBLIC SAFETY		Total			Total Taxes Levied - ABSTRACT	1,973,324.58
Fire Protection	35,639.00	Prior Years Surplus Appropriated			Total Taxes Billed	1,974,511.05
Police Protection	266,161.24	REVENUES TOTAL			1992 TAXES COLLECTED	1,857,937.01
Civil Defense & Disaster Control		Reserve For Uncollected Taxes			1992 Taxes Cancelled, Abated or Adjusted	4,725.37
Environmental Inspection & Control	14,264.92	CAPITAL OUTLAY TOTAL			Transfer to Tax Title Liens or Foreclosed	
Other Public Safety					Balance Outstanding Dec. 31, 1992	111,848.67
PUBLIC WORKS					PRIOR YEARS TAXES OUTSTANDING	
Streets and Drainage	38,397.35	Public Enterprises			Balance January 1, 1992	82,527.43
Sewers and Sewage Processing	47,500.00	Recreation-Culture			Collected in 1992	48,728.64
Garbage and Trash Disposal	2,200.00	Public Works			Cancelled, Abated or Adjusted 1992	
Public Buildings and Grounds	32,019.50	Buildings and Grounds			Transfers to Tax Title Liens or Foreclosed	
Other Public Works		Library and Education			Balance December 31, 1992	33,798.79
HEALTH and WELFARE		Conservation			TAX TITLE LIENS OUTSTANDING	
Health Services Except Environmental	5,770.35	All Other			Balance January 1, 1992	
Welfare-Public Assistance	271.00	CAPITAL DEBT AUTHORIZED, DECEMBER 31, 1992			Transfer From Taxes	
Hospital, Clinics, First Aid		ISSUED AND UNISSUED			Redeemed in 1992	
Animal, Insect, & Rodent Control		GROSS DEBT			Cancelled, Abated or Adjusted (1992)	
Other Welfare Services		NET DEBT			Transfers to Foreclosed Property	
RECREATION and CONSERVATION					Balance December 31, 1992	
Beaches and Boardwalks		SCHOOL			PROPERTY ACQUIRED BY DEED OR FORECLOSURE	
Parks, Playgrounds, Shade Trees	5,914.00	Self-Liquidating			Balance January 1, 1992	
Land Reclamation & Conservation	461.02	Other			Transfers From Taxes or Liens	
Other Recreational Services	700.00	Total			Sale for Cash (1992)	
EDUCATION (excluding schools)					Cancelled, Abated or Adjusted (1992)	
Libraries	49,185.00	ISSUED AND OUTSTANDING			Balance December 31, 1992	
Other Educational Services		SCHOOL			CURRENT FINANCES DECEMBER 31, 1992	
STATUTORY EXPENDITURES		Self-Liquidating			ASSETS	
Pensions & F. L. C. A.	29,109.60	Other			Cash Dec. 31, 1992	419,438.19
Employee Fringe Benefits		Total			Taxes Receivable	145,647.46
Other Statutory Expenditures	1,400.00	EQUALIZED VALUATION BASIS			Tax Title Liens	
CETA And Other Public Employment Programs		FOR NET DEBT COMPUTATION			Foreclosed Property	
MUNICIPAL FUNCTIONS		REAL PROPERTY VALUATIONS			Emergencies & Other Deferred Charges	1,161.47
CAPITAL IMPROVEMENTS *MEMO*	112,000.00	Code Class # of Parcels % VAL'N			State and Federal Aid Receivable	
DEBT SERVICE		ASSESSSED VALUATION			Other Receivables	857.50
Principal Payments	20,000.00	1 Vacant Land 25 6.33		7,646,400.00	Total	567,104.61
Interest Payments	6,334.00	2 Residential 191 74.63		90,034,400.00	LIABILITIES, RESERVES, AND SURPLUS	
		3 Farm 32 7.19		8,678,700.00	Cash Liabilities	63,172.65
		4a Commercial 25 11.95		14,305,600.00	Reserves for Receivables	146,504.96
		4b Industrial			Surplus Dec. 31, 1992	357,427.00
		4c Apartments			Total	567,104.61
		Total 273		120,715,100.00		
DEFERRED CHARGES		Land Area 4.70 Sq. Miles				
SCHOOL, COUNTY, SPECIAL DISTRICT TAXES	1,313,147.62	Net Valuation Taxable-Municipal		121,059,128		
RESERVE FOR UNCOLLECTED TAXES	112,977.93	Net Valuation Taxable-County		160,201,391		
EXPENDITURES		State Equalized Valuation		163,799,373		
TOTAL	2,187,173.04	State Equalization Ratio		71.66		

*Includes County Health Service Taxes, County Vacational School Taxes, or County Open Space Tax. See Table 13.

1314

Population 1980 1,348
 Population 1990 1,462
 S & P Rating
 Moody Rating

General Tax Rate Per \$100. 2.35
 State Equalized Tax Rate 2.15

FARMINGDALE BORO. - MONMOUTH CO.

Form of Government:
 Borough Council

Number of Members on Governing Body - 6

PER CAPITA:
 Gross Debt 2,480.91
 Net Debt 452.09
 Debt Service
 Total Tax Levy 1,144.19
 Municipal Expenditures 421.42

PER CENT:
 Gross Debt 4.53
 Net Debt .32
 Tax Levy Collected 86.90
 Tax Levy Cancelled, Abated or Adjusted 1.81

EXPENDITURES		REVENUES-REALIZED		1992 PROPERTY TAX	
GENERAL GOVERNMENT				STATE EQUALIZED TAX RATE	
Governing Body & Public Boards		1992 Property Taxes Collected	1,454,193.88	Local District School Taxes	1.15 894,299.25
Municipal Clerk		1992 Payments in Lieu of Taxes		Regional & Consolidated School Tax	.26 198,500.51
Financial Administration	11,429.02	Delinquent Tax & Lien Collections	89,411.17	School Taxes in Municipal Budget	
Assessment of Taxes	9,075.00	Business Personalty Replacement Taxes	22,076.90	County Taxes	.51 * 394,922.63
Collection of Taxes	7,225.00	Taxes from Public Utilities	63,499.00	County Library Taxes	.02 14,940.93
Planning, Housing & Development	5,062.00	Other Miscellaneous Tax Revenues		Local Municipal Purpose Taxes	.22 167,392.21
Human Resources	4,219.00	State Aid Revenues	58,320.05	Veteran & Senior Citizen Taxes	
Elections	400.00	Federal Aid Revenues		Total Taxes for Rate Computation	2.16 1,679,405.58
General Administration (other)	63,842.51	State and Local Fiscal Assistance Act Utilized		Special District Taxes	
JUDICIARY		Sale of Acquired Property		Bank Corp. Taxes	
Municipal Courts	14,330.00	Other Miscellaneous Revenues	72,667.12	Added and Omitted Taxes	2,755.58
PUBLIC SAFETY		Total	1,760,173.02	Total Taxes Levied - ABSTRACT	1,672,811.16
Fire Protection	22,830.00	Prior Years Surplus Appropriated	220,000.00	Total Taxes Billed	1,673,488.38
Police Protection	108,688.98	REVENUES TOTAL	1,980,173.02	1992 TAXES COLLECTED	1,454,198.88
Civil Defense & Disaster Control	2,850.00	Reserve For Uncollected Taxes	162,539.59	1992 Taxes Cancelled, Abated or Adjusted	30,279.85
Environmental Inspection & Control	18,097.92	CAPITAL OUTLAY TOTAL	17,506.41	Transfer to Tax Title Liens or Foreclosed	19,770.16
Other Public Safety		Public Enterprises	5,421.41	Balance Outstanding Dec. 31, 1992	169,239.48
PUBLIC WORKS		Recreation-Culture		PRIOR YEARS TAXES OUTSTANDING	
Streets and Drainage	40,332.00	Public Works	85.00	Balance January 1, 1992	87,981.95
Sewers and Sewage Processing		Buildings and Grounds	12,000.00	Collected in 1992	83,218.65
Garbage and Trash Disposal	6,876.00	Library and Education		Cancelled, Abated or Adjusted 1992	707.98
Public Buildings and Grounds	31,600.17	Conservation		Transfers to Tax Title Liens or Foreclosed	
Other Public Works		All Other		Balance December 31, 1992	4,055.32
HEALTH and WELFARE		CAPITAL DEBT AUTHORIZED, DECEMBER 31, 1992		TAX TITLE LIENS OUTSTANDING	
Health Services Except Environmental		ISSUED AND UNISSUED		Balance January 1, 1992	133,123.42
Welfare-Public Assistance	1,436.00	School	1,758,024	Transfer From Taxes	19,770.16
Hospital, Clinics, First Aid		Self-Liquidating	1,532,577	Redeemed in 1992	6,192.52
Animal, Insect, & Rodent Control		Other	336,341	Cancelled, Abated or Adjusted (1992)	
Other Welfare Services		Total	3,626,943	Transfers to Foreclosed Property	
RECREATION and CONSERVATION		ISSUED AND OUTSTANDING		Balance December 31, 1992	146,701.06
Beaches and Boardwalks		School	1,758,024.23	PROPERTY ACQUIRED BY DEED OR FORECLOSURE	
Parks, Playgrounds, Shade Trees	500.00	Self-Liquidating	897,000.00	Balance January 1, 1992	
Land Reclamation & Conservation	17,478.00	Other	100,000.00	Transfers From Taxes or Liens	
Other Recreational Services	1,300.00	Total	2,755,024.23	Sale for Cash (1992)	
EDUCATION (excluding schools)		EQUALIZED VALUATION BASIS FOR NET DEBT COMPUTATION		Cancelled, Abated or Adjusted (1992)	
Libraries		REAL PROPERTY VALUATIONS		Balance December 31, 1992	
Other Educational Services		Code Class # of Parcels % VAL'N ASSESSED VALUATION		CURRENT FINANCES DECEMBER 31, 1992	
STATUTORY EXPENDITURES		1 Vacant Land 38 2.46 1,691,100.00		ASSETS	
Pensions & F. L. C. A.	13,025.00	2 Residential 353 66.00 45,339,600.00		Cash Dec. 31, 1992	852,627.77
Employee Fringe Benefits	9,500.00	3 Farm 2 .64 438,600.00		Taxes Receivable	173,294.80
Other Statutory Expenditures		4a Commercial 33 12.27 3,425,700.00		Tax Title Liens	146,701.06
CETA And Other Public Employment Programs		4b Industrial 5 9.69 5,654,100.00		Foreclosed Property	
MUNICIPAL FUNCTIONS TOTAL	390,146.60	4c Apartments 2 8.95 6,148,000.00		Emergencies & Other Deferred Charges	6,318.99
CAPITAL IMPROVEMENTS *ME 10*	6,965.00	Total 433 68,697,100.00		State and Federal Aid Receivable	5,696.50
DEBT SERVICE		Land Area .50 Sq. Miles		Other Receivables	140,106.97
Principal Payments		Net Valuation Taxable-Municipal	71,155,562	Total	1,324,746.09
Interest Payments		Net Valuation Taxable-County	89,326,119	LIABILITIES, RESERVES, AND SURPLUS	
DEFERRED CHARGES	63,435.05	State Equalized Valuation	77,433,925	Cash Liabilities	448,076.32
SCHOOL, COUNTY, SPECIAL DISTRICT TAXES	1,502,663.37	State Equalization Ratio	91.62	Reserves for Receivables	457,236.99
RESERVE FOR UNCOLLECTED TAXES	152,539.59			Surplus Dec. 31, 1992	419,432.78
EXPENDITURES TOTAL	2,118,734.61			Total	1,324,746.09

*Includes County Health Service Taxes, County Vocational School Taxes, or County Open Space Tax. See Table 13.

0314

Population 1980 597
 Population 1990 579
 S & P Rating
 Moody Rating

General Tax Rate Per \$100. 3.19
 State Equalized Tax Rate 2.70

FIELDSBORO BORO. - BURLINGTON CO.

Form of Government:

Borough Council

Number of Members on Governing Body - 6

PER CAPITA:

Gross Debt 295.37
 Net Debt 205.39
 Debt Service 8.57
 Total Tax Levy 1,072.74
 Municipal Expenditures 623.04

PER CENT:

Gross Debt .75
 Net Debt .52
 Tax Levy Collected 82.87
 Tax Levy Cancelled, Abated or Adjusted

EXPENDITURES		REVENUES-REALIZED		1992 PROPERTY TAX	
GENERAL GOVERNMENT		REVENUES-REALIZED		STATE EQUALIZED TAX RATE	
Governing Body & Public Boards		1992 Property Taxes Collected	514,832.23	Local District School Taxes	
Municipal Clerk		1992 Payments in Lieu of Taxes		Regional & Consolidated School Tax	1.59
Financial Administration	7,090.00	Delinquent Tax & Lien Collections	57,643.38	School Taxes in Municipal Budget	
Assessment of Taxes	4,930.00	Business Personalty Replacement Taxes	65,648.24	County Taxes	.61
Collection of Taxes	4,550.00	Taxes from Public Utilities	32,671.66	County Library Taxes	.04
Planning, Housing & Development	4,950.00	Other Miscellaneous Tax Revenues		Local Municipal Purpose Taxes	.49
Human Resources		State Aid Revenues	25,047.00	Veteran & Senior Citizen Taxes	
Elections		Federal Aid Revenues		Total Taxes for Rate Computation	2.72
General Administration (other)	64,040.00	State and Local Fiscal Assistance Act Utilized		Special District Taxes	
JUDICIARY		Sale of Acquired Property		Bank Corp. Taxes	
Municipal Courts	8,836.00	Other Miscellaneous Revenues	32,393.49	Added and Omitted Taxes	117.16
PUBLIC SAFETY		Total	729,236.05	Total Taxes Levied - ABSTRACT	621,116.57
Fire Protection	5,325.00	Prior Years Surplus Appropriated	118,000.00	Total Taxes Billed	621,275.58
Police Protection	20,500.00	REVENUES TOTAL	846,236.05	1992 TAXES COLLECTED	514,832.29
Civil Defense & Disaster Control	3,300.00	Reserve For Uncollected Taxes	80,700.00	1992 Taxes Cancelled, Abated or Adjusted	.01
Environmental Inspection & Control	5,000.00	CAPITAL OUTLAY TOTAL	3,520.00	Transfer to Tax Title Liens or Foreclosed	11,112.57
Other Public Safety		Public Enterprises		Balance Outstanding Dec. 31, 1992	95,330.72
PUBLIC WORKS		Recreation-Culture		PRIOR YEARS TAXES OUTSTANDING	
Streets and Drainage	35,294.71	Public Works	3,520.00	Balance January 1, 1992	53,246.13
Sewers and Sewage Processing		Buildings and Grounds		Collected in 1992	53,246.13
Garbage and Trash Disposal	47,200.00	Library and Education		Cancelled, Abated or Adjusted 1992	
Public Buildings and Grounds	40,000.00	Conservation		Transfers to Tax Title Liens or Foreclosed	
Other Public Works		All Other		Balance December 31, 1992	
HEALTH and WELFARE		CAPITAL DEBT AUTHORIZED, DECEMBER 31, 1992		TAX TITLE LIENS OUTSTANDING	
Health Services Except Environmental	50.00	ISSUED AND UNISSUED		Balance January 1, 1992	30,854.13
Welfare-Public Assistance	450.00	School	52,096	Transfer From Taxes	11,112.57
Hospital, Clinics, First Aid		Self-Liquidating		Redeemed in 1992	4,397.25
Animal, Insect, & Rodent Control		Other	118,922	Cancelled, Abated or Adjusted (1992)	
Other Welfare Services		Total	171,018	Transfers to Foreclosed Property	
RECREATION and CONSERVATION		ISSUED AND OUTSTANDING		Balance December 31, 1992	37,569.45
Beaches and Boardwalks		School	52,096.00	PROPERTY ACQUIRED BY DEED OR FORECLOSURE	
Parks, Playgrounds, Shade Trees	2,000.00	Self-Liquidating		Balance January 1, 1992	300.00
Land Reclamation & Conservation		Other	28,000.00	Transfers From Taxes or Liens	
Other Recreational Services		Total	80,096.00	Sale for Cash (1992)	
EDUCATION (excluding schools)		EQUALIZED VALUATION BASIS FOR NET DEBT COMPUTATION	22,772,145	Cancelled, Abated or Adjusted (1992)	
Libraries	50.00	REAL PROPERTY VALUATIONS		Balance December 31, 1992	300.00
Other Educational Services		Code Class # of Parcels % VAL'N	ASSESSED VALUATION	CURRENT FINANCES DECEMBER 31, 1992	
STATUTORY EXPENDITURES		1 Vacant Land 66 2.80	544,000.00	ASSETS	
Pensions & F. L. C. A.	8,601.09	2 Residential 167 64.32	12,482,700.00	Cash Dec. 31, 1992	247,040.51
Employee Fringe Benefits		3 Farm		Taxes Receivable	95,330.72
Other Statutory Expenditures		4a Commercial 8 7.34	1,425,300.00	Tax Title Liens	37,569.45
CETA And Other Public Employment Programs		4b Industrial 1 25.53	4,955,100.00	Foreclosed Property	300.00
MUNICIPAL FUNCTIONS TOTAL	262,166.80	4c Apartments		Emergencies & Other Deferred Charges	9,466.71
CAPITAL IMPROVEMENTS *ME 90*	1,000.00	Total	19,407,100.00	State and Federal Aid Receivable	
DEBT SERVICE		Land Area - 30 Sq. Miles		Other Receivables	67,117.77
Principal Payments	4,000.00	Net Valuation Taxable-Municipal	19,441,559	Total	456,825.16
Interest Payments	960.00	Net Valuation Taxable-County	25,464,714	LIABILITIES, RESERVES, AND SURPLUS	
DEFERRED CHARGES	12,911.91	State Equalized Valuation	22,933,692	Cash Liabilities	148,116.15
SCHOOL, COUNTY, SPECIAL DISTRICT TAXES	511,954.41	State Equalization Ratio	84.75	Reserves for Receivables	200,317.94
RESERVE FOR UNCOLLECTED TAXES	80,700.00			Surplus Dec. 31, 1992	108,391.07
EXPENDITURES TOTAL	872,703.12			Total	456,825.16

1009

Population 1980 4,132
 Population 1990 4,047
 S & P Rating
 Moody Rating

General Tax Rate Per \$100. 1.86
 State Equalized Tax Rate 1.95

FLEMINGTON BORO. - HUNTERDON CO.

Form of Government:

Borough Council

Number of Members on Governing Body - 6

PER CAPITA:

Gross Debt 1,118.55
 Net Debt 178.05
 Debt Service
 Total Tax Levy 1,492.37
 Municipal Expenditures 597.42

PER CENT:

Gross Debt 1.46
 Net Debt .23
 Tax Levy Collected 93.04
 Tax Levy Cancelled, Abated or Adjusted .23

EXPENDITURES		REVENUES-REALIZED		1992 PROPERTY TAX	
GENERAL GOVERNMENT				STATE EQUALIZED TAX RATE	
Governing Body & Public Boards		1992 Property Taxes Collected	5,639,679.67	Local District School Taxes	.38 2,726,517.96
Municipal Clerk		1992 Payments in Lieu of Taxes		Regional & Consolidated School Tax	.37 1,157,940.42
Financial Administration	46,025.00	Delinquent Tax & Lien Collections	163,368.27	School Taxes in Municipal Budget	
Assessment of Taxes	15,000.00	Business Personalty Replacement Taxes	108,091.24	County Taxes	.32 982,231.12
Collection of Taxes	65,800.00	Taxes from Public Utilities	218,652.00	County Library Taxes	
Planning, Hausing & Development	17,000.00	Other Miscellaneous Tax Revenues		Local Municipal Purpose Taxes	.37 1,140,224.34
Human Resources	7,369.00	State Aid Revenues	177,700.78	Veteran & Senior Citizen Taxes	
Elections		Federal Aid Revenues		Total Taxes for Rate Computation	1.94 6,026,313.84
General Administration (other)	308,565.86	State and Local Fiscal Assistance Act Utilized		Special District Taxes	
JUDICIARY		Sale of Acquired Property		Bank Corp. Taxes	
Municipal Courts	82,703.00	Other Miscellaneous Revenues	337,128.80	Added and Omitted Taxes	34,722.47
PUBLIC SAFETY		Total	6,644,620.76	Total Taxes Levied - ABSTRACT	6,041,636.31
Fire Protection	50,114.00	Prior Years Surplus Appropriated	321,000.00	Total Taxes Billed	6,061,453.55
Police Protection	520,467.21	REVENUES TOTAL	6,965,620.76	1992 TAXES COLLECTED	5,639,679.67
Civil Defense & Disaster Control	5,000.00	Reserve For Uncollected Taxes	301,446.55	1992 Taxes Cancelled, Abated or Adjusted	13,864.54
Environmental Inspection & Control	22,300.00	CAPITAL OUTLAY TOTAL	361,865.79	Transfer to Tax Title Liens or Foreclosed	
Other Public Safety		Public Enterprises	75,085.09	Balance Outstanding Dec. 31, 1992	407,909.34
PUBLIC WORKS		Recreation-Culture		PRIOR YEARS TAXES OUTSTANDING	
Streets and Drainage	203,535.50	Public Works	262,778.17	Balance January 1, 1992	169,423.01
Sewers and Sewage Processing		Buildings and Grounds	24,002.53	Collected in 1992	163,368.27
Garbage and Trash Disposal	156,800.00	Library and Education		Cancelled, Abated or Adjusted 1992	5,978.20
Public Buildings and Grounds	65,200.00	Conservation		Transfers to Tax Title Liens or Foreclosed	
Other Public Works	12,600.00	All Other		Balance December 31, 1992	76.54
HEALTH and WELFARE		CAPITAL DEBT AUTHORIZED, DECEMBER 31, 1992		TAX TITLE LIENS OUTSTANDING	
Health Services Except Environmental	9,830.00	ISSUED AND UNISSUED	GROSS DEBT	Balance January 1, 1992	
Welfare-Public Assistance	13,300.00	School	3,560,334	Transfer From Taxes	
Hospital, Clinics, First Aid		Self-Liquidating	245,856	Redeemed in 1992	
Animal, Insect, & Rodent Control	3,700.00	Other	720,570	Cancelled, Abated or Adjusted (1992)	
Other Welfare Services		Total	4,526,760	Transfers to Foreclosed Property	
RECREATION and CONSERVATION		ISSUED AND OUTSTANDING		Balance December 31, 1992	
Beaches and Boardwalks		School	3,178,025.97	76.54	
Parks, Playgrounds, Shade Trees	3,400.00	Self-Liquidating		TAX TITLE LIENS OUTSTANDING	
Land Reclamation & Conservation	39,525.00	Other		Balance January 1, 1992	
Other Recreational Services	17,500.00	Total	3,178,025.97	Transfer From Taxes	
EDUCATION (excluding schools)		EQUALIZED VALUATION BASIS		Redeemed in 1992	
Libraries	180,307.00	FOR NET DEBT COMPUTATION	310,096,045	Cancelled, Abated or Adjusted (1992)	
Other Educational Services		REAL PROPERTY VALUATIONS		Transfers to Foreclosed Property	
STATUTORY EXPENDITURES		Code Class # of Parcels % VAL'N ASSESSED VALUATION		Balance December 31, 1992	
Pensions & F. L. C. A.	94,138.00	1 Vacant Land 47 2.09 6,702,700.00		24,000.00	
Employee Fringe Benefits	128,537.00	2 Residential 822 40.38 129,543,400.00		Transfers From Taxes or Liens	
Other Statutory Expenditures		3 Farm 2 47.85 9,500.00		Sale for Cash (1992)	
CETA And Other Public Employment Programs		4a Commercial 227 47.85 153,509,000.00		Cancelled, Abated or Adjusted (1992)	
MUNICIPAL FUNCTIONS TOTAL	2,074,766.57	4b Industrial 2 .71 2,269,700.00		Balance December 31, 1992	
CAPITAL IMPROVEMENTS *MEMO*		4c Apartments 9 8.97 28,787,400.00		24,000.00	
DEBT SERVICE		Total 1109 320,824,800.00		CURRENT FINANCES DECEMBER 31, 1992	
Principal Payments		Land Area 1.10 Sq. Miles		ASSETS	
Interest Payments		Net Valuation Taxable-Municipal 324,017,800		Cash Dec. 31, 1992 610,838.60	
DEFERRED CHARGES	41,542.62	Net Valuation Taxable-County 321,801,469		Taxes Receivable 407,985.88	
SCHOOL, COUNTY, SPECIAL DISTRICT TAXES	4,865,639.50	State Equalized Valuation 309,791,624		Tax Title Liens	
RESERVE FOR UNCOLLECTED TAXES	301,446.55	State Equalization Ratio 104.64		Foreclosed Property 24,000.00	
EXPENDITURES TOTAL	7,284,445.24			Emergencies & Other Deferred Charges 64,000.00	
				State and Federal Aid Receivable 8,136.71	
				Other Receivables 11,287.03	
				Total 1,126,248.22	
				LIABILITIES, RESERVES, AND SURPLUS	
				Cash Liabilities 349,644.74	
				Reserves for Receivables 443,272.91	
				Surplus Dec. 31, 1992 333,330.57	
				Total 1,126,248.22	

0315

Population 1980 9,084
 Population 1990 10,266
 S & P Rating AAA
 Moody Rating AAA

General Tax Rate Per \$100. 3.59
 State Equalized Tax Rate 2.15

FLORENCE TWP. - BURLINGTON COUNTY
 Form of Government:
 Mayor-Council Plan F (OMCL 50)
 Number of Members on Governing Body - 5

PER CAPITA: PER CENT:
 Gross Debt 2,097.25 Gross Debt 4.96
 Net Debt 809.04 Net Debt 1.89
 Debt Service 56.48 Tax Levy Collected 94.28
 Total Tax Levy 935.94 Tax Levy Cancelled, Abated
 Municipal Expenditures 568.92 or Adjusted .07

EXPENDITURES		REVENUES-REALIZED		1992 PROPERTY TAX	
GENERAL GOVERNMENT				STATE EQUALIZED TAX RATE →	
Governing Body & Public Boards	27,149.00	1992 Property Taxes Collected	9,400,045.94	Local District School Taxes	1.03 4,575,482.50
Municipal Clerk	99,372.00	1992 Payments in Lieu of Taxes		Regional & Consolidated School Tax	
Financial Administration	94,101.00	Delinquent Tax & Lien Collections	405,038.18	School Taxes in Municipal Budget	
Assessment of Taxes	227,700.00	Business Personalty Replacement Taxes	415,379.96	County Taxes	.57 2,527,189.84
Collection of Taxes	64,534.00	Taxes from Public Utilities	744,573.30	County Library Taxes	.03 154,878.45
Planning, Housing & Development	302,628.00	Other Miscellaneous Tax Revenues		Local Municipal Purpose Taxes	.51 2,278,000.00
Human Resources	73,307.13	State Aid Revenues	533,056.43	Veteran & Senior Citizen Taxes	
Elections		Federal Aid Revenues		Total Taxes for Rate Computation	2.14 9,680,950.79
General Administration (other)	383,262.00	State and Local Fiscal Assistance Act Utilized		Special District Taxes	
JUDICIARY		Sale of Acquired Property		Bank Corp. Taxes	
Municipal Courts	112,295.00	Other Miscellaneous Revenues	898,178.59	Added and Omitted Taxes	72,811.98
PUBLIC SAFETY		Total	12,396,271.40	Total Taxes Levied - ABSTRACT	9,608,362.77
Fire Protection	33,320.00	Prior Years Surplus Appropriated	500,000.00	Total Taxes Billed	9,970,019.04
Police Protection	1,333,001.00	REVENUES TOTAL	12,896,271.40	1992 TAXES COLLECTED	9,400,045.94
Civil Defense & Disaster Control	500.00	Reserve For Uncollected Taxes	623,806.00	1992 Taxes Cancelled, Abated or Adjusted	6,760.99
Environmental Inspection & Control	90,623.00	CAPITAL OUTLAY TOTAL		Transfer to Tax Title Liens or Foreclosed	101,097.01
Other Public Safety			1,143,940.79	Balance Outstanding Dec. 31, 1992	462,115.11
PUBLIC WORKS		PRIOR YEARS TAXES OUTSTANDING		Balance January 1, 1992	417,829.76
Streets and Drainage	335,337.00	Public Enterprises	23,099.90	Collected in 1992	355,783.61
Sewers and Sewage Processing	175,168.00	Recreation-Culture		Cancelled, Abated or Adjusted 1992	36,798.24
Garbage and Trash Disposal	294,954.00	Public Works	219,835.56	Transfers to Tax Title Liens or Foreclosed	12,218.26
Public Buildings and Grounds	165,996.00	Buildings and Grounds	901,005.33	Balance December 31, 1992	13,029.65
Other Public Works	33,450.00	Library and Education		TAX TITLE LIENS OUTSTANDING	
HEALTH and WELFARE		Conservation		Balance January 1, 1992	1,122,268.24
Health Services Except Environmental	2,310.00	All Other		Transfer From Taxes	115,425.29
Welfare-Public Assistance	6,645.00	CAPITAL DEBT AUTHORIZED, DECEMBER 31, 1992		Redeemed in 1992	49,254.57
Hospital, Clinics, First Aid		ISSUED AND UNISSUED	GROSS DEBT	Cancelled, Abated or Adjusted (1992)	
Animal, Insect, & Rodent Control		School	10,798,000	Transfers to Foreclosed Property	
Other Welfare Services		Self-Liquidating	2,519,250	Balance December 31, 1992	1,188,438.96
RECREATION and CONSERVATION		Other	8,213,190	PROPERTY ACQUIRED BY DEED OR FORECLOSURE	
Beaches and Boardwalks		Total	21,530,440	Balance January 1, 1992	9,940.01
Parks, Playgrounds, Shade Trees	64,080.30	ISSUED AND OUTSTANDING		Transfers From Taxes or Liens	
Land Reclamation & Conservation	19,853.26	School	10,798.00	Sale for Cash (1992)	
Other Recreational Services	72,722.00	Self-Liquidating	2,504,000.00	Cancelled, Abated or Adjusted (1992)	
EDUCATION (excluding schools)		Other	5,597,600.00	Balance December 31, 1992	9,940.01
Libraries	44,631.00	Total	8,112,398.00	CURRENT FINANCES DECEMBER 31, 1992	
Other Educational Services		EQUALIZED VALUATION BASIS FOR NET DEBT COMPUTATION		ASSETS	
STATUTORY EXPENDITURES		REAL PROPERTY VALUATIONS		Cash Dec. 31, 1992	3,879,147.42
Pensions & F. L. C. A.	207,325.13	Code	Class	# of Parcels	% VAL'N
Employee Fringe Benefits	296,500.00	1	Vacant Land	519	3.84
Other Statutory Expenditures		2	Residential	3383	76.77
CETA And Other Public Employment Programs		3	Farm	114	1.65
MUNICIPAL FUNCTIONS TOTAL		4a	Commercial	137	5.78
4,560,713.87		4b	Industrial	22	10.53
CAPITAL IMPROVEMENTS *ME 40*		4c	Apartments	9	1.42
48,000.00		Total	4184		
DEBT SERVICE		Land Area 9.65 Sq. Miles		ASSESSED VALUATION	
Principal Payments	320,620.00	Net Valuation Taxable-Municipal		10,087,750.00	
Interest Payments	259,163.64	Net Valuation Taxable-County		231,877,300.00	
DEFERRED CHARGES		State Equalized Valuation		4,353,120.00	
SCHOOL, COUNTY, SPECIAL DISTRICT TAXES	71,193.16	State Equalization Ratio		15,207,100.00	
RESERVE FOR UNCOLLECTED TAXES	7,257,550.79			27,703,400.00	
EXPENDITURES TOTAL	13,093,047.45			3,735,600.00	
				Total	
				5,996,184.18	
				LIABILITIES, RESERVES, AND SURPLUS	
				Cash Liabilities	
				3,463,192.59	
				Reserves for Receivables	
				1,802,712.15	
				Surplus Dec. 31, 1992	
				730,279.44	
				Total	
				5,996,184.18	

1411

Population 1980 9,359
 Population 1990 8,521
 S & P Rating AA
 Moody Rating

General Tax Rate Per \$100. 1.69
 State Equalized Tax Rate 1.41

FLORHAM PARK BOROUGH - MORRIS CO.

Form of Government:
 Borough Council

Number of Members on Governing Body - 6

PER CAPITA:

Gross Debt 315.80
 Net Debt 275.22
 Debt Service 123.76
 Total Tax Levy 2,313.79
 Municipal Expenditures 893.34

PER CENT:

Gross Debt .17
 Net Debt .15
 Tax Levy Collected 98.06
 Tax Levy Cancelled, Abated or Adjusted .17

EXPENDITURES		REVENUES-REALIZED		1992 PROPERTY TAX	
GENERAL GOVERNMENT				STATE EQUALIZED TAX RATE	
Governing Body & Public Boards		1992 Property Taxes Collected	19,273,549.00	Local District School Taxes	.47 6,605,376.00
Municipal Clerk		1992 Payments in Lieu of Taxes		Regional & Consolidated School Tax	.28 3,911,195.12
Financial Administration	144,489.00	Delinquent Tax & Lien Collections	293,641.00	School Taxes in Municipal Budget	
Assessment of Taxes	199,069.00	Business Personalty Replacement Taxes	229,768.00	County Taxes	.33 4,548,443.79
Collection of Taxes	4,400.00	Taxes from Public Utilities	800,800.00	County Library Taxes	
Planning, Housing & Development	49,200.00	Other Miscellaneous Tax Revenues		Local Municipal Purpose Taxes	.33 4,587,609.00
Human Resources	106,592.00	State Aid Revenues	254,637.00	Veteran & Senior Citizen Taxes	
Elections	3,300.00	Federal Aid Revenues		Total Taxes for Rate Computation	1.41 19,702,323.91
General Administration (other)	753,209.00	State and Local Fiscal Assistance Act Utilized		Special District Taxes	
JUDICIARY		Sale of Acquired Property		Bank Corp. Taxes	
Municipal Courts	58,111.00	Other Miscellaneous Revenues	772,449.00	Added and Omitted Taxes	37,650.00
PUBLIC SAFETY				Total Taxes Levied - ABSTRACT	19,690,273.91
Fire Protection	107,300.00	Prior Years Surplus Appropriated	1,095,000.00	Total Taxes Billed	19,655,711.00
Police Protection	1,416,881.00	REVENUES TOTAL	22,724,844.00	1992 TAXES COLLECTED	19,273,549.00
Civil Defense & Disaster Control	5,300.00	Reserve For Uncollected Taxes	784,167.00	1992 Taxes Cancelled, Abated or Adjusted	34,207.00
Environmental Inspection & Control	39,700.00	CAPITAL OUTLAY TOTAL	578,190.00	Transfer to Tax Title Liens or Foreclosed	10,074.00
Other Public Safety		Public Enterprises	117,019.00	Balance Outstanding Dec. 31, 1992	337,881.00
PUBLIC WORKS		Recreation-Culture		PRIOR YEARS TAXES OUTSTANDING	
Streets and Drainage	638,895.70	Public Works	461,171.00	Balance January 1, 1992	301,544.00
Sewers and Sewage Processing	200,000.00	Buildings and Grounds		Collected in 1992	298,641.00
Garbage and Trash Disposal	94,000.00	Library and Education		Cancelled, Abated or Adjusted 1992	
Public Buildings and Grounds	297,369.00	Conservation		Transfers to Tax Title Liens or Foreclosed	1,961.00
Other Public Works	154,957.00	All Other		Balance December 31, 1992	942.00
HEALTH and WELFARE		CAPITAL DEBT AUTHORIZED, DECEMBER 31, 1992		TAX TITLE LIENS OUTSTANDING	
Health Services Except Environmental	52,100.00	ISSUED AND UNISSUED		Balance January 1, 1992	23,192.00
Welfare-Public Assistance	3,175.00	School	195,355	Transfer From Taxes	12,035.00
Hospital, Clinics, First Aid		Self-Liquidating	150,000	Redeemed in 1992	
Animal, Insect, & Rodent Control	3,000.00	Other	2,345,110	Cancelled, Abated or Adjusted (1992)	
Other Welfare Services		Total	2,690,965	Transfers to Foreclosed Property	
RECREATION and CONSERVATION		ISSUED AND OUTSTANDING		Balance December 31, 1992	35,227.00
Beaches and Boardwalks		School	195,355.00	PROPERTY ACQUIRED BY DEED OR FORECLOSURE	
Parks, Playgrounds, Shade Trees	31,468.09	Self-Liquidating		Balance January 1, 1992	
Land Reclamation & Conservation	49,100.00	Other	2,274,000.00	Transfers From Taxes or Liens	
Other Recreational Services	153,625.00	Total	2,469,355.00	Sale for Cash (1992)	
EDUCATION (excluding schools)		EQUALIZED VALUATION BASIS FOR NET DEBT COMPUTATION		Cancelled, Abated or Adjusted (1992)	
Libraries	411,516.00	REAL PROPERTY VALUATIONS	1,609,425.543	Balance December 31, 1992	
Other Educational Services		Code Class # of Parcels % VAL'N ASSESSED VALUATION		CURRENT FINANCES DECEMBER 31, 1992 ASSETS	
STATUTORY EXPENDITURES		1 Vacant Land 124 3.31 38,372,000.00		Cash Dec. 31, 1992	2,320,521.00
Pensions & F. L. C. A.	344,507.00	2 Residential 2993 49.29 572,100,000.00		Taxes Receivable	338,823.00
Employee Fringe Benefits	376,600.00	3 Farm 1 .01 95,900.00		Tax Title Liens	35,227.00
Other Statutory Expenditures		4a Commercial 189 27.47 318,833,600.00		Foreclosed Property	
CETA And Other Public Employment Programs		4b Industrial 20 19.92 231,243,000.00		Emergencies & Other Deferred Charges	
MUNICIPAL FUNCTIONS TOTAL	5,747,863.79	4c Apartments		State and Federal Aid Receivable	474.00
CAPITAL IMPROVEMENTS *MEMO*	60,200.00	Total	3327	Other Receivables	9,120.00
DEBT SERVICE		Total	1,160,649,500.00	Total	2,704,165.00
Principal Payments	931,000.00	Land Area 7.50 Sq. Miles		LIABILITIES, RESERVES, AND SURPLUS	
Interest Payments	123,546.00	Net Valuation Taxable-Municipal	1,164,248,152	Cash Liabilities	992,407.00
DEFERRED CHARGES		Net Valuation Taxable-County	1,533,424,690	Reserves for Receivables	383,170.00
SCHOOL, COUNTY, SPECIAL DISTRICT TAXES	15,065,014.91	State Equalized Valuation	1,398,610,080	Surplus Dec. 31, 1992	1,328,588.00
RESERVE FOR UNCOLLECTED TAXES	784,167.00	State Equalization Ratio	83.29	Total	2,704,165.00
EXPENDITURES TOTAL	22,651,591.70				

0110

Population 1980 1,892
 Population 1990 2,181
 S & P Rating
 Moody Rating

General Tax Rate Per \$100. 2.49
 State Equalized Tax Rate 2.22

FOLSOM BOROUGH - ATLANTIC COUNTY

Form of Government:

Borough Council

Number of Members on Governing Body - 6

PER CAPITA:

Gross Debt 467.47
 Net Debt 178.61
 Debt Service 40.82
 Total Tax Levy 810.97
 Municipal Expenditures 497.61

PER CENT:

Gross Debt 1.27
 Net Debt .49
 Tax Levy Collected 88.97
 Tax Levy Cancelled, Abated or Adjusted

EXPENDITURES		REVENUES-REALIZED		1992 PROPERTY TAX	
GENERAL GOVERNMENT		REVENUES		STATE EQUALIZED TAX RATE	
Governing Body & Public Boards		1992 Property Taxes Collected	1,575,062.00	Local District School Taxes	1.30
Municipal Clerk		1992 Payments in Lieu of Taxes		Regional & Consolidated School Tax	
Financial Administration	22,925.00	Delinquent Tax & Lien Collections	136,095.00	School Taxes in Municipal Budget	
Assessment of Taxes	13,900.00	Business Personalty Replacement Taxes	22,273.00	County Taxes	.48 *
Collection of Taxes	21,400.00	Taxes from Public Utilities	126,204.00	County Library Taxes	.04
Planning, Housing & Development	12,145.00	Other Miscellaneous Tax Revenues		Local Municipal Purpose Taxes	.41
Human Resources	8,585.00	State Aid Revenues	122,296.00	Veteran & Senior Citizen Taxes	
Elections		Federal Aid Revenues		Total Taxes for Rate Computation	2.23
General Administration (other)	164,575.00	State and Local Fiscal Assistance Act Utilized		Special District Taxes	
JUDICIARY		Sale of Acquired Property		Bank Corp. Taxes	
Municipal Courts	44,863.00	Other Miscellaneous Revenues	98,522.00	Added and Omitted Taxes	1,604.00
PUBLIC SAFETY		Total	2,080,452.00	Total Taxes Levied - ABSTRACT	1,768,724.06
Fire Protection	33,714.00	Prior Years Surplus Appropriated	320,000.00	Total Taxes Billed	1,772,266.00
Police Protection	4,000.00	REVENUES TOTAL	2,400,452.00	1992 TAXES COLLECTED	1,575,062.00
Civil Defense & Disaster Control	2,000.00	Reserve For Uncollected Taxes	273,915.00	1992 Taxes Cancelled, Abated or Adjusted	
Environmental Inspection & Control	22,750.00	CAPITAL OUTLAY TOTAL	6,181.00	Transfer to Tax Title Liens or Foreclosed	35,612.00
Other Public Safety		Public Enterprises		Balance Outstanding Dec. 31, 1992	161,592.00
PUBLIC WORKS		Recreation-Culture		PRIOR YEARS TAXES OUTSTANDING	
Streets and Drainage	88,403.00	Public Works		Balance January 1, 1992	127,432.00
Sewers and Sewage Processing	8,525.00	Buildings and Grounds	6,181.00	Collected in 1992	112,586.00
Gorbage and Trash Disposal	139,900.00	Library and Education		Cancelled, Abated or Adjusted 1992	
Public Buildings and Grounds	15,300.00	Conservation		Transfers to Tax Title Liens or Foreclosed	10,808.00
Other Public Works	30,000.00	All Other		Balance December 31, 1992	4,038.00
HEALTH and WELFARE		CAPITAL DEBT AUTHORIZED, DECEMBER 31, 1992		TAX TITLE LIENS OUTSTANDING	
Health Services Except Environmental		ISSUED AND UNISSUED		Balance January 1, 1992	65,950.00
Welfare-Public Assistance	4,000.00	School	630,000	Transfer From Taxes	47,955.00
Hospital, Clinics, First Aid	1,200.00	Self-Liquidating		Redeemed in 1992	23,509.00
Animal, Insect, & Rodent Control	4,600.00	Other	389,543	Cancelled, Abated or Adjusted (1992)	
Other Welfare Services		Total	1,019,543	Transfers to Foreclosed Property	
RECREATION and CONSERVATION		ISSUED AND OUTSTANDING		Balance December 31, 1992	90,396.00
Beaches and Boardwalks		School	630,000.00	PROPERTY ACQUIRED BY DEED OR FORECLOSURE	
Parks, Playgrounds, Shade Trees	9,500.00	Self-Liquidating		Balance January 1, 1992	14,477.00
Land Reclamation & Conservation	4,426.00	Other	71,500.00	Transfers From Taxes or Liens	
Other Recreational Services		Total	701,500.00	Sale for Cash (1992)	
EDUCATION (excluding schools)		EQUALIZED VALUATION BASIS		Cancelled, Abated or Adjusted (1992)	
Libraries		FOR NET DEBT COMPUTATION	80,293,716	Balance December 31, 1992	14,477.00
Other Educational Services		REAL PROPERTY VALUATIONS		CURRENT FINANCES DECEMBER 31, 1992	
STATUTORY EXPENDITURES		Code Class # of Parcels % VAL'N ASSESSED VALUATION		ASSETS	
Pensions & F. L. C. A.	20,977.00	1 Vacant Land 600 6.66 4,646,600.00		Cash Dec. 31, 1992	952,882.00
Employee Fringe Benefits		2 Residential 615 71.62 49,942,850.00		Taxes Receivable	165,630.00
Other Statutory Expenditures		3 Farm 93 1.16 809,100.00		Tax Title Liens	90,396.00
CETA And Other Public Employment Programs		4a Commercial 43 7.94 5,534,600.00		Foreclosed Property	14,477.00
MUNICIPAL FUNCTIONS TOTAL	683,588.00	4b Industrial 11 12.62 8,797,200.00		Emergencies & Other Deferred Charges	10,178.00
CAPITAL IMPROVEMENTS *MEYO*	20,000.00	4c Apartments		State and Federal Aid Receivable	129,603.00
DEBT SERVICE		Total	1362	Other Receivables	6,941.00
Principal Payments	81,000.00	Land Area 8.40 Sq. Miles		Total	1,370,107.00
Interest Payments	3,027.00	Net Valuation Taxable-Municipal	70,906,234	LIABILITIES, RESERVES, AND SURPLUS	
DEFERRED CHARGES	33,855.00	Net Valuation Taxable-County	84,182,470	Cash Liabilities	393,203.00
SCHOOL, COUNTY, SPECIAL DISTRICT TAXES	1,440,686.06	State Equalized Valuation	79,436,658	Reserves for Receivables	277,444.00
RESERVE FOR UNCOLLECTED TAXES	273,815.00	State Equalization Ratio	89.10	Surplus Dec. 31, 1992	699,460.00
EXPENDITURES TOTAL	2,525,971.06			Total	1,370,107.00

*Includes County Health Service Taxes, County Vocational School Taxes, or County Open Space Tax. See Table 13.

0219

Population 1980 32,449
 Population 1990 31,997
 S & P Rating AAA
 Moody Rating AA

General Tax Rate Per \$100. 1.67
 State Equalized Tax Rate 1.42

FORT LEE BOROUGH - BERGEN COUNTY

Form of Government:

Borough Council

Number of Members on Governing Body - 6

PER CAPITA:

Gross Debt 1,110.65
 Net Debt 1,072.74
 Debt Service 99.57
 Total Tax Levy 1,600.38
 Municipal Expenditures 1,003.24

PER CENT:

Gross Debt .86
 Net Debt .83
 Tax Levy Collected 94.76
 Tax Levy Cancelled, Abated or Adjusted .92

EXPENDITURES		REVENUES-REALIZED		1992 PROPERTY TAX	
GENERAL GOVERNMENT				STATE EQUALIZED TAX RATE	
Governing Body & Public Boards	87,100.00	1992 Property Taxes Collected	48,550,763.00	Local District School Taxes	.63 22,845,330.00
Municipal Clerk	131,602.00	1992 Payments in Lieu of Taxes		Regional & Consolidated School Tax	
Financial Administration	52,400.00	Delinquent Tax & Lien Collections	1,789,669.93	School Taxes in Municipal Budget	
Assessment of Taxes	294,500.00	Business Personalty Replacement Taxes	147,976.44	County Taxes	.24 8,623,759.24
Collection of Taxes	208,368.00	Taxes from Public Utilities	1,166,430.00	County Library Taxes	
Planning, Housing & Development	10,200.00	Other Miscellaneous Tax Revenues		Local Municipal Purpose Taxes	.54 19,623,830.75
Human Resources	259,029.10	State Aid Revenues	5,813,493.96	Veteran & Senior Citizen Taxes	162,750.00
Elections	9,070.00	Federal Aid Revenues		Total Taxes for Rate Computation	1.41 51,235,669.99
General Administration (other)	2,613,169.00	State and Local Fiscal Assistance Act Utilized		Special District Taxes	
JUDICIARY		Sale of Acquired Property		Bank Corp. Taxes	
Municipal Courts	594,519.98	Other Miscellaneous Revenues	3,064,952.40	Added and Omitted Taxes	114,472.04
PUBLIC SAFETY		Total	60,533,290.73	Total Taxes Levied - ABSTRACT	51,207,392.03
Fire Protection	1,424,709.60	Prior Years Surplus Appropriated	1,000,003.00	Total Taxes Billed	51,235,725.76
Police Protection	6,818,783.00	REVENUES TOTAL	61,533,290.73	1992 TAXES COLLECTED	48,550,763.00
Civil Defense & Disaster Control	3,775.00	Reserve For Uncollected Taxes	2,366,000.00	1992 Taxes Cancelled, Abated or Adjusted	470,777.34
Environmental Inspection & Control	363,950.00	CAPITAL OUTLAY TOTAL	5,366,420.94	Transfer to Tax Title Liens or Foreclosed	46,606.36
Other Public Safety				Balance Outstanding Dec. 31, 1992	2,167,578.34
PUBLIC WORKS		Public Enterprises		PRIOR YEARS TAXES OUTSTANDING	
Streets and Drainage	988,173.00	Recreation—Culture	923.74	Balance January 1, 1992	3,202,989.82
Sewers and Sewage Processing	3,788,496.00	Public Works	1,692,513.22	Collected in 1992	1,622,391.24
Garbage and Trash Disposal	1,686,200.00	Buildings and Grounds	3,672,983.98	Cancelled, Abated or Adjusted 1992	723,657.71
Public Buildings and Grounds	421,920.00	Library and Education		Transfers to Tax Title Liens or Foreclosed	4,207.00
Other Public Works	91,000.00	Conservation		Balance December 31, 1992	852,733.87
HEALTH and WELFARE		All Other		TAX TITLE LIENS OUTSTANDING	
Health Services Except Environmental	434,921.00			Balance January 1, 1992	284,432.43
Welfare—Public Assistance	72,900.00			Transfer From Taxes	51,357.40
Hospital, Clinics, First Aid				Redeemed in 1992	167,278.69
Animal, Insect, & Rodent Control				Cancelled, Abated or Adjusted (1992)	
Other Welfare Services				Transfers to Foreclosed Property	
RECREATION and CONSERVATION				Balance December 31, 1992	168,511.14
Beaches and Boardwalks				PROPERTY ACQUIRED BY DEED OR FORECLOSURE	
Parks, Playgrounds, Shade Trees	438,735.00			Balance January 1, 1992	8,220.00
Land Reclamation & Conservation	127,308.70			Transfers From Taxes or Liens	
Other Recreational Services	312,530.00			Sale for Cash (1992)	
EDUCATION (excluding schools)				Cancelled, Abated or Adjusted (1992)	
Libraries	1,334,546.00			Balance December 31, 1992	8,220.00
Other Educational Services				CURRENT FINANCES DECEMBER 31, 1992	
STATUTORY EXPENDITURES				ASSETS	
Pensions & F. L. C. A.	553,502.62			Cash Dec. 31, 1992	1,805,184.05
Employee Fringe Benefits	1,471,000.00			Taxes Receivable	3,020,312.21
Other Statutory Expenditures	1,000.00			Tax Title Liens	168,511.14
CETA And Other Public Employment Programs				Foreclosed Property	8,220.00
MUNICIPAL FUNCTIONS TOTAL	24,598,438.00			Emergencies & Other Deferred Charges	87,400.00
CAPITAL IMPROVEMENTS *ME40*	75,000.00			State and Federal Aid Receivable	23,204.42
DEBT SERVICE				Other Receivables	106,293.23
Principal Payments	1,721,091.60			Total	5,219,125.05
Interest Payments	1,464,691.81			LIABILITIES, RESERVES, AND SURPLUS	
DEFERRED CHARGES	1,950,389.63			Cash Liabilities	1,218,941.75
SCHOOL, COUNTY, SPECIAL DISTRICT TAXES	31,467,039.24			Reserves for Receivables	3,303,336.58
RESERVE FOR UNCOLLECTED TAXES	2,366,000.00			Surplus Dec. 31, 1992	696,846.73
EXPENDITURES TOTAL	63,569,670.28			Total	5,219,125.06
		EQUALIZED VALUATION BASIS FOR NET DEBT COMPUTATION	4,137,307.692		
		REAL PROPERTY VALUATIONS			
		Code Class # of Parcels % VAL'N ASSESSED VALUATION			
		1 Vacant Land 231 2.04 62,364,200.00			
		2 Residential 6635 77.02 2,356,398,900.00			
		3 Farm			
		4a Commercial 364 17.76 543,413,680.00			
		4b Industrial 12 .48 14,708,225.00			
		4c Apartments 42 2.70 82,587,000.00			
		Total 7285 3,059,472,005.00			
		Land Area 2.50 Sq. Miles			
		Net Valuation Taxable-Municipal 3,061,152,897			
		Net Valuation Taxable-County 3,728,971,473			
		State Equalized Valuation 3,606,075,712			
		State Equalization Ratio 84.82			

1995
 Population 1980 4,654
 Population 1990 5,114
 S & P Rating
 Moody Rating

General Tax Rate Per \$100. 1.92
 State Equalized Tax Rate 1.92

FRANKFORD TOWNSHIP - SUSSEX CO.
 Form of Government:
 Township Committee
 Number of Members on Governing Body - 3

PER CAPITA:
 Gross Debt 659.35
 Net Debt 32.33
 Debt Service
 Total Tax Levy 1,456.07
 Municipal Expenditures 492.35

PER CENT:
 Gross Debt .35
 Net Debt .04
 Tax Levy Collected 90.58
 Tax Levy Cancelled, Abated or Adjusted .71

EXPENDITURES		REVENUES-REALIZED		1992 PROPERTY TAX	
GENERAL GOVERNMENT				STATE EQUALIZED TAX RATE	
Governing Body & Public Boards		1992 Property Taxes Collected	6,765,026.96	Local District School Taxes	.84
Municipal Clerk		1992 Payments in Lieu of Taxes		Regional & Consolidated School Tax	.51
Financial Administration	52,000.00	Delinquent Tax & Lien Collections	513,053.00	School Taxes in Municipal Budget	
Assessment of Taxes	39,000.00	Business Personality Replacement Taxes	61,589.64	County Taxes	.30 *
Collection of Taxes	57,000.00	Taxes from Public Utilities	332,439.00	County Library Taxes	.02
Planning, Housing & Development	71,300.00	Other Miscellaneous Tax Revenues		Local Municipal Purpose Taxes	.23
Human Resources	6,520.00	State Aid Revenues	363,353.00	Veteran & Senior Citizen Taxes	
Elections		Federal Aid Revenues		Total Taxes for Rate Computation	1.90
General Administration (other)	251,700.00	State and Local Fiscal Assistance Act Utilized		Special District Taxes	
JUDICIARY		Sale of Acquired Property		Bank Corp. Taxes	
Municipal Courts	56,000.00	Other Miscellaneous Revenues	322,814.33	Added and Omitted Taxes	
PUBLIC SAFETY		Total	8,358,275.93	Total Taxes Levied - ABSTRACT	
Fire Protection	53,865.00	Prior Years Surplus Appropriated	250,000.00	Total Taxes Billed	7,468,868.04
Police Protection	24,100.00	REVENUES TOTAL	8,608,275.93	1992 TAXES COLLECTED	6,765,026.96
Civil Defense & Disaster Control	4,500.00	Reserve For Uncollected Taxes	823,620.00	1992 Taxes Cancelled, Abated or Adjusted	53,275.43
Environmental Inspection & Control	50,500.00	CAPITAL OUTLAY TOTAL	441,675.91	Transfer to Tax Title Liens or Foreclosed	47,589.04
Other Public Safety		Public Enterprises		Balance Outstanding Dec. 31, 1992	602,976.61
PUBLIC WORKS		Recreation-Culture		PRIOR YEARS TAXES OUTSTANDING	
Streets and Drainage	626,205.00	Public Works	298,646.34	Balance January 1, 1992	918,738.45
Sewers and Sewage Processing	12,081.00	Buildings and Grounds	143,029.57	Collected in 1992	478,083.62
Garbage and Trash Disposal	6,000.00	Library and Education		Cancelled, Abated or Adjusted 1992	102,230.20
Public Buildings and Grounds	72,000.00	Conservation		Transfers to Tax Title Liens or Foreclosed	73,477.48
Other Public Works	25,000.00	All Other		Balance December 31, 1992	264,947.15
HEALTH and WELFARE		CAPITAL DEBT AUTHORIZED, DECEMBER 31, 1992		TAX TITLE LIENS OUTSTANDING	
Health Services Except Environmental	16,000.00	ISSUED AND UNISSUED		Balance January 1, 1992	2,119.49
Welfare-Public Assistance	3,800.00	School	3,206,589	Transfer From Taxes	129,685.82
Hospital, Clinics, First Aid	3,000.00	Self-Liquidating		Redeemed in 1992	34,969.38
Animal, Insect, & Rodent Control	21,400.00	Other	165,346	Cancelled, Abated or Adjusted (1992)	
Other Welfare Services		Total	3,371,935	Transfers to Foreclosed Property	
RECREATION and CONSERVATION		ISSUED AND OUTSTANDING		Balance December 31, 1992	96,835.93
Beaches and Boardwalks		School		PROPERTY ACQUIRED BY DEED OR	
Parks, Playgrounds, Shade Trees		Self-Liquidating		FORECLOSURE	
Land Reclamation & Conservation	1,419.00	Other		Balance January 1, 1992	203,925.00
Other Recreational Services	15,200.00	Total	3,206,589.03	Transfers From Taxes or Liens	
EDUCATION (excluding schools)		EQUALIZED VALUATION BASIS		Sale for Cash (1992)	59,000.00
Libraries		FOR NET DEBT COMPUTATION	397,396,926	Cancelled, Abated or Adjusted (1992)	
Other Educational Services		REAL PROPERTY VALUATIONS		Balance December 31, 1992	144,925.00
STATUTORY EXPENDITURES		Code Class # of Parcels % VAL'N		CURRENT FINANCES DECEMBER 31, 1992	
Pensions & F. I. C. A.	68,500.00	1 Vacant Land 636 7.42	29,570,100.00	ASSETS	
Employee Fringe Benefits	130,000.00	2 Residential 1926 72.03	277,377,651.00	Cash Dec. 31, 1992	1,267,608.98
Other Statutory Expenditures	3,000.00	3 Farm 572 10.36	39,903,091.00	Taxes Receivable	867,923.76
CETA And Other Public Employment Programs		4a Commercial 93 9.13	35,142,727.00	Tax Title Liens	96,835.93
MUNICIPAL FUNCTIONS TOTAL	1,670,090.00	4b Industrial 11 1.02	3,920,100.00	Foreclosed Property	144,925.00
CAPITAL IMPROVEMENTS *MEMO*	140,000.00	4c Apartments 1 .04	150,500.00	Emergencies & Other Deferred Charges	24,171.00
DEBT SERVICE		Total 3239	385,064,169.00	State and Federal Aid Receivable	29,223.31
Principal Payments		Land Area 34.70 Sq. Miles		Other Receivables	43,068.39
Interest Payments		Net Valuation Taxable-Municipal	387,836,053	Total	2,478,756.37
DEFERRED CHARGES	24,171.00	Net Valuation Taxable-County	389,803,698	LIABILITIES, RESERVES, AND SURPLUS	
SCHOOL, COUNTY, SPECIAL DISTRICT TAXES	6,522,638.43	State Equalized Valuation	398,607,725	Cash Liabilities	586,920.75
RESERVE FOR UNCOLLECTED TAXES	823,620.00	State Equalization Ratio	99.90	Reserves for Receivables	1,177,248.60
EXPENDITURES TOTAL	9,040,569.43			Surplus Dec. 31, 1992	714,597.02

1906

Population 1980 4,486
 Population 1990 4,977
 S & P Rating
 Moody Rating AAA

General Tax Rate Per \$100. 4.32
 State Equalized Tax Rate 2.62

FRANKLIN BOROUGH - SUSSEX COUNTY

Form of Government:

Borough Council

Number of Members on Governing Body - 6

PER CAPITA:

Gross Debt 2,111.90
 Net Debt 434.74
 Debt Service 15.04
 Total Tax Levy 1,202.20
 Municipal Expenditures 717.69

PER CENT:

Gross Debt 4.62
 Net Debt .95
 Tax Levy Collected 93.93
 Tax Levy Cancelled, Abated or Adjusted .42

EXPENDITURES		REVENUES-REALIZED		1992 PROPERTY TAX	
GENERAL GOVERNMENT		REVENUES-REALIZED		1992 PROPERTY TAX	
Governing Body & Public Boards		1992 Property Taxes Collected	5,621,612.09	STATE EQUALIZED TAX RATE	
Municipal Clerk		1992 Payments in Lieu of Taxes		Local District School Taxes	1.07 2,435,293.00
Financial Administration	63,065.00	Delinquent Tax & Lien Collections	346,950.13	Regional & Consolidated School Tax	.53 1,216,252.62
Assessment of Taxes	40,330.00	Business Personalty Replacement Taxes	68,315.80	School Taxes in Municipal Budget	
Collection of Taxes	43,530.00	Taxes from Public Utilities	472,939.00	County Taxes	.42 * 957,721.09
Planning, Housing & Development	439,410.00	Other Miscellaneous Tax Revenues		County Library Taxes	.03 72,659.33
Human Resources	57,223.00	State Aid Revenues	623,159.00	Local Municipal Purpose Taxes	.57 1,291,786.00
Elections	2,640.00	Federal Aid Revenues		Veteran & Senior Citizen Taxes	48,750.00
General Administration (other)	424,380.00	State and Local Fiscal Assistance Act Utilized		Total Taxes for Rate Computation	2.62 6,022,452.04
JUDICIARY		Sole of Acquired Property		Special District Taxes	
Municipal Courts	32,989.00	Other Miscellaneous Revenues	414,304.48	Bank Corp. Taxes	
PUBLIC SAFETY		Total	7,552,280.50	Added and Omitted Taxes	9,649.83
Fire Protection	85,678.00	Prior Years Surplus Appropriated	427,424.00	Total Taxes Levied - ABSTRACT	5,983,351.87
Police Protection	640,596.00	REVENUES TOTAL	7,979,704.50	Total Taxes Billed	5,984,634.70
Civil Defense & Disaster Control	1,250.00	Reserve For Uncollected Taxes	422,714.00	1992 TAXES COLLECTED	5,621,612.09
Environmental Inspection & Control	57,240.00	CAPITAL OUTLAY TOTAL	337,869.00	1992 Taxes Cancelled, Abated or Adjusted	25,153.20
Other Public Safety		Public Enterprises	289,351.43	Transfer to Tax Title Liens or Foreclosed	46,457.28
PUBLIC WORKS		Recreation-Culture		Balance Outstanding Dec. 31, 1992	291,412.13
Streets and Drainage	508,900.00	Public Works	13,784.51	PRIOR YEARS TAXES OUTSTANDING	
Sewers and Sewage Processing		Buildings and Grounds	34,733.01	Balance January 1, 1992	346,302.19
Garbage and Trash Disposal	253,110.00	Library and Education		Collected in 1992	303,541.29
Public Buildings and Grounds	71,455.00	Conservation		Cancelled, Abated or Adjusted 1992	
Other Public Works	23,000.00	All Other		Transfers to Tax Title Liens or Foreclosed	41,577.30
HEALTH and WELFARE		CAPITAL DEBT AUTHORIZED, DECEMBER 31, 1992		Balance December 31, 1992	1,183.60
Health Services Except Environmental	3,540.00	ISSUED AND UNISSUED	GROSS DEBT	TAX TITLE LIENS OUTSTANDING	
Welfare-Public Assistance	8,181.00	School	2,799,326	Balance January 1, 1992	81,899.07
Hospital, Clinics, First Aid		Self-Liquidating	5,547,898	Transfer From Taxes	95,960.73
Animal, Insect, & Rodent Control	1,200.00	Other	2,163,725	Redeemed in 1992	43,408.84
Other Welfare Services		Total	10,510,949	Cancelled, Abated or Adjusted (1992)	
RECREATION and CONSERVATION		ISSUED AND OUTSTANDING		Transfers to Foreclosed Property	
Beaches and Boardwalks		School	2,799,326.27	Balance December 31, 1992	134,450.96
Parks, Playgrounds, Shade Trees		Self-Liquidating	5,531,480.11	PROPERTY ACQUIRED BY DEED OR FORECLOSURE	
Land Reclamation & Conservation	4,515.00	Other	376,500.00	Balance January 1, 1992	31,300.00
Other Recreational Services	28,650.00	Total	8,707,306.38	Transfers From Taxes or Liens	
EDUCATION (excluding schools)		EQUALIZED VALUATION BASIS		Sole for Cash (1992)	
Libraries		FOR NET DEBT COMPUTATION	227,684,588	Cancelled, Abated or Adjusted (1992)	
Other Educational Services	10.00	REAL PROPERTY VALUATIONS		Balance December 31, 1992	31,300.00
STATUTORY EXPENDITURES		Code Class # of Parcels % VAL'N	ASSESSED VALUATION	CURRENT FINANCES DECEMBER 31, 1992	
Pensions & F. L. C. A.	133,255.00	1 Vacant Land 172 3.25	4,431,500.00	ASSETS	
Employee Fringe Benefits	142,900.00	2 Residential 1358 68.99	94,163,700.00	Cash Dec. 31, 1992	965,458.00
Other Statutory Expenditures	2,230.00	3 Farm 40 1.31	2,482,100.00	Taxes Receivable	292,595.73
CETA And Other Public Employment Programs		4a Commercial 117 19.93	27,207,900.00	Tax Title Liens	134,450.96
MUNICIPAL FUNCTIONS TOTAL	3,074,327.00	4b Industrial 7 3.12	4,261,300.00	Foreclosed Property	31,300.00
CAPITAL IMPROVEMENTS *ME40*	20,000.00	4c Apartments 21 2.89	3,944,700.00	Emergencies & Other Deferred Charges	40,000.00
DEBT SERVICE		Total 1715	136,431,200.00	State and Federal Aid Receivable	366,311.61
Principal Payments	50,000.00	Land Area 4.40 Sq. Miles		Other Receivables	51,307.90
Interest Payments	24,879.60	Net Valuation Taxable-Municipal	138,309,335	Total	1,831,424.20
DEFERRED CHARGES		Net Valuation Taxable-County	227,802,433	LIABILITIES, RESERVES, AND SURPLUS	
SCHOOL, COUNTY, SPECIAL DISTRICT TAXES	4,631,916.04	State Equalized Valuation	226,791,763	Cash Liabilities	756,531.44
RESERVE FOR UNCOLLECTED TAXES	422,714.00	State Equalization Ratio	60.67	Reserves for Receivables	499,121.61
EXPENDITURES TOTAL	8,253,835.64			Surplus Dec. 31, 1992	625,771.13

*Includes County Health Service Taxes, County Vocational School Taxes, or County Open Space Tax. See Table 13.

Population 1980 12,396
 Population 1990 14,482
 S & P Rating
 Moody Rating

General Tax Rate Per \$100. 3.25
 State Equalized Tax Rate 2.19

FRANKLIN TOWNSHIP - GLOUCESTER CO.

Form of Government:

Township Committee

Number of Members on Governing Body - 5

PER CAPITA: Gross Debt 934.58 PER CENT: Gross Debt 2.72
 Net Debt 165.23 Net Debt .48
 Debt Service 54.28 Tax Levy Collected 36.56
 Total Tax Levy 851.88 Tax Levy Cancelled, Abated
 Municipal Expenditures 498.99 or Adjusted .09

EXPENDITURES		REVENUES-REALIZED		1992 PROPERTY TAX	
GENERAL GOVERNMENT				STATE EQUALIZED TAX RATE	
Governing Body & Public Boards		1992 Property Taxes Collected	10,698,872.01	Local District School Taxes	.52 2,735,606.00
Municipal Clerk		1992 Payments in Lieu of Taxes		Regional & Consolidated School Tax	.54 2,860,796.28
Financial Administration	113,575.42	Delinquent Tax & Lien Collections	1,398,315.33	School Taxes in Municipal Budget	
Assessment of Taxes	53,077.47	Business Personalty Replacement Taxes	56,009.24	County Taxes	.61 3,260,738.61
Collection of Taxes	90,697.68	Taxes from Public Utilities	1,046,716.00	County Library Taxes	
Planning, Housing & Development	93,361.69	Other Miscellaneous Tax Revenues		Local Municipal Purpose Taxes	.52 2,757,012.03
Human Resources	117,310.00	State Aid Revenues	994,259.33	Veteran & Senior Citizen Taxes	
Elections	4,351.05	Federal Aid Revenues		Total Taxes for Rate Computation	2.19 11,762,052.92
General Administration (other)	737,051.45	State and Local Fiscal Assistance Act Utilized		Special District Taxes	538,326.80
JUDICIARY		Sale of Acquired Property		Bank Corp. Taxes	
Municipal Courts	103,378.08	Other Miscellaneous Revenues	987,862.74	Added and Omitted Taxes	194,515.45
PUBLIC SAFETY		Total	15,182,034.65	Total Taxes Levied - ABSTRACT	12,336,995.17
Fire Protection	27,932.80	Prior Years Surplus Appropriated	415,859.40	Total Taxes Billed	12,360,661.22
Police Protection	1,289,023.35	REVENUES TOTAL	15,597,893.05	1992 TAXES COLLECTED	10,698,872.01
Civil Defense & Disaster Control	27,237.11	Reserve For Uncollected Taxes	1,401,799.23	1992 Taxes Cancelled, Abated or Adjusted	11,370.45
Environmental Inspection & Control	91,483.21	CAPITAL OUTLAY TOTAL	691,596.49	Transfer to Tax Title Liens or Foreclosed	198,175.24
Other Public Safety		Public Enterprises		Balance Outstanding Dec. 31, 1992	1,452,243.52
PUBLIC WORKS		Recreation-Culture		PRIOR YEARS TAXES OUTSTANDING	
Streets and Drainage	506,412.64	Public Works	454,472.67	Balance January 1, 1992	1,318,855.98
Sewers and Sewage Processing	2.70	Buildings and Grounds	237,123.82	Collected in 1992	1,235,905.47
Garbage and Trash Disposal	805,922.24	Library and Education		Cancelled, Abated or Adjusted 1992	3,112.67
Public Buildings and Grounds	68,610.01	Conservation		Transfers to Tax Title Liens or Foreclosed	30,956.21
Other Public Works		All Other		Balance December 31, 1992	48,881.63
HEALTH and WELFARE		CAPITAL DEBT AUTHORIZED, DECEMBER 31, 1992		TAX TITLE LIENS OUTSTANDING	
Health Services Except Environmental	2,826.04	ISSUED AND UNISSUED		Balance January 1, 1992	598,190.19
Welfare-Public Assistance	5,063.42	School	11,142,422	Transfer From Taxes	225,178.53
Hospital, Clinics, First Aid		Self-Liquidating		Redeemed in 1992	152,409.86
Animal, Insect, & Rodent Control	2,900.00	Other	2,393,655	Cancelled, Abated or Adjusted (1992)	
Other Welfare Services		Total	13,536,073	Transfers to Foreclosed Property	
RECREATION and CONSERVATION		ISSUED AND OUTSTANDING		Balance December 31, 1992	650,958.86
Beaches and Boardwalks		School	11,141,618.80	PROPERTY ACQUIRED BY DEED OR FORECLOSURE	
Parks, Playgrounds, Shade Trees	48,508.44	Self-Liquidating		Balance January 1, 1992	293,100.00
Land Reclamation & Conservation	6,950.00	Other	2,393,330.95	Transfers From Taxes or Liens	
Other Recreational Services	21,710.69	Total	13,534,949.75	Sale for Cash (1992)	
EDUCATION (excluding schools)		EQUALIZED VALUATION BASIS FOR NET DEBT COMPUTATION	496,783,942	Cancelled, Abated or Adjusted (1992)	
Libraries	169,900.65	REAL PROPERTY VALUATIONS		Balance December 31, 1992	293,100.00
Other Educational Services	279.72	Code Class # of Parcels % VAL'N ASSESSED VALUATION		CURRENT FINANCES DECEMBER 31, 1992	
STATUTORY EXPENDITURES		1 Vacant Land 1844 6.78 23,959,500.00		ASSETS	
Pensions & F. L. C. A.	330,405.74	2 Residential 4312 76.24 269,516,000.00		Cash Dec. 31, 1992	1,458,965.14
Employee Fringe Benefits	275,319.00	3 Farm 969 7.22 25,511,900.00		Taxes Receivable	1,511,125.15
Other Statutory Expenditures	5,232.86	4a Commercial 217 9.00 31,804,300.00		Tax Title Liens	650,958.86
CETA And Other Public Employment Programs		4b Industrial 1 .36 210,100.00		Foreclosed Property	293,100.00
MUNICIPAL FUNCTIONS TOTAL	5,004,541.46	4c Apartments 9 .70 2,491,500.00		Emergencies & Other Deferred Charges	38,977.70
CAPITAL IMPROVEMENTS *MEHO*	10,000.00	Total 7352 353,493,300.00		State and Federal Aid Receivable	
DEBT SERVICE		Land Area 56.47 Sq. Miles		Other Receivables	186,145.53
Principal Payments	578,851.65	Net Valuation Taxable-Municipal	357,672,066	Total	4,139,272.38
Interest Payments	207,253.43	Net Valuation Taxable-County	523,610,533	LIABILITIES, RESERVES, AND SURPLUS	
DEFERRED CHARGES	33,857.43	State Equalized Valuation	528,960,931	Cash Liabilities	895,034.95
SCHOOL, COUNTY, SPECIAL DISTRICT TAXES	9,395,467.69	State Equalization Ratio	67.36	Reserves for Receivables	2,641,301.54
RESERVE FOR UNCOLLECTED TAXES	1,401,799.23			Surplus Dec. 31, 1992	602,935.89
EXPENDITURES TOTAL	15,621,770.89			Total	4,139,272.38

1010
 Population 1980 2,294
 Population 1990 2,851
 S & P Rating A1
 Moody Rating

General Tax Rate Per \$100. 1.91
 State Equalized Tax Rate 1.70

FRANKLIN TOWNSHIP - HUNTERDON CO.
 Form of Government:
 Township Committee
 Number of Members on Governing Body - 3

PER CAPITA:
 Gross Debt 1,537.49
 Net Debt 846.02
 Debt Service 22.63
 Total Tax Levy 1,638.07
 Municipal Expenditures 570.26

PER CENT:
 Gross Debt 1.60
 Net Debt .83
 Tax Levy Collected .96
 Tax Levy Cancelled, Abated or Adjusted

EXPENDITURES	REVENUES-REALIZED	1992 PROPERTY TAX	
GENERAL GOVERNMENT		STATE EQUALIZED TAX RATE	
Governing Body & Public Boards		Local District School Taxes	2,088,018.00
Municipal Clerk		Regional & Consolidated School Tax	1,249,147.09
Financial Administration 32,250.00	1992 Property Taxes Collected 4,436,943.96	School Taxes in Municipal Budget	
Assessment of Taxes 21,063.00	1992 Payments in Lieu of Taxes	County Taxes	764,628.94
Collection of Taxes 19,190.00	Delinquent Tax & Lien Collections 244,361.22	County Library Taxes	64,608.69
Planning, Housing & Development 126,330.00	Business Personality Replacement Taxes 53,401.64	Local Municipal Purpose Taxes	439,891.27
Human Resources 48,756.00	Taxes from Public Utilities 202,247.00	Veteran & Senior Citizen Taxes	17,650.00
Elections	Other Miscellaneous Tax Revenues	Total Taxes for Rate Computation	4,623,933.99
General Administration (other) 217,096.62	State Aid Revenues 106,499.39	Special District Taxes	
JUDICIARY	Federal Aid Revenues	Bank Corp. Taxes	
Municipal Courts 30,290.00	State and Local Fiscal Assistance Act Utilized	Added and Omitted Taxes	63,854.18
PUBLIC SAFETY	Sole of Acquired Property	Total Taxes Levied - ABSTRACT	4,670,138.17
Fire Protection 60,446.00	Other Miscellaneous Revenues 197,415.97	Total Taxes Billed	4,686,943.86
Police Protection 210,512.34	Total 5,291,369.08	1992 TAXES COLLECTED	4,486,943.86
Civil Defense & Disaster Control	Prior Years Surplus Appropriated 490,000.00	1992 Taxes Cancelled, Abated or Adjusted	3,948.27
Environmental Inspection & Control 30,759.96	REVENUES TOTAL 5,781,369.08	Transfer to Tax Title Liens or Foreclosed	6,268.03
Other Public Safety	Reserve For Uncollected Taxes 291,474.56	Balance Outstanding Dec. 31, 1992	188,577.91
PUBLIC WORKS	CAPITAL OUTLAY TOTAL 266,490.48	PRIOR YEARS TAXES OUTSTANDING	
Streets and Drainage 219,732.09	Public Enterprises	Balance January 1, 1992	254,604.06
Sewers and Sewage Processing	Recreation-Culture	Collected in 1992	237,785.47
Garbage and Trash Disposal 10,000.00	Public Works	Cancelled, Abated or Adjusted 1992	
Public Buildings and Grounds 27,500.00	Buildings and Grounds 266,490.48	Transfers to Tax Title Liens or Foreclosed	16,318.59
Other Public Works	Library and Education	Balance December 31, 1992	
HEALTH and WELFARE	Conservation	TAX TITLE LIENS OUTSTANDING	
Health Services Except Environmental 27,350.00	All Other	Balance January 1, 1992	38,019.28
Welfare-Public Assistance 500.00	CAPITAL DEBT AUTHORIZED, DECEMBER 31, 1992	Transfer From Taxes	6,268.03
Hospital, Clinics, First Aid	ISSUED AND UNISSUED	Redeemed in 1992	7,075.75
Animal, Insect, & Rodent Control 4,400.00	SCHOOL	Cancelled, Abated or Adjusted (1992)	
Other Welfare Services 500.00	Self-Liquidating	Transfers to Foreclosed Property	
RECREATION and CONSERVATION	Other	Balance December 31, 1992	37,211.56
Beaches and Boardwalks	Total 4,383,376	PROPERTY ACQUIRED BY DEED OR FORECLOSURE	
Parks, Playgrounds, Shade Trees	ISSUED AND OUTSTANDING	Balance January 1, 1992	700.00
Land Reclamation & Conservation 4,120.00	SCHOOL	Transfers From Taxes or Liens	
Other Recreational Services 6,000.00	Self-Liquidating	Sole for Cash (1992)	
EDUCATION (excluding schools)	Other	Cancelled, Abated or Adjusted (1992)	
Libraries	Total 4,133,376.61	Balance December 31, 1992	700.00
Other Educational Services	EQUALIZED VALUATION BASIS	CURRENT FINANCES DECEMBER 31, 1992	
STATUTORY EXPENDITURES	FOR NET DEBT COMPUTATION	ASSETS	
Pensions & F. L. C. A. 64,000.00	REAL PROPERTY VALUATIONS	Cash Dec. 31, 1992	1,082,254.43
Employee Fringe Benefits 76,470.38	Code Class # of Parcels % VAL'N	Taxes Receivable	205,396.50
Other Statutory Expenditures 1,000.00	1 Vacant Land 106 3.11	Tax Title Liens	37,211.56
CETA And Other Public Employment Programs	2 Residential 723 61.44	Foreclosed Property	700.00
MUNICIPAL FUNCTIONS TOTAL 1,238,316.39	3 Farm 654 25.47	Emergencies & Other Deferred Charges	
CAPITAL IMPROVEMENTS 65,000.00	4a Commercial 22 8.46	State and Federal Aid Receivable	6,605.43
DEBT SERVICE	4b Industrial 7 1.29	Other Receivables	18,678.73
Principal Payments 10,000.00	4c Apartments 2 .23	Total	1,350,846.65
Interest Payments 54,652.50	Total 1514	LIABILITIES, RESERVES, AND SURPLUS	
DEFERRED CHARGES 31,367.21	Land Area 23.30 Sq. Miles	Cash Liabilities	346,914.44
SCHOOL, COUNTY, SPECIAL DISTRICT TAXES 4,166,402.72	Net Valuation Taxable-Municipal	Reserves for Receivables	261,986.79
RESERVE FOR UNCOLLECTED TAXES 291,474.56	Net Valuation Taxable-County	Surplus Dec. 31, 1992	741,945.42
EXPENDITURES TOTAL 5,792,213.38	State Equalized Valuation	Total	1,350,846.65
	State Equalization Ratio		

1303
 Population 1980 31,358
 Population 1990 42,780
 S & P Rating AA-
 Moody Rating AA

General Tax Rate Per \$100. 3.98
 State Equalized Tax Rate 1.85

FRANKLIN TOWNSHIP - SOMERSET CO.
 Form of Government:
 Council-Manager Plan D (OMCL 50)
 Number of Members on Governing Body - 9

PER CAPITA:
 Gross Debt 1,225.76
 Net Debt 541.64
 Debt Service 55.95
 Total Tax Levy 1,466.25
 Municipal Expenditures 607.83
 PER CENT:
 Gross Debt 1.56
 Net Debt .69
 Tax Levy Collected 96.19
 Tax Levy Cancelled, Abated or Adjusted .57

EXPENDITURES		REVENUES-REALIZED		1992 PROPERTY TAX	
GENERAL GOVERNMENT		REVENUES-REALIZED		STATE EQUALIZED TAX RATE	
Governing Body & Public Boards	307,945.00	1992 Property Taxes Collected	57,866,326.54	Local District School Taxes	1.11 35,512,243.00
Municipal Clerk	130,421.00	1992 Payments in Lieu of Taxes		Regional & Consolidated School Tax	
Financial Administration	397,716.00	Delinquent Tax & Lien Collections	2,472,558.92	School Taxes in Municipal Budget	
Assessment of Taxes	1,775,000.00	Business Personalty Replacement Taxes	283,130.72	County Taxes	.45 * 14,507,494.89
Collection of Taxes		Taxes from Public Utilities	3,065,017.00	County Library Taxes	
Planning, Housing & Development	363,098.00	Other Miscellaneous Tax Revenues	884,009.31	Lacal Municipal Purpose Taxes	.28 8,996,012.00
Human Resources	210,957.74	State Aid Revenues	1,719,148.66	Veteran & Senior Citizen Taxes	223,750.00
Elections	14,790.00	Federal Aid Revenues		Total Taxes for Rate Computation	1.84 59,239,499.89
General Administration (other)	4,050,165.00	State and Local Fiscal Assistance Act Utilized		Special District Taxes	1,834,722.20
JUDICIARY		Sale of Acquired Property		Bank Corp. Taxes	
Municipal Courts	277,434.48	Other Miscellaneous Revenues	4,170,944.83	Added and Omitted Taxes	1,875,721.29
PUBLIC SAFETY		Total	70,461,135.98	Total Taxes Levied - ABSTRACT	62,726,193.39
Fire Protection	284,238.00	Prior Years Surplus Appropriated	5,349,351.69	Total Taxes Billed	60,157,970.88
Police Protection	4,863,806.73	REVENUES TOTAL	75,809,487.67	1992 TAXES COLLECTED	57,866,326.54
Civil Defense & Disaster Control		Reserve For Uncollected Taxes	3,284,722.00	1992 Taxes Cancelled, Abated or Adjusted	341,883.98
Environmental Inspection & Control	542,844.00	CAPITAL OUTLAY TOTAL	9,417,470.84	Transfer to Tax Title Liens or Foreclosed	329,283.98
Other Public Safety		Public Enterprises	9,357,816.99	Balance Outstanding Dec. 31, 1992	1,620,476.38
PUBLIC WORKS		Recreation-Culture	270.75	PRIOR YEARS TAXES OUTSTANDING	
Streets and Drainage	1,995,159.00	Public Works	32,202.98	Balance January 1, 1992	2,592,273.46
Sewers and Sewage Processing	818,716.00	Buildings and Grounds	27,180.12	Collected in 1992	1,813,920.50
Garbage and Trash Disposal		Library and Education		Cancelled, Abated or Adjusted 1992	391,188.20
Public Buildings and Grounds	5,500.00	Conservation		Transfers to Tax Title Liens or Foreclosed	243,640.29
Other Public Works	204,451.00	All Other		Balance December 31, 1992	133,524.47
HEALTH and WELFARE		CAPITAL DEBT AUTHORIZED, DECEMBER 31, 1992		TAX TITLE LIENS OUTSTANDING	
Health Services Except Environmental	168,220.79	ISSUED AND UNISSUED		Balance January 1, 1992	627,714.40
Welfare-Public Assistance	8,300.00	School	5,854,000	Transfer From Taxes	572,924.27
Hospital, Clinics, First Aid	135,379.00	Self-Liquidating	20,441,000	Redeemed in 1992	658,638.42
Animal, Insect, & Rodent Control	64,292.00	Other	26,142,880	Cancelled, Abated or Adjusted (1992)	
Other Welfare Services	2,000.00	Total	52,437,880	Transfers to Foreclosed Property	
RECREATION and CONSERVATION		ISSUED AND OUTSTANDING		Balance December 31, 1992	542,000.25
Beaches and Boardwalks		School	5,854,000.00	PROPERTY ACQUIRED BY DEED OR FORECLOSURE	
Parks, Playgrounds, Shade Trees	624,817.00	Self-Liquidating	20,441,000.00	Balance January 1, 1992	278,372.00
Land Reclamation & Conservation	27,674.34	Other	24,546,285.93	Transfers From Taxes or Liens	
Other Recreational Services	89,792.50	Total	50,841,285.93	Sale for Cash (1992)	
EDUCATION (excluding schools)		EQUALIZED VALUATION BASIS		Cancelled, Abated or Adjusted (1992)	
Libraries	883,648.00	FOR NET DEBT COMPUTATION	3,352,216,887	Balance December 31, 1992	278,372.00
Other Educational Services	18,900.00	REAL PROPERTY VALUATIONS		CURRENT FINANCES DECEMBER 31, 1992	
STATUTORY EXPENDITURES		Code Class # of Parcels % VAL'N ASSESSED VALUATION		ASSETS	
Pensions & F. I. C. A.	1,216,278.00	1 Vacant Land 1677 2.43 35,856,500.00		Cash Dec. 31, 1992	6,623,511.92
Employee Fringe Benefits		2 Residential 13854 58.37 860,372,380.00		Taxes Receivable	1,754,000.95
Other Statutory Expenditures		3 Farm 506 1.26 18,630,320.00		Tax Title Liens	542,000.25
CETA And Other Public Employment Programs		4a Commercial 397 18.96 279,457,800.00		Foreclosed Property	278,372.00
MUNICIPAL FUNCTIONS TOTAL	19,480,563.53	4b Industrial 149 15.73 231,823,800.00		Emergencies & Other Deferred Charges	1,291,000.00
CAPITAL IMPROVEMENTS *MEMO*	100,100.00	4c Apartments 207 3.25 47,913,600.00		State and Federal Aid Receivable	282,369.30
DEBT SERVICE		Total 16790 1,474,054,400.00		Other Receivables	1,949,395.84
Principal Payments	1,166,716.00	Land Area 46.90 Sq. Miles		Total	12,720,640.16
Interest Payments	1,227,001.50	Net Valuation Taxable-Municipal	1,486,296,230	LIABILITIES, RESERVES, AND SURPLUS	
DEFERRED CHARGES	844,000.00	Net Valuation Taxable-County	3,473,565,665	Cash Liabilities	3,883,127.27
SCHOOL, COUNTY, SPECIAL DISTRICT TAXES	51,854,460.09	State Equalized Valuation	3,189,768,021	Reserves for Receivables	4,523,758.94
RESERVE FOR UNCOLLECTED TAXES	3,284,722.00	State Equalization Ratio	66.39	Surplus Dec. 31, 1992	4,313,753.95
EXPENDITURES TOTAL	77,957,463.17			Total	12,720,640.16

*Includes County Health Service Taxes, County Vocational School Taxes, or County Open Space Tax. See Table 13.

2105

Population 1980 2,341
 Population 1990 2,404
 S & P Rating
 Moody Rating

General Tax Rate Per \$100 1.95
 State Equalized Tax Rate 1.93

FRANKLIN TOWNSHIP - WARREN COUNTY
 Form of Government:
 Township Committee
 Number of Members on Governing Body - 3

PER CAPITA:
 Gross Debt
 Net Debt
 Debt Service
 Total Tax Levy 1,379.20
 Municipal Expenditures 560.12

PER CENT:
 Gross Debt
 Net Debt
 Tax Levy Collected 83.17
 Tax Levy Cancelled, Abated or Adjusted .27

EXPENDITURES		REVENUES-REALIZED		1992 PROPERTY TAX	
GENERAL GOVERNMENT		REVENUES		STATE EQUALIZED TAX RATE	
Governing Body & Public Boards		1992 Property Taxes Collected	2,935,942.22	Local District School Taxes	.64 1,107,804.00
Municipal Clerk		1992 Payments in Lieu of Taxes		Regional & Consolidated School Tax	.61 1,052,868.11
Financial Administration	31,224.88	Delinquent Tax & Lien Collections	431,021.05	School Taxes in Municipal Budget	
Assessment of Taxes	36,118.20	Business Personalty Replacement Taxes	67,476.00	County Taxes	.61 1,053,679.76
Collection of Taxes	29,035.80	Taxes from Public Utilities	210,420.00	County Library Taxes	.05 88,535.19
Planning, Housing & Development	146,319.56	Other Miscellaneous Tax Revenues		Local Municipal Purpose Taxes	
Human Resources	5,241.00	State Aid Revenues	82,983.00	Veteran & Senior Citizen Taxes	20,300.00
Elections		Federal Aid Revenues		Total Taxes for Rate Computation	1.91 3,323,187.06
General Administration (other)	196,916.91	State and Local Fiscal Assistance Act Utilized		Special District Taxes	
JUDICIARY		Sale of Acquired Property		Bank Corp. Taxes	
Municipal Courts	25,270.06	Other Miscellaneous Revenues	325,113.07	Added and Omitted Taxes	12,699.85
PUBLIC SAFETY		Total	6,052,955.34	Total Taxes Levied - ABSTRACT	3,315,586.91
Fire Protection	80,145.00	Prior Years Surplus Appropriated	674,399.00	Total Taxes Billed	3,329,792.27
Police Protection	28,819.92	REVENUES TOTAL	6,727,354.34	1992 TAXES COLLECTED	2,935,942.22
Civil Defense & Disaster Control	5,309.93	Reserve For Uncollected Taxes	418,800.00	1992 Taxes Cancelled, Abated or Adjusted	8,863.10
Environmental Inspection & Control	46,357.48	CAPITAL OUTLAY TOTAL	298,329.38	Transfer to Tax Title Liens or Foreclosed	8,327.20
Other Public Safety		Public Enterprises		Balance Outstanding Dec. 31, 1992	376,659.75
PUBLIC WORKS		Recreation-Culture		PRIOR YEARS TAXES OUTSTANDING	
Streets and Drainage	169,378.46	Public Works	117,506.63	Balance January 1, 1992	424,400.56
Sewers and Sewage Processing		Buildings and Grounds	180,922.75	Collected in 1992	410,317.02
Gorbage and Trash Disposal	13,000.00	Library and Education		Cancelled, Abated or Adjusted 1992	
Public Buildings and Grounds	25,000.00	Conservation		Transfers to Tax Title Liens or Foreclosed	
Other Public Works		All Other		Balance December 31, 1992	14,083.54
HEALTH and WELFARE		CAPITAL DEBT AUTHORIZED, DECEMBER 31, 1992		TAX TITLE LIENS OUTSTANDING	
Health Services Except Environmental		ISSUED AND UNISSUED		Balance January 1, 1992	90,653.04
Welfare-Public Assistance	2,652.93	School		Transfer From Taxes	8,327.20
Hospital, Clinics, First Aid	100.00	Self-Liquidating		Redeemed in 1992	20,704.03
Animal, Insect, & Rodent Control	3,615.00	Other		Cancelled, Abated or Adjusted (1992)	
Other Welfare Services		Total		Transfers to Foreclosed Property	
RECREATION and CONSERVATION		ISSUED AND OUTSTANDING		Balance December 31, 1992	68,276.21
Beaches and Boardwalks		School		PROPERTY ACQUIRED BY DEED OR FORECLOSURE	
Parks, Playgrounds, Shade Trees		Self-Liquidating		Balance January 1, 1992	
Land Reclamation & Conservation	7,326.00	Other		Transfers From Taxes or Liens	
Other Recreational Services	8,500.00	Total		Sale for Cash (1992)	
EDUCATION (excluding schools)		EQUALIZED VALUATION BASIS FOR NET DEBT COMPUTATION	172,831,186	Cancelled, Abated or Adjusted (1992)	
Libraries		REAL PROPERTY VALUATIONS		Balance December 31, 1992	
Other Educational Services	1,944.00	Code Class # of Parcels % VAL'N		CURRENT FINANCES DECEMBER 31, 1992	
STATUTORY EXPENDITURES				ASSETS	
Pensions & F. L. C. A.	29,964.82	1 Vacant Land 228 6.99	11,766,400.00	Cash Dec. 31, 1992	2,952,898.65
Employee Fringe Benefits	32,000.00	2 Residential 667 55.20	92,907,100.00	Taxes Receivable	390,743.29
Other Statutory Expenditures	2,500.00	3 Farm 503 21.22	35,721,129.00	Tax Title Liens	68,276.21
CETA And Other Public Employment Programs		4a Commercial 49 10.31	17,350,736.00	Foreclosed Property	
MUNICIPAL FUNCTIONS TOTAL	927,739.95	4b Industrial 15 6.04	10,168,200.00	Emergencies & Other Deferred Charges	
CAPITAL IMPROVEMENTS *MEMO*	150,000.00	4c Apartments 2 .24	396,900.00	State and Federal Aid Receivable	
DEBT SERVICE		Total 1454	153,310,456.00	Other Receivables	3,276.54
Principal Payments		Land Area 24.10 Sq. Miles		Total	3,415,184.69
Interest Payments		Net Valuation Taxable-Municipal	170,143,193	LIABILITIES, RESERVES, AND SURPLUS	
DEFERRED CHARGES		Net Valuation Taxable-County	165,989,393	Cash Liabilities	1,286,900.96
SCHOOL, COUNTY, SPECIAL DISTRICT TAXES	3,302,937.06	State Equalized Valuation	172,118,513	Reserves for Receivables	462,296.04
RESERVE FOR UNCOLLECTED TAXES	418,800.00	State Equalization Ratio	98.84	Surplus Dec. 31, 1992	1,665,987.69
EXPENDITURES TOTAL	4,649,427.01			Total	3,415,184.69

0220
 Population 1980 8,769
 Population 1990 9,873
 S & P Rating
 Moody Rating

General Tax Rate Per \$100 1.42
 State Equalized Tax Rate 1.38

FRANKLIN LAKES BOROUGH - BERGEN CO.

Form of Government:

Borough Council

Number of Members on Governing Body - 6

PER CAPITA:
 Gross Debt 274.94
 Net Debt 274.94
 Debt Service 41.99
 Total Tax Levy 2,656.53
 Municipal Expenditures 635.03

PER CENT:
 Gross Debt .13
 Net Debt .13
 Tax Levy Collected 96.07
 Tax Levy Cancelled, Abated or Adjusted .36

EXPENDITURES		REVENUES-REALIZED			1992 PROPERTY TAX	
GENERAL GOVERNMENT		CAPITAL OUTLAY			STATE EQUALIZED TAX RATE	
Governing Body & Public Boards		1992 Property Taxes Collected			Local District School Taxes	.43
Municipal Clerk		1992 Payments in Lieu of Taxes	26,705,232.70		Regional & Consolidated School Tax	.46
Financial Administration		Delinquent Tax & Lien Collections	671,859.02		School Taxes in Municipal Budget	
Assessment of Taxes	125,800.00	Business Personalty Replacement Taxes	74,211.56		County Taxes	.28
Collection of Taxes	81,200.00	Taxes from Public Utilities	1,406,979.00		County Library Taxes	
Planning, Housing & Development	23,155.34	Other Miscellaneous Tax Revenues			Local Municipal Purpose Taxes	.14
Human Resources	71,015.00	State Aid Revenues	297,513.51		Veteran & Senior Citizen Taxes	
Elections	2,700.00	Federal Aid Revenues			Total Taxes far Rate Computation	1.38
General Administration (other)	935,989.66	State and Local Fiscal Assistance Act Utilized			Special District Taxes	
JUDICIARY		Sale of Acquired Property			Bank Corp. Taxes	
Municipal Courts	82,250.00	Other Miscellaneous Revenues	771,320.64		Added and Omitted Taxes	148,920.48
PUBLIC SAFETY			Total		Total Taxes Levied - ABSTRACT	26,227,919.70
Fire Protection	210,666.00	Prior Years Surplus Appropriated	628,000.00		Total Taxes Billed	27,797,711.73
Police Protection	1,181,167.00	REVENUES TOTAL	30,555,116.43		1992 TAXES COLLECTED	26,705,232.70
Civil Defense & Disaster Control		Reserve For Uncollected Taxes	837,179.00		1992 Taxes Cancelled, Abated or Adjusted	100,179.35
Environmental Inspection & Control	265,031.00				Transfer to Tax Title Liens or Foreclosed	944.30
Other Public Safety					Balance Outstanding Dec. 31, 1992	991,355.38
PUBLIC WORKS					PRIOR YEARS TAXES OUTSTANDING	
Streets and Drainage	484,080.00	Public Enterprises			Balance January 1, 1992	689,855.66
Sewers and Sewage Processing		Recreation-Culture	65,267.50		Collected in 1992	671,436.75
Garbage and Trash Disposal		Public Works	299,017.31		Cancelled, Abated or Adjusted 1992	
Public Buildings and Grounds	54,000.00	Buildings and Grounds	252,908.73		Transfers to Tax Title Liens or Foreclosed	461.30
Other Public Works	39,000.00	Library and Education	95.00		Balance December 31, 1992	17,957.61
HEALTH and WELFARE		Conservation			TAX TITLE LIENS OUTSTANDING	
Health Services Except Environmental	74,200.00	All Other			Balance January 1, 1992	757.31
Welfare-Public Assistance	1,200.00				Transfer From Taxes	1,539.75
Hospital, Clinics, First Aid					Redeemed in 1992	422.27
Animal, Insect, & Rodent Control					Cancelled, Abated or Adjusted (1992)	
Other Welfare Services					Transfers to Foreclosed Property	
RECREATION and CONSERVATION					Balance December 31, 1992	1,874.79
Beaches and Boardwalks					PROPERTY ACQUIRED BY DEED OR FORECLOSURE	
Parks, Playgrounds, Shade Trees	2,131.00				Balance January 1, 1992	
Land Reclamation & Conservation	36,372.51				Transfers From Taxes or Liens	
Other Recreational Services	154,805.00				Sale for Cash (1992)	
EDUCATION (excluding schools)					Cancelled, Abated or Adjusted (1992)	
Libraries	538,890.00				Balance December 31, 1992	
Other Educational Services					CURRENT FINANCES DECEMBER 31, 1992	
STATUTORY EXPENDITURES					ASSETS	
Pensions & F. I. C. A.	342,158.00				Cash Dec. 31, 1992	1,472,339.91
Employee Fringe Benefits	312,100.00				Taxes Receivable	1,009,312.99
Other Statutory Expenditures					Tax Title Liens	1,874.79
CETA And Other Public Employment Programs					Foreclosed Property	
MUNICIPAL FUNCTIONS TOTAL	5,017,910.51				Emergencies & Other Deferred Charges	
CAPITAL IMPROVEMENTS *MEMO*	125,000.00				State and Federal Aid Receivable	24,022.52
DEBT SERVICE					Other Receivables	2,652.70
Principal Payments	325,000.00				Total	2,510,202.91
Interest Payments	89,559.00				LIABILITIES, RESERVES, AND SURPLUS	
DEFERRED CHARGES					Cash Liabilities	923,711.39
SCHOOL, COUNTY, SPECIAL DISTRICT TAXES	23,258,700.22				Reserves for Receivables	1,013,840.48
RESERVE FOR UNCOLLECTED TAXES	837,179.00				Surplus Dec. 31, 1992	572,651.04
EXPENDITURES TOTAL	29,528,347.73				Total	2,510,202.91

1977

Population 1980 2,281
 Population 1990 2,763
 S & P Rating
 Moody Rating

General Tax Rate Per \$100. 3.80
 State Equalized Tax Rate 2.25

FREDON TOWNSHIP - SUSSEX COUNTY
 Form of Government:
Township Committee
 Number of Members on Governing Body - 5

PER CAPITA:
 Grass Debt 556.29
 Net Debt 556.29
 Debt Service 30.25
 Total Tax Levy 1,532.49
 Municipal Expenditures 399.56

PER CENT:
 Grass Debt .79
 Net Debt .79
 Tax Levy Collected 94.77
 Tax Levy Cancelled, Abated or Adjusted .05

EXPENDITURES		REVENUES-REALIZED		1992 PROPERTY TAX	
GENERAL GOVERNMENT				STATE EQUALIZED TAX RATE _____	
Governing Body & Public Boards		1992 Property Taxes Collected	4,014,093.94	Local District School Taxes	.52 1,717,422.00
Municipal Clerk		1992 Payments in Lieu of Taxes	2,967.30	Regional & Consolidated School Tax	.60 1,117,521.72
Financial Administration	43,326.00	Delinquent Tax & Lien Collections	225,825.23	School Taxes in Municipal Budget	
Assessment of Taxes	19,263.00	Business Personalty Replacement Taxes	35,776.48	County Taxes	.46 * 867,178.51
Collection of Taxes	18,570.00	Taxes from Public Utilities	181,710.00	County Library Taxes	.04 65,734.33
Planning, Housing & Development	41,048.00	Other Miscellaneous Tax Revenues		Local Municipal Purpose Taxes	.23 425,627.00
Human Resources	5,512.00	State Aid Revenues	127,418.05	Veteran & Senior Citizen Taxes	
Elections		Federal Aid Revenues		Total Taxes for Rate Computation	2.25 4,206,034.06
General Administration (other)	200,230.00	State and Local Fiscal Assistance Act Utilized		Special District Taxes	
JUDICIARY		State and Local Fiscal Assistance Act Utilized		Bank Corp. Taxes	
Municipal Courts	23,409.00	Sale of Acquired Property		Added and Omitted Taxes	40,773.00
PUBLIC SAFETY		Other Miscellaneous Revenues	121,030.84	Total Taxes Levied - ABSTRACT	4,234,257.06
Fire Protection	32,682.00	Total	4,708,821.84	Total Taxes Billed	4,235,563.17
Police Protection	9,000.00	Prior Years Surplus Appropriated	250,000.00	1992 TAXES COLLECTED	4,014,093.94
Civil Defense & Disaster Control	1,350.00	REVENUES TOTAL	4,958,821.84	1992 Taxes Cancelled, Abated or Adjusted	1,962.59
Environmental Inspection & Control	21,930.00	Reserve For Uncollected Taxes	250,000.00	Transfer to Tax Title Liens or Foreclosed	3,093.20
Other Public Safety		CAPITAL OUTLAY TOTAL	292,944.39	Balance Outstanding Dec. 31, 1992	216,413.44
PUBLIC WORKS				PRIOR YEARS TAXES OUTSTANDING	
Streets and Drainage	240,482.66	Public Enterprises		Balance January 1, 1992	225,162.27
Sewers and Sewage Processing		Recreation-Culture	13,474.34	Collected in 1992	210,410.30
Garbage and Trash Disposal	4,100.00	Public Works	179,739.29	Cancelled, Abated or Adjusted 1992	1,818.81
Public Buildings and Grounds	30,000.00	Buildings and Grounds	99,730.76	Transfers to Tax Title Liens or Foreclosed	5,972.35
Other Public Works		Library and Education		Balance December 31, 1992	6,960.81
HEALTH and WELFARE		Conservation		TAX TITLE LIENS OUTSTANDING	
Health Services Except Environmental	1,624.00	All Other		Balance January 1, 1992	21,573.09
Welfare-Public Assistance	3,128.00			Transfer From Taxes	9,743.69
Hospital, Clinics, First Aid		CAPITAL DEBT AUTHORIZED, DECEMBER 31, 1992		Redeemed in 1992	15,414.93
Animal, Insect, & Rodent Control	8,690.00	ISSUED AND UNISSUED		Cancelled, Abated or Adjusted (1992)	
Other Welfare Services		School		Transfers to Foreclosed Property	
RECREATION and CONSERVATION		Self-Liquidating		Balance December 31, 1992	15,901.84
Beaches and Boardwalks		Other	1,537,039	PROPERTY ACQUIRED BY DEED OR FORECLOSURE	
Parks, Playgrounds, Shade Trees		Total	1,537,039	Balance January 1, 1992	4,400.00
Land Reclamation & Conservation	25,870.00			Transfers From Taxes or Liens	
Other Recreational Services	4,500.00			Sole for Cash (1992)	
EDUCATION (excluding schools)				Cancelled, Abated or Adjusted (1992)	
Libraries		ISSUED AND OUTSTANDING		Balance December 31, 1992	4,400.00
Other Educational Services		School		CURRENT FINANCES DECEMBER 31, 1992	
STATUTORY EXPENDITURES		Self-Liquidating		ASSETS	
Pensions & F. L. C. A.	23,303.34	Other	696,586.72	Cash Dec. 31, 1992	699,829.02
Employee Fringe Benefits		Total	696,586.72	Taxes Receivable	223,374.25
Other Statutory Expenditures	2,700.00			Tax Title Liens	15,901.34
CETA And Other Public Employment Programs		EQUALIZED VALUATION BASIS		Foreclosed Property	4,400.00
MUNICIPAL FUNCTIONS TOTAL	760,713.00	FOR NET DEBT COMPUTATION	195,530,275	Emergencies & Other Deferred Charges	
CAPITAL IMPROVEMENTS *MEMO*	20,000.00	REAL PROPERTY VALUATIONS		State and Federal Aid Receivable	8,022.19
DEBT SERVICE		Code Class # of Parcels % VAL'N		Other Receivables	5,904.67
Principal Payments	83,570.06	1 Vacant Land 172 4.23	4,653,900.00	Total	957,431.97
Interest Payments		2 Residential 785 75.54	83,021,890.00	LIABILITIES, RESERVES, AND SURPLUS	
DEFERRED CHARGES	9,690.53	3 Farm 300 15.12	16,614,650.00	Cash Liabilities	201,305.28
SCHOOL, COUNTY, SPECIAL DISTRICT TAXES	3,767,857.06	4a Commercial 23 2.57	2,826,400.00	Reserves for Receivables	249,580.76
RESERVE FOR UNCOLLECTED TAXES	250,000.00	4b Industrial 5 2.53	2,780,700.00	Surplus Dec. 31, 1992	506,045.93
EXPENDITURES TOTAL	4,871,835.65	4c Apartments		Total	957,431.97
		Total 1235	109,997,560.00		
		Land Area 18.00 Sq. Miles			
		Net Valuation Taxable-Municipal	110,389,215		
		Net Valuation Taxable-County	201,255,669		
		State Equalized Valuation	136,443,519		
		State Equalization Ratio	59.10		

*Includes County Health Service Taxes, County Vocational School Taxes, or County Open Space Tax. See Table 13.

1315
 Population 1980 10,020
 Population 1990 10,742
 S & P Rating
 Moody Rating A

General Tax Rate Per \$100. 2.23
 State Equalized Tax Rate 2.24

FREEHOLD BOROUGH - MONMOUTH CO.
 Form of Government:
Borough Council
 Number of Members on Governing Body - 6

PER CAPITA:
 Gross Debt 758.50 PER CENT:
 Net Debt 328.65 Gross Debt 1.73
 Debt Service 51.73 Net Debt .75
 Total Tax Levy 1,003.88 Tax Levy Collected 95.65
 Municipal Expenditures 597.96 Tax Levy Cancelled, Abated or Adjusted .25

EXPENDITURES	REVENUES-REALIZED	1992 PROPERTY TAX
GENERAL GOVERNMENT		STATE EQUALIZED TAX RATE
Governing Body & Public Boards		Local District School Taxes .70 3,337,804.50
Municipal Clerk		Regional & Consolidated School Tax .37 1,763,761.36
Financial Administration	1992 Property Taxes Collected 10,271,505.90	School Taxes in Municipal Budget
Assessment of Taxes	1992 Payments in Lieu of Taxes 76,588.00	County Taxes .44 * 2,106,207.32
Collection of Taxes	Delinquent Tax & Lien Collections 588,012.38	County Library Taxes
Planning, Housing & Development	Business Personalty Replacement Taxes 194,598.70	Local Municipal Purpose Taxes .73 3,464,507.09
Human Resources	Taxes from Public Utilities 569,902.00	Veteran & Senior Citizen Taxes 67,250.00
Elections	Other Miscellaneous Tax Revenues	Total Taxes for Rate Computation 2.24 10,739,530.27
General Administration (other)	State Aid Revenues	Special District Taxes 151,395.00
	Federal Aid Revenues	Bank Corp. Taxes
JUDICIARY	State and Local Fiscal Assistance Act Utilized	Added and Omitted Taxes 13,671.32
Municipal Courts	Sale of Acquired Property	Total Taxes Levied - ABSTRACT 10,837,346.59
PUBLIC SAFETY	Other Miscellaneous Revenues	Total Taxes Billed 10,738,707.26
Fire Protection		1992 TAXES COLLECTED 10,271,505.90
Police Protection	Total 12,879,441.68	1992 Taxes Cancelled, Abated or Adjusted 26,751.08
Civil Defense & Disaster Control	Prior Years Surplus Appropriated 750,000.00	Transfer to Tax Title Liens or Foreclosed 21,473.12
Environmental Inspection & Control	REVENUES TOTAL 13,629,441.68	Balance Outstanding Dec. 31, 1992 418,977.16
Other Public Safety	Reserve For Uncollected Taxes 662,591.64	PRIOR YEARS TAXES OUTSTANDING
PUBLIC WORKS	CAPITAL OUTLAY TOTAL 1,230,428.71	Balance January 1, 1992 562,587.57
Streets and Drainage	Public Enterprises 133,921.77	Collected in 1992 393,256.60
Sewers and Sewage Processing	Recreation-Culture 34,048.88	Cancelled, Abated or Adjusted 1992
Garbage and Trash Disposal	Public Works 210,922.92	Transfers to Tax Title Liens or Foreclosed 166,540.01
Public Buildings and Grounds	Buildings and Grounds 801,535.14	Balance December 31, 1992 2,790.96
Other Public Works	Library and Education	TAX TITLE LIENS OUTSTANDING
HEALTH and WELFARE	Conservation	Balance January 1, 1992 107,841.38
Health Services Except Environmental	All Other	Transfer From Taxes 225,521.72
Welfare-Public Assistance		Redeemed in 1992 194,755.78
Hospital, Clinics, First Aid	CAPITAL DEBT AUTHORIZED, DECEMBER 31, 1992	Cancelled, Abated or Adjusted (1992)
Animal, Insect, & Rodent Control	ISSUED AND UNISSUED GROSS DEBT NET DEBT	Transfers to Foreclosed Property
Other Welfare Services	School 1,995,832	Balance December 31, 1992 138,607.32
RECREATION and CONSERVATION	Self-Liquidating 2,361,669	PROPERTY ACQUIRED BY DEED OR FORECLOSURE
Beaches and Boardwalks	Other 3,790,338	Balance January 1, 1992 15,200.00
Parks, Playgrounds, Shade Trees	Total 8,147,839	Transfers From Taxes or Liens
Land Reclamation & Conservation	ISSUED AND OUTSTANDING	Sale for Cash (1992)
Other Recreational Services	School 1,995,832.34	Cancelled, Abated or Adjusted (1992)
EDUCATION (excluding schools)	Self-Liquidating 2,150,000.00	Balance December 31, 1992 15,200.00
Libraries	Other 3,580,250.00	CURRENT FINANCES DECEMBER 31, 1992
Other Educational Services	Total 7,726,082.34	ASSETS
STATUTORY EXPENDITURES	EQUALIZED VALUATION BASIS FOR NET DEBT COMPUTATION 472,196.121	Cash Dec. 31, 1992 1,966,195.43
Pensions & F. L. C. A.	REAL PROPERTY VALUATIONS	Taxes Receivable 421,768.12
Employee Fringe Benefits	Code Class # of Parcels % VAL'N ASSESSED VALUATION	Tax Title Liens 138,607.32
Other Statutory Expenditures	1 Vacant Land 171 .96 6,444,200.00	Foreclosed Property 15,200.00
CETA And Other Public Employment Programs	2 Residential 2897 71.29 329,474,400.00	Emergencies & Other Deferred Charges 33,962.19
MUNICIPAL FUNCTIONS TOTAL 5,160,129.23	3 Farm	State and Federal Aid Receivable
CAPITAL IMPROVEMENTS *MEMO* 36,103.00	4a Commercial 249 20.94 96,482,500.00	Other Receivables 9,005.51
DEBT SERVICE	4b Industrial 6 3.91 18,035,500.00	Total 2,584,738.57
Principal Payments 311,000.00	4c Apartments 18 2.89 13,309,000.00	LIABILITIES, RESERVES, AND SURPLUS
Interest Payments 244,717.46	Total 3341 460,745,600.00	Cash Liabilities 743,796.72
DEFERRED CHARGES 44,814.88	Land Area 1.90 Sq. Miles	Reserves for Receivables 584,580.95
SCHOOL, COUNTY, SPECIAL DISTRICT TAXES 7,359,168.18	Net Valuation Taxable-Municipal 478,630,934	Surplus Dec. 31, 1992 1,256,370.90
RESERVE FOR UNCOLLECTED TAXES 662,591.64	Net Valuation Taxable-County 486,336,303	Total 2,584,738.57
EXPENDITURES TOTAL 13,782,421.39	State Equalized Valuation 475,564,434	
	State Equalization Ratio 100.67	

*Includes County Health Service Taxes, County Vocational School Taxes, or County Open Space Tax. See Table 13.

1316
 Population 1980 19,202
 Population 1990 24,710
 S & P Rating AA-
 Moody Rating A1

General Tax Rate Per \$100. 2.05
 State Equalized Tax Rate 1.92

FREEHOLD TOWNSHIP - MONMOUTH CO.

Form of Government:

Township Committee

Number of Members on Governing Body - 5

PER CAPITA:

Gross Debt 1,763.93
 Net Debt 759.36
 Debt Service 73.43
 Total Tax Levy 1,485.93
 Municipal Expenditures 635.29

PER CENT:

Gross Debt 2.52
 Net Debt 1.09
 Tax Levy Collected 97.45
 Tax Levy Cancelled, Abated or Adjusted .31

EXPENDITURES		REVENUES-REALIZED		1992 PROPERTY TAX		
GENERAL GOVERNMENT		REVENUES-REALIZED		STATE EQUALIZED TAX RATE		
Governing Body & Public Boards	100,550.00	1992 Property Taxes Collected	35,797,314.79	Local District School Taxes	.93 16,945,169.75	
Municipal Clerk	112,950.00	1992 Payments in Lieu of Taxes	13,332.74	Regional & Consolidated School Tax	.36 6,645,731.51	
Financial Administration	119,800.00	Delinquent Tax & Lien Collections	1,118,510.53	School Taxes in Municipal Budget		
Assessment of Taxes	118,950.00	Business Personality Replacement Taxes	240,291.36	County Taxes	.44 * 8,043,165.53	
Collection of Taxes	145,579.00	Taxes from Public Utilities	4,306,240.00	County Library Taxes	.02 309,306.97	
Planning, Housing & Development	199,950.00	Other Miscellaneous Tax Revenues		Local Municipal Purpose Taxes	.17 3,062,743.00	
Human Resources	194,170.00	State Aid Revenues	1,134,472.93	Veteran & Senior Citizen Taxes	107,950.00	
Elections	7,300.00	Federal Aid Revenues		Total Taxes for Rate Computation	1.92 35,114,066.76	
General Administration (other)	1,419,492.30	State and Local Fiscal Assistance Act Utilized		Special District Taxes	835,062.50	
JUDICIARY		Sale of Acquired Property		Bank Corp. Taxes		
Municipal Courts	235,909.81	Other Miscellaneous Revenues	1,875,183.12	Added and Omitted Taxes	877,382.92	
PUBLIC SAFETY		Total	44,485,345.47	Total Taxes Levied - ABSTRACT	36,718,562.18	
Fire Protection	235,274.94	Prior Years Surplus Appropriated	5,000,000.00	Total Taxes Billed	36,734,394.74	
Police Protection	2,816,075.00	REVENUES TOTAL	49,485,345.47	1992 TAXES COLLECTED	35,797,314.79	
Civil Defense & Disaster Control	14,300.00	Reserve For Uncollected Taxes	1,857,000.00	1992 Taxes Cancelled, Abated or Adjusted	114,470.53	
Environmental Inspection & Control	489,992.00	CAPITAL OUTLAY TOTAL	2,336,709.70	Transfer to Tax Title Liens or Foreclosed	37,843.93	
Other Public Safety		Public Enterprises	833,550.21	Balance Outstanding Dec. 31, 1992	784,755.31	
PUBLIC WORKS		Recreation—Culture	148,885.92	PRIOR YEARS TAXES OUTSTANDING		
Streets and Drainage	1,565,250.00	Public Works	518,479.57	Balance January 1, 1992	995,199.67	
Sewers and Sewage Processing	208,850.00	Buildings and Grounds	835,793.00	Collected in 1992	969,175.13	
Garbage and Trash Disposal	185,000.00	Library and Education		Cancelled, Abated or Adjusted 1992		
Public Buildings and Grounds	657,750.00	Conservation		Transfers to Tax Title Liens or Foreclosed		
Other Public Works	42,500.00	All Other		Balance December 31, 1992	26,024.54	
HEALTH and WELFARE		CAPITAL DEBT AUTHORIZED, DECEMBER 31, 1992		TAX TITLE LIENS OUTSTANDING		
Health Services Except Environmental	272,373.95	ISSUED AND UNISSUED		Balance January 1, 1992	503,964.17	
Welfare—Public Assistance	40,400.00	School	6,998,762	Transfer From Taxes	37,843.93	
Hospital, Clinics, First Aid	25,000.00	Self-Liquidating	17,824,036	Redeemed in 1992	149,335.40	
Animal, Insect, & Rodent Control		Other	18,763,831	Cancelled, Abated or Adjusted (1992)		
Other Welfare Services		Total	43,586,630	Transfers to Foreclosed Property		
RECREATION and CONSERVATION		ISSUED AND OUTSTANDING		Balance December 31, 1992	392,472.70	
Beaches and Boardwalks		School	5,998,762.48	PROPERTY ACQUIRED BY DEED OR FORECLOSURE		
Parks, Playgrounds, Shade Trees	117,000.00	Self-Liquidating	14,816,910.00	Balance January 1, 1992	497,400.00	
Land Reclamation & Conservation	1,000.00	Other	15,559,065.00	Transfers From Taxes or Liens		
Other Recreational Services	661,020.00	Total	38,374,737.48	Sale for Cash (1992)		
EDUCATION (excluding schools)		EQUALIZED VALUATION BASIS FOR NET DEBT COMPUTATION	1,729,186,558	Cancelled, Abated or Adjusted (1992)		
Libraries		REAL PROPERTY VALUATIONS		Balance December 31, 1992	497,400.00	
Other Educational Services	8,624.00	Code	Class	# of Parcels	% VAL'N	ASSESSED VALUATION
STATUTORY EXPENDITURES		1	Vacant Land	1090	5.30	86,088,000.00
Pensions & F. L. C. A.	895,500.00	2	Residential	7793	68.38	1,111,541,400.00
Employee Fringe Benefits	1,078,830.00	3	Farm	419	1.26	20,620,400.00
Other Statutory Expenditures	1,000.00	4a	Commercial	333	20.16	327,640,700.00
CETA And Other Public Employment Programs		4b	Industrial	14	4.52	73,478,500.00
MUNICIPAL FUNCTIONS TOTAL	11,959,391.00	4c	Apartments	1	.38	6,215,000.00
CAPITAL IMPROVEMENTS *MEMO*	125,000.00	Total	9650			1,625,584,000.00
DEBT SERVICE		Land Area	37.00	Sq. Miles		
Principal Payments	1,019,745.00	Net Valuation Taxable-Municipal				1,710,775,564
Interest Payments	794,690.92	Net Valuation Taxable-County				1,847,253,858
DEFERRED CHARGES	92,000.00	State Equalized Valuation				1,818,962,895
SCHOOL, COUNTY, SPECIAL DISTRICT TAXES	32,778,436.26	State Equalization Ratio				93.76
RESERVE FOR UNCOLLECTED TAXES	1,857,000.00					
EXPENDITURES TOTAL	48,501,263.18					

2136
 Population 1980 1,435
 Population 1990 1,779
 S & P Rating
 Moody Rating

General Tax Rate Per \$100. 2.14
 State Equalized Tax Rate 1.89

FRELINGHUYSEN TWP. - WARREN COUNTY
 Form of Government:
 Township Committee
 Number of Members on Governing Body - 3

PER CAPITA:
 Gross Debt 2,150.30
 Net Debt 14.00
 Debt Service
 Total Tax Levy 1,523.41
 Municipal Expenditures 470.83
 PER CENT:
 Gross Debt 2.71
 Net Debt .02
 Tax Levy Collected 88.52
 Tax Levy Cancelled, Abated or Adjusted 1.07

EXPENDITURES	REVENUES-REALIZED	1992 PROPERTY TAX
GENERAL GOVERNMENT		STATE EQUALIZED TAX RATE
Governing Body & Public Boards	1992 Property Taxes Collected	Local District School Taxes .69 999,633.00
Municipal Clerk	1992 Payments in Lieu of Taxes	Regional & Consolidated School Tax .51 731,606.52
Financial Administration	Delinquent Tax & Lien Collections	School Taxes in Municipal Budget
Assessment of Taxes	Business Personalty Replacement Taxes	County Taxes .63 892,551.66
Collection of Taxes	Taxes from Public Utilities	County Library Taxes .05 75,280.00
Planning, Housing & Development	Other Miscellaneous Tax Revenues	Local Municipal Purpose Taxes
Human Resources	State Aid Revenues	Veteran & Senior Citizen Taxes 9,950.00
Elections	Federal Aid Revenues	Total Taxes for Rate Computation 1.88 2,699,021.19
General Administration (other)	State and Local Fiscal Assistance Act Utilized	Special District Taxes
JUDICIARY	Sale of Acquired Property	Bank Corp. Taxes
Municipal Courts	Other Miscellaneous Revenues	Added and Omitted Taxes 29,978.45
PUBLIC SAFETY	Total	Total Taxes Levied - ABSTRACT 2,719,049.63
Fire Protection	Prior Years Surplus Appropriated	Total Taxes Billed 2,728,088.76
Police Protection	REVENUES TOTAL	1992 TAXES COLLECTED 2,414,887.27
Civil Defense & Disaster Control	Reserve For Uncollected Taxes	1992 Taxes Cancelled, Abated or Adjusted 29,103.79
Environmental Inspection & Control	CAPITAL OUTLAY TOTAL	Transfer to Tax Title Liens or Foreclosed 10,582.30
Other Public Safety	Public Enterprises	Balance Outstanding Dec. 31, 1992 273,515.40
PUBLIC WORKS	Recreation-Culture	PRIOR YEARS TAXES OUTSTANDING
Streets and Drainage	Public Works	Balance January 1, 1992 275,360.72
Sewers and Sewage Processing	Buildings and Grounds	Collected in 1992 251,212.85
Garbage and Trash Disposal	Library and Education	Cancelled, Abated or Adjusted 1992 17,838.25
Public Buildings and Grounds	Conservation	Transfers to Tax Title Liens or Foreclosed 6,309.62
Other Public Works	All Other	TAX TITLE LIENS OUTSTANDING
HEALTH and WELFARE		Balance January 1, 1992 75,244.56
Health Services Except Environmental	CAPITAL DEBT AUTHORIZED, DECEMBER 31, 1992	Transfer From Taxes 10,582.30
Welfare-Public Assistanc.	ISSUED AND UNISSUED	Redeemed in 1992 7,037.81
Hospital, Clinics, First Aid	SCHOOL	Cancelled, Abated or Adjusted (1992)
Animal, Insect, & Rodent Control	Self-Liquidating	Transfers to Foreclosed Property
Other Welfare Services	Other	Balance December 31, 1992 78,789.03
RECREATION and CONSERVATION	Total	PROPERTY ACQUIRED BY DEED OR FORECLOSURE
Beaches and Boardwalks	ISSUED AND OUTSTANDING	Balance January 1, 1992
Parks, Playgrounds, Shade Trees	SCHOOL	Transfers From Taxes or Liens
Land Reclamation & Conservation	Self-Liquidating	Sale for Cash (1992)
Other Recreational Services	Other	Cancelled, Abated or Adjusted (1992)
EDUCATION (excluding schools)	Total	Balance December 31, 1992
Libraries	EQUALIZED VALUATION BASIS FOR NET DEBT COMPUTATION	CURRENT FINANCES DECEMBER 31, 1992
Other Educational Services	REAL PROPERTY VALUATIONS	ASSETS
STATUTORY EXPENDITURES	Code Class # of Parcels % VAL'N	Cash Dec. 31, 1992 701,659.70
Pensions & F. L. C. A.	1 Vacant Land 205 9.17	Taxes Receivable 279,825.02
Employee Fringe Benefits	2 Residential 473 60.75	Tax Title Liens 78,789.03
Other Statutory Expenditures	3 Farm 529 24.94	Foreclosed Property
CETA And Other Public Employment Programs	4a Commercial 33 5.15	Emergencies & Other Deferred Charges 23,500.00
MUNICIPAL FUNCTIONS TOTAL	Total 1240	State and Federal Aid Receivable 4,457.29
CAPITAL IMPROVEMENTS *MEMO*	Land Area 23.60 Sq. Miles	Other Receivables 12,844.55
DEBT SERVICE	Net Valuation Taxable-Municipal	Total 1,106,075.59
Principal Payments	Net Valuation Taxable-County	LIABILITIES, RESERVES, AND SURPLUS
Interest Payments	State Equalized Valuation	Cash Liabilities 170,296.53
DEFERRED CHARGES	State Equalization Ratio	Reserves for Receivables 375,294.27
SCHOOL, COUNTY, SPECIAL DISTRICT TAXES		Surplus Dec. 31, 1992 560,484.79
RESERVE FOR UNCOLLECTED TAXES		Total 1,106,075.59
EXPENDITURES TOTAL		

1011

Population 1980 1,573
 Population 1990 1,528
 S & P Rating
 Moody Rating

General Tax Rate Per \$100 2.08
 State Equalized Tax Rate 1.80

FRENCHTOWN BORO. - HUNTERDON CO.
 Form of Government:
 Borough Council
 Number of Members on Governing Body - 6

PER CAPITA:
 Gross Debt 616.63
 Net Debt 254.09
 Debt Service
 Total Tax Levy 964.89
 Municipal Expenditures 503.88

PER CENT:
 Gross Debt 1.13
 Net Debt .47
 Tax Levy Collected 93.24
 Tax Levy Cancelled, Abated or Adjusted .95

EXPENDITURES		REVENUES-REALIZED		1992 PROPERTY TAX	
GENERAL GOVERNMENT		REVENUES-REALIZED		STATE EQUALIZED TAX RATE	
Governing Body & Public Boards		1992 Property Taxes Collected	1,377,750.80	Local District School Taxes	.87 686,098.00
Municipal Clerk		1992 Payments in Lieu of Taxes		Regional & Consolidated School Tax	.38 301,153.13
Financial Administration	16,572.00	Delinquent Tax & Lien Collections	74,026.25	School Taxes in Municipal Budget	
Assessment of Taxes	7,035.00	Business Personalty Replacement Taxes	45,748.72	County Taxes	.30 236,693.30
Collection of Taxes	5,345.00	Taxes from Public Utilities	52,735.00	County Library Taxes	.03 19,997.71
Planning, Hausing & Development	8,725.00	Other Miscellaneous Tax Revenues		Local Municipal Purpose Taxes	.21 166,501.34
Human Resources	47,034.00	State Aid Revenues	75,264.16	Veteran & Senior Citizen Taxes	10,000.00
Elections	400.00	Federal Aid Revenues		Total Taxes for Rate Computation	1.79 1,420,443.48
General Administration (other)	95,662.06	State and Local Fiscal Assistance Act Utilized		Special District Taxes	
JUDICIARY		State and Local Fiscal Assistance Act Utilized		Bank Corp. Taxes	
Municipal Courts	35,621.25	Sale of Acquired Property		Added and Omitted Taxes	63,908.09
PUBLIC SAFETY		Other Miscellaneous Revenues	173,353.47	Total Taxes Levied - ABSTRACT	1,474,351.57
Fire Protection	25,165.43	Total	1,798,878.40	Total Taxes Billed	1,477,635.70
Police Protection	124,763.16	Prior Years Surplus Appropriated	167,000.00	1992 TAXES COLLECTED	1,377,750.80
Civil Defense & Disaster Control	100.00	REVENUES TOTAL	1,965,878.40	1992 Taxes Cancelled, Abated or Adjusted	14,029.60
Environmental Inspection & Control	6,503.00	Reserve For Uncollected Taxes	100,706.00	Transfer to Tax Title Liens or Foreclosed	
Other Public Safety		CAPITAL OUTLAY TOTAL	228,334.10	Balance Outstanding Dec. 31, 1992	85,855.30
PUBLIC WORKS		Public Enterprises		PRIOR YEARS TAXES OUTSTANDING	
Streets and Drainage	92,281.00	Recreation-Culture		Balance January 1, 1992	73,486.81
Sewers and Sewage Processing		Public Works	88,467.14	Collected in 1992	72,219.95
Garbage and Trash Disposal	89,030.00	Buildings and Grounds	139,916.96	Cancelled, Abated or Adjusted 1992	
Public Buildings and Grounds	11,600.00	Library and Education		Transfers to Tax Title Liens or Foreclosed	
Other Public Works		Conservation		Balance December 31, 1992	1,266.86
HEALTH and WELFARE		All Other		TAX TITLE LIENS OUTSTANDING	
Health Services Except Environmental	1,085.00	CAPITAL DEBT AUTHORIZED, DECEMBER 31, 1992		Balance January 1, 1992	11,044.84
Welfare-Public Assistance	1,790.60	ISSUED AND UNISSUED		Transfer From Taxes	
Hospital, Clinics, First Aid		GROSS DEBT		Redeemed in 1992	1,806.30
Animal, Insect, & Rodent Control		School	67,598	Cancelled, Abated or Adjusted (1992)	
Other Welfare Services		Self-Liquidating	485,358	Transfers to Foreclosed Property	
RECREATION and CONSERVATION		Other	388,250	Balance December 31, 1992	9,238.54
Beaches and Boardwalks		Total	942,206	PROPERTY ACQUIRED BY DEED OR FORECLOSURE	
Parks, Playgrounds, Shade Trees	6,735.00	ISSUED AND OUTSTANDING		Balance January 1, 1992	63,500.00
Land Reclamation & Conservation	3,000.00	School	67,598.33	Transfers From Taxes or Liens	
Other Recreational Services	3,800.00	Self-Liquidating	289,000.00	Sale for Cash (1992)	
EDUCATION (excluding schools)		Other	152,500.00	Cancelled, Abated or Adjusted (1992)	
Libraries	4,990.00	Total	509,098.33	Balance December 31, 1992	63,500.00
Other Educational Services		EQUALIZED VALUATION BASIS		CURRENT FINANCES DECEMBER 31, 1992	
STATUTORY EXPENDITURES		FOR NET DEBT COMPUTATION	83,336.306	ASSETS	
Pensions & F. L. C. A.	29,149.40	REAL PROPERTY VALUATIONS		Cash Dec. 31, 1992	318,899.54
Employee Fringe Benefits	33,545.32	Code Class # of Parcels % VAL'N		Taxes Receivable	87,122.16
Other Statutory Expenditures		ASSESSED VALUATION		Tax Title Liens	9,238.54
CETA And Other Public Employment Programs		1 Vacant Land 60 2.90	1,948,100.00	Foreclosed Property	63,500.00
MUNICIPAL FUNCTIONS TOTAL	650,952.22	2 Residential 408 71.64	48,173,350.00	Emergencies & Other Deferred Charges	21,667.80
CAPITAL IMPROVEMENTS *MEMO*		3 Farm 9 .62	413,555.00	State and Federal Aid Receivable	
DEBT SERVICE		4a Commercial 58 18.98	12,765,900.00	Other Receivables	40,270.76
Principal Payments		4b Industrial 5 4.03	2,709,700.00	Total	540,698.80
Interest Payments		4c Apartments 7 1.84	1,234,500.00	LIABILITIES, RESERVES, AND SURPLUS	
DEFERRED CHARGES	18,263.33	Total 548	67,245,105.00	Cash Liabilities	149,524.61
SCHOOL, COUNTY, SPECIAL DISTRICT TAXES	1,243,942.14	Land Area 1.10 Sq. Miles		Reserves for Receivables	200,131.46
RESERVE FOR UNCOLLECTED TAXES	100,706.00	Net Valuation Taxable-Municipal	67,967,673	Surplus Dec. 31, 1992	191,042.73
EXPENDITURES TOTAL	2,013,868.74	Net Valuation Taxable-County	76,334,508	Total	540,698.90
		State Equalized Valuation	78,399,714		
		State Equalization Ratio	85.57		

0111
 Population 1980 12,176
 Population 1990 23,330
 S & P Rating
 Moody Rating AAA

General Tax Rate Per \$100 2.70
 State Equalized Tax Rate 1.96

GALLOWAY TOWNSHIP - ATLANTIC CO.
 Form of Government:
 Council-Manager Plan E (OMCL 50)
 Number of Members on Governing Body - 7

PER CAPITA:
 Gross Debt 2,526.74 PER CENT: 5.49
 Net Debt 791.54 Net Debt 1.72
 Debt Service 45.11 Tax Levy Collected 91.40
 Total Tax Levy 961.99 Tax Levy Cancelled, Abated
 Municipal Expenditures 447.01 or Adjusted 1.95

EXPENDITURES	REVENUES-REALIZED	1992 PROPERTY TAX
GENERAL GOVERNMENT		STATE EQUALIZED TAX RATE
Governing Body & Public Boards 62,303.00	1992 Property Taxes Collected 20,519,507.72	Local District School Taxes .87 9,767,121.50
Municipal Clerk 97,363.00	1992 Payments in Lieu of Taxes	Regional & Consolidated School Tax .42 4,738,336.69
Financial Administration 164,356.00	Delinquent Tax & Lien Collections 1,182,852.17	School Taxes in Municipal Budget
Assessment of Taxes 123,047.00	Business Personalty Replacement Taxes 114,459.00	County Taxes .45 * 5,119,522.16
Collection of Taxes 107,133.00	Taxes from Public Utilities 1,953,050.23	County Library Taxes .03 370,568.06
Planning, Housing & Development 369,255.00	Other Miscellaneous Tax Revenues	Local Municipal Purpose Taxes .19 2,093,000.00
Human Resources 273,473.00	State Aid Revenues 1,619,918.69	Veteran & Senior Citizen Taxes 132,900.00
Elections 9,494.00	Federal Aid Revenues	Total Taxes for Rate Computation 1.96 22,221,448.39
General Administration (other) 719,830.28	State and Local Fiscal Assistance Act Utilized	Special District Taxes
JUDICIARY	Sale of Acquired Property	Bank Corp. Taxes
Municipal Courts 139,256.00	Other Miscellaneous Revenues 1,631,923.19	Added and Omitted Taxes 354,601.86
PUBLIC SAFETY	Total 27,021,711.00	Total Taxes Levied - ABSTRACT 22,443,150.25
Fire Protection 231,114.00	Prior Years Surplus Appropriated 2,490,500.00	Total Taxes Billed 22,449,002.51
Police Protection 2,290,437.00	REVENUES TOTAL 29,512,211.00	1992 TAXES COLLECTED 20,519,507.72
Civil Defense & Disaster Control 9,710.00	Reserve For Uncollected Taxes 1,775,180.20	1992 Taxes Cancelled, Abated or Adjusted 438,742.05
Environmental Inspection & Control 281,848.00	CAPITAL OUTLAY TOTAL 5,475,107.98	Transfer to Tax Title Liens or Foreclosed 200,107.53
Other Public Safety	Public Enterprises 3,789,656.43	Balance Outstanding Dec. 31, 1992 1,290,645.21
PUBLIC WORKS	Recreation-Culture	PRIOR YEARS TAXES OUTSTANDING
Streets and Drainage 417,120.00	Public Works 666,355.39	Balance January 1, 1992 961,217.51
Sewers and Sewage Processing 13,704.00	Buildings and Grounds 1,019,096.16	Collected in 1992 819,308.74
Garbage and Trash Disposal 250,745.00	Library and Education	Cancelled, Abated or Adjusted 1992 742.78
Public Buildings and Grounds 203,894.00	Conservation	Transfers to Tax Title Liens or Foreclosed 79,990.07
Other Public Works 458,353.00	All Other	Balance December 31, 1992 61,175.92
HEALTH and WELFARE	CAPITAL DEBT AUTHORIZED, DECEMBER 31, 1992	TAX TITLE LIENS OUTSTANDING
Health Services Except Environmental	ISSUED AND UNISSUED GROSS DEBT NET DEBT	Balance January 1, 1992 742,733.13
Welfare-Public Assistance 21,654.00	School 30,663,828	Transfer From Taxes 289,658.76
Hospital, Clinics, First Aid 23,326.00	Self-Liquidating 9,758,461	Redeemed in 1992 363,543.43
Animal, Insect, & Rodent Control	Other 18,526,544	Cancelled, Abated or Adjusted (1992)
Other Welfare Services	Total 58,948,834	Transfers to Foreclosed Property
RECREATION and CONSERVATION	ISSUED AND OUTSTANDING	Balance December 31, 1992 668,848.46
Beaches and Boardwalks	School 25,378,308.36	PROPERTY ACQUIRED BY DEED OR FORECLOSURE
Parks, Playgrounds, Shade Trees 97,250.00	Self-Liquidating 4,771,000.00	Balance January 1, 1992 1,372,580.89
Land Reclamation & Conservation 30,262.00	Other 9,618,000.00	Transfers From Taxes or Liens 5,400.63
Other Recreational Services 70,029.00	Total 39,767,308.36	Sale for Cash (1992)
EDUCATION (excluding schools)	EQUALIZED VALUATION BASIS FOR NET DEBT COMPUTATION 1,073,107,852	Cancelled, Abated or Adjusted (1992)
Libraries	REAL PROPERTY VALUATIONS	Balance December 31, 1992 1,377,981.52
Other Educational Services 14,000.00	Code Class # of Parcels % VAL'N ASSESSED VALUATION	CURRENT FINANCES DECEMBER 31, 1992 ASSETS
STATUTORY EXPENDITURES	1 Vacant Land 5523 8.10 65,265,800.00	Cash Dec. 31, 1992 8,052,683.20
Pensions & F. L. C. A. 540,841.72	2 Residential 8984 77.40 623,869,100.00	Taxes Receivable 1,351,821.13
Employee Fringe Benefits 573,760.80	3 Farm 297 1.15 9,237,900.00	Tax Title Liens 668,348.46
Other Statutory Expenditures 3,500.00	4a Commercial 301 11.91 95,973,900.00	Foreclosed Property 1,377,981.52
CETA And Other Public Employment Programs	4b Industrial 2 1.19 9,553,900.00	Emergencies & Other Deferred Charges 60,000.00
MUNICIPAL FUNCTIONS TOTAL 7,601,058.80	4c Apartments 2 .26 2,117,100.00	State and Federal Aid Receivable 216,058.20
CAPITAL IMPROVEMENTS *MEMO* 243,000.00	Total 15109 806,017,700.00	Other Receivables 82,356.24
DEBT SERVICE	Land Area 91.75 Sq. Miles	Total 11,809,748.75
Principal Payments 450,000.00	Net Valuation Taxable-Municipal 317,402,605	LIABILITIES, RESERVES, AND SURPLUS
Interest Payments 602,420.00	Net Valuation Taxable-County 1,115,759,651	Cash Liabilities 5,785,085.12
DEFERRED CHARGES	State Equalized Valuation 1,124,054,287	Reserves for Receivables 3,481,007.35
SCHOOL, COUNTY, SPECIAL DISTRICT TAXES 19,995,543.39	State Equalization Ratio 72.44	Surplus Dec. 31, 1992 2,543,656.29
RESERVE FOR UNCOLLECTED TAXES 1,775,180.20		Total 11,809,748.75
EXPENDITURES TOTAL 30,424,207.39		

*Includes County Health Service Taxes, County Vocational School Taxes, or County Open Space Tax. See Table 13.

0221

Population 1980 26,803
 Population 1990 26,727
 S & P Rating
 Moody Rating AAA

General Tax Rate Per \$100. 1.83
 State Equalized Tax Rate 1.98

GARFIELD CITY - BERGEN COUNTY
 Form of Government:
Council-Manager (1923)
 Number of Members on Governing Body - 5

PER CAPITA:
 Gross Debt 471.95
 Net Debt 416.68
 Debt Service 42.39
 Total Tax Levy 982.29
 Municipal Expenditures 1,087.54

PER CENT:
 Gross Debt .94
 Net Debt .83
 Tax Levy Collected 95.89
 Tax Levy Cancelled, Abated or Adjusted .24

EXPENDITURES	REVENUES-REALIZED	1992 PROPERTY TAX
GENERAL GOVERNMENT		STATE EQUALIZED TAX RATE 1.98
Governing Body & Public Boards 29,000.00	1992 Property Taxes Collected 25,290,457.35	Local District School Taxes 1.08 14,365,490.50
Municipal Clerk 89,500.00	1992 Payments in Lieu of Taxes 56,843.31	Regional & Consolidated School Tax
Financial Administration 143,900.00	Delinquent Tax & Lien Collections 991,453.03	School Taxes in Municipal Budget
Assessment of Taxes 137,600.00	Business Personalty Replacement Taxes 479,102.84	County Taxes .27 3,552,590.48
Collection of Taxes 102,500.00	Taxes from Public Utilities 945,024.00	County Library Taxes
Planning, Housing & Development 35,000.00	Other Miscellaneous Tax Revenues	Local Municipal Purpose Taxes .62 8,313,429.71
Human Resources 84,095.00	State Aid Revenues 1,315,086.24	Veteran & Senior Citizen Taxes 349,600.00
Elections 20,000.00	Federal Aid Revenues	Total Taxes for Rate Computation 1.97 26,581,110.69
General Administration (other) 680,900.00	State and Local Fiscal Assistance Act Utilized	Special District Taxes
JUDICIARY	Sale of Acquired Property	Bank Corp. Taxes
Municipal Courts 205,000.00	Other Miscellaneous Revenues	Added and Omitted Taxes 22,118.58
PUBLIC SAFETY	Total 16,963,992.67	Total Taxes Levied - ABSTRACT 26,253,629.27
Fire Protection 252,883.70	Prior Years Surplus Appropriated 1,000,000.00	Total Taxes Billed 26,374,809.83
Police Protection 3,200,819.83	REVENUES TOTAL 47,041,959.44	1992 TAXES COLLECTED 25,290,457.35
Civil Defense & Disaster Control 1,000.00	Reserve For Uncollected Taxes 1,442,733.09	1992 Taxes Cancelled, Abated or Adjusted 63,884.65
Environmental Inspection & Control 135,500.00	CAPITAL OUTLAY TOTAL 2,086,064.70	Transfer to Tax Title Liens or Foreclosed 287,072.91
Other Public Safety	Public Enterprises 293,577.97	Balance Outstanding Dec. 31, 1992 733,394.92
PUBLIC WORKS	Recreation-Culture 2,150.00	PRIOR YEARS TAXES OUTSTANDING
Streets and Drainage 758,800.00	Public Works 917,355.29	Balance January 1, 1992 1,328,055.07
Sewers and Sewage Processing 15,892,500.00	Buildings and Grounds 872,981.44	Collected in 1992 673,696.16
Garbage and Trash Disposal 2,237,999.82	Library and Education	Cancelled, Abated or Adjusted 1992
Public Buildings and Grounds 158,100.00	Conservation	Transfers to Tax Title Liens or Foreclosed 461,223.52
Other Public Works	All Other	Balance December 31, 1992 193,135.39
HEALTH and WELFARE	CAPITAL DEBT AUTHORIZED, DECEMBER 31, 1992	TAX TITLE LIENS OUTSTANDING
Health Services Except Environmental 200,500.00	ISSUED AND UNISSUED GROSS DEBT NET DEBT	Balance January 1, 1992 391,183.66
Welfare-Public Assistance 32,500.00	School 2,243,290 1,873,489	Transfer From Taxes 867,016.67
Hospital, Clinics, First Aid	Self-Liquidating 10,370,500	Redeemed in 1992 317,756.87
Animal, Insect, & Rodent Control 10,000.00	Other 12,513,790 11,136,664	Cancelled, Abated or Adjusted (1992)
Other Welfare Services	Total 12,513,790	Transfers to Foreclosed Property
RECREATION and CONSERVATION	ISSUED AND OUTSTANDING	Balance December 31, 1992 940,443.46
Beaches and Boardwalks	School 490,000.00	PROPERTY ACQUIRED BY DEED OR FORECLOSURE
Parks, Playgrounds, Shade Trees 390,000.00	Self-Liquidating 5,549,000.00	Balance January 1, 1992 436,870.00
Land Reclamation & Conservation 101,000.00	Other 6,039,000.00	Transfers From Taxes or Liens
Other Recreational Services 15,000.00	Total 6,039,000.00	Sale for Cash (1992)
EDUCATION (excluding schools)	EQUALIZED VALUATION BASIS	Cancelled, Abated or Adjusted (1992)
Libraries 500,000.00	FOR NET DEBT COMPUTATION 1,346,825,106	Balance December 31, 1992 436,870.00
Other Educational Services	REAL PROPERTY VALUATIONS	CURRENT FINANCES DECEMBER 31, 1992
STATUTORY EXPENDITURES	Code Class # of Parcels % VAL'N ASSESSED VALUATION	ASSETS
Pensions & F. L. C. A. 270,000.00	1 Vacant Land 183 1.08 15,466,000.00	Cash Dec. 31, 1992 3,750,792.76
Employee Fringe Benefits 792,480.00	2 Residential 5414 74.69 1,073,760,100.00	Taxes Receivable 926,530.31
Other Statutory Expenditures	3 Farm	Tax Title Liens 940,443.46
CETA And Other Public Employment Programs	4a Commercial 446 11.09 159,433,400.00	Foreclosed Property 436,870.00
MUNICIPAL FUNCTIONS TOTAL 26,474,578.35	4b Industrial 89 9.18 131,938,000.00	Emergencies & Other Deferred Charges
CAPITAL IMPROVEMENTS *MEMO* 75,000.00	4c Apartments 120 3.96 56,983,300.00	State and Federal Aid Receivable 2,042.64
DEBT SERVICE	Total 6252 1,437,580,800.00	Other Receivables 129,230.29
Principal Payments 735,000.00	Land Area 2.10 Sq. Miles	Total 6,185,909.46
Interest Payments 397,960.00	Net Valuation Taxable-Municipal 1,440,037,773	LIABILITIES, RESERVES, AND SURPLUS
DEFERRED CHARGES 16,480.54	Net Valuation Taxable-County 1,352,091,853	Cash Liabilities 1,477,992.61
SCHOOL, COUNTY, SPECIAL DISTRICT TAXES 17,918,030.98	State Equalized Valuation 1,333,303,853	Reserves for Receivables 2,433,074.06
RESERVE FOR UNCOLLECTED TAXES 1,442,733.09	State Equalization Ratio 109.02	Surplus Dec. 31, 1992 2,274,842.79
EXPENDITURES TOTAL 46,984,832.96		Total 6,185,909.46

2006
 Population 1980 4,752
 Population 1990 4,227
 S & P Rating
 Moody Rating A

General Tax Rate Per \$100. 4.16
 State Equalized Tax Rate 2.51

GARWOOD BOROUGH - UNION COUNTY
 Form of Government:
Borough Council
 Number of Members on Governing Body - 6

PER CAPITA:
 Gross Debt 431.52 PER CENT:
 Net Debt 364.23 Gross Debt .60
 Debt Service 47.07 Net Debt .51
 Total Tax Levy 1,757.00 Tax Levy Collected 96.13
 Municipal Expenditures 978.25 or Adjusted .14

EXPENDITURES		REVENUES-REALIZED			1992 PROPERTY TAX	
GENERAL GOVERNMENT		REVENUES-REALIZED			1992 PROPERTY TAX	
Governing Body & Public Boards		1992 Property Taxes Collected		7,139,858.19	STATE EQUALIZED TAX RATE	
Municipal Clerk		1992 Payments in Lieu of Taxes			Local District School Taxes	.77
Financial Administration	20,000.00	Delinquent Tax & Lien Collections	209,253.29		Regional & Consolidated School Tax	.45
Assessment of Taxes	12,135.00	Business Personalty Replacement Taxes	232,744.12		School Taxes in Municipal Budget	
Collection of Taxes	38,500.00	Taxes from Public Utilities	252,162.25		County Taxes	.43
Planning, Housing & Development	18,500.00	Other Miscellaneous Tax Revenues	5,157.32		County Library Taxes	
Human Resources	52,000.00	State Aid Revenues	224,229.04		Local Municipal Purpose Taxes	.85
Elections	1,350.00	Federal Aid Revenues			Veteran & Senior Citizen Taxes	
General Administration (other)	368,070.14	State and Local Fiscal Assistance Act Utilized			Total Taxes for Rate Computation	2.50
JUDICIARY		Sale of Acquired Property			Special District Taxes	
Municipal Courts	60,000.00	Other Miscellaneous Revenues	246,063.84		Bank Corp. Taxes	
PUBLIC SAFETY					Added and Omitted Taxes	4,532.98
Fire Protection	104,186.00	Prior Years Surplus Appropriated	590,000.00		Total Taxes Levied - ABSTRACT	7,426,819.96
Police Protection	959,005.11	REVENUES TOTAL	8,909,468.05		Total Taxes Billed	7,427,511.81
Civil Defense & Disaster Control	5,500.00	RESERVE FOR UNCOLLECTED TAXES	261,000.00		1992 TAXES COLLECTED	7,139,858.19
Environmental Inspection & Control	38,800.00				1992 Taxes Cancelled, Abated or Adjusted	10,599.68
Other Public Safety		CAPITAL OUTLAY		193,341.17	Transfer to Tax Title Liens or Foreclosed	20,059.52
PUBLIC WORKS					Balance Outstanding Dec. 31, 1992	256,994.62
Streets and Drainage	433,900.00	Public Enterprises	10,377.13		PRIOR YEARS TAXES OUTSTANDING	
Sewers and Sewage Processing	509,500.00	Recreation-Culture			Balance January 1, 1992	176,486.05
Garbage and Trash Disposal	310,000.00	Public Works	141,052.87		Collected in 1992	88,925.85
Public Buildings and Grounds	59,000.00	Buildings and Grounds	41,911.17		Cancelled, Abated or Adjusted 1992	720.66
Other Public Works		Library and Education			Transfers to Tax Title Liens or Foreclosed	86,589.54
HEALTH and WELFARE		Conservation			Balance December 31, 1992	250.00
Health Services Except Environmental	39,300.00	All Other			TAX TITLE LIENS OUTSTANDING	
Welfare-Public Assistance	4,900.00				Balance January 1, 1992	45,181.89
Hospital, Clinics, First Aid		CAPITAL DEBT AUTHORIZED, DECEMBER 31, 1992			Transfer From Taxes	124,834.71
Animal, Insect, & Rodent Control	2,500.00	ISSUED AND UNISSUED			Redeemed in 1992	120,327.44
Other Welfare Services		School	284,445		Cancelled, Abated or Adjusted (1992)	
RECREATION and CONSERVATION		Self-Liquidating			Transfers to Foreclosed Property	
Beaches and Boardwalks		Other	1,539,603	1,539,603	Balance December 31, 1992	49,689.16
Parks, Playgrounds, Shade Trees	7,000.00	Total	1,824,048	1,539,603	PROPERTY ACQUIRED BY DEED OR FORECLOSURE	
Land Reclamation & Conservation	5,697.79	ISSUED AND OUTSTANDING			Balance January 1, 1992	18,034.00
Other Recreational Services	23,800.00	School		284,445.84	Transfers From Taxes or Liens	
EDUCATION (excluding schools)		Self-Liquidating			Sale for Cash (1992)	
Libraries	85,150.00	Other		845,000.00	Cancelled, Abated or Adjusted (1992)	
Other Educational Services		Total		1,129,445.84	Balance December 31, 1992	18,034.00
STATUTORY EXPENDITURES		EQUALIZED VALUATION BASIS			CURRENT FINANCES DECEMBER 31, 1992	
Pensions & F. L. C. A.	170,705.00	FOR NET DEBT COMPUTATION		302,336,970	ASSETS	
Employee Fringe Benefits	273,000.00	REAL PROPERTY VALUATIONS			Cash Dec. 31, 1992	1,348,517.45
Other Statutory Expenditures		Code Class # of Parcels % VAL'N			Taxes Receivable	257,244.42
CETA And Other Public Employment Programs		1 Vacant Land 56 .97		1,733,900.00	Tax Title Liens	49,689.16
MUNICIPAL FUNCTIONS	3,602,499.04	2 Residential 1249 69.36		123,561,600.00	Foreclosed Property	18,034.00
CAPITAL IMPROVEMENTS	16,000.00	3 Farm			Emergencies & Other Deferred Charges	5,200.00
DEBT SERVICE		4a Commercial 115 20.40		36,342,500.00	State and Federal Aid Receivable	
Principal Payments	145,000.00	4b Industrial 32 7.87		14,013,100.00	Other Receivables	197,048.83
Interest Payments	53,950.00	4c Apartments 8 1.40		2,500,000.00	Total	1,875,733.36
DEFERRED CHARGES	72,600.00	Total 1460		178,151,100.00	LIABILITIES, RESERVES, AND SURPLUS	
SCHOOL, COUNTY, SPECIAL DISTRICT TAXES	4,906,207.10	Land Area .70 Sq. Miles			Cash Liabilities	907,324.38
RESERVE FOR UNCOLLECTED TAXES	261,000.00	Net Valuation Taxable-Municipal		178,436,991	Reserves for Receivables	522,016.41
EXPENDITURES	9,041,256.14	Net Valuation Taxable-County		303,235,503	Surplus Dec. 31, 1992	446,393.07
		State Equalized Valuation		295,874,243	Total	1,875,733.86
		State Equalization Rate		60.27		

0413

Population 1980 2,510
 Population 1990 2,383
 S & P Rating
 Moody Rating BAA

General Tax Rate Per \$100. 3.42
 State Equalized Tax Rate 2.56

GIBBSBORO BOROUGH - CAMDEN COUNTY

Form of Government:

Borough Council

Number of Members on Governing Body - 6

PER CAPITA:

Gross Debt 2,541.61
 Net Debt 1,215.98
 Debt Service 44.33
 Total Tax Levy 1,340.20
 Municipal Expenditures 593.93

PER CENT:

Gross Debt 4.90
 Net Debt 2.35
 Tax Levy Collected 90.58
 Tax Levy Cancelled, Abated or Adjusted .63

EXPENDITURES		REVENUES-REALIZED		1992 PROPERTY TAX	
GENERAL GOVERNMENT				STATE EQUALIZED TAX RATE	
Governing Body & Public Boards		1992 Property Taxes Collected	2,893,744.57	Local District School Taxes	.35 1,050,028.24
Municipal Clerk	42,200.00	1992 Payments in Lieu of Taxes		Regional & Consolidated School Tax	.38 471,957.67
Financial Administration	10,000.00	Delinquent Tax & Lien Collections	59,346.29	School Taxes in Municipal Budget	
Assessment of Taxes	21,950.00	Business Personalty Replacement Taxes	58,586.48	County Taxes	.35 1,048,313.71
Collection of Taxes	21,950.00	Taxes from Public Utilities	209,050.00	County Library Taxes	.03 34,118.83
Planning, Housing & Development	13,900.00	Other Miscellaneous Tax Revenues		Local Municipal Purpose Taxes	.46 566,300.00
Human Resources	4,219.00	State Aid Revenues	117,153.20	Veteran & Senior Citizen Taxes	
Elections	4,500.00	Federal Aid Revenues		Total Taxes for Rate Computation	2.57 3,196,668.45
General Administration (other)	227,500.00	State and Local Fiscal Assistance Act Utilized		Special District Taxes	
JUDICIARY		Sale of Acquired Property		Bank Corp. Taxes	
Municipal Courts	35,971.07	Other Miscellaneous Revenues	102,610.23	Added and Omitted Taxes	22,974.46
PUBLIC SAFETY		Total	3,440,483.77	Total Taxes Levied - ABSTRACT	3,193,692.91
Fire Protection	54,833.20	Prior Years Surplus Appropriated	461,500.00	Total Taxes Billed	3,194,813.60
Police Protection	143,911.86	REVENUES TOTAL	3,901,988.77	1992 TAXES COLLECTED	2,893,744.57
Civil Defense & Disaster Control	1,600.00	Reserve For Uncollected Taxes	196,500.00	1992 Taxes Cancelled, Abated or Adjusted	20,171.52
Environmental Inspection & Control	59,300.00	CAPITAL OUTLAY TOTAL	499,849.28	Transfer to Tax Title Liens or Foreclosed	48,328.92
Other Public Safety				Balance Outstanding Dec. 31, 1992	232,568.59
PUBLIC WORKS				PRIOR YEARS TAXES OUTSTANDING	
Streets and Drainage	33,600.00	Public Enterprises	361,050.85	Balance January 1, 1992	80,124.14
Sewers and Sewage Processing	31,700.00	Recreation-Culture	1,480.69	Collected in 1992	59,254.29
Garbage and Trash Disposal	167,800.00	Public Works	131,895.13	Cancelled, Abated or Adjusted 1992	4.30
Public Buildings and Grounds	34,000.00	Buildings and Grounds	5,422.56	Transfers to Tax Title Liens or Foreclosed	10,435.26
Other Public Works	65,450.43	Library and Education		Balance December 31, 1992	10,430.29
HEALTH and WELFARE		Conservation		TAX TITLE LIENS OUTSTANDING	
Health Services Except Environmental	450.00	All Other		Balance January 1, 1992	65,247.45
Welfare-Public Assistance	3,300.00	CAPITAL DEBT AUTHORIZED, DECEMBER 31, 1992		Transfer From Taxes	60,455.64
Hospital, Clinics, First Aid		ISSUED AND UNISSUED		Redeemed in 1992	90.00
Animal, Insect, & Rodent Control	3,800.00	School	919,192	Cancelled, Abated or Adjusted (1992)	1,495.80
Other Welfare Services		Self-Liquidating	3,925,095	Transfers to Foreclosed Property	
RECREATION and CONSERVATION		Other	1,212,366	Balance December 31, 1992	124,117.29
Beaches and Boardwalks		Total	6,056,654	PROPERTY ACQUIRED BY DEED OR	
Parks, Playgrounds, Shade Trees		ISSUED AND OUTSTANDING		FORECLOSURE	
Land Reclamation & Conservation	1,000.00	School	919,192.34	Balance January 1, 1992	97,706.00
Other Recreational Services	24,500.00	Self-Liquidating	3,750,000.00	Transfers From Taxes or Liens	
EDUCATION (excluding schools)		Other	745,000.00	Sale for Cash (1992)	
Libraries	11,800.00	Total	5,414,192.34	Cancelled, Abated or Adjusted (1992)	
Other Educational Services	21,010.40	EQUALIZED VALUATION BASIS		Balance December 31, 1992	97,706.00
STATUTORY EXPENDITURES		FOR NET DEBT COMPUTATION	123,514,804	CURRENT FINANCES DECEMBER 31, 1992	
Pensions & F. I. C. A.	39,339.00	REAL PROPERTY VALUATIONS		ASSETS	
Employee Fringe Benefits		Code Class # of Parcels % VAL'N	ASSESSED VALUATION	Cash Dec. 31, 1992	690,220.97
Other Statutory Expenditures	3,400.00	1 Vacant Land 174 3.09	7,432,450.00	Taxes Receivable	242,998.83
CETA And Other Public Employment Programs		2 Residential 712 58.64	53,876,850.00	Tax Title Liens	124,117.29
MUNICIPAL FUNCTIONS TOTAL	1,065,034.96	3 Farm 2 .11	99,400.00	Foreclosed Property	97,706.00
CAPITAL IMPROVEMENTS *MEMO*	50,000.00	4a Commercial 76 14.50	13,415,100.00	Emergencies & Other Deferred Charges	
DEBT SERVICE		4b Industrial 11 13.43	16,929,100.00	State and Federal Aid Receivable	
Principal Payments	50,000.00	4c Apartments 1 .14	124,700.00	Other Receivables	178,886.33
Interest Payments	55,650.00	Total 976	91,877,600.00	Total	1,333,929.52
DEFERRED CHARGES	43,152.00	Land Area 2.16 Sq. Miles		LIABILITIES, RESERVES, AND SURPLUS	
SCHOOL, COUNTY, SPECIAL DISTRICT TAXES	2,604,413.45	Net Valuation Taxable-Municipal	92,689,629	Cash Liabilities	476,904.76
RESERVE FOR UNCOLLECTED TAXES	196,500.00	Net Valuation Taxable-County	130,255,597	Reserves for Receivables	643,703.55
EXPENDITURES TOTAL	4,019,755.41	State Equalized Valuation	123,511,815	Surplus Dec. 31, 1992	213,316.21
		State Equalization Ratio	74.83	Total	1,333,929.52

Population 1980 14,574
 Population 1990 15,614
 S & P Rating
 Moody Rating A

General Tax Rate Per \$100. 2.49
 State Equalized Tax Rate 2.53

GLASSBORO BOROUGH - GLOUCESTER CO.

Form of Government:

Borough Council

Number of Members on Governing Body - 6

PER CAPITA:

Grass Debt 924.03
 Net Debt 187.05
 Debt Service 29.98
 Total Tax Levy 897.25
 Municipal Expenditures 654.02

PER CENT:

Grass Debt 3.00
 Net Debt .61
 Tax Levy Collected 93.41
 Tax Levy Cancelled, Abated or Adjusted .49

EXPENDITURES		REVENUES-REALIZED			1992 PROPERTY TAX	
GENERAL GOVERNMENT					STATE EQUALIZED TAX RATE	
Governing Body & Public Boards	17,800.00	1992 Property Taxes Collected			Local District School Taxes	1.10
Municipal Clerk	100,000.00	1992 Payments in Lieu of Taxes			Regional & Consolidated School Tax	
Financial Administration	60,800.00	Delinquent Tax & Lien Collections			School Taxes in Municipal Budget	
Assessment of Taxes	79,873.75	Business Personalty Replacement Taxes			County Taxes	.60
Collection of Taxes	111,360.00	Taxes from Public Utilities			County Library Taxes	.03
Planning, Housing & Development	55,302.00	Other Miscellaneous Tax Revenues			Local Municipal Purpose Taxes	.85
Human Resources	176,002.00	State Aid Revenues			Veteran & Senior Citizen Taxes	
Elections	7,000.00	Federal Aid Revenues			Total Taxes for Rate Computation	2.53
General Administration (other)	709,621.25	State and Local Fiscal Assistance Act Utilized			Special District Taxes	
JUDICIARY		State and Local Fiscal Assistance Act Utilized			Bank Corp. Taxes	
Municipal Courts	134,213.24	Sale of Acquired Property			Added and Omitted Taxes	
PUBLIC SAFETY		Other Miscellaneous Revenues			Total Taxes Levied - ABSTRACT	14,009,602.81
Fire Protection	223,839.00	Total			Total Taxes Billed	14,009,602.81
Police Protection	2,564,930.97	Prior Years Surplus Appropriated			1992 TAXES COLLECTED	13,086,917.48
Civil Defense & Disaster Control	8,200.00	REVENUES TOTAL			1992 Taxes Cancelled, Abated or Adjusted	68,835.73
Environmental Inspection & Control	219,361.00	Reserve For Uncollected Taxes			Transfer to Tax Title Liens or Foreclosed	181,213.50
Other Public Safety		CAPITAL OUTLAY TOTAL			Balance Outstanding Dec. 31, 1992	672,636.10
PUBLIC WORKS					PRIOR YEARS TAXES OUTSTANDING	
Streets and Drainage	874,986.00	Public Enterprises			Balance January 1, 1992	1,014,914.57
Sewers and Sewage Processing		Recreation-Culture			Collected in 1992	722,489.95
Garbage and Trash Disposal	720,400.00	Public Works			Cancelled, Abated or Adjusted 1992	
Public Buildings and Grounds	141,000.00	Buildings and Grounds			Transfers to Tax Title Liens or Foreclosed	101,388.11
Other Public Works	432,415.00	Library and Education			Balance December 31, 1992	191,036.51
HEALTH AND WELFARE		Conservation			TAX TITLE LIENS OUTSTANDING	
Health Services Except Environmental	116,917.00	All Other			Balance January 1, 1992	322,222.33
Welfare-Public Assistance	53,700.00	CAPITAL DEBT AUTHORIZED, DECEMBER 31, 1992			Transfer From Taxes	299,720.49
Hospital, Clinics, First Aid		ISSUED AND UNISSUED			Redeemed in 1992	135,781.09
Animal, Insect, & Rodent Control	3,000.00	SCHOOL			Cancelled, Abated or Adjusted (1992)	
Other Welfare Services		Self-Liquidating			Transfers to Foreclosed Property	
RECREATION AND CONSERVATION		Other			Balance December 31, 1992	486,161.74
Beaches and Boardwalks		Total			PROPERTY ACQUIRED BY DEED OR FORECLOSURE	
Parks, Playgrounds, Shade Trees	246,960.00	ISSUED AND OUTSTANDING			Balance January 1, 1992	764,492.34
Land Reclamation & Conservation	66,424.10	SCHOOL			Transfers From Taxes or Liens	
Other Recreational Services	86,700.00	Self-Liquidating			Sale for Cash (1992)	
EDUCATION (excluding schools)		Other			Cancelled, Abated or Adjusted (1992)	
Libraries	106,000.00	Total			Balance December 31, 1992	764,492.34
Other Educational Services		EQUALIZED VALUATION BASIS			CURRENT FINANCES DECEMBER 31, 1992	
STATUTORY EXPENDITURES		FOR NET DEBT COMPUTATION			ASSETS	
Pensions & F. L. C. A.	462,000.00	Code			Cash Dec. 31, 1992	2,595,848.16
Employee Fringe Benefits	715,930.00	Class			Taxes Receivable	863,672.61
Other Statutory Expenditures		# of Parcels			Tax Title Liens	486,161.74
CETA And Other Public Employment Programs		% VAL'N			Foreclosed Property	764,492.34
MUNICIPAL FUNCTIONS TOTAL	8,501,735.31	ASSESSED VALUATION			Emergencies & Other Deferred Charges	125,000.00
CAPITAL IMPROVEMENTS *MEMO*	25,000.00	1 Vacant Land 1415 5.37			State and Federal Aid Receivable	82,409.64
DEBT SERVICE		2 Residential 3711 67.46			Other Receivables	44,586.30
Principal Payments	290,339.54	3 Farm 89 1.07			Total	4,952,170.79
Interest Payments	177,680.00	4a Commercial 256 17.03			LIABILITIES, RESERVES, AND SURPLUS	
DEFERRED CHARGES		4b Industrial 15 2.87			Cash Liabilities	1,205,644.08
SCHOOL, COUNTY, SPECIAL DISTRICT TAXES	9,201,411.38	4c Apartments 33 6.19			Reserves for Receivables	2,157,712.99
RESERVE FOR UNCOLLECTED TAXES	1,153,656.00	Total 5519			Surplus Dec. 31, 1992	1,538,813.72
EXPENDITURES TOTAL	19,413,306.30	Land Area 9.37 Sq. Miles			Total	4,952,170.79
		Net Valuation Taxable-Municipal				
		Net Valuation Taxable-County				
		State Equalized Valuation				
		State Equalization Ratio				

1012

Population 1980 834
 Population 1990 1,665
 S & P Rating
 Moody Rating

General Tax Rate Per \$100. 2.01
 State Equalized Tax Rate 1.94

GLEN GARDNER BORO. - HUNTERDON CO.

Form of Government:
 Borough Council

Number of Members on Governing Body - 6

PER CAPITA:

Gross Debt 1,855.19
 Net Debt 818.02
 Debt Service 56.94
 Total Tax Levy 1,022.85
 Municipal Expenditures 479.32

PER CENT:

Gross Debt 3.54
 Net Debt 1.55
 Tax Levy Collected 93.84
 Tax Levy Cancelled, Abated or Adjusted .37

EXPENDITURES		REVENUES-REALIZED		1992 PROPERTY TAX		
GENERAL GOVERNMENT				STATE EQUALIZED TAX RATE		
Governing Body & Public Boards		1992 Property Taxes Collected	1,600,223.25	Local District School Taxes	1.08 937,464.00	
Municipal Clerk		1992 Payments in Lieu of Taxes	11,124.00	Regional & Consolidated School Tax	.25 216,901.66	
Financial Administration	14,670.00	Delinquent Tax & Lien Collections	96,176.06	School Taxes in Municipal Budget		
Assessment of Taxes	6,530.00	Business Personalty Replacement Taxes	6,239.92	County Taxes	.29 249,297.07	
Collection of Taxes	11,750.00	Taxes from Public Utilities	72,758.00	County Library Taxes	.02 21,074.73	
Planning, Housing & Development	21,500.00	Other Miscellaneous Tax Revenues		Local Municipal Purpose Taxes	.30 263,913.24	
Human Resources		State Aid Revenues	72,026.00	Veteran & Senior Citizen Taxes	7,600.00	
Elections		Federal Aid Revenues		Total Taxes for Rate Computation	1.94 1,696,250.70	
General Administration (other)	129,600.00	State and Local Fiscal Assistance Act Utilized		Special District Taxes		
JUDICIARY		Sale of Acquired Property		Bank Corp. Taxes		
Municipal Courts	10,000.00	Other Miscellaneous Revenues	83,151.99	Added and Omitted Taxes	14,398.74	
PUBLIC SAFETY		Total	1,941,699.22	Total Taxes Levied - ABSTRACT	1,703,049.44	
Fire Protection	15,431.70	Prior Years Surplus Appropriated	190,000.00	Total Taxes Billed	1,705,296.22	
Police Protection	8,000.00	REVENUES TOTAL	2,131,699.22	1992 TAXES COLLECTED	1,600,223.25	
Civil Defense & Disaster Control	100.00	Reserve For Uncollected Taxes	161,452.19	1992 Taxes Cancelled, Abated or Adjusted	6,306.37	
Environmental Inspection & Control		CAPITAL OUTLAY TOTAL		Transfer to Tax Title Liens or Foreclosed	22,905.96	
Other Public Safety				Balance Outstanding Dec. 31, 1992	75,860.64	
PUBLIC WORKS		Public Enterprises	68,099.00	PRIOR YEARS TAXES OUTSTANDING		
Streets and Drainage	51,200.00	Recreation-Culture		Balance January 1, 1992	107,002.05	
Sewers and Sewage Processing	219,000.00	Public Works	21,354.11	Collected in 1992	85,110.77	
Garbage and Trash Disposal		Buildings and Grounds	175.00	Cancelled, Abated or Adjusted 1992	9,481.93	
Public Buildings and Grounds	13,500.00	Library and Education		Transfers to Tax Title Liens or Foreclosed		
Other Public Works		Conservation		Balance December 31, 1992	12,409.35	
HEALTH and WELFARE		All Other		TAX TITLE LIENS OUTSTANDING		
Health Services Except Environmental	3,530.00	CAPITAL DEBT AUTHORIZED, DECEMBER 31, 1992		Balance January 1, 1992	104,027.95	
Welfare-Public Assistance	2,830.00	ISSUED AND UNISSUED		Transfer From Taxes	22,905.96	
Hospital, Clinics, First Aid		School	24,323	Redeemed in 1992	11,065.29	
Animal, Insect, & Rodent Control		Self-Liquidating	672,559	Cancelled, Abated or Adjusted (1992)	1,826.83	
Other Welfare Services		Other	2,392,000	Transfers to Foreclosed Property		
RECREATION and CONSERVATION		Total	3,088,888	Balance December 31, 1992	114,041.79	
Beaches and Boardwalks		ISSUED AND OUTSTANDING		PROPERTY ACQUIRED BY DEED OR FORECLOSURE		
Parks, Playgrounds, Shade Trees	9,000.00	School	5,045.15	Balance January 1, 1992	25,150.00	
Land Reclamation & Conservation	2,760.00	Self-Liquidating	482,670.92	Transfers From Taxes or Liens		
Other Recreational Services	1,000.00	Other	2,392,000.00	Sale for Cash (1992)		
EDUCATION (excluding schools)		Total	2,879,716.07	Cancelled, Abated or Adjusted (1992)		
Libraries		EQUALIZED VALUATION BASIS FOR NET DEBT COMPUTATION		Balance December 31, 1992	25,150.00	
Other Educational Services				CURRENT FINANCES DECEMBER 31, 1992		
STATUTORY EXPENDITURES				ASSETS		
Pensions & F. L. C. A.	8,000.00	REAL PROPERTY VALUATIONS		Cash Dec. 31, 1992	734,150.02	
Employee Fringe Benefits		Code	Class	# of Parcels	% VAL'N	ASSESSED VALUATION
Other Statutory Expenditures	500.00	1	Vacant Land	59	4.04	3,385,303.00
CETA And Other Public Employment Programs		2	Residential	662	87.50	73,377,470.00
MUNICIPAL FUNCTIONS TOTAL		3	Farm	25	2.16	1,812,733.00
527,811.70		4a	Commercial	17	4.84	4,059,600.00
CAPITAL IMPROVEMENTS *MEMO*		4b	Industrial	1	.66	554,000.00
5,000.00		4c	Apartments	3	.80	671,800.00
DEBT SERVICE		Total		758		83,860,906.00
Principal Payments	31,000.00	Land Area	1.46 Sq. Miles			
Interest Payments	63,800.00	Net Valuation Taxable-Municipal		84,124,252		
DEFERRED CHARGES		Net Valuation Taxable-County		80,761,850		
14,000.00		State Equalized Valuation		87,192,864		
SCHOOL, COUNTY, SPECIAL DISTRICT TAXES		State Equalization Ratio		95.47		
1,424,737.46				LIABILITIES, RESERVES, AND SURPLUS		
RESERVE FOR UNCOLLECTED TAXES				Cash Liabilities	433,153.24	
161,452.19				Reserves for Receivables	311,724.34	
EXPENDITURES TOTAL				Surplus Dec. 31, 1992	312,555.16	
2,222,902.05				Total	1,057,432.74	

Population 1980 7,855
 Population 1990 7,076
 S & P Rating
 Moody Rating

General Tax Rate Per \$100. 7.25
 State Equalized Tax Rate 3.01

GLEN RIDGE BORO. TWP. - ESSEX COUNTY

Form of Government:

Borough Council

Number of Members on Governing Body - 6

PER CAPITA:

Gross Debt 540.02
 Net Debt 4.24
 Debt Service
 Total Tax Levy 2,447.43
 Municipal Expenditures 991.12

PER CENT:

Gross Debt .65
 Net Debt .01
 Tax Levy Collected 97.93
 Tax Levy Cancelled, Abated or Adjusted .83

EXPENDITURES		REVENUES-REALIZED		1992 PROPERTY TAX	
GENERAL GOVERNMENT		REVENUES-REALIZED		STATE EQUALIZED TAX RATE	
Governing Body & Public Boards		1992 Property Taxes Collected	16,883,805.30	Local District School Taxes	1.62
Municipal Clerk		1992 Payments in Lieu of Taxes		Regional & Consolidated School Tax	
Financial Administration	71,219.79	Delinquent Tax & Lien Collections	240,583.02	School Taxes in Municipal Budget	
Assessment of Taxes	23,765.10	Business Personality Replacement Taxes	42,036.53	County Taxes	-64
Collection of Taxes	31,795.83	Taxes from Public Utilities	270,534.26	County Library Taxes	
Planning, Housing & Development	20,100.00	Other Miscellaneous Tax Revenues		Local Municipal Purpose Taxes	.75
Human Resources	131,345.00	State Aid Revenues	388,476.15	Veteran & Senior Citizen Taxes	
Elections	3,775.00	Federal Aid Revenues		Total Taxes for Rote Computation	3.01
General Administration (other)	393,966.62	State and Local Fiscal Assistance Act Utilized		Special District Taxes	
JUDICIARY		Sale of Acquired Property	59,050.78	Bank Corp. Taxes	
Municipal Courts	127,000.00	Other Miscellaneous Revenues	500,652.05	Added and Omitted Taxes	
PUBLIC SAFETY		Total	18,385,138.09	Total Taxes Levied - ABSTRACT	17,318,029.72
Fire Protection	7,204.00	Prior Years Surplus Appropriated	1,509,000.00	Total Taxes Billed	17,240,901.27
Police Protection	103,957.68	REVENUES TOTAL	19,894,138.09	1992 TAXES COLLECTED	16,883,805.30
Civil Defense & Disaster Control		Reserve For Uncollected Taxes	769,500.00	1992 Taxes Cancelled, Abated or Adjusted	142,303.44
Environmental Inspection & Control	14,668.88	CAPITAL OUTLAY TOTAL	330,962.01	Transfer to Tax Title Liens or Foreclosed	8,743.50
Other Public Safety		Public Enterprises		Balance Outstanding Dec. 31, 1992	206,049.03
PUBLIC WORKS		Recreation-Culture	8,945.00	PRIOR YEARS TAXES OUTSTANDING	
Streets and Drainage	477,904.44	Public Works	2,134.20	Balance January 1, 1992	212,114.75
Sewers and Sewage Processing	314,142.00	Buildings and Grounds	319,882.81	Collected in 1992	203,697.15
Garbage and Trash Disposal	993,539.13	Library and Education		Cancelled, Abated or Adjusted 1992	957.54
Public Buildings and Grounds	137,320.79	Conservation		Transfers to Tax Title Liens or Foreclosed	
Other Public Works	2,100,929.89	All Other		Balance December 31, 1992	7,460.06
HEALTH and WELFARE		CAPITAL DEBT AUTHORIZED, DECEMBER 31, 1992		TAX TITLE LIENS OUTSTANDING	
Health Services Except Environmental	33,136.58	ISSUED AND UNISSUED		Balance January 1, 1992	98,557.58
Welfare-Public Assistance	12,315.63	School	950,000	Transfer From Taxes	8,743.50
Hospital, Clinics, First Aid		Self-Liquidating	2,841,185	Redeemed in 1992	36,885.87
Animal, Insect, & Rodent Control		Other	30,000	Cancelled, Abated or Adjusted (1992)	
Other Welfare Services		Total	3,821,185	Transfers to Foreclosed Property	
RECREATION and CONSERVATION		ISSUED AND OUTSTANDING		Balance December 31, 1992	70,415.21
Beaches and Boardwalks		School	2,712,150.00	PROPERTY ACQUIRED BY DEED OR FORECLOSURE	
Parks, Playgrounds, Shade Trees	88,435.25	Self-Liquidating		Balance January 1, 1992	410.00
Land Reclamation & Conservation	12,132.44	Other		Transfers From Taxes or Liens	
Other Recreational Services	130,640.25	Total	2,712,150.00	Sale for Cash (1992)	
EDUCATION (excluding schools)		EQUALIZED VALUATION BASIS FOR NET DEBT COMPUTATION	590,723,467	Cancelled, Abated or Adjusted (1992)	
Libraries	293,000.00	REAL PROPERTY VALUATIONS		Balance December 31, 1992	410.00
Other Educational Services		Code Class # of Parcels % VAL'N ASSESSED VALUATION		CURRENT FINANCES DECEMBER 31, 1992	
STATUTORY EXPENDITURES		1 Vacant Land 19 .13 311,700.00		ASSETS	
Pensions & F. L. C. A.	400,219.59	2 Residential 2226 92.33 219,985,400.00		Cash Dec. 31, 1992	3,905,095.09
Employee Fringe Benefits	307,637.29	3 Farm 5.32 12,685,600.00		Taxes Receivable	213,509.09
Other Statutory Expenditures		4a Commercial 16 5.32 12,685,600.00		Tax Title Liens	70,415.21
CETA And Other Public Employment Programs		4b Industrial 2 2.21 5,273,900.00		Foreclosed Property	410.00
MUNICIPAL FUNCTIONS TOTAL	6,235,251.18	4c Apartments 2263 238,256,300.00		Emergencies & Other Deferred Charges	8,100.00
CAPITAL IMPROVEMENTS *ME40*	175,000.00	Total Land Area 1.30 Sq. Miles		State and Federal Aid Receivable	8,878.17
DEBT SERVICE		Net Valuation Taxable-Municipal	238,903,600	Other Receivables	39,257.24
Principal Payments		Net Valuation Taxable-County	589,141,469	Total	4,245,664.80
Interest Payments		State Equalized Valuation	573,930,024	LIABILITIES, RESERVES, AND SURPLUS	
DEFERRED CHARGES	8,395.25	State Equalization Ratio	41.56	Cash Liabilities	1,933,943.60
SCHOOL, COUNTY, SPECIAL DISTRICT TAXES	12,971,460.66			Reserves for Receivables	320,121.64
RESERVE FOR UNCOLLECTED TAXES	769,500.00			Surplus Dec. 31, 1992	1,991,599.56
EXPENDITURES TOTAL	19,936,607.09			Total	4,245,664.90

0222

Population 1980 11,497
 Population 1990 10,883
 S & P Rating
 Moody Rating AA

General Tax Rate Per \$100. 2.44
 State Equalized Tax Rate 2.11

GLEN ROCK BOROUGH - BERGEN COUNTY

Form of Government:

Borough Council

Number of Members on Governing Body - 6

PER CAPITA:

Gross Debt 446.60
 Net Debt 401.42
 Debt Service 66.00
 Total Tax Levy 2,016.74
 Municipal Expenditures 795.01

PER CENT:

Gross Debt .45
 Net Debt .41
 Tax Levy Collected 97.65
 Tax Levy Cancelled, Abated or Adjusted .56

EXPENDITURES		REVENUES-REALIZED		1992 PROPERTY TAX	
GENERAL GOVERNMENT				STATE EQUALIZED TAX RATE	
Governing Body & Public Boards		1992 Property Taxes Collected	21,497,290.92	Local District School Taxes	1.30 13,506,136.00
Municipal Clerk		1992 Payments in Lieu of Taxes	48,869.00	Regional & Consolidated School Tax	
Financial Administration	34,511.00	Delinquent Tax & Lien Collections	322,391.40	School Taxes in Municipal Budget	
Assessment of Taxes	58,011.00	Business Personalty Replacement Taxes	103,793.80	County Taxes	.27 2,803,456.23
Collection of Taxes	70,331.00	Taxes from Public Utilities	752,213.84	County Library Taxes	
Planning, Housing & Development	58,754.00	Other Miscellaneous Tax Revenues		Local Municipal Purpose Taxes	.54 5,611,484.00
Human Resources	61,816.75	State Aid Revenues	676,040.90	Veteran & Senior Citizen Taxes	
Elections	4,142.00	Federal Aid Revenues		Total Taxes for Rate Computation	2.11 21,986,876.23
General Administration (other)	756,180.62	State and Local Fiscal Assistance Act Utilized		Special District Taxes	
JUDICIARY		Sole of Acquired Property		Bank Corp. Taxes	
Municipal Courts	73,100.92	Other Miscellaneous Revenues	693,482.69	Added and Omitted Taxes	27,143.18
PUBLIC SAFETY		Total	24,094,087.45	Total Taxes Levied - ABSTRACT	21,948,219.41
Fire Protection	219,003.00	Prior Years Surplus Appropriated	900,000.00	Total Taxes Billed	22,011,340.88
Police Protection	1,388,877.25	REVENUES TOTAL	24,994,087.45	1992 TAXES COLLECTED	21,497,290.82
Civil Defense & Disaster Control	1,110.00	Reserve For Uncollected Taxes	863,389.00	1992 Taxes Cancelled, Abated or Adjusted	122,350.46
Environmental Inspection & Control	106,382.21	CAPITAL OUTLAY TOTAL	909,209.85	Transfer to Tax Title Liens or Foreclosed	1,371.28
Other Public Safety		Public Enterprises		Balance Outstanding Dec. 31, 1992	390,323.32
PUBLIC WORKS		Recreation—Culture	20,690.51	PRIOR YEARS TAXES OUTSTANDING	
Streets and Drainage	694,541.91	Public Works	642,926.86	Balance January 1, 1992	327,079.87
Sewers and Sewage Processing	368,539.00	Buildings and Grounds	245,592.48	Collected in 1992	322,891.40
Garbage and Trash Disposal	1,147,325.00	Library and Education		Cancelled, Abated or Adjusted 1992	4,188.47
Public Buildings and Grounds	83,309.00	Conservation		Transfers to Tax Title Liens or Foreclosed	
Other Public Works		All Other		Balance December 31, 1992	
HEALTH and WELFARE		CAPITAL DEBT AUTHORIZED, DECEMBER 31, 1992		TAX TITLE LIENS OUTSTANDING	
Health Services Except Environmental	61,751.00	ISSUED AND UNISSUED		Balance January 1, 1992	3,635.87
Welfare—Public Assistance	17,126.50	School	470,000	Transfer From Taxes	1,371.28
Hospital, Clinics, First Aid		Self-Liquidating		Redeemed in 1992	
Animal, Insect, & Rodent Control		Other	4,368,634	Cancelled, Abated or Adjusted (1992)	
Other Welfare Services	690.00	Total	4,838,634	Transfers to Foreclosed Property	
RECREATION and CONSERVATION		ISSUED AND OUTSTANDING		Balance December 31, 1992	5,007.15
Beaches and Boardwalks		School	470,000.00	PROPERTY ACQUIRED BY DEED OR FORECLOSURE	
Parks, Playgrounds, Shade Trees	93,046.00	Self-Liquidating		Balance January 1, 1992	107,500.00
Land Reclamation & Conservation	238,730.65	Other	3,780,904.11	Transfers From Taxes or Liens	
Other Recreational Services	172,185.00	Total	4,250,904.11	Sale for Cash (1992)	
EDUCATION (excluding schools)		EQUALIZED VALUATION BASIS FOR NET DEBT COMPUTATION	1,072,126,515	Cancelled, Abated or Adjusted (1992)	
Libraries	415,709.00	REAL PROPERTY VALUATIONS		Balance December 31, 1992	107,500.00
Other Educational Services	69,643.00	Code Class # of Parcels % VAL'N		CURRENT FINANCES DECEMBER 31, 1992	
STATUTORY EXPENDITURES				ASSETS	
Pensions & F. I. C. A.	397,687.00	1 Vacant Land 79 .53	6,737,100.00	Cash Dec. 31, 1992	2,555,827.18
Employee Fringe Benefits	459,458.10	2 Residential 3816 89.49	799,020,700.00	Taxes Receivable	390,328.32
Other Statutory Expenditures		3 Farm		Tax Title Liens	5,007.15
CETA And Other Public Employment Programs		4a Commercial 93 8.69	77,623,600.00	Foreclosed Property	107,500.00
MUNICIPAL FUNCTIONS TOTAL	7,051,953.91	4b Industrial 3 1.29	11,510,000.00	Emergencies & Other Deferred Charges	
CAPITAL IMPROVEMENTS *MEMO*	25,000.00	4c Apartments		State and Federal Aid Receivable	534.25
DEBT SERVICE		Total	3991	Other Receivables	5,904.14
Principal Payments	517,250.00			Total	3,065,101.04
Interest Payments	201,078.79	Land Area 2.80 Sq. Miles		LIABILITIES, RESERVES, AND SURPLUS	
DEFERRED CHARGES	18,369.53	Net Valuation Taxable-Municipal	399,851,309	Cash Liabilities	1,490,959.46
SCHOOL, COUNTY, SPECIAL DISTRICT TAXES	16,309,592.23	Net Valuation Taxable-County	1,080,110,496	Reserves for Receivables	508,739.61
RESERVE FOR UNCOLLECTED TAXES	863,389.00	State Equalized Valuation	1,039,008,489	Surplus Dec. 31, 1992	1,065,401.97
EXPENDITURES TOTAL	24,961,638.46	State Equalization Ratio	36.59	Total	3,065,101.04

0414

Population 1980 13,121
 Population 1990 12,649
 S & P Rating
 Moody Rating AAA

General Tax Rate Per \$100. 6.87
 State Equalized Tax Rate 2.71

GLOUCESTER CITY CITY - CAMDEN CO.
 Form of Government:
 Special Charter (P.L. 1868 c.44)
 Number of Members on Governing Body - 7

PER CAPITA:
 Gross Debt 2,040.01
 Net Debt 813.60
 Debt Service 21.42
 Total Tax Levy 715.80
 Municipal Expenditures 645.44

PER CENT:
 Gross Debt 8.16
 Net Debt 3.25
 Tax Levy Collected 91.39
 Tax Levy Cancelled, Abated or Adjusted 1.27

EXPENDITURES	REVENUES-REALIZED	1992 PROPERTY TAX
GENERAL GOVERNMENT		STATE EQUALIZED TAX RATE 2.71
Governing Body & Public Boards		Local District School Taxes 98 3,279,032.00
Municipal Clerk		Regional & Consolidated School Tax
Financial Administration 130,035.74	1992 Property Taxes Collected 8,275,081.71	School Taxes in Municipal Budget
Assessment of Taxes 20,130.90	1992 Payments in Lieu of Taxes 736,374.08	County Taxes .79 2,656,123.21
Collection of Taxes 41,063.62	Delinquent Tax & Lien Collections 392,857.72	County Library Taxes
Planning, Housing & Development 61,219.60	Business Personalty Replacement Taxes 1,517,805.00	Local Municipal Purpose Taxes .93 3,112,929.76
Human Resources 148,801.00	Taxes from Public Utilities	Veteran & Senior Citizen Taxes 198,050.00
Elections	Other Miscellaneous Tax Revenues 1,561,779.65	Total Taxes for Rate Computation 2.70 9,246,134.97
General Administration (other) 838,940.99	State Aid Revenues	Special District Taxes
JUDICIARY	Federal Aid Revenues	Bank Corp. Taxes
Municipal Courts 148,491.98	State and Local Fiscal Assistance Act Utilized	Added and Omitted Taxes 6,014.10
PUBLIC SAFETY	Sale of Acquired Property	Total Taxes Levied - ABSTRACT 9,054,099.07
Fire Protection 1,048,437.64	Other Miscellaneous Revenues 791,140.97	Total Taxes Billed 9,054,951.43
Police Protection 1,202,297.38	Total 13,275,039.13	1992 TAXES COLLECTED 8,275,081.71
Civil Defense & Disaster Control 1,500.00	Prior Years Surplus Appropriated 150,000.00	1992 Taxes Cancelled, Abated or Adjusted 114,654.36
Environmental Inspection & Control 75,270.07	REVENUES TOTAL 13,425,039.13	Transfer to Tax Title Liens or Foreclosed 93,271.37
Other Public Safety	Reserve For Uncollected Taxes 869,054.30	Balance Outstanding Dec. 31, 1992 571,943.99
PUBLIC WORKS	CAPITAL OUTLAY TOTAL 842,557.98	PRIOR YEARS TAXES OUTSTANDING
Streets and Drainage 244,637.50	Public Enterprises 595,942.59	Balance January 1, 1992 824,731.60
Sewers and Sewage Processing 973,436.00	Recreation-Culture	Collected in 1992 542,961.18
Garbage and Trash Disposal	Public Works	Cancelled, Abated or Adjusted 1992 64.16
Public Buildings and Grounds 33,500.00	Buildings and Grounds 246,615.39	Transfers to Tax Title Liens or Foreclosed 30,211.25
Other Public Works 597,510.21	Library and Education	Balance December 31, 1992 251,515.00
HEALTH and WELFARE	Conservation	TAX TITLE LIENS OUTSTANDING
Health Services Except Environmental 12,931.80	All Other	Balance January 1, 1992 594,044.95
Welfare-Public Assistance 32,702.18		Transfer From Taxes 126,929.88
Hospital, Clinics, First Aid	CAPITAL DEBT AUTHORIZED, DECEMBER 31, 1992	Redeemed in 1992 193,432.90
Animal, Insect, & Rodent Control	ISSUED AND UNISSUED GROSS DEBT NET DEBT	Cancelled, Abated or Adjusted (1992)
Other Welfare Services	School 20,107,000 7,457,167	Transfers to Foreclosed Property 205,821.18
RECREATION and CONSERVATION	Self-Liquidating 2,863,000	Balance December 31, 1992 321,720.75
Beaches and Boardwalks	Other 2,934,114 2,834,114	PROPERTY ACQUIRED BY DEED OR FORECLOSURE
Parks, Playgrounds, Shade Trees 98,905.00	Total 25,904,114 10,291,281	Balance January 1, 1992 1,230,778.82
Land Reclamation & Conservation 1,200.00	ISSUED AND OUTSTANDING	Transfers From Taxes or Liens 205,821.18
Other Recreational Services 63,266.00	School 5,107,000.00	Sale for Cash (1992)
EDUCATION (excluding schools)	Self-Liquidating 2,363,000.00	Cancelled, Abated or Adjusted (1992)
Libraries 234,196.00	Other 2,366,000.00	Balance December 31, 1992 1,436,600.00
Other Educational Services	Total 9,836,000.00	CURRENT FINANCES DECEMBER 31, 1992
STATUTORY EXPENDITURES	EQUALIZED VALUATION BASIS FOR NET DEBT COMPUTATION 316,245,819	ASSETS
Pensions & F. L. C. A. 191,200.78	REAL PROPERTY VALUATIONS	Cash Dec. 31, 1992 1,462,610.05
Employee Fringe Benefits 712,416.00	Code Class # of Parcels % VAL'N ASSESSED VALUATION	Taxes Receivable 823,458.99
Other Statutory Expenditures	1 Vacant Land 337 2.26 2,894,500.00	Tax Title Liens 321,720.75
CETA And Other Public Employment Programs	2 Residential 3654 60.69 77,604,600.00	Foreclosed Property 1,436,600.00
MUNICIPAL FUNCTIONS TOTAL 6,917,038.39	3 Farm	Emergencies & Other Deferred Charges 49,375.00
CAPITAL IMPROVEMENTS *MEMO*	4a Commercial 333 25.47 32,566,500.00	State and Federal Aid Receivable
DEBT SERVICE	4b Industrial 43 8.38 10,720,400.00	Other Receivables 145,738.53
Principal Payments 69,722.14	4c Apartments 14 3.20 6,087,900.00	Total 4,239,503.32
Interest Payments 201,204.74	Total 4381 127,873,800.00	LIABILITIES, RESERVES, AND SURPLUS
DEFERRED CHARGES 107,152.99	Land Area 2.32 Sq. Miles	Cash Liabilities 1,194,867.40
SCHOOL, COUNTY, SPECIAL DISTRICT TAXES 5,935,155.21	Net Valuation Taxable-Municipal 131,755,054	Reserves for Receivables 2,727,518.27
RESERVE FOR UNCOLLECTED TAXES 869,054.30	Net Valuation Taxable-County 330,423,078	Surplus Dec. 31, 1992 317,117.65
EXPENDITURES TOTAL 14,099,377.77	State Equalized Valuation 328,434,046	Total 4,239,503.32
	State Equalization Ratio 39.40	

0415

Population 1980 45,156
 Population 1990 53,797
 S & P Rating AAA
 Moody Rating AAA

General Tax Rate Per \$100. 6.68
 State Equalized Tax Rate 2.45

GLOUCESTER TOWNSHIP - CAMDEN CO.
 Form of Government:
Mayor-Council Plan B (OMCL 50)
 Number of Members on Governing Body - 7

PER CAPITA:
 Gross Debt 1,210.12
 Net Debt 657.96
 Debt Service 62.39
 Total Tax Levy 879.12
 Municipal Expenditures 406.20

PER CENT.
 Gross Debt 3.81
 Net Debt 2.07
 Tax Levy Collected 95.22
 Tax Levy Cancelled, Abated or Adjusted .11

EXPENDITURES	REVENUES-REALIZED	1992 PROPERTY TAX
GENERAL GOVERNMENT		STATE EQUALIZED TAX RATE
Governing Body & Public Boards 136,453.00	1992 Property Taxes Collected 45,312,813.00	Local District School Taxes .78 14,181,996.00
Municipal Clerk 159,022.00	1992 Payments in Lieu of Taxes 109,556.00	Regional & Consolidated School Tax .29 5,251,231.94
Financial Administration 265,452.00	Delinquent Tax & Lien Collections 1,846,534.00	School Taxes in Municipal Budget
Assessment of Taxes 896,400.00	Business Personalty Replacement Taxes 156,116.00	County Taxes .78 14,244,543.71
Collection of Taxes 132,325.00	Taxes from Public Utilities 2,709,670.00	County Library Taxes .03 464,184.24
Planning, Housing & Development 104,608.00	Other Miscellaneous Tax Revenues	Local Municipal Purpose Taxes .57 10,341,700.00
Human Resources 340,062.00	State Aid Revenues 3,586,983.00	Veteran & Senior Citizen Taxes 386,900.00
Elections	Federal Aid Revenues 8,726.00	Total Taxes for Rate Computation 2.45 44,868,555.89
General Administration (other) 1,404,236.00	State and Local Fiscal Assistance Act Utilized	Special District Taxes 2,185,801.00
JUDICIARY	Sale of Acquired Property	Bank Corp. Taxes
Municipal Courts 271,600.00	Other Miscellaneous Revenues 1,583,519.00	Added and Omitted Taxes 570,773.00
PUBLIC SAFETY	Total 55,313,913.00	Total Taxes Levied - ABSTRACT 47,240,229.89
Fire Protection 2,842.00	Prior Years Surplus Appropriated 977,100.00	Total Taxes Billed 47,585,271.00
Police Protection 4,400,773.00	REVENUES TOTAL 56,291,013.00	1992 TAXES COLLECTED 45,312,813.00
Civil Defense & Disaster Control 10,976.00	Reserve For Uncollected Taxes 2,500,000.00	1992 Taxes Cancelled, Abated or Adjusted 53,778.00
Environmental Inspection & Control 52,632.00	CAPITAL OUTLAY TOTAL 4,699,601.00	Transfer to Tax Title Liens or Foreclosed 225,098.00
Other Public Safety	Public Enterprises	Balance Outstanding Dec. 31, 1992 1,993,592.00
PUBLIC WORKS	Recreation-Culture 146,739.00	PRIOR YEARS TAXES OUTSTANDING
Streets and Drainage 618,095.00	Public Works 583,754.00	Balance January 1, 1992 1,672,711.00
Sewers and Sewage Processing 3,505,222.00	Buildings and Grounds 3,969,108.00	Collected in 1992 1,369,221.00
Garbage and Trash Disposal 207,445.00	Library and Education	Cancelled, Abated or Adjusted 1992 63,332.00
Public Buildings and Grounds 969,697.00	Conservation	Transfers to Tax Title Liens or Foreclosed 73,454.00
Other Public Works	All Other	Balance December 31, 1992 166,704.00
HEALTH and WELFARE	CAPITAL DEBT AUTHORIZED, DECEMBER 31, 1992	TAX TITLE LIENS OUTSTANDING
Health Services Except Environmental 11,150.00	ISSUED AND UNISSUED GROSS DEBT NET DEBT	Balance January 1, 1992 778,752.00
Welfare-Public Assistance 24,159.00	School 29,705,013	Transfer From Taxes 304,919.00
Hospital, Clinics, First Aid	Self-Liquidating 35,396,043	Redeemed in 1992 477,313.00
Animal, Insect, & Radent Control	Other 65,101,056	Cancelled, Abated or Adjusted (1992)
Other Welfare Services	Total 65,101,056	Transfers to Foreclosed Property
RECREATION and CONSERVATION	ISSUED AND OUTSTANDING	Balance December 31, 1992 606,358.00
Beaches and Boardwalks 57,360.00	School 4,349,000.00	PROPERTY ACQUIRED BY DEED OR FORECLOSURE
Parks, Playgrounds, Shade Trees	Self-Liquidating	Balance January 1, 1992 867,669.00
Land Reclamation & Conservation	Other 29,011,847.00	Transfers From Taxes or Liens
Other Recreational Services 263,105.00	Total 33,360,847.00	Sale for Cash (1992)
EDUCATION (excluding schools)	EQUALIZED VALUATION BASIS FOR NET DEBT COMPUTATION 1,710,455,177	Cancelled, Abated or Adjusted (1992) 16,300.00
Libraries	REAL PROPERTY VALUATIONS	Balance December 31, 1992 851,369.00
Other Educational Services 100,450.00	Code Class # of Parcels % VAL'N ASSESSED VALUATION	CURRENT FINANCES DECEMBER 31, 1992
STATUTORY EXPENDITURES	1 Vacant Land 2377 2.85 18,811,568.00	ASSETS
Pensions & F. I. C. A. 1,017,014.00	2 Residential 15545 83.56 551,287,150.00	Cash Dec. 31, 1992 5,601,947.00
Employee Fringe Benefits 867,632.00	3 Farm 121 .31 2,033,804.00	Taxes Receivable 2,160,296.00
Other Statutory Expenditures 1,000.00	4a Commercial 402 7.33 48,364,836.00	Tax Title Liens 606,358.00
CETA And Other Public Employment Programs	4b Industrial 30 1.49 9,856,650.00	Foreclosed Property 851,369.00
MUNICIPAL FUNCTIONS TOTAL 15,818,810.00	4c Apartments 23 4.46 29,401,500.00	Emergencies & Other Deferred Charges 922,503.00
CAPITAL IMPROVEMENTS *MEMO* 200,000.00	Total 18498 659,755,508.00	State and Federal Aid Receivable 595,174.00
DEBT SERVICE	Land Area 23.14 Sq. Miles	Other Receivables 57,194.00
Principal Payments 1,702,569.00	Net Valuation Taxable-Municipal 665,799,776	Total 10,794,841.00
Interest Payments 1,680,993.00	Net Valuation Taxable-County 1,772,118,164	LIABILITIES, RESERVES, AND SURPLUS
DEFERRED CHARGES 42,306.00	State Equalized Valuation 1,807,178,606	Cash Liabilities 4,512,134.00
SCHOOL, COUNTY, SPECIAL DISTRICT TAXES 36,327,756.89	State Equalization Ratio 35.63	Reserves for Receivables 3,675,217.00
RESERVE FOR UNCOLLECTED TAXES 2,500,000.00		Surplus Dec. 31, 1992 2,607,490.00
EXPENDITURES TOTAL 58,072,436.89		Total 10,794,841.00

1998

Population 1980 2,450
 Population 1990 2,709
 S & P Rating
 Moody Rating

General Tax Rate Per \$100. 2.04
 State Equalized Tax Rate 2.24

GREEN TOWNSHIP - SUSSEX COUNTY

Form of Government:
 Township Committee

Number of Members on Governing Body - 3

PER CAPITA: PER CENT:
 Gross Debt 945.37 Gross Debt 1.36
 Net Debt 189.63 Net Debt .27
 Debt Service 15.10 Tax Levy Collected 91.03
 Total Tax Levy 1,587.04 Tax Levy Cancelled, Abated
 Municipal Expenditures 508.19 or Adjusted .70

EXPENDITURES		REVENUES-REALIZED		1992 PROPERTY TAX			
GENERAL GOVERNMENT				STATE EQUALIZED TAX RATE			
Governing Body & Public Boords		1992 Property Taxes Collected	3,924,865.48	Local District School Taxes	1.48 2,803,525.00		
Municipal Clerk		1992 Payments in Lieu of Taxes		Regional & Consolidated School Tax			
Financial Administration	33,757.00	Delinquent Tax & Lien Collections	218,770.26	School Taxes in Municipal Budget			
Assessment of Taxes	20,859.00	Business Personalty Replacement Taxes	25,218.36	County Taxes	.39 * 739,861.31		
Collection of Taxes	18,583.00	Taxes from Public Utilities	120,591.00	County Library Taxes	.03 55,883.68		
Planning, Housing & Development	30,228.00	Other Miscellaneous Tax Revenues		Local Municipal Purpose Taxes	.33 631,028.00		
Human Resources	5,073.00	State Aid Revenues	198,404.53	Veteran & Senior Citizen Taxes			
Elections		Federal Aid Revenues		Total Taxes for Rate Computation	2.23 4,241,447.99		
General Administration (other)	175,405.00	State and Local Fiscal Assistance Act Utilized		Special District Taxes			
JUDICIARY		Sole of Acquired Property		Bank Corp. Taxes			
Municipal Courts	20,949.00	Other Miscellaneous Revenues	133,901.24	Added and Omitted Taxes			
PUBLIC SAFETY		Total	4,621,750.87	Total Taxes Levied - ABSTRACT	4,299,278.15		
Fire Protection	23,928.00	Prior Years Surplus Appropriated	102,000.00	Total Taxes Billed	4,311,518.51		
Police Protection	17,000.00	REVENUES TOTAL	4,723,750.87	1992 TAXES COLLECTED	3,924,865.48		
Civil Defense & Disaster Control	815.00	Reserve For Uncollected Taxes	284,522.00	1992 Taxes Cancelled, Abated or Adjusted	30,000.00		
Environmental Inspection & Control	25,336.00	CAPITAL OUTLAY TOTAL	454,416.06	Transfer to Tax Title Liens or Foreclosed	4,500.00		
Other Public Safety		Public Enterprises		Balance Outstanding Dec. 31, 1992	352,153.03		
PUBLIC WORKS		Recreation-Culture		PRIOR YEARS TAXES OUTSTANDING			
Streets and Drainage	203,668.00	Public Works	93,342.10	Balance January 1, 1992	239,618.51		
Sewers and Sewage Processing		Buildings and Grounds	361,073.96	Collected in 1992	215,931.20		
Garbage and Trash Disposal	233,524.00	Library and Education		Cancelled, Abated or Adjusted 1992			
Public Buildings and Grounds	33,639.00	Conservation		Transfers to Tax Title Liens or Foreclosed			
Other Public Works		All Other		Balance December 31, 1992	23,687.31		
HEALTH and WELFARE		CAPITAL DEBT AUTHORIZED, DECEMBER 31, 1992		TAX TITLE LIENS OUTSTANDING			
Health Services Except Environmental	100.00	ISSUED AND UNISSUED		Balance January 1, 1992	10,508.21		
Welfare-Public Assistance	950.00	School	2,050,000	Transfer From Taxes	4,500.00		
Hospital, Clinics, First Aid		Self-Liquidating		Redeemed in 1992	2,839.06		
Animal, Insect, & Rodent Control	6,100.00	Other	511,000	Cancelled, Abated or Adjusted (1992)			
Other Welfare Services		Total	2,561,000	Transfers to Foreclosed Property			
RECREATION and CONSERVATION		ISSUED AND OUTSTANDING		Balance December 31, 1992	12,169.15		
Beaches and Boardwalks		School	2,050,000.00	PROPERTY ACQUIRED BY DEED OR			
Parks, Playgrounds, Shade Trees		Self-Liquidating		FORECLOSURE			
Land Reclamation & Conservation	10,430.00	Other	510,000.00	Balance January 1, 1992	582,691.36		
Other Recreational Services	14,000.00	Total	2,560,000.00	Transfers From Taxes or Liens			
EDUCATION (excluding schools)		EQUALIZED VALUATION BASIS		Sole for Cash (1992)			
Libraries		FOR NET DEBT COMPUTATION	188,425,169	Cancelled, Abated or Adjusted (1992)			
Other Educational Services		REAL PROPERTY VALUATIONS		Balance December 31, 1992	582,691.36		
STATUTORY EXPENDITURES		Code	Class	# of Parcels	% VAL'N	ASSESSSED VALUATION	
Pensions & F. L. C. A.	39,776.00	1	Vacant Land	264	7.94	16,439,900.00	Cash Dec. 31, 1992
Employee Fringe Benefits	68,632.00	2	Residential	779	73.52	152,452,840.00	Taxes Receivable
Other Statutory Expenditures	4,000.00	3	Farm	316	13.75	28,485,300.00	Tax Title Liens
CETA And Other Public Employment Programs		4a	Commercial	21	4.19	8,679,200.00	Foreclosed Property
MUNICIPAL FUNCTIONS TOTAL	984,752.00	4b	Industrial	3	.49	1,017,900.00	Emergencies & Other Deferred Charges
CAPITAL IMPROVEMENTS *ME40*	60,000.00	4c	Apartments				State and Federal Aid Receivable
DEBT SERVICE		Total	1383			207,075,140.00	Other Receivables
Principal Payments	25,000.00	Land Area	15.80	Sq. Miles			Total
Interest Payments	15,896.89	Net Valuation Taxable-Municipal				207,967,566	LIABILITIES, RESERVES, AND SURPLUS
DEFERRED CHARGES	66,525.00	Net Valuation Taxable-County				192,234,889	Cash Liabilities
SCHOOL, COUNTY, SPECIAL DISTRICT TAXES	3,599,269.99	State Equalized Valuation				189,478,775	Reserves for Receivables
RESERVE FOR UNCOLLECTED TAXES	284,522.00	State Equalization Ratio				109.81	Surplus Dec. 31, 1992
EXPENDITURES TOTAL	6,975,965.88						Total

1989

Population 1980 4,640
 Population 1990 4,460
 S & P Rating A
 Moody Rating

General Tax Rate Per \$100. 1.74
 State Equalized Tax Rate 1.68

GREEN BROOK TWP. - SOMERSET COUNTY
 Form of Government
Township Committee
 Number of Members on Governing Body - 5

PER CAPITA: PER CENT:
 Grass Debt 926.88 Grass Debt .63
 Net Debt 763.48 Net Debt .58
 Debt Service 65.65 Tax Levy Collected 96.06
 Total Tax Levy 1,883.33 Tax Levy Cancelled, Abated
 Municipal Expenditures 704.14 or Adjusted .72

EXPENDITURES		REVENUES-REALIZED		1992 PROPERTY TAX	
GENERAL GOVERNMENT		REVENUES-REALIZED		STATE EQUALIZED TAX RATE 1.68	
Governing Body & Public Boards		1992 Property Taxes Collected	8,110,170.13	Local District School Taxes	3.98 4,935,190.50
Municipal Clerk		1992 Payments in Lieu of Taxes		Regional & Consolidated School Tax	
Financial Administration	47,770.12	Delinquent Tax & Lien Collections	333,303.69	School Taxes in Municipal Budget	
Assessment of Taxes	25,772.53	Business Personalty Replacement Taxes	75,136.64	County Taxes	.40 * 2,006,109.38
Collection of Taxes	36,644.16	Taxes from Public Utilities	563,394.00	County Library Taxes	.03 148,213.25
Planning, Housing & Development	10,015.00	Other Miscellaneous Tax Revenues		Local Municipal Purpose Taxes	.26 1,302,509.64
Human Resources	38,310.76	State Aid Revenues	307,752.06	Veteran & Senior Citizen Taxes	40,300.00
Elections	1,302.50	Federal Aid Revenues		Total Taxes far Rate Computation	1.67 8,432,422.77
General Administration (other)	427,151.00	State and Local Fiscal Assistance Act Utilized		Special District Taxes	
JUDICIARY		State and Local Fiscal Assistance Act Utilized		Bank Corp. Taxes	
Municipal Courts	87,246.41	Sale of Acquired Property		Added and Omitted Taxes	29,839.66
PUBLIC SAFETY		Other Miscellaneous Revenues	444,929.63	Total Taxes Levied - ABSTRACT	8,421,962.43
Fire Protection	135,207.46	Total	9,834,585.75	Total Taxes Billed	8,442,468.64
Police Protection	789,688.83	Prior Years Surplus Appropriated	311,500.00	1992 TAXES COLLECTED	8,110,170.13
Civil Defense & Disaster Control		REVENUES TOTAL	10,146,085.75	1992 Taxes Cancelled, Abated or Adjusted	60,863.38
Environmental Inspection & Control		Reserve Far Uncollected Taxes	509,453.52	Transfer to Tax Title Liens or Foreclosed	2,197.62
Other Public Safety	94,143.42	CAPITAL OUTLAY TOTAL	556,539.73	Balance Outstanding Dec. 31, 1992	269,237.51
PUBLIC WORKS		Public Enterprises	261,626.04	PRIOR YEARS TAXES OUTSTANDING	
Streets and Drainage	150,655.48	Recreation-Culture	1,843.80	Balance January 1, 1992	365,920.56
Sewers and Sewage Processing		Public Works	13,024.35	Collected in 1992	325,644.77
Garbage and Trash Disposal		Buildings and Grounds	280,045.54	Cancelled, Abated or Adjusted 1992	19,311.04
Public Buildings and Grounds	60,212.28	Library and Education		Transfers to Tax Title Liens or Foreclosed	10,557.33
Other Public Works		Conservation		Balance December 31, 1992	10,397.42
HEALTH and WELFARE		All Other		TAX TITLE LIENS OUTSTANDING	
Health Services Except Environmental	82,028.59	CAPITAL DEBT AUTHORIZED, DECEMBER 31, 1992		Balance January 1, 1992	37,805.59
Welfare-Public Assistance	9,533.60	ISSUED AND UNISSUED		Transfer From Taxes	13,186.95
Hospital, Clinics, First Aid		School		Redeemed in 1992	7,653.92
Animal, Insect, & Rodent Control	1,700.00	Self-Liquidating	2,315,375	Cancelled, Abated or Adjusted (1992)	
Other Welfare Services		Other	1,818,494	Transfers to Foreclosed Property	
RECREATION and CONSERVATION		Total	4,133,869	Balance December 31, 1992	43,333.61
Beaches and Boardwalks		ISSUED AND OUTSTANDING		PROPERTY ACQUIRED BY DEED OR FORECLOSURE	
Parks, Playgrounds, Shade Trees		School		Balance January 1, 1992	67,950.00
Land Reclamation & Conservation	2,437.70	Self-Liquidating	1,216,000.00	Transfers From Taxes or Liens	
Other Recreational Services	16,290.00	Other	1,673,000.00	Sale for Cash (1992)	
EDUCATION (excluding schools)		Total	2,889,000.00	Cancelled, Abated or Adjusted (1992)	
Libraries		EQUALIZED VALUATION BASIS		Balance December 31, 1992	67,950.00
Other Educational Services		FOR NET DEBT COMPUTATION	493,165,518	CURRENT FINANCES DECEMBER 31, 1992	
STATUTORY EXPENDITURES		REAL PROPERTY VALUATIONS		ASSETS	
Pensions & F. L. C. A.	110,533.62	Code Class # of Parcels % VAL'N	ASSESSED VALUATION	Cash Dec. 31, 1992	1,035,803.19
Employee Fringe Benefits	191,129.29	1 Vacant Land 231 5.31	25,653,300.00	Taxes Receivable	279,634.93
Other Statutory Expenditures	500.00	2 Residential 1464 66.24	319,769,200.00	Tax Title Liens	43,333.61
CETA And Other Public Employment Programs		3 Farm 4 .06	288,500.00	Foreclosed Property	67,950.00
MUNICIPAL FUNCTIONS TOTAL	2,319,332.75	4a Commercial 180 26.85	129,621,500.00	Emergencies & Other Deferred Charges	15,000.00
CAPITAL IMPROVEMENTS *MEMO*	40,000.00	4b Industrial 10 1.53	7,391,200.00	State and Federal Aid Receivable	113,314.49
DEBT SERVICE		4c Apartments		Other Receivables	208,920.50
Principal Payments	280,213.75	Total	1839	Total	1,764,956.72
Interest Payments	12,537.92	Land Area 4.60 Sq. Miles		LIABILITIES, RESERVES, AND SURPLUS	
DEFERRED CHARGES	18,839.54	Net Valuation Taxable-Municipal	483,484,424	Cash Liabilities	594,814.03
SCHOOL, COUNTY, SPECIAL DISTRICT TAXES	7,089,513.13	Net Valuation Taxable-County	485,949,546	Reserves for Receivables	599,839.04
RESERVE FOR UNCOLLECTED TAXES	509,453.52	State Equalized Valuation	501,875,330	Surplus Dec. 31, 1992	370,303.65
EXPENDITURES TOTAL	10,229,989.61	State Equalization Ratio	96.33	Total	1,764,956.72

*Includes County Health Service Taxes, County Vacational School Taxes, or County Open Space Tax. See Table 13.

0606

Population 1980 973
 Population 1990 911
 S & P Rating
 Moody Rating

General Tax Rate Per \$100. 2.51
 State Equalized Tax Rate 2.43

GREENWICH TWP. - CUMBERLAND CO.
 Form of Government:
Township Committee
 Number of Members on Governing Body - 3

PER CAPITA:
 Gross Debt 621.95
 Net Debt 310.43
 Debt Service 3.32
 Total Tax Levy 963.46
 Municipal Expenditures 425.36

PER CENT:
 Gross Debt 1.60
 Net Debt .80
 Tax Levy Collected 84.40
 Tax Levy Cancelled, Abated or Adjusted

EXPENDITURES		REVENUES-REALIZED			1992 PROPERTY TAX			
GENERAL GOVERNMENT		1992 Property Taxes Collected			STATE EQUALIZED TAX RATE			
Governing Body & Public Boards		1992 Property Taxes Collected		739,906.54	Local District School Taxes	1.03	368,259.24	
Municipal Clerk		1992 Payments in Lieu of Taxes			Regional & Consolidated School Tax	.37	133,784.91	
Financial Administration	3,759.76	Delinquent Tax & Lien Collections		155,144.12	School Taxes in Municipal Budget			
Assessment of Taxes	6,512.00	Business Personalty Replacement Taxes		19,909.92	County Taxes	.99 *	353,509.77	
Collection of Taxes	3,967.00	Taxes from Public Utilities		48,739.00	County Library Taxes			
Planning, Housing & Development	3,827.00	Other Miscellaneous Tax Revenues			Local Municipal Purpose Taxes	.04	13,055.00	
Human Resources	4,219.00	State Aid Revenues		45,244.00	Veteran & Senior Citizen Taxes		12,750.00	
Elections	1,200.00	Federal Aid Revenues			Total Taxes far Rate Computation	2.43	881,358.92	
General Administration (other)	35,051.00	State and Local Fiscal Assistance Act Utilized			Special District Taxes			
JUDICIARY		Sale of Acquired Property			Bank Corp. Taxes			
Municipal Courts	5,500.00	Other Miscellaneous Revenues		53,652.19	Added and Omitted Taxes		6,372.46	
PUBLIC SAFETY		Total		1,062,595.77	Total Taxes Levied - ABSTRACT		874,981.38	
Fire Protection	13,234.70	Prior Years Surplus Appropriated		155,000.00	Total Taxes Billed		876,617.80	
Police Protection	100.00	REVENUES TOTAL		1,217,595.77	1992 TAXES COLLECTED		739,906.54	
Civil Defense & Disaster Control	1,720.00	Reserve For Uncollected Taxes		189,562.00	1992 Taxes Cancelled, Abated or Adjusted			
Environmental Inspection & Control	11,830.00	CAPITAL OUTLAY TOTAL		47,135.48	Transfer to Tax Title Liens or Foreclosed		8,642.13	
Other Public Safety		Public Enterprises			Balance Outstanding Dec. 31, 1992		128,069.13	
PUBLIC WORKS		Recreation-Culture			PRIOR YEARS TAXES OUTSTANDING			
Streets and Drainage	14,250.00	Public Works		6,964.54	Balance January 1, 1992		221,722.13	
Sewers and Sewage Processing		Buildings and Grounds		40,170.94	Collected in 1992		153,163.66	
Garbage and Trash Disposal	36,712.54	Library and Education			Cancelled, Abated or Adjusted 1992		136.26	
Public Buildings and Grounds	7,600.00	Conservation			Transfers to Tax Title Liens or Foreclosed		329.56	
Other Public Works		All Other			Balance December 31, 1992		68,092.65	
HEALTH and WELFARE		CAPITAL DEBT AUTHORIZED, DECEMBER 31, 1992			TAX TITLE LIENS OUTSTANDING			
Health Services Except Environmental	250.00	ISSUED AND UNISSUED			Balance January 1, 1992		52,462.79	
Welfare-Public Assistance	1,332.00	School		283,798	Transfer From Taxes		9,077.51	
Hospital, Clinics, First Aid		Self-Liquidating			Redeemed in 1992		1,980.46	
Animal, Insect, & Rodent Control	1,450.00	Other		282,800	Cancelled, Abated or Adjusted (1992)			
Other Welfare Services		Total		566,598	Transfers to Foreclosed Property			
RECREATION and CONSERVATION		ISSUED AND OUTSTANDING			Balance December 31, 1992		59,559.84	
Beaches and Boardwalks	350.00	School		283,798.94	PROPERTY ACQUIRED BY DEED OR FORECLOSURE			
Parks, Playgrounds, Shade Trees	350.00	Self-Liquidating			Balance January 1, 1992		200.00	
Land Reclamation & Conservation		Other		155,100.00	Transfers From Taxes or Liens			
Other Recreational Services	1,450.00	Total		438,898.94	Sale for Cash (1992)			
EDUCATION (excluding schools)		EQUALIZED VALUATION BASIS			Cancelled, Abated or Adjusted (1992)			
Libraries		FOR NET DEBT COMPUTATION		35,458.002	Balance December 31, 1992		200.00	
Other Educational Services		REAL PROPERTY VALUATIONS			CURRENT FINANCES DECEMBER 31, 1992			
STATUTORY EXPENDITURES		Code	Class	# of Parcels	% VAL'N	ASSESSED VALUATION		
Pensions & F. L. C. A.	4,200.00	1	Vocant Land	153	3.95	1,316,600.00	Cash Dec. 31, 1992	400,293.57
Employee Fringe Benefits		2	Residential	279	61.69	21,112,600.00	Taxes Receivable	196,161.78
Other Statutory Expenditures		3	Farm	207	29.07	9,947,600.00	Tax Title Liens	59,559.84
CETA And Other Public Employment Programs		4a	Commercial	11	5.39	1,845,100.00	Foreclosed Property	200.00
MUNICIPAL FUNCTIONS TOTAL	163,915.00	4b	Industrial				Emergencies & Other Deferred Charges	3,000.00
CAPITAL IMPROVEMENTS *MEMO*	13,203.00	4c	Apartments				State and Federal Aid Receivable	
DEBT SERVICE		Total		650		34,221,903.00	Other Receivables	347.75
Principal Payments	2,400.00	Land Area		19.00	Sq. Miles		Total	659,562.94
Interest Payments	627.00	Net Valuation Taxable-Municipal				34,671,129	LIABILITIES, RESERVES, AND SURPLUS	
DEFERRED CHARGES	31,000.00	Net Valuation Taxable-County				35,733,445	Cash Liabilities	89,660.19
SCHOOL, COUNTY, SPECIAL DISTRICT TAXES	855,553.92	State Equalized Valuation				35,817,046	Reserves for Receivables	256,269.37
RESERVE FOR UNCOLLECTED TAXES	189,562.00	State Equalization Ratio				96.76	Surplus Dec. 31, 1992	313,633.39
EXPENDITURES TOTAL	1,243,057.92						Total	659,562.94

*Includes County Health Service Taxes, County Vocational School Taxes, or County Open Space Tax. See Table 13.

0307

Population 1980 5,404
Population 1990 5,102
S & P Rating
Moody Rating A

General Tax Rate Per \$100. 3.55
State Equalized Tax Rate 1.85

GREENWICH TWP. - GLOUCESTER COUNTY
Form of Government:
Small Municipality Plan C (OMCL 50)
Number of Members on Governing Body - 5

PER CAPITA:
Gross Debt 966.39
Net Debt 745.70
Debt Service 93.63
Total Tax Levy 2,337.50
Municipal Expenditures 1,033.42
PER CENT:
Gross Debt .85
Net Debt .65
Tax Levy Collected 98.98
Tax Levy Cancelled, Abated or Adjusted .01

Table with columns for EXPENDITURES, REVENUES-REALIZED, CAPITAL OUTLAY, CAPITAL DEBT AUTHORIZED, ISSUED AND OUTSTANDING, EQUALIZED VALUATION BASIS, REAL PROPERTY VALUATIONS, ASSESSED VALUATION, and 1992 PROPERTY TAX. Includes sub-sections like GENERAL GOVERNMENT, PUBLIC SAFETY, PUBLIC WORKS, HEALTH and WELFARE, RECREATION and CONSERVATION, EDUCATION, STATUTORY EXPENDITURES, MUNICIPAL FUNCTIONS, DEBT SERVICE, DEFERRED CHARGES, and SCHOOL, COUNTY, SPECIAL DISTRICT TAXES.

2107
 Population 1980 1,738
 Population 1990 1,899
 S & P Rating
 Moody Rating

General Tax Rate Per \$100. 1.81
 State Equalized Tax Rate 1.80

GREENWICH TOWNSHIP - WARREN CO.
 Form of Government:
 Township Committee
 Number of Members on Governing Body - 3

PER CAPITA:
 Gross Debt
 Net Debt
 Debt Service
 Total Tax Levy 1,317.20
 Municipal Expenditures 517.15
 PER CENT:
 Gross Debt
 Net Debt
 Tax Levy Collected 94.96
 Tax Levy Cancelled, Abated or Adjusted .13

EXPENDITURES		REVENUES-REALIZED		1992 PROPERTY TAX	
GENERAL GOVERNMENT				STATE EQUALIZED TAX RATE	
Governing Body & Public Boards		1992 Property Taxes Collected	2,378,793.53	Local District School Taxes	1.11 1,431,870.00
Municipal Clerk		1992 Payments in Lieu of Taxes		Regional & Consolidated School Tax	
Financial Administration	20,639.37	Delinquent Tax & Lien Collections	207,810.72	School Taxes in Municipal Budget	
Assessment of Taxes	21,166.00	Business Personalty Replacement Taxes	29,662.36	County Taxes	.61 788,061.08
Collection of Taxes	14,398.00	Taxes from Public Utilities	201,756.00	County Library Taxes	.05 66,515.81
Planning, Housing & Development	22,318.00	Other Miscellaneous Tax Revenues		Local Municipal Purpose Taxes	.02 20,737.00
Human Resources	44,557.00	State Aid Revenues	68,390.83	Veteran & Senior Citizen Taxes	14,600.00
Elections		Federal Aid Revenues		Total Taxes for Rate Computation	1.79 2,321,783.89
General Administration (other)	173,705.05	State and Local Fiscal Assistance Act Utilized		Special District Taxes	
JUDICIARY		Sale of Acquired Property		Bank Corp. Taxes	
Municipal Courts	32,642.00	Other Miscellaneous Revenues	237,093.91	Added and Omitted Taxes	194,172.18
PUBLIC SAFETY		Total	3,123,507.35	Total Taxes Levied - ABSTRACT	2,501,356.07
Fire Protection	111,064.16	Prior Years Surplus Appropriated	371,073.07	Total Taxes Billed	2,504,926.16
Police Protection	80,797.83	REVENUES TOTAL	3,494,580.42	1992 TAXES COLLECTED	2,378,793.53
Civil Defense & Disaster Control	1,700.00	Reserve For Uncollected Taxes	202,000.00	1992 Taxes Cancelled, Abated or Adjusted	3,177.21
Environmental Inspection & Control		CAPITAL OUTLAY TOTAL	33,677.55	Transfer to Tax Title Liens or Foreclosed	8,753.16
Other Public Safety		Public Enterprises		Balance Outstanding Dec. 31, 1992	114,202.26
PUBLIC WORKS		Recreation-Culture	8,409.19	PRIOR YEARS TAXES OUTSTANDING	
Streets and Drainage	92,513.90	Public Works	19,656.00	Balance January 1, 1992	235,803.00
Sewers and Sewage Processing	2,250.00	Buildings and Grounds	5,612.36	Collected in 1992	199,789.97
Garbage and Trash Disposal	4,000.00	Library and Education		Cancelled, Abated or Adjusted 1992	2,796.54
Public Buildings and Grounds	34,812.86	Conservation		Transfers to Tax Title Liens or Foreclosed	
Other Public Works	7,403.00	All Other		Balance December 31, 1992	33,216.49
HEALTH and WELFARE		CAPITAL DEBT AUTHORIZED, DECEMBER 31, 1992		TAX TITLE LIENS OUTSTANDING	
Health Services Except Environmental	320.00	ISSUED AND UNISSUED		Balance January 1, 1992	29,614.74
Welfare-Public Assistance	1,800.00	School		Transfer From Taxes	8,753.16
Hospital, Clinics, First Aid		Self-Liquidating		Redeemed in 1992	8,020.75
Animal, Insect, & Radent Control	2,205.00	Other		Cancelled, Abated or Adjusted (1992)	5,162.26
Other Welfare Services		Total		Transfers to Foreclosed Property	
RECREATION and CONSERVATION		ISSUED AND OUTSTANDING		Balance December 31, 1992	25,184.89
Beaches and Boardwalks		School		PROPERTY ACQUIRED BY DEED OR	
Parks, Playgrounds, Shade Trees	1,992.44	Self-Liquidating		FORECLOSURE	
Land Reclamation & Conservation	600.00	Other		Balance January 1, 1992	
Other Recreational Services	5,507.56	Total		Transfers From Taxes or Liens	
EDUCATION (excluding schools)		EQUALIZED VALUATION BASIS		Sale for Cash (1992)	
Libraries		FOR NET DEBT COMPUTATION	129,711,329	Cancelled, Abated or Adjusted (1992)	
Other Educational Services	500.00	REAL PROPERTY VALUATIONS		Balance December 31, 1992	
STATUTORY EXPENDITURES		Code Class # of Parcels % VAL'N		CURRENT FINANCES DECEMBER 31, 1992	
Pensions & F. L. C. A.	19,358.47	1 Vacant Land 222 7.88	9,929,640.00	ASSETS	
Employee Fringe Benefits	54,323.19	2 Residential 592 66.84	84,201,500.00	Cash Dec. 31, 1992	1,533,995.27
Other Statutory Expenditures	3,000.00	3 Farm 173 9.34	11,763,280.00	Taxes Receivable	147,418.75
CETA And Other Public Employment Programs		4a Commercial 36 14.66	18,473,050.00	Tax Title Liens	25,184.89
MUNICIPAL FUNCTIONS		4b Industrial 4 1.28	1,607,600.00	Foreclosed Property	
CAPITAL IMPROVEMENTS	45,000.00	4c Apartments		Emergencies & Other Deferred Charges	
DEBT SERVICE		Total 1027	125,975,070.00	State and Federal Aid Receivable	121,152.00
Principal Payments		Land Area 10.42 Sq. Miles		Other Receivables	2,993.03
Interest Payments		Net Valuation Taxable-Municipal	127,665,966	Total	1,830,748.94
DEFERRED CHARGES	26,497.43	Net Valuation Taxable-County	124,994,031	LIABILITIES, RESERVES, AND SURPLUS	
SCHOOL, COUNTY, SPECIAL DISTRICT TAXES	2,236,446.89	State Equalized Valuation	128,515,692	Cash Liabilities	803,767.30
RESERVE FOR UNCOLLECTED TAXES	202,000.00	State Equalization Ratio	99.33	Reserves for Receivables	175,601.67
EXPENDITURES TOTAL	3,268,518.15			Surplus Dec. 31, 1992	851,379.97
				Total	1,830,748.94

0933

Population 1980 7,340
 Population 1990 8,263
 S & P Rating
 Moody Rating AAA

General Tax Rate Per \$100 4.51
 State Equalized Tax Rate 2.55

GUTTENBERG TOWN - HUDSON COUNTY
 Form of Government:
Town Council
 Number of Members on Governing Body - 6

PER CAPITA:
 Grass Debt 945.24
 Net Debt 929.31
 Debt Service 50.97
 Total Tax Levy 1,326.71
 Municipal Expenditures 1,005.88

PER CENT:
 Grass Debt 1.31
 Net Debt 1.78
 Tax Levy Collected 88.66
 Tax Levy Cancelled, Abated or Adjusted

EXPENDITURES		REVENUES-REALIZED		1992 PROPERTY TAX	
GENERAL GOVERNMENT		REVENUES-REALIZED		STATE EQUALIZED TAX RATE 2.55	
Governing Body & Public Boards		1992 Property Taxes Collected	8,521,063.63	Local District School Taxes	1.00 4,274,724.00
Municipal Clerk		1992 Payments in Lieu of Taxes		Regional & Consolidated School Tax	
Financial Administration	157,200.00	Delinquent Tax & Lien Collections	872,833.51	School Taxes in Municipal Budget	20,500.00
Assessment of Taxes	30,650.00	Business Personalty Replacement Taxes	104,917.34	County Taxes	.61 2,604,163.36
Collection of Taxes	22,650.00	Taxes from Public Utilities	199,227.00	County Library Taxes	
Planning, Housing & Development	23,310.00	Other Miscellaneous Tax Revenues		Local Municipal Purpose Taxes	.94 4,011,375.06
Human Resources	85,415.55	State Aid Revenues	831,921.54	Veteran & Senior Citizen Taxes	23,200.00
Elections	5,600.00	Federal Aid Revenues		Total Taxes for Rate Computation	2.55 10,933,952.42
General Administration (other)	718,657.00	State and Local Fiscal Assistance Act Utilized		Special District Taxes	
JUDICIARY		State and Local Fiscal Assistance Act Utilized		Bank Corp. Taxes	
Municipal Courts	100,050.00	Sale of Acquired Property		Added and Omitted Taxes	53,450.00
PUBLIC SAFETY		Other Miscellaneous Revenues	2,416,273.36	Total Taxes Levied - ABSTRACT	10,969,212.42
Fire Protection	321,006.60	Total	12,946,136.38	Total Taxes Billed	9,610,523.50
Police Protection	1,218,953.91	Prior Years Surplus Appropriated	376,853.52	1992 TAXES COLLECTED	8,521,063.63
Civil Defense & Disaster Control	1,155.00	REVENUES TOTAL	13,322,989.90	1992 Taxes Cancelled, Abated or Adjusted	
Environmental Inspection & Control	36,750.00	Reserve For Uncollected Taxes	1,016,507.39	Transfer to Tax Title Liens or Foreclosed	
Other Public Safety		CAPITAL OUTLAY TOTAL	852,526.14	Balance Outstanding Dec. 31, 1992	1,089,459.87
PUBLIC WORKS				PRIOR YEARS TAXES OUTSTANDING	
Streets and Drainage	336,285.00	Public Enterprises		Balance January 1, 1992	999,604.86
Sewers and Sewage Processing	2,151,147.54	Recreation-Culture		Collected in 1992	872,833.51
Garbage and Trash Disposal	478,540.00	Public Works		Cancelled, Abated or Adjusted 1992	
Public Buildings and Grounds	80,000.00	Buildings and Grounds	852,526.14	Transfers to Tax Title Liens or Foreclosed	
Other Public Works	29,000.00	Library and Education		Balance December 31, 1992	126,771.35
HEALTH and WELFARE		Conservation		TAX TITLE LIENS OUTSTANDING	
Health Services Except Environmental	85,512.90	All Other		Balance January 1, 1992	
Welfare-Public Assistance	62,820.00			Transfer From Taxes	
Hospital, Clinics, First Aid		CAPITAL DEBT AUTHORIZED, DECEMBER 31, 1992		Redeemed in 1992	
Animal, Insect, & Radent Control		ISSUED AND UNISSUED		Cancelled, Abated or Adjusted (1992)	
Other Welfare Services		School	140,000	Transfers to Foreclosed Property	
RECREATION and CONSERVATION		Self-Liquidating		Balance December 31, 1992	
Beaches and Boardwalks		Other	7,683,500	PROPERTY ACQUIRED BY DEED OR FORECLOSURE	
Parks, Playgrounds, Shade Trees		Total	7,823,500	Balance January 1, 1992	10,800.00
Land Reclamation & Conservation				Transfers From Taxes or Liens	
Other Recreational Services	126,535.00	ISSUED AND OUTSTANDING		Sale for Cash (1992)	
EDUCATION (excluding schools)		School	140,000.00	Cancelled, Abated or Adjusted (1992)	
Libraries	47,000.00	Self-Liquidating		Balance December 31, 1992	10,800.00
Other Educational Services		Other	6,857,000.00	CURRENT FINANCES DECEMBER 31, 1992	
STATUTORY EXPENDITURES		Total	6,997,000.00	ASSETS	
Pensions & F. I. C. A.	295,363.00	EQUALIZED VALUATION BASIS		Cash Dec. 31, 1992	3,374,873.93
Employee Fringe Benefits	448,700.00	FOR NET DEBT COMPUTATION	432,220,612	Taxes Receivable	1,216,231.22
Other Statutory Expenditures		REAL PROPERTY VALUATIONS		Tax Title Liens	
CETA And Other Public Employment Programs		Code Class # of Parcels % VAL'N		Foreclosed Property	10,800.00
MUNICIPAL FUNCTIONS TOTAL	6,867,301.50	1 Vacant Land 16 1.05	2,540,300.00	Emergencies & Other Deferred Charges	11,741.60
CAPITAL IMPROVEMENTS *MEMO*	50,000.00	2 Residential 2095 75.26	181,955,900.00	State and Federal Aid Receivable	378,001.85
DEBT SERVICE		3 Farm 138 8.56	20,698,900.00	Other Receivables	294,181.98
Principal Payments	110,000.00	4a Commercial 92 4.68	11,320,400.00	Total	5,285,830.58
Interest Payments	311,434.50	4b Industrial 76 10.44	25,238,500.00	LIABILITIES, RESERVES, AND SURPLUS	
TYPE I SCHL DEBT *MEMO	21,200.00	Total 2417	241,754,000.00	Cash Liabilities	3,329,935.41
DEFERRED CHARGES	11,400.52	Land Area .20 Sq. Miles		Reserves for Receivables	1,521,213.20
SCHOOL, COUNTY, SPECIAL DISTRICT TAXES	6,899,337.36	Net Valuation Taxable-Municipal	242,122,040	Surplus Dec. 31, 1992	434,681.97
RESERVE FOR UNCOLLECTED TAXES	1,016,507.39	Net Valuation Taxable-County	417,426,292	Total	5,285,830.58
EXPENDITURES TOTAL	15,216,031.27	State Equalized Valuation	427,721,761		
		State Equalization Ratio	56.57		

0223
 Population 1980 36,039
 Population 1990 37,049
 S & P Rating
 Moody Rating AA

General Tax Rate Per \$100. 2.41
 State Equalized Tax Rate 2.30

HACKENSACK CITY - BERGEN COUNTY
 Form of Government:
 Council-Manager (1923)
 Number of Members on Governing Body - 5

PER CAPITA:
 Gross Debt 653.31
 Net Debt 385.26
 Debt Service 49.80
 Total Tax Levy 1,640.12
 Municipal Expenditures 1,091.17
 PER CENT:
 Gross Debt .87
 Net Debt .51
 Tax Levy Collected 93.79
 Tax Levy Cancelled, Abated or Adjusted 1.65

EXPENDITURES		REVENUES-REALIZED		1992 PROPERTY TAX		
GENERAL GOVERNMENT				STATE EQUALIZED TAX RATE		
Governing Body & Public Boards		1992 Property Taxes Collected	57,041,144.78	Local District School Taxes	1.08 28,498,058.50	
Municipal Clerk		1992 Payments in Lieu of Taxes		Regional & Consolidated School Tax		
Financial Administration	321,400.00	Delinquent Tax & Lien Collections	2,279,828.53	School Taxes in Municipal Budget	.01 274,400.00	
Assessment of Taxes	211,900.00	Business Personalty Replacement Taxes	1,404,865.00	County Taxes	.29 7,543,672.49	
Collection of Taxes	146,750.00	Taxes from Public Utilities	2,327,986.00	County Library Taxes		
Planning, Housing & Development	192,625.00	Other Miscellaneous Tax Revenues		Local Municipal Purpose Taxes	.92 24,412,246.00	
Human Resources	230,345.00	State Aid Revenues	4,608,564.48	Veteran & Senior Citizen Taxes		
Elections	9,400.00	Federal Aid Revenues		Total Taxes for Rate Computation	2.30 60,934,776.99	
General Administration (other)	2,558,000.00	State and Local Fiscal Assistance Act Utilized		Special District Taxes		
JUDICIARY		Sale of Acquired Property		Bank Corp. Taxes		
Municipal Courts	545,400.00	Other Miscellaneous Revenues	3,562,385.77	Added and Omitted Taxes		
PUBLIC SAFETY				Total Taxes Levied - ABSTRACT	36,430.76	
Fire Protection	6,118,850.00			Total Taxes Billed	60,764,807.75	
Police Protection	7,050,235.00			1992 TAXES COLLECTED	57,041,144.78	
Civil Defense & Disaster Control	176,600.00			1992 Taxes Cancelled, Abated or Adjusted	1,006,457.89	
Environmental Inspection & Control	456,250.00			Transfer to Tax Title Liens or Foreclosed	44,684.29	
Other Public Safety				Balance Outstanding Dec. 31, 1992	2,726,331.13	
PUBLIC WORKS		CAPITAL OUTLAY	TOTAL	PRIOR YEARS TAXES OUTSTANDING		
Streets and Drainage	833,650.00	Public Enterprises	23,978.77	Balance January 1, 1992	2,759,811.62	
Sewers and Sewage Processing	4,211,946.78	Recreation-Culture		Collected in 1992	2,251,535.93	
Garbage and Trash Disposal	3,340,100.00	Public Works	636,278.85	Cancelled, Abated or Adjusted 1992	78,830.49	
Public Buildings and Grounds	756,350.00	Buildings and Grounds	1,474,603.56	Transfers to Tax Title Liens or Foreclosed	63,357.06	
Other Public Works	385,950.00	Library and Education		Balance December 31, 1992	366,088.14	
HEALTH and WELFARE		Conservation		TAX TITLE LIENS OUTSTANDING		
Health Services Except Environmental	342,958.00	All Other		Balance January 1, 1992	60,494.79	
Welfare-Public Assistance	123,080.00			Transfer From Taxes	122,158.10	
Hospital, Clinics, First Aid	41,040.00			Redeemed in 1992	51,612.60	
Animal, Insect, & Rodent Control	37,900.00			Cancelled, Abated or Adjusted (1992)		
Other Welfare Services				Transfers to Foreclosed Property		
RECREATION and CONSERVATION		CAPITAL DEBT AUTHORIZED, DECEMBER 31, 1992		Balance December 31, 1992	131,040.29	
Beaches and Boardwalks		ISSUED AND UNISSUED		PROPERTY ACQUIRED BY DEED OR FORECLOSURE		
Parks, Playgrounds, Shade Trees	434,950.00	School	4,599,000	Balance January 1, 1992	550,800.00	
Land Reclamation & Conservation	163,113.01	Self-Liquidating	4,050,000	Transfers From Taxes or Liens		
Other Recreational Services	224,800.00	Other	15,555,503	Sale for Cash (1992)		
EDUCATION (excluding schools)		Total	24,204,503	Cancelled, Abated or Adjusted (1992)		
Libraries	1,258,550.00			Balance December 31, 1992	550,800.00	
Other Educational Services		ISSUED AND OUTSTANDING		CURRENT FINANCES DECEMBER 31, 1992		
STATUTORY EXPENDITURES		School	4,599,000.00	ASSETS		
Pensions & F. L. C. A.	2,080,650.00	Self-Liquidating	3,950,000.00	Cash Dec. 31, 1992	12,137,313.20	
Employee Fringe Benefits	2,640,000.00	Other	13,414,000.00	Taxes Receivable	3,092,419.27	
Other Statutory Expenditures		Total	21,963,000.00	Tax Title Liens	131,040.29	
CETA And Other Public Employment Programs		EQUALIZED VALUATION BASIS		Foreclosed Property	550,800.00	
MUNICIPAL FUNCTIONS		FOR NET DEBT COMPUTATION		Emergencies & Other Deferred Charges	750,000.00	
CAPITAL IMPROVEMENTS		REAL PROPERTY VALUATIONS		State and Federal Aid Receivable		
DEBT SERVICE				Other Receivables	26,965.39	
Principal Payments	1,025,000.00	Code	Class	# of Parcels	% VAL'N	ASSESSED VALUATION
Interest Payments	820,033.71	1	Vacant Land	338	1.30	32,358,200.00
TYPE I SCHL DEBT *MEMO		2	Residential	7593	45.43	1,134,189,500.00
DEFERRED CHARGES		3	Farm			
SCHOOL COUNTY, SPECIAL DISTRICT TAXES	36,315,130.99	4a	Commercial	1037	28.87	720,736,800.00
RESERVE FOR UNCOLLECTED TAXES	3,641,175.00	4b	Industrial	246	7.59	189,405,800.00
EXPENDITURES	TOTAL	4c	Apartments	207	16.93	420,083,000.00
	76,742,930.88	Total		9421		2,496,773,300.00
		Land Area	4.00	Sq. Miles		
		Net Valuation Taxable-Municipal				2,522,092,462
		Net Valuation Taxable-County				2,952,305,577
		State Equalized Valuation				2,641,923,394
		State Equalization Ratio				95.42
						LIABILITIES, RESERVES, AND SURPLUS
						Cash Liabilities
						7,362,149.38
						Reserves for Receivables
						3,801,224.95
						Surplus Dec. 31, 1992
						5,525,163.82
						Total
						16,688,538.15

2108

Population 1980 8,850
 Population 1990 8,120
 S & P Rating
 Moody Rating A

General Tax Rate Per \$100. 2.52
 State Equalized Tax Rate 2.21

HACKETTSTOWN TOWN - WARREN CO.
 Form of Government:
Special Charter (P.L. 1970 c. 206)
 Number of Members on Governing Body - 6

PER CAPITA:
 Gross Debt 150.74
 Net Debt 101.63
 Debt Service 17.89
 Total Tax Levy 1,236.10
 Municipal Expenditures 510.19

PER CENT.
 Gross Debt .26
 Net Debt .17
 Tax Levy Collected 95.73
 Tax Levy Cancelled, Abated or Adjusted .32

EXPENDITURES		REVENUES-REALIZED		1992 PROPERTY TAX	
GENERAL GOVERNMENT		REVENUES		STATE EQUALIZED TAX RATE	
Governing Body & Public Boards		1992 Property Taxes Collected	9,619,166.08	Local District School Taxes	1.28 5,802,658.00
Municipal Clerk		1992 Payments in Lieu of Taxes		Regional & Consolidated School Tax	
Financial Administration	66,200.00	Delinquent Tax & Lien Collections	454,485.04	School Taxes in Municipal Budget	
Assessment of Taxes	50,560.00	Business Personality Replacement Taxes	211,688.88	County Taxes	.62 2,816,582.41
Collection of Taxes	33,800.00	Taxes from Public Utilities	413,501.00	County Library Taxes	
Planning, Housing & Development	31,400.00	Other Miscellaneous Tax Revenues		Local Municipal Purpose Taxes	.30 1,370,980.95
Human Resources	68,201.50	State Aid Revenues	426,542.66	Veteran & Senior Citizen Taxes	54,550.00
Elections		Federal Aid Revenues		Total Taxes for Rate Computation	2.20 10,044,771.36
General Administration (other)	437,140.00	State and Local Fiscal Assistance Act Utilized		Special District Taxes	
JUDICIARY		State and Local Fiscal Assistance Act Utilized		Bank Corp. Taxes	
Municipal Courts	59,600.00	Sale of Acquired Property		Added and Omitted Taxes	46,921.66
PUBLIC SAFETY		Other Miscellaneous Revenues	575,234.60	Total Taxes Levied - ABSTRACT	10,037,143.02
Fire Protection	80,925.40	Total	11,700,618.26	Total Taxes Billed	10,048,715.95
Police Protection	997,000.00	Prior Years Surplus Appropriated	970,000.00	1992 TAXES COLLECTED	9,619,166.08
Civil Defense & Disaster Control	1,000.00	REVENUES TOTAL	12,670,618.26	1992 Taxes Cancelled, Abated or Adjusted	31,913.28
Environmental Inspection & Control	65,900.00	Reserve For Uncollected Taxes	581,458.86	Transfer to Tax Title Liens or Foreclosed	63.00
Other Public Safety		CAPITAL OUTLAY TOTAL	353,216.20	Balance Outstanding Dec. 31, 1992	397,573.59
PUBLIC WORKS				PRIOR YEARS TAXES OUTSTANDING	
Streets and Drainage	381,000.00	Public Enterprises		Balance January 1, 1992	490,998.37
Sewers and Sewage Processing		Recreation-Culture		Collected in 1992	359,581.50
Garbage and Trash Disposal	25,000.00	Public Works	228,718.30	Cancelled, Abated or Adjusted 1992	27,108.33
Public Buildings and Grounds	154,316.92	Buildings and Grounds	124,497.90	Transfers to Tax Title Liens or Foreclosed	83,101.41
Other Public Works	30,000.00	Library and Education		Balance December 31, 1992	21,207.13
HEALTH and WELFARE		Conservation		TAX TITLE LIENS OUTSTANDING	
Health Services Except Environmental	4,875.00	All Other		Balance January 1, 1992	441.35
Welfare-Public Assistance	3,570.00			Transfer From Taxes	94,965.54
Hospital, Clinics, First Aid		CAPITAL DEBT AUTHORIZED, DECEMBER 31, 1992		Redeemed in 1992	94,903.54
Animal, Insect, & Rodent Control		ISSUED AND UNISSUED	GROSS DEBT	NET DEBT	
Other Welfare Services		School	398,754		
RECREATION and CONSERVATION		Self-Liquidating			
Beaches and Boardwalks		Other	825,250	825,250	
Parks, Playgrounds, Shade Trees	20,000.00	Total	1,224,004	825,250	
Land Reclamation & Conservation	87,136.33	ISSUED AND OUTSTANDING			
Other Recreational Services	158,080.00	School		398,754.50	
EDUCATION (excluding schools)		Self-Liquidating			
Libraries	157,571.00	Other		825,250.00	
Other Educational Services		Total		1,224,004.50	
STATUTORY EXPENDITURES		EQUALIZED VALUATION BASIS			
Pensions & F. L. C. A.	133,400.00	FOR NET DEBT COMPUTATION	472,195,169		
Employee Fringe Benefits	355,680.00	REAL PROPERTY VALUATIONS			
Other Statutory Expenditures		Code Class # of Parcels % VAL'N	ASSESSED VALUATION		
CETA And Other Public Employment Programs		1 Vacant Land 120 2.95	11,536,900.00	Cash Dec. 31, 1992	2,751,855.97
MUNICIPAL FUNCTIONS TOTAL	3,402,356.15	2 Residential 1994 62.08	242,633,800.00	Taxes Receivable	418,780.72
CAPITAL IMPROVEMENTS *MEMO*		3 Farm 4 .03	129,300.00	Tax Title Liens	503.35
DEBT SERVICE		4a Commercial 289 19.57	76,500,300.00	Foreclosed Property	10,800.00
Principal Payments	113,546.62	4b Industrial 24 9.88	38,634,000.00	Emergencies & Other Deferred Charges	16,952.50
Interest Payments	31,689.88	4c Apartments 28 5.48	21,423,600.00	State and Federal Aid Receivable	
DEFERRED CHARGES	13,702.62	Total 2459	390,857,900.00	Other Receivables	63,336.20
SCHOOL, COUNTY, SPECIAL DISTRICT TAXES	9,619,240.41	Land Area 3.60 Sq. Miles		Total	3,272,228.64
RESERVE FOR UNCOLLECTED TAXES	581,458.86	Net Valuation Taxable-Municipal	396,896,599	LIABILITIES, RESERVES, AND SURPLUS	
EXPENDITURES TOTAL	12,761,994.54	Net Valuation Taxable-County	449,003,240	Cash Liabilities	1,105,237.35
		State Equalized Valuation	451,004,432	Reserves for Receivables	439,715.90
		State Equalization Ratio	37.86	Surplus Dec. 31, 1992	1,727,275.39
				Total	3,272,228.64

0416

Population 1980 15,875
 Population 1990 14,837
 S & P Rating
 Moody Rating AAA

General Tax Rate Per \$100. 7.17
 State Equalized Tax Rate 2.69

HADDON TOWNSHIP - CAMDEN COUNTY
 Form of Government:
Commission (1911)
 Number of Members on Governing Body - 3

PER CAPITA:
 Gross Debt 845.13
 Net Debt 376.32
 Debt Service 48.46
 Total Tax Levy 1,166.33
 Municipal Expenditures 397.91

PER CENT:
 Gross Debt 1.99
 Net Debt .89
 Tax Levy Collected 96.70
 Tax Levy Cancelled, Abated or Adjusted .36

EXPENDITURES	REVENUES-REALIZED	1992 PROPERTY TAX	
		STATE EQUALIZED TAX RATE	
GENERAL GOVERNMENT		Local District School Taxes	1.34
Governing Body & Public Boards		Regional & Consolidated School Tax	8,426,025.00
Municipal Clerk		School Taxes in Municipal Budget	
Financial Administration	106,935.00	County Taxes	.82
Assessment of Taxes	30,047.12	County Library Taxes	.03
Collection of Taxes	60,523.12	Local Municipal Purpose Taxes	.50
Planning, Housing & Development	34,522.86	Veteran & Senior Citizen Taxes	
Human Resources	95,590.00	Total Taxes for Rate Computation	2.69
Elections	15,193.38	Special District Taxes	
General Administration (other)	404,654.09	Bank Corp. Taxes	
JUDICIARY		Added and Omitted Taxes	
Municipal Courts	85,172.94	Total Taxes Levied - ABSTRACT	17,304,813.16
PUBLIC SAFETY		Total Taxes Billed	17,313,538.80
Fire Protection	19,872.00	1992 TAXES COLLECTED	16,741,489.98
Police Protection	1,328,338.77	1992 Taxes Cancelled, Abated or Adjusted	61,647.90
Civil Defense & Disaster Control	3,722.00	Transfer to Tax Title Liens or Foreclosed	5,988.90
Environmental Inspection & Control	84,022.50	Balance Outstanding Dec. 31, 1992	503,412.02
Other Public Safety		PRIOR YEARS TAXES OUTSTANDING	
PUBLIC WORKS		Balance January 1, 1992	424,594.24
Streets and Drainage	433,968.25	Collected in 1992	412,820.22
Sewers and Sewage Processing		Cancelled, Abated or Adjusted 1992	7,460.07
Garbage and Trash Disposal	1,043,586.07	Transfers to Tax Title Liens or Foreclosed	
Public Buildings and Grounds	96,468.08	Balance December 31, 1992	4,313.95
Other Public Works	49,198.54	TAX TITLE LIENS OUTSTANDING	
HEALTH and WELFARE		Balance January 1, 1992	33,008.87
Health Services Except Environmental	3,730.18	Transfer From Taxes	6,010.15
Welfare-Public Assistance	22,457.17	Redeemed in 1992	17,178.28
Hospital, Clinics, First Aid		Cancelled, Abated or Adjusted (1992)	3,447.11
Animal, Insect, & Radent Control		Transfers to Foreclosed Property	
Other Welfare Services		Balance December 31, 1992	18,393.63
RECREATION and CONSERVATION		PROPERTY ACQUIRED BY DEED OR FORECLOSURE	
Beaches and Boardwalks		Balance January 1, 1992	39,160.00
Parks, Playgrounds, Shade Trees	7,164.86	Transfers From Taxes or Liens	
Land Reclamation & Conservation	29,167.45	Sale for Cash (1992)	
Other Recreational Services	98,115.43	Cancelled, Abated or Adjusted (1992)	
EDUCATION (excluding schools)		Balance December 31, 1992	39,160.00
Libraries	6,000.00	CURRENT FINANCES DECEMBER 31, 1992	
Other Educational Services	50,000.00	ASSETS	
STATUTORY EXPENDITURES		Cash Dec. 31, 1992	1,749,804.19
Pensions & F. L. C. A.	101,556.94	Taxes Receivable	507,725.97
Employee Fringe Benefits	245,000.00	Tax Title Liens	18,393.63
Other Statutory Expenditures		Foreclosed Property	39,160.00
CETA And Other Public Employment Programs		Emergencies & Other Deferred Charges	
MUNICIPAL FUNCTIONS TOTAL	4,455,056.75	State and Federal Aid Receivable	40,927.81
CAPITAL IMPROVEMENTS *MEMO*	60,000.00	Other Receivables	55,289.23
DEBT SERVICE		Total	2,411,300.83
Principal Payments	477,000.00	LIABILITIES, RESERVES, AND SURPLUS	
Interest Payments	242,065.13	Cash Liabilities	722,462.37
DEFERRED CHARGES	2,594.00	Reserves for Receivables	620,568.83
SCHOOL COUNTY, SPECIAL DISTRICT TAXES	14,144,131.51	Surplus Dec. 31, 1992	1,063,269.63
RESERVE FOR UNCOLLECTED TAXES	727,123.78	Total	2,411,300.83
EXPENDITURES TOTAL	23,047,976.17		
		REVENUES-REALIZED	
		1992 Property Taxes Collected	16,741,489.98
		1992 Payments in Lieu of Taxes	
		Delinquent Tax & Lien Collections	429,998.50
		Business Personalty Replacement Taxes	111,167.76
		Taxes from Public Utilities	749,411.52
		Other Miscellaneous Tax Revenues	
		State Aid Revenues	791,965.45
		Federal Aid Revenues	
		State and Local Fiscal Assistance Act Utilized	
		Sale of Acquired Property	
		Other Miscellaneous Revenues	648,991.25
		Total	19,473,024.46
		Prior Years Surplus Appropriated	600,000.00
		REVENUES TOTAL	20,073,024.46
		Reserve For Uncollected Taxes	727,123.78
		CAPITAL OUTLAY TOTAL	360,424.82
		Public Enterprises	
		Recreation-Culture	87,815.68
		Public Works	72,695.00
		Buildings and Grounds	199,914.14
		Library and Education	
		Conservation	
		All Other	
		CAPITAL DEBT AUTHORIZED, DECEMBER 31, 1992	
		ISSUED AND UNISSUED	
		School	4,663,333
		Self-Liquidating	3,290,268
		Other	4,585,600
		Total	12,539,201
		GROSS DEBT	
		School	4,020,000.00
		Self-Liquidating	2,544,500.00
		Other	3,598,500.00
		Total	10,163,000.00
		NET DEBT	
		School	4,020,000.00
		Self-Liquidating	2,544,500.00
		Other	3,598,500.00
		Total	10,163,000.00
		ISSUED AND OUTSTANDING	
		School	4,020,000.00
		Self-Liquidating	2,544,500.00
		Other	3,598,500.00
		Total	10,163,000.00
		EQUALIZED VALUATION BASIS FOR NET DEBT COMPUTATION	630,666,460
		REAL PROPERTY VALUATIONS	
		Code Class # of Parcels % VAL'N	ASSESSED VALUATION
		1 Vacant Land 200 .71	1,655,550.00
		2 Residential 4671 79.24	186,180,450.00
		3 Farm	
		4a Commercial 282 14.31	33,625,202.00
		4b Industrial 26 .90	2,111,450.00
		4c Apartments 16 4.95	11,397,600.00
		Total 5195	234,971,252.00
		Land Area 2.69 Sq. Miles	
		Net Valuation Taxable-Municipal	235,554,423
		Net Valuation Taxable-County	640,224,245
		State Equalized Valuation	627,842,253
		State Equalization Ratio	37.46

0418

Population 1980 8,361
 Population 1990 7,860
 S & P Rating
 Moody Rating A1

General Tax Rate Per \$100. 6.29
 State Equalized Tax Rate 2.62

HADDON HEIGHTS BORO. - CAMDEN CO.
 Form of Government:
 Borough Council
 Number of Members on Governing Body - 6

PER CAPITA:
 Gross Debt 442.41
 Net Debt 438.56
 Debt Service 61.44
 Total Tax Levy 1,261.86
 Municipal Expenditures 527.56

PER CENT:
 Gross Debt .93
 Net Debt .92
 Tax Levy Collected 97.29
 Tax Levy Cancelled, Abated or Adjusted .03

EXPENDITURES		REVENUES-REALIZED		1992 PROPERTY TAX	
GENERAL GOVERNMENT				STATE EQUALIZED TAX RATE	
Governing Body & Public Boards	11,762.00	1992 Property Taxes Collected	9,652,770.00	Local District School Taxes	1.24 4,696,698.00
Municipal Clerk		1992 Payments in Lieu of Taxes	22,015.00	Regional & Consolidated School Tax	
Financial Administration	53,496.00	Delinquent Tax & Lien Collections	204,940.00	School Taxes in Municipal Budget	
Assessment of Taxes	23,983.00	Business Personalty Replacement Taxes	45,423.00	County Taxes	.79 3,007,324.00
Collection of Taxes	40,515.00	Taxes from Public Utilities	550,362.00	County Library Taxes	
Planning, Housing & Development	28,075.00	Other Miscellaneous Tax Revenues	435,637.00	Local Municipal Purpose Taxes	.58 2,203,196.00
Human Resources	67,395.00	State Aid Revenues		Veteran & Senior Citizen Taxes	107,400.00
Elections		Federal Aid Revenues		Total Taxes for Rate Computation	2.61 10,014,618.00
General Administration (other)	346,096.00	State and Local Fiscal Assistance Act Utilized		Special District Taxes	
JUDICIARY		Sale of Acquired Property	22,015.00	Bank Corp. Taxes	
Municipal Courts	66,299.00	Other Miscellaneous Revenues	456,767.00	Added and Omitted Taxes	11,026.00
PUBLIC SAFETY		Total	11,389,929.00	Total Taxes Levied - ABSTRACT	9,918,244.00
Fire Protection	154,663.00	Prior Years Surplus Appropriated	347,240.00	Total Taxes Billed	9,922,567.00
Police Protection	829,151.00	REVENUES TOTAL	11,737,169.00	1992 TAXES COLLECTED	9,652,770.00
Civil Defense & Disaster Control	3,000.00	Reserve For Uncollected Taxes	310,732.00	1992 Taxes Cancelled, Abated or Adjusted	2,987.00
Environmental Inspection & Control	27,133.00	CAPITAL OUTLAY TOTAL	841,112.00	Transfer to Tax Title Liens or Foreclosed	9,513.00
Other Public Safety		Public Enterprises		Balance Outstanding Dec. 31, 1992	257,297.00
PUBLIC WORKS		Recreation-Culture	142,844.00	PRIOR YEARS TAXES OUTSTANDING	
Streets and Drainage	68,442.00	Public Works	1,945.00	Balance January 1, 1992	212,611.00
Sewers and Sewage Processing	5,704.00	Buildings and Grounds	682,811.00	Collected in 1992	204,940.00
Garbage and Trash Disposal	443,724.00	Library and Education	13,512.00	Cancelled, Abated or Adjusted 1992	4,867.00
Public Buildings and Grounds	63,382.00	Conservation		Transfers to Tax Title Liens or Foreclosed	
Other Public Works	560,444.00	All Other		Balance December 31, 1992	2,804.00
HEALTH and WELFARE		CAPITAL DEBT AUTHORIZED, DECEMBER 31, 1992		TAX TITLE LIENS OUTSTANDING	
Health Services Except Environmental	1,582.00	ISSUED AND UNISSUED		Balance January 1, 1992	34,882.00
Welfare-Public Assistance	2,433.00	School		Transfer From Taxes	9,513.00
Hospital, Clinics, First Aid		Self-Liquidating		Redeemed in 1992	
Animal, Insect, & Rodent Control	3,000.00	Other	3,477,351	Cancelled, Abated or Adjusted (1992)	
Other Welfare Services		Total	3,477,351	Transfers to Foreclosed Property	
RECREATION and CONSERVATION		NET DEBT	3,447,043	Balance December 31, 1992	44,395.00
Beaches and Boardwalks		ISSUED AND OUTSTANDING		PROPERTY ACQUIRED BY DEED OR	
Parks, Playgrounds, Shade Trees	9,400.00	School		FORECLOSURE	
Land Reclamation & Conservation	9,654.00	Self-Liquidating		Balance January 1, 1992	27,400.00
Other Recreational Services	3,000.00	Other	3,275,000.00	Transfers From Taxes or Liens	
EDUCATION (excluding schools)		Total	3,275,000.00	Sale for Cash (1992)	
Libraries	124,270.00	EQUALIZED VALUATION BASIS		Cancelled, Abated or Adjusted (1992)	
Other Educational Services		FOR NET DEBT COMPUTATION	374,690,254	Balance December 31, 1992	27,400.00
STATUTORY EXPENDITURES		REAL PROPERTY VALUATIONS		CURRENT FINANCES DECEMBER 31, 1992	
Pensions & F. L. C. A.	105,221.00	Code Class # of Parcels % VAL'N ASSESSED VALUATION		ASSETS	
Employee Fringe Benefits	293,776.00	1 Vacant Land 33 .17 394,500.00		Cash Dec. 31, 1992	1,083,750.00
Other Statutory Expenditures	100.00	2 Residential 2548 88.04 202,955,500.00		Taxes Receivable	260,101.00
CETA And Other Public Employment Programs		3 Farm 4a Commercial 110 10.31 23,763,706.00		Tax Title Liens	44,395.00
MUNICIPAL FUNCTIONS TOTAL	3,347,700.00	4b Industrial 3 .21 479,500.00		Foreclosed Property	27,400.00
CAPITAL IMPROVEMENTS *MEMO*	26,200.00	4c Apartments 12 1.27 2,921,700.00		Emergencies & Other Deferred Charges	7,200.00
DEBT SERVICE		Total 2706 230,513,906.00		State and Federal Aid Receivable	17,739.00
Principal Payments	295,000.00	Land Area 1.58 Sq. Miles		Other Receivables	36,872.00
Interest Payments	187,941.00	Net Valuation Taxable-Municipal	231,307,639	Total	1,477,457.00
DEFERRED CHARGES	5,265.00	Net Valuation Taxable-County	376,139,099	LIABILITIES, RESERVES, AND SURPLUS	
SCHOOL, COUNTY, SPECIAL DISTRICT TAXES	7,704,022.00	State Equalized Valuation	378,066,952	Cash Liabilities	607,106.00
RESERVE FOR UNCOLLECTED TAXES	310,732.00	State Equalization Ratio	61.10	Reserves for Receivables	368,768.00
EXPENDITURES TOTAL	11,850,660.00			Surplus Dec. 31, 1992	501,583.00
				Total	1,477,457.00

0417

Population 1980 12,337
 Population 1990 11,628
 S & P Rating
 Moody Rating

General Tax Rate Per \$100. 5.02
 State Equalized Tax Rate 2.43

HADDONFIELD BORO. - CAMDEN COUNTY

Form of Government:
 Commission (1911)

Number of Members on Governing Body - 3

PER CAPITA:
 Gross Debt 804.58
 Net Debt 145.83
 Debt Service 39.65
 Total Tax Levy 1,947.89
 Municipal Expenditures 597.80

PER CENT:
 Gross Debt 1.01
 Net Debt .18
 Tax Levy Collected 97.13
 Tax Levy Cancelled, Abated or Adjusted .32

EXPENDITURES		REVENUES-REALIZED		1992 PROPERTY TAX	
GENERAL GOVERNMENT				STATE EQUALIZED TAX RATE	
Governing Body & Public Boards		1992 Property Taxes Collected	22,000,289.63	Local District School Taxes	1.36 12,638,230.00
Municipal Clerk		1992 Payments in Lieu of Taxes		Regional & Consolidated School Tax	
Financial Administration	250,395.19	Delinquent Tax & Lien Collections	374,721.62	School Taxes in Municipal Budget	
Assessment of Taxes	36,633.42	Business Personalty Replacement Taxes	109,677.92	County Taxes	.81 7,509,509.08
Collection of Taxes	51,870.29	Taxes from Public Utilities	685,557.44	County Library Taxes	
Planning, Housing & Development	38,477.40	Other Miscellaneous Tax Revenues		Local Municipal Purpose Taxes	.26 2,374,778.58
Human Resources	68,316.00	State Aid Revenues	572,474.01	Veteran & Senior Citizen Taxes	
Elections	10,000.00	Federal Aid Revenues		Total Taxes for Rate Computation	2.43 22,612,317.66
General Administration (other)	302,601.06	State and Local Fiscal Assistance Act Utilized		Special District Taxes	
JUDICIARY		Sale of Acquired Property		Bank Corp. Taxes	
Municipal Courts	75,734.35	Other Miscellaneous Revenues	870,877.92	Added and Omitted Taxes	127,501.80
PUBLIC SAFETY		Total	24,613,593.59	Total Taxes Levied - ABSTRACT	22,650,019.46
Fire Protection	314,048.44	Prior Years Surplus Appropriated	2,783,000.00	Total Taxes Billed	22,650,019.46
Police Protection	1,326,499.03	REVENUES TOTAL	27,396,598.59	1992 TAXES COLLECTED	22,000,289.68
Civil Defense & Disaster Control	68.15	Reserve For Uncollected Taxes	887,629.69	1992 Taxes Cancelled, Abated or Adjusted	72,702.45
Environmental Inspection & Control	82,795.19	CAPITAL OUTLAY TOTAL	902,547.99	Transfer to Tax Title Liens or Foreclosed	476.81
Other Public Safety				Balance Outstanding Dec. 31, 1992	576,550.52
PUBLIC WORKS		Public Enterprises	262,866.43	PRIOR YEARS TAXES OUTSTANDING	
Streets and Drainage	285,388.83	Recreation-Culture	37,222.22	Balace January 1, 1992	549,936.83
Sewers and Sewage Processing		Public Works	316,775.05	Collected in 1992	374,721.62
Garbage and Trash Disposal	1,008,985.06	Buildings and Grounds	285,684.29	Cancelled, Abated or Adjusted 1992	5,663.25
Public Buildings and Grounds	234,018.01	Library and Education		Transfers to Tax Title Liens or Foreclosed	260.70
Other Public Works	3,856.00	Conservation		Balace December 31, 1992	169,291.26
HEALTH and WELFARE		All Other		TAX TITLE LIENS OUTSTANDING	
Health Services Except Environmental	58,998.91	CAPITAL DEBT AUTHORIZED, DECEMBER 31, 1992		Balace January 1, 1992	3,201.89
Welfare-Public Assistance	3,202.49	ISSUED AND UNISSUED		Transfer From Taxes	784.71
Hospital, Clinics, First Aid		School	6,817,000	Redeemed in 1992	
Animal, Insect, & Rodent Control		Self-Liquidating	1,162,780	Cancelled, Abated or Adjusted (1992)	
Other Welfare Services		Other	1,375,909	Transfers to Foreclosed Property	
RECREATION and CONSERVATION		Total	9,355,689	Balace December 31, 1992	3,986.60
Beaches and Boardwalks		ISSUED AND OUTSTANDING		PROPERTY ACQUIRED BY DEED OR FORECLOSURE	
Parks, Playgrounds, Shade Trees	127,636.51	School	6,817,000.00	Balace January 1, 1992	24,300.00
Land Reclamation & Conservation	488.08	Self-Liquidating	1,162,780.00	Transfers From Taxes or Liens	
Other Recreational Services	55,685.59	Other	1,375,909.90	Sale for Cash (1992)	
EDUCATION (excluding schools)		Total	9,355,689.90	Cancelled, Abated or Adjusted (1992)	
Libraries	443,910.00	EQUALIZED VALUATION BASIS		Balace December 31, 1992	24,300.00
Other Educational Services	13,500.00	FOR NET DEBT COMPUTATION	923,810,885	CURRENT FINANCES DECEMBER 31, 1992	
STATUTORY EXPENDITURES		REAL PROPERTY VALUATIONS		ASSETS	
Pensions & F. I. C. A.	344,855.31	Code Class # of Parcels % VAL'N		Cash Dec. 31, 1992	7,138,604.33
Employee Fringe Benefits	464,000.00	1 Vacant Land 84 .44		Taxes Receivable	745,841.78
Other Statutory Expenditures		2 Residential 4040 86.54		Tax Title Liens	3,986.60
CETA And Other Public Employment Programs		3 Farm		Foreclosed Property	24,300.00
MUNICIPAL FUNCTIONS TOTAL	5,602,013.31	4a Commercial 266 12.10		Emergencies & Other Deferred Charges	674.18
CAPITAL IMPROVEMENTS *MEMO*	80,000.00	4b Industrial		State and Federal Aid Receivable	228,686.05
DEBT SERVICE		4c Apartments 12 .82		Other Receivables	4,938,285.25
Principal Payments	383,549.90	Total 4402		Total	13,080,378.19
Interest Payments	77,458.12	Land Area 2.78 Sq. Miles		LIABILITIES, RESERVES, AND SURPLUS	
DEFERRED CHARGES	511.48	Net Valuation Taxable-Municipal	448,897,183	Cash Liabilities	3,973,840.02
SCHOOL, COUNTY, SPECIAL DISTRICT TAXES	20,147,739.03	Net Valuation Taxable-County	936,337,133	Reserves for Receivables	5,712,413.63
RESERVE FOR UNCOLLECTED TAXES	887,629.69	State Equalized Valuation	921,531,467	Surplus Dec. 31, 1992	3,394,124.54
EXPENDITURES TOTAL	27,098,901.58	State Equalization Ratio	63.34	Total	13,080,378.19

0316

Population 1980 3,236
 Population 1990 3,249
 S & P Rating
 Moody Rating

General Tax Rate Per \$100. 2.21
 State Equalized Tax Rate 2.11

HAINESPORT TWP. - BURLINGTON CO.
 Form of Government:
Township Committee
 Number of Members on Governing Body - 3

PER CAPITA: PER CENT.
 Gross Debt 227.37 Gross Debt .37
 Net Debt 118.73 Net Debt .19
 Debt Service 95.33 Tax Levy Collected 91.87
 Total Tax Levy 1,365.18 Tax Levy Cancelled, Abated or Adjusted .65
 Municipal Expenditures 602.39

EXPENDITURES		REVENUES-REALIZED		1992 PROPERTY TAX	
GENERAL GOVERNMENT		REVENUES-REALIZED		STATE EQUALIZED TAX RATE	
Governing Body & Public Boards		1992 Property Taxes Collected	4,074,949.80	Local District School Taxes	.87 1,776,606.00
Municipal Clerk		1992 Payments in Lieu of Taxes		Regional & Consolidated School Tax	.35 718,709.27
Financial Administration	64,000.00	Delinquent Tax & Lien Collections	420,930.29	School Taxes in Municipal Budget	
Assessment of Taxes	54,400.00	Business Personally Replacement Taxes	54,573.00	County Taxes	.55 1,122,241.05
Collection of Taxes	1,000.00	Taxes from Public Utilities	284,260.00	County Library Taxes	.03 69,284.53
Planning, Housing & Development	22,700.00	Other Miscellaneous Tax Revenues		Local Municipal Purpose Taxes	.31 634,400.00
Human Resources	5,776.00	State Aid Revenues	159,847.70	Veteran & Senior Citizen Taxes	
Elections	2,200.00	Federal Aid Revenues		Total Taxes for Rate Computation	2.11 4,364,290.85
General Administration (other)	281,300.00	State and Local Fiscal Assistance Act Utilized		Special District Taxes	
JUDICIARY		State of Acquired Property	1,000.00	Bank Corp. Taxes	
Municipal Courts	38,500.00	Other Miscellaneous Revenues	304,296.02	Added and Omitted Taxes	
PUBLIC SAFETY		Total	5,299,856.81	Total Taxes Levied - ABSTRACT	4,435,472.43
Fire Protection	87,624.40	Prior Years Surplus Appropriated	275,000.00	Total Taxes Billed	4,435,595.04
Police Protection	36,033.62	REVENUES TOTAL	5,574,856.81	1992 TAXES COLLECTED	4,074,949.80
Civil Defense & Disaster Control	500.00	Reserve For Uncollected Taxes	524,700.90	1992 Taxes Cancelled, Abated or Adjusted	28,719.85
Environmental Inspection & Control	50,696.00	CAPITAL OUTLAY	TOTAL	Transfer to Tax Title Liens or Foreclosed	2,683.36
Other Public Safety			175,779.75	Balance Outstanding Dec. 31, 1992	329,232.03
PUBLIC WORKS		Public Enterprises		PRIOR YEARS TAXES OUTSTANDING	
Streets and Drainage	137,000.00	Recreation-Culture		Balance January 1, 1992	427,595.92
Sewers and Sewage Processing	15,500.00	Public Works	14,171.68	Collected in 1992	420,930.29
Garbage and Trash Disposal	142,000.00	Buildings and Grounds	161,608.07	Cancelled, Abated or Adjusted 1992	5,554.46
Public Buildings and Grounds	24,800.00	Library and Education		Transfers to Tax Title Liens or Foreclosed	
Other Public Works	10,000.00	Conservation		Balance December 31, 1992	1,111.17
HEALTH and WELFARE		All Other		TAX TITLE LIENS OUTSTANDING	
Health Services Except Environmental	1,225.00	CAPITAL DEBT AUTHORIZED, DECEMBER 31, 1992		Balance January 1, 1992	11,261.63
Welfare-Public Assistance	3,300.00	ISSUED AND UNISSUED	GROSS DEBT	Transfer From Taxes	2,683.36
Hospital, Clinics, First Aid		School	352,983	Redeemed in 1992	
Animal, Insect, & Rodent Control	1,000.00	Self-Liquidating		Cancelled, Abated or Adjusted (1992)	210.56
Other Welfare Services	1,200.00	Other	385,740	Transfers to Foreclosed Property	
RECREATION and CONSERVATION		Total	738,723	Balance December 31, 1992	13,734.43
Beaches and Boardwalks		ISSUED AND OUTSTANDING		PROPERTY ACQUIRED BY DEED OR FORECLOSURE	
Parks, Playgrounds, Shade Trees		School		Balance January 1, 1992	12,746.00
Land Reclamation & Conservation	10,912.08	Self-Liquidating		Transfers From Taxes or Liens	
Other Recreational Services		Other		Sale for Cash (1992)	1,000.00
EDUCATION (excluding schools)		Total	721,983.50	Cancelled, Abated or Adjusted (1992)	
Libraries		EQUALIZED VALUATION BASIS		Balance December 31, 1992	11,746.00
Other Educational Services		FOR NET DEBT COMPUTATION	198,212,654	CURRENT FINANCES DECEMBER 31, 1992	
STATUTORY EXPENDITURES		REAL PROPERTY VALUATIONS		ASSETS	
Pensions & F. I. C. A.	50,000.00	Code Class # of Parcels % VAL'N	ASSESSED VALUATION	Cash Dec. 31, 1992	1,576,031.13
Employee Fringe Benefits	45,000.00	1 Vacant Land 277 5.06	9,793,300.00	Taxes Receivable	330,343.20
Other Statutory Expenditures	30,000.00	2 Residential 1111 65.33	125,441,800.00	Tax Title Liens	13,734.43
CETA And Other Public Employment Programs		3 Farm 74 2.49	4,814,400.00	Foreclosed Property	11,746.00
MUNICIPAL FUNCTIONS TOTAL	1,115,667.10	4a Commercial 87 13.46	25,045,300.00	Emergencies & Other Deferred Charges	6,080.00
CAPITAL IMPROVEMENTS *MEMO*		4b Industrial 31 13.50	26,134,200.00	State and Federal Aid Receivable	1.00
DEBT SERVICE		4c Apartments 2 .16	305,000.00	Other Receivables	61,361.41
Principal Payments	271,407.00	Total	193,534,500.00	Total	1,999,297.17
Interest Payments	38,320.18	Land Area 6.58 Sq. Miles		LIABILITIES, RESERVES, AND SURPLUS	
DEFERRED CHARGES	6,080.00	Net Valuation Taxable-Municipal	195,133,086	Cash Liabilities	412,657.35
SCHOOL, COUNTY, SPECIAL DISTRICT TAXES	3,636,840.85	Net Valuation Taxable-County	206,945,710	Reserves for Receivables	399,541.62
RESERVE FOR UNCOLLECTED TAXES	524,700.90	State Equalized Valuation	204,090,532	Surplus Dec. 31, 1992	1,197,098.27
EXPENDITURES TOTAL	5,644,015.03	State Equalization Ratio	95.60	Total	1,999,297.17

1603

Population 1980 6,607
 Population 1990 6,951
 S & P Rating
 Moody Rating A

General Tax Rate Per \$100. 2.24
 State Equalized Tax Rate 2.24

HALEDON BOROUGH - PASSAIC COUNTY

Form of Government:
 Borough Council

Number of Members on Governing Body - 6

PER CAPITA: Gross Debt 881.11 Gross Debt 1.32
 Net Debt 415.60 Net Debt .86
 Debt Service 32.57 Tax Levy Collected 96.82
 Total Tax Levy 1,096.94 Tax Levy Cancelled, Abated or Adjusted .22
 Municipal Expenditures 636.05

EXPENDITURES		REVENUES-REALIZED		1992 PROPERTY TAX	
GENERAL GOVERNMENT		1992 Property Taxes Collected 7,395,173.54		STATE EQUALIZED TAX RATE	
Governing Body & Public Boards		1992 Payments in Lieu of Taxes		Local District School Taxes	.74 2,532,113.17
Municipal Clerk		Delinquent Tax & Lien Collections	226,257.26	Regional & Consolidated School Tax	.33 1,118,527.89
Financial Administration	67,026.03	Business Personalty Replacement Taxes	76,347.64	School Taxes in Municipal Budget	
Assessment of Taxes	18,416.00	Taxes from Public Utilities	389,879.25	County Taxes	.49 1,686,728.01
Collection of Taxes	53,581.00	Other Miscellaneous Tax Revenues		County Library Taxes	
Planning, Housing & Development	22,482.35	State Aid Revenues	383,003.60	Local Municipal Purpose Taxes	.67 2,283,700.00
Human Resources	65,358.75	Federal Aid Revenues		Veteran & Senior Citizen Taxes	62,900.00
Elections	4,700.00	State and Local Fiscal Assistance Act Utilized		Total Taxes for Rate Computation	2.23 7,693,969.07
General Administration (other)	486,108.99	Sale of Acquired Property		Special District Taxes	
JUDICIARY		Other Miscellaneous Revenues	583,838.38	Bank Corp. Taxes	
Municipal Courts	105,007.55	Total	9,054,498.67	Added and Omitted Taxes	3,764.48
PUBLIC SAFETY		Prior Years Surplus Appropriated	850,000.00	Total Taxes Levied - ABSTRACT	7,624,833.55
Fire Protection	122,417.45	REVENUES TOTAL	9,904,498.67	Total Taxes Billed	7,637,829.27
Police Protection	921,011.00	Reserve For Uncollected Taxes	487,321.00	1992 TAXES COLLECTED	7,395,173.54
Civil Defense & Disaster Control	2,000.00	CAPITAL OUTLAY TOTAL	781,502.49	1992 Taxes Cancelled, Abated or Adjusted	16,947.64
Environmental Inspection & Control	32,535.00	Public Enterprises	501,192.59	Transfer to Tax Title Liens or Foreclosed	
Other Public Safety		Recreation-Culture		Balance Outstanding Dec. 31, 1992	225,708.09
PUBLIC WORKS		Public Works	67,146.67	PRIOR YEARS TAXES OUTSTANDING	
Streets and Drainage	207,303.00	Buildings and Grounds	213,163.23	Balance January 1, 1992	225,398.74
Sewers and Sewage Processing	445,000.00	Library and Education		Collected in 1992	225,398.74
Garbage and Trash Disposal	462,942.00	Conservation		Cancelled, Abated or Adjusted 1992	
Public Buildings and Grounds	121,546.00	All Other		Transfers to Tax Title Liens or Foreclosed	
Other Public Works	30,000.00	CAPITAL DEBT AUTHORIZED, DECEMBER 31, 1992		Balance December 31, 1992	
HEALTH and WELFARE		ISSUED AND UNISSUED		TAX TITLE LIENS OUTSTANDING	
Health Services Except Environmental	22,535.18	School	3,235,735	Balance January 1, 1992	858.52
Welfare-Public Assistance	11,193.00	Self-Liquidating	1,290,329	Transfer From Taxes	
Hospital, Clinics, First Aid		Other	1,598,500	Redeemed in 1992	858.52
Animal, Insect, & Rodent Control		Total	6,124,564	Cancelled, Abated or Adjusted (1992)	
Other Welfare Services		ISSUED AND OUTSTANDING		Transfers to Foreclosed Property	
RECREATION and CONSERVATION		School	485,735.19	Balance December 31, 1992	
Beaches and Boardwalks		Self-Liquidating	1,005,329.76	PROPERTY ACQUIRED BY DEED OR FORECLOSURE	
Parks, Playgrounds, Shade Trees		Other	1,266,000.00	Balance January 1, 1992	9,975.00
Land Reclamation & Conservation	35,534.00	Total	2,757,064.95	Transfers From Taxes or Liens	
Other Recreational Services	27,184.00	EQUALIZED VALUATION BASIS FOR NET DEBT COMPUTATION	336,269,325	Sale for Cash (1992)	
EDUCATION (excluding schools)		REAL PROPERTY VALUATIONS		Cancelled, Abated or Adjusted (1992)	
Libraries	114,300.00	Code Class # of Parcels % VAL'N ASSESSED VALUATION		Balance December 31, 1992	9,975.00
Other Educational Services		1 Vacant Land 92 1.46 6,809,800.00		CURRENT FINANCES DECEMBER 31, 1992	
STATUTORY EXPENDITURES		2 Residential 1601 78.82 260,461,200.00		ASSETS	
Pensions & F. L. C. A.	60,000.00	3 Farm		Cash Dec. 31, 1992	2,124,629.49
Employee Fringe Benefits	250,000.00	4a Commercial 126 11.03 36,446,700.00		Taxes Receivable	225,708.09
Other Statutory Expenditures	12,000.00	4b Industrial 26 6.00 19,814,100.00		Tax Title Liens	
CETA And Other Public Employment Programs		4c Apartments 9 2.69 9,900,000.00		Foreclosed Property	9,975.00
MUNICIPAL FUNCTIONS TOTAL	3,701,186.30	Total 1854 330,431,800.00		Emergencies & Other Deferred Charges	
CAPITAL IMPROVEMENTS *MEMO*	50,000.00	Land Area 1.30 Sq. Miles		State and Federal Aid Receivable	8,146.00
DEBT SERVICE		Net Valuation Taxable-Municipal	340,806,464	Other Receivables	114,602.87
Principal Payments	146,000.00	Net Valuation Taxable-County	346,492,844	Total	2,483,061.45
Interest Payments	30,424.50	State Equalized Valuation	340,839,510	LIABILITIES, RESERVES, AND SURPLUS	
DEFERRED CHARGES	6,213.94	State Equalization Ratio	99.99	Cash Liabilities	488,300.03
SCHOOL, COUNTY, SPECIAL DISTRICT TAXES	5,337,369.07			Reserves for Receivables	350,285.96
RESERVE FOR UNCOLLECTED TAXES	487,321.00			Surplus Dec. 31, 1992	1,644,475.46
EXPENDITURES TOTAL	9,758,519.81			Total	2,483,061.45

1999

Population 1980 1,832
 Population 1990 2,566
 S & P Rating
 Moody Rating 3AA1

General Tax Rate Per \$100. 2.19
 State Equalized Tax Rate 2.37

HAMBURG BOROUGH - SUSSEX COUNTY
 Form of Government:
Borough Council
 Number of Members on Governing Body - 6

PER CAPITA: PER CENT:
 Gross Debt 1,622.76 Gross Debt 3.07
 Net Debt 1,023.49 Net Debt 1.93
 Debt Service 9.91 Tax Levy Collected 90.79
 Total Tax Levy 1,185.55 Tax Levy Cancelled, Abated or Adjusted .05
 Municipal Expenditures 530.47

EXPENDITURES	REVENUES-REALIZED	1992 PROPERTY TAX STATE EQUALIZED TAX RATE
GENERAL GOVERNMENT		
Governing Body & Public Boards		
Municipal Clerk		
Financial Administration	23,500.00	
Assessment of Taxes	13,450.00	
Collection of Taxes	18,400.00	
Planning, Housing & Development	11,655.00	
Human Resources	54,931.50	
Elections	1,100.00	
General Administration (other)	213,000.00	
JUDICIARY		
Municipal Courts	53,000.00	
PUBLIC SAFETY		
Fire Protection	19,437.60	
Police Protection	302,950.00	
Civil Defense & Disaster Control	1,300.00	
Environmental Inspection & Control	18,375.00	
Other Public Safety		
PUBLIC WORKS		
Streets and Drainage	66,337.00	
Sewers and Sewage Processing	11,570.00	
Garbage and Trash Disposal		
Public Buildings and Grounds	27,001.00	
Other Public Works		
HEALTH and WELFARE		
Health Services Except Environmental	400.00	
Welfare-Public Assistance	1,076.00	
Hospital, Clinics, First Aid		
Animal, Insect, & Rodent Control	2.00	
Other Welfare Services		
RECREATION and CONSERVATION		
Beaches and Boardwalks		
Parks, Playgrounds, Shade Trees	5,500.00	
Land Reclamation & Conservation		
Other Recreational Services	551.00	
EDUCATION (excluding schools)		
Libraries		
Other Educational Services		
STATUTORY EXPENDITURES		
Pensions & F. L. C. A.	58,000.00	
Employee Fringe Benefits		
Other Statutory Expenditures		
CETA And Other Public Employment Programs		
MUNICIPAL FUNCTIONS TOTAL	901,566.19	
CAPITAL IMPROVEMENTS *MEMO*	5,000.00	
DEBT SERVICE		
Principal Payments		
Interest Payments	25,423.20	
DEFERRED CHARGES	9,950.00	
SCHOOL, COUNTY, SPECIAL DISTRICT TAXES	2,646,843.44	
RESERVE FOR UNCOLLECTED TAXES	424,235.86	
EXPENDITURES TOTAL	4,008,028.60	
	REVENUES	
	1992 Property Taxes Collected	2,765,586.37
	1992 Payments in Lieu of Taxes	
	Delinquent Tax & Lien Collections	340,344.04
	Business Personality Replacement Taxes	38,493.16
	Taxes from Public Utilities	124,367.74
	Other Miscellaneous Tax Revenues	
	State Aid Revenues	136,291.00
	Federal Aid Revenues	
	State and Local Fiscal Assistance Act Utilized	
	Sale of Acquired Property	
	Other Miscellaneous Revenues	209,342.41
	Total	3,614,424.72
	Prior Years Surplus Appropriated	225,000.00
	REVENUES TOTAL	3,839,424.72
	Reserve For Uncollected Taxes	424,235.86
	CAPITAL OUTLAY TOTAL	64,686.47
	Public Enterprises	61,960.27
	Recreation-Culture	
	Public Works	
	Buildings and Grounds	2,726.20
	Library and Education	
	Conservation	
	All Other	
	CAPITAL DEBT AUTHORIZED, DECEMBER 31, 1992	
	ISSUED AND UNISSUED	GROSS DEBT
	School	1,537,730
	Self-Liquidating	2,073,278
	Other	553,000
	Total	4,164,008
	ISSUED AND OUTSTANDING	NET DEBT
	School	1,537,730.50
	Self-Liquidating	2,060,000.00
	Other	553,000.00
	Total	4,150,730.50
	EQUALIZED VALUATION BASIS FOR NET DEBT COMPUTATION	135,739,918
	REAL PROPERTY VALUATIONS	
	Code Class # of Parcels % VAL'N	ASSESSED VALUATION
	1 Vacant Land 436 3.94	5,357,800.00
	2 Residential 951 77.04	104,737,400.00
	3 Farm 7 .26	344,100.00
	4a Commercial 58 15.63	21,247,300.00
	4b Industrial 4 2.83	3,845,400.00
	4c Apartments 1 .31	414,900.00
	Total 1457	135,946,900.00
	Land Area 1.20 Sq. Miles	
	Net Valuation Taxable-Municipal	136,349,142
	Net Valuation Taxable-County	131,227,496
	State Equalized Valuation	126,185,828
	State Equalization Ratio	108.08
	1992 TAXES COLLECTED	
	Local District School Taxes	1.02
	Regional & Consolidated School Tax	.60
	School Taxes in Municipal Budget	
	County Taxes	.45
	County Library Taxes	.03
	Local Municipal Purpose Taxes	.27
	Veteran & Senior Citizen Taxes	
	Total Taxes for Rate Computation	2.37
	Special District Taxes	
	Bank Corp. Taxes	
	Added and Omitted Taxes	60,203.37
	Total Taxes Levied - ABSTRACT	3,042,129.77
	Total Taxes Billed	3,046,249.58
	1992 TAXES COLLECTED	2,765,586.37
	1992 Taxes Cancelled, Abated or Adjusted	1,480.58
	Transfer to Tax Title Liens or Foreclosed	
	Balance Outstanding Dec. 31, 1992	279,192.63
	PRIOR YEARS TAXES OUTSTANDING	
	Balance January 1, 1992	501,981.47
	Collected in 1992	336,819.95
	Cancelled, Abated or Adjusted 1992	
	Transfers to Tax Title Liens or Foreclosed	
	Balance December 31, 1992	165,161.52
	TAX TITLE LIENS OUTSTANDING	
	Balance January 1, 1992	20,950.29
	Transfer From Taxes	
	Redeemed in 1992	3,524.09
	Cancelled, Abated or Adjusted (1992)	
	Transfers to Foreclosed Property	
	Balance December 31, 1992	17,426.20
	PROPERTY ACQUIRED BY DEED OR FORECLOSURE	
	Balance January 1, 1992	
	Transfers From Taxes or Liens	
	Sale for Cash (1992)	
	Cancelled, Abated or Adjusted (1992)	
	Balance December 31, 1992	
	CURRENT FINANCES DECEMBER 31, 1992	
	ASSETS	
	Cash Dec. 31, 1992	561,192.90
	Taxes Receivable	444,344.15
	Tax Title Liens	17,426.20
	Foreclosed Property	
	Emergencies & Other Deferred Charges	
	State and Federal Aid Receivable	8,076.39
	Other Receivables	22,765.71
	Total	1,053,805.35
	LIABILITIES, RESERVES, AND SURPLUS	
	Cash Liabilities	326,533.95
	Reserves for Receivables	484,536.06
	Surplus Dec. 31, 1992	242,735.34
	Total	1,053,805.35

*Includes County Health Service Taxes, County Vocational School Taxes, or County Open Space Tax. See Table 13.

0112

Population 1980 9,499
 Population 1990 16,012
 S & P Rating
 Moody Rating AAA

General Tax Rate Per \$100. 2.80
 State Equalized Tax Rate 1.99

HAMILTON TOWNSHIP - ATLANTIC CO.
 Form of Government:
Township Committee
 Number of Members on Governing Body - 5

PER CAPITA:
 Gross Debt 4,427.25
 Net Debt 1,569.03
 Debt Service 61.06
 Total Tax Levy 1,316.79
 Municipal Expenditures 641.04

PER CENT:
 Gross Debt 6.69
 Net Debt 2.37
 Tax Levy Collected 91.02
 Tax Levy Cancelled, Abated or Adjusted 1.24

EXPENDITURES		REVENUES-REALIZED		1992 PROPERTY TAX		
GENERAL GOVERNMENT		REVENUES-REALIZED		STATE EQUALIZED TAX RATE		
Governing Body & Public Boards	30,400.00	1992 Property Taxes Collected	20,291,865.99	Local District School Taxes	.83 8,698,997.00	
Municipal Clerk	127,245.00	1992 Payments in Lieu of Taxes	16,785.59	Regional & Consolidated School Tax	.51 5,296,337.06	
Financial Administration	106,330.00	Delinquent Tax & Lien Collections	1,308,418.19	School Taxes in Municipal Budget		
Assessment of Taxes	455,605.00	Business Personalty Replacement Taxes	149,576.72	County Taxes	.47 * 4,969,673.65	
Collection of Taxes	158,985.00	Taxes from Public Utilities	2,494,500.00	County Library Taxes	.03 366,444.87	
Planning, Housing & Development	200,850.00	Other Miscellaneous Tax Revenues		Local Municipal Purpose Taxes	.15 1,534,021.49	
Human Resources	111,102.80	State Aid Revenues	635,421.42	Veteran & Senior Citizen Taxes		
Elections		Federal Aid Revenues		Total Taxes for Rate Computation	1.99 20,995,824.07	
General Administration (other)	1,192,489.00	State and Local Fiscal Assistance Act Utilized		Special District Taxes		
JUDICIARY		Sale of Acquired Property	729,000.00	Bank Corp. Taxes		
Municipal Courts	356,900.00	Other Miscellaneous Revenues	1,455,916.76	Added and Omitted Taxes	218,948.10	
PUBLIC SAFETY		Total	27,081,484.67	Total Taxes Levied - ABSTRACT	21,084,422.17	
Fire Protection	210,454.50	Prior Years Surplus Appropriated	3,101,577.53	Total Taxes Billed	22,294,502.51	
Police Protection	80,333.52	REVENUES TOTAL	30,193,062.20	1992 TAXES COLLECTED	20,291,865.99	
Civil Defense & Disaster Control		Reserve For Uncollected Taxes	2,343,437.45	1992 Taxes Cancelled, Abated or Adjusted	276,353.00	
Environmental Inspection & Control	136,500.00	CAPITAL OUTLAY TOTAL		Transfer to Tax Title Liens or Foreclosed	377,430.31	
Other Public Safety		Public Enterprises	5,876,180.06	Balance Outstanding Dec. 31, 1992	1,343,853.21	
PUBLIC WORKS		Recreation-Culture	26,495.75	PRIOR YEARS TAXES OUTSTANDING		
Streets and Drainage	2,922,683.00	Public Works	5,550,316.59	Balance January 1, 1992	1,230,357.08	
Sewers and Sewage Processing		Buildings and Grounds	299,367.72	Collected in 1992	892,514.12	
Garbage and Trash Disposal		Library and Education		Cancelled, Abated or Adjusted 1992	3,527.00	
Public Buildings and Grounds		Conservation		Transfers to Tax Title Liens or Foreclosed	325,273.73	
Other Public Works		All Other		Balance December 31, 1992	9,037.23	
HEALTH and WELFARE		CAPITAL DEBT AUTHORIZED, DECEMBER 31, 1992		TAX TITLE LIENS OUTSTANDING		
Health Services Except Environmental	675.00	ISSUED AND UNISSUED	GROSS DEBT	NET DEBT		
Welfare-Public Assistance	30,075.00	School	50,793,297	10,722,620		
Hospital, Clinics, First Aid		Self-Liquidating				
Animal, Insect, & Rodent Control	18,200.00	Other	20,095,750	14,400,750		
Other Welfare Services	47,910.00	Total	70,889,047	25,123,370		
RECREATION and CONSERVATION		ISSUED AND OUTSTANDING		PROPERTY ACQUIRED BY DEED OR FORECLOSURE		
Beaches and Boardwalks		School		43,506,053.44		
Parks, Playgrounds, Shade Trees		Self-Liquidating				
Land Reclamation & Conservation	1,665.00	Other		17,829,000.00		
Other Recreational Services	92,360.00	Total		61,335,053.44		
EDUCATION (excluding schools)		EQUALIZED VALUATION BASIS		CURRENT FINANCES DECEMBER 31, 1992		
Libraries		FOR NET DEBT COMPUTATION		ASSETS		
Other Educational Services	1,560.00	REAL PROPERTY VALUATIONS		Cash Dec. 31, 1992		
STATUTORY EXPENDITURES		Code	Class	# of Parcels	% VAL'N	ASSESSED VALUATION
Pensions & F. L. C. A.	256,915.00	1	Vacant Land	6863	9.53	71,096,300.00
Employee Fringe Benefits		2	Residential	6305	56.04	413,779,000.00
Other Statutory Expenditures		3	Form	319	1.38	10,203,550.00
CETA And Other Public Employment Programs		4a	Commercial	236	29.46	217,469,500.00
MUNICIPAL FUNCTIONS TOTAL	6,539,257.82	4b	Industrial	10	2.56	18,871,000.00
CAPITAL IMPROVEMENTS *MEMO*		4c	Apartments	8	.93	6,886,500.00
DEBT SERVICE		Total		13711		733,305,850.00
Principal Payments	632,490.00	Land Area 113.40 Sq. Miles				
Interest Payments	345,152.94	Net Valuation Taxable-Municipal		745,803,567		
DEFERRED CHARGES		Net Valuation Taxable-County		1,103,345,023		
SCHOOL, COUNTY, SPECIAL DISTRICT TAXES	404,010.89	State Equalized Valuation		1,044,152,940		
RESERVE FOR UNCOLLECTED TAXES	19,331,452.58	State Equalization Ratio		71.22		
EXPENDITURES TOTAL	29,595,811.68					

*Includes County Health Service Taxes, County Vocational School Taxes, or County Open Space Tax. See Table 13.

Population 1980 82,301
 Population 1990 86,553
 S & P Rating AAA
 Moody Rating AAA

General Tax Rate Per \$100. 7.02
 State Equalized Tax Rate 2.08

HAMILTON TOWNSHIP - MERCER COUNTY
 Form of Government:
 Mayor-Council Plan E (OMCL 50)
 Number of Members on Governing Body - 5

PER CAPITA: PER CENT:
 Gross Debt 1,363.36 Gross Debt 2.81
 Net Debt 741.18 Net Debt 1.53
 Debt Service 54.33 Tax Levy Collected 96.16
 Total Tax Levy 1,135.57 Tax Levy Cancelled, Abated
 Municipal Expenditures 595.19 or Adjusted .23

EXPENDITURES		REVENUES-REALIZED		1992 PROPERTY TAX	
GENERAL GOVERNMENT				STATE EQUALIZED TAX RATE _____	
Governing Body & Public Boards	312,829.00	1992 Property Taxes Collected	90,745,859.89	Local District School Taxes	1.19 52,488,884.00
Municipal Clerk	230,074.00	1992 Payments in Lieu of Taxes	141,580.00	Regional & Consolidated School Tax	
Financial Administration	924,418.00	Delinquent Tax & Lien Collections	4,134,826.66	School Taxes in Municipal Budget	
Assessment of Taxes	224,078.00	Business Personalty Replacement Taxes	977,727.70	County Taxes	.49 * 21,690,756.52
Collection of Taxes	388,582.00	Taxes from Public Utilities	15,036,713.00	County Library Taxes	
Planning, Housing & Development	275,895.00	Other Miscellaneous Tax Revenues		Local Municipal Purpose Taxes	.40 17,733,942.70
Human Resources	1,747,947.00	State Aid Revenues	6,346,712.22	Veteran & Senior Citizen Taxes	1,043,250.00
Elections		Federal Aid Revenues		Total Taxes for Rate Computation	2.08 92,956,833.22
General Administration (other)	4,261,221.00	State and Local Fiscal Assistance Act Utilized		Special District Taxes	6,373,115.33
JUDICIARY		Sale of Acquired Property		Bank Corp. Taxes	
Municipal Courts	993,500.00	Other Miscellaneous Revenues	4,940,987.62	Added and Omitted Taxes	
PUBLIC SAFETY		Total	122,324,407.09	Total Taxes Levied - ABSTRACT	98,286,698.55
Fire Protection	15,000.00	Prior Years Surplus Appropriated	3,000,000.00	Total Taxes Billed	94,368,968.75
Police Protection	8,610,323.00	REVENUES TOTAL	125,324,407.09	1992 TAXES COLLECTED	90,745,859.89
Civil Defense & Disaster Control	18,603.00	Reserve For Uncollected Taxes	3,800,000.00	1992 Taxes Cancelled, Abated or Adjusted	214,246.53
Environmental Inspection & Control		CAPITAL OUTLAY TOTAL	9,452,973.19	Transfer to Tax Title Liens or Foreclosed	101,293.41
Other Public Safety		Public Enterprises	5,756,742.80	Balance Outstanding Dec. 31, 1992	3,307,568.92
PUBLIC WORKS		Recreation-Culture		PRIOR YEARS TAXES OUTSTANDING	
Streets and Drainage	3,366,948.00	Public Works	3,076,583.92	Balance January 1, 1992	4,374,876.86
Sewers and Sewage Processing	436,187.00	Buildings and Grounds	619,646.47	Collected in 1992	4,006,041.89
Garbage and Trash Disposal	6,396,856.00	Library and Education		Cancelled, Abated or Adjusted 1992	126,269.66
Public Buildings and Grounds		Conservation		Transfers to Tax Title Liens or Foreclosed	33,073.53
Other Public Works	3,351,400.00	All Other		Balance December 31, 1992	209,491.79
HEALTH and WELFARE		CAPITAL DEBT AUTHORIZED, DECEMBER 31, 1992		TAX TITLE LIENS OUTSTANDING	
Health Services Except Environmental	1,594,510.35	ISSUED AND UNISSUED		Balance January 1, 1992	528,371.76
Welfare-Public Assistance	261,138.00	School	607,000	Transfer From Taxes	150,724.69
Hospital, Clinics, First Aid		Self-Liquidating	34,173,513	Redeemed in 1992	127,453.58
Animal, Insect, & Rodent Control		Other	83,222,609	Cancelled, Abated or Adjusted (1992)	
Other Welfare Services		Total	118,003,123	Transfers to Foreclosed Property	
RECREATION and CONSERVATION		ISSUED AND OUTSTANDING		Balance December 31, 1992	551,642.87
Beaches and Boardwalks		School	607,000.00	PROPERTY ACQUIRED BY DEED OR FORECLOSURE	
Parks, Playgrounds, Shade Trees	16,050.00	Self-Liquidating	29,325,000.00	Balance January 1, 1992	367,045.00
Land Reclamation & Conservation	1,060.00	Other	54,400,620.21	Transfers From Taxes or Liens	
Other Recreational Services	1,647,958.00	Total	84,332,620.21	Sale for Cash (1992)	
EDUCATION (excluding schools)		EQUALIZED VALUATION BASIS		Cancelled, Abated or Adjusted (1992)	
Libraries	1,631,182.00	FOR NET DEBT COMPUTATION	4,199,067,736	Balance December 31, 1992	367,045.00
Other Educational Services	9,000.00	REAL PROPERTY VALUATIONS		CURRENT FINANCES DECEMBER 31, 1992	
STATUTORY EXPENDITURES		Code Class # of Parcels % VAL'N ASSESSED VALUATION		ASSETS	
Pensions & F. L. C. A.	2,128,000.00	1 Vacant Land 1736 1.90 24,684,900.00		Cash Dec. 31, 1992	8,839,224.29
Employee Fringe Benefits	4,070,000.00	2 Residential 26201 75.67 981,066,750.00		Taxes Receivable	3,517,060.70
Other Statutory Expenditures		3 Farm 262 .50 6,471,050.00		Tax Title Liens	551,642.87
CETA And Other Public Employment Programs		4a Commercial 1178 14.32 185,642,800.00		Foreclosed Property	367,045.00
MUNICIPAL FUNCTIONS TOTAL	42,912,759.35	4b Industrial 73 3.73 48,367,750.00		Emergencies & Other Deferred Charges	
CAPITAL IMPROVEMENTS *MEMO*	240,000.00	4c Apartments 54 3.87 50,189,650.00		State and Federal Aid Receivable	206,692.65
DEBT SERVICE		Total 29501 1,295,422,900.00		Other Receivables	182,517.74
Principal Payments	2,645,107.72	Land Area 39.38 Sq. Miles		Total	13,664,183.25
Interest Payments	2,056,523.42	Net Valuation Taxable-Municipal	1,310,629,495	LIABILITIES, RESERVES, AND SURPLUS	
DEFERRED CHARGES	100,000.00	Net Valuation Taxable-County	4,237,671,585	Cash Liabilities	5,283,606.17
SCHOOL, COUNTY, SPECIAL DISTRICT TAXES	80,552,755.85	State Equalized Valuation	4,391,056,359	Reserves for Receivables	4,618,266.31
RESERVE FOR UNCOLLECTED TAXES	3,800,000.00	State Equalization Ratio	29.62	Surplus Dec. 31, 1992	3,762,310.77
EXPENDITURES TOTAL	132,069,146.34			Total	13,664,183.25

*Includes County Health Service Taxes, County Vocational School Taxes, or County Open Space Tax. See Table 13.

0113

Population 1980 12,298
 Population 1990 12,208
 S & P Rating 988+
 Moody Rating BAA1

General Tax Rate Per \$100. 2.86
 State Equalized Tax Rate 2.16

HAMMONTON TOWN - ATLANTIC COUNTY

Form of Government:

Special Charter (P.L. 1866 c. 85)

Number of Members on Governing Body - 7

PER CAPITA:

Grass Debt 3,312.50
 Net Debt 1,027.37
 Debt Service 52.77
 Total Tax Levy 1,047.29
 Municipal Expenditures 523.71

PER CENT:

Grass Debt 7.24
 Net Debt 2.24
 Tax Levy Collected 90.17
 Tax Levy Cancelled, Abated or Adjusted .97

EXPENDITURES		REVENUES-REALIZED		1992 PROPERTY TAX		
GENERAL GOVERNMENT				STATE EQUALIZED TAX RATE 1.19		
Governing Body & Public Boards		1992 Property Taxes Collected	11,529,298.09	Local District School Taxes	6,947,225.00	
Municipal Clerk		1992 Payments in Lieu of Taxes	8,951.42	Regional & Consolidated School Tax		
Financial Administration	102,624.88	Delinquent Tax & Lien Collections	766,096.72	School Taxes in Municipal Budget		
Assessment of Taxes	50,500.00	Business Personalty Replacement Taxes	199,075.80	County Taxes	.48 *	
Collection of Taxes	12,300.00	Taxes from Public Utilities	776,543.00	Local Library Taxes	.03	
Planning, Housing & Development	13,075.12	Other Miscellaneous Tax Revenues		County Municipal Purpose Taxes	.46	
Human Resources	89,178.99	State Aid Revenues	682,464.83	Veteron & Senior Citizen Taxes	169,300.00	
Elections	7,000.00	Federal Aid Revenues		Total Taxes for Rate Computation	2.16	
General Administration (other)	710,886.42	State and Local Fiscal Assistance Act Utilized		Special District Taxes		
JUDICIARY		Sale of Acquired Property		Bank Corp. Taxes		
Municipal Courts	126,423.93	Other Miscellaneous Revenues	836,225.35	Added and Omitted Taxes	143,326.44	
PUBLIC SAFETY		Total	14,798,655.21	Total Taxes Levied - ABSTRACT	12,785,362.70	
Fire Protection	158,071.30	Prior Years Surplus Appropriated	366,194.72	Total Taxes Billed	12,785,923.11	
Police Protection	1,325,733.90	REVENUES TOTAL	15,164,849.93	1992 TAXES COLLECTED	11,529,298.09	
Civil Defense & Disaster Control		Reserve For Uncollected Taxes	912,436.01	1992 Taxes Cancelled, Abated or Adjusted	123,895.11	
Environmental Inspection & Control		CAPITAL OUTLAY TOTAL		Transfer to Tax Title Liens or Foreclosed	143,320.76	
Other Public Safety		Public Enterprises	714,035.15	Balance Outstanding Dec. 31, 1992	989,409.15	
PUBLIC WORKS		Recreation-Culture		PRIOR YEARS TAXES OUTSTANDING		
Streets and Drainage	1,102,938.85	Public Works	573,089.54	Balance January 1, 1992	702,637.23	
Sewers and Sewage Processing		Buildings and Grounds	94,299.75	Collected in 1992	687,012.47	
Garbage and Trash Disposal		Library and Education		Cancelled, Abated or Adjusted 1992		
Public Buildings and Grounds	55,000.00	Conservation		Transfers to Tax Title Liens or Foreclosed		
Other Public Works		All Other		Balance December 31, 1992	15,624.76	
HEALTH and WELFARE		CAPITAL DEBT AUTHORIZED, DECEMBER 31, 1992		TAX TITLE LIENS OUTSTANDING		
Health Services Except Environmental	138.00	ISSUED AND UNISSUED		Balance January 1, 1992	453,850.95	
Welfare-Public Assistance	10,800.00	School	411,000	Transfer From Taxes	143,320.76	
Hospital, Clinics, First Aid		Self-Liquidating	34,972,763	Cancelled, Abated or Adjusted (1992)	79,084.25	
Animal, Insect, & Rodent Control	10,500.00	Other	5,055,198	Transfers to Foreclosed Property		
Other Welfare Services		Total	40,438,961	Balance December 31, 1992	523,087.46	
RECREATION and CONSERVATION		ISSUED AND OUTSTANDING		PROPERTY ACQUIRED BY DEED OR FORECLOSURE		
Beaches and Boardwalks	4,667.00	School	411,000.00	Balance January 1, 1992	12,281.00	
Parks, Playgrounds, Shade Trees	36,500.00	Self-Liquidating	6,699,223.92	Transfers From Taxes or Liens		
Land Reclamation & Conservation	34,604.49	Other	3,572,269.31	Sale for Cash (1992)		
Other Recreational Services	24,000.00	Total	10,682,493.23	Cancelled, Abated or Adjusted (1992)		
EDUCATION (excluding schools)		EQUALIZED VALUATION BASIS FOR NET DEBT COMPUTATION		CURRENT FINANCES DECEMBER 31, 1992		
Libraries		REAL PROPERTY VALUATIONS		ASSETS		
Other Educational Services		Code	Class	# of Parcels	% VAL'N	ASSESSED VALUATION
STATUTORY EXPENDITURES		1	Vacant Land	886	3.64	15,778,900.00
Pensions & F. L. C. A.	265,343.15	2	Residential	3610	63.18	273,810,300.00
Employee Fringe Benefits	498,743.50	3	Farm	679	4.36	21,060,700.00
Other Statutory Expenditures		4a	Commercial	350	18.58	80,536,800.00
CETA And Other Public Employment Programs		4b	Industrial	33	7.83	33,933,900.00
MUNICIPAL FUNCTIONS TOTAL		4c	Apartments	12	1.90	8,239,100.00
CAPITAL IMPROVEMENTS *MEMO*	132,602.58	Total		5570		433,359,700.00
DEBT SERVICE		Land Area 41.80 Sq. Miles		Net Valuation Taxable-Municipal		441,893,726
Principal Payments	497,135.02	Net Valuation Taxable-County		State Equalized Valuation		601,555,057
Interest Payments	269,104.50	State Equalized Valuation		State Equalization Ratio		75.62
DEFERRED CHARGES		SCHOOL, COUNTY, SPECIAL DISTRICT TAXES		REVEALS FOR RECEIVABLES		1,549,363.62
		RESERVE FOR UNCOLLECTED TAXES		Surplus Dec. 31, 1992		53,305.77
EXPENDITURES TOTAL		16,335,326.07		LIABILITIES, RESERVES, AND SURPLUS		
				Cash Liabilities		773,469.43
				Reserves for Receivables		1,549,363.62
				Total		2,376,138.82

Population 1980 1,514
 Population 1990 1,515
 S & P Rating
 Moody Rating

General Tax Rate Per \$100. 2.41
 State Equalized Tax Rate 2.13

HAMPTON BOROUGH - HUNTERDON CO.
 Form of Government:
Borough Council
 Number of Members on Governing Body - 6

PER CAPITA:
 Gross Debt 914.54
 Net Debt 82.77
 Debt Service 27.44
 Total Tax Levy 937.79
 Municipal Expenditures 633.73

PER CENT:
 Gross Debt 2.15
 Net Debt .19
 Tax Levy Collected 85.14
 Tax Levy Cancelled, Abated or Adjusted .12

EXPENDITURES		REVENUES-REALIZED		1992 PROPERTY TAX	
GENERAL GOVERNMENT		REVENUES-REALIZED		STATE EQUALIZED TAX RATE	
Governing Body & Public Boards		1992 Property Taxes Collected	1,211,145.95	Local District School Taxes	1.57
Municipal Clerk		1992 Payments in Lieu of Taxes		Regional & Consolidated School Tax	.32
Financial Administration	20,190.00	Delinquent Tax & Lien Collections	149,259.51	School Taxes in Municipal Budget	
Assessment of Taxes	5,980.00	Business Personalty Replacement Taxes	7,716.60	County Taxes	.28
Collection of Taxes	10,047.01	Taxes from Public Utilities	40,269.00	County Library Taxes	.02
Planning, Housing & Development	13,172.08	Other Miscellaneous Tax Revenues		Local Municipal Purpose Taxes	.42
Human Resources	35,717.75	State Aid Revenues	196,567.71	Veteran & Senior Citizen Taxes	
Elections		Federal Aid Revenues		Total Taxes for Rate Computation	2.11
General Administration (other)	132,990.34	State and Local Fiscal Assistance Act Utilized		Special District Taxes	
JUDICIARY		Sale of Acquired Property		Bank Corp. Taxes	
Municipal Courts	28,500.00	Other Miscellaneous Revenues	111,812.04	Added and Omitted Taxes	
PUBLIC SAFETY		Total	1,716,770.81	Total Taxes Levied - ABSTRACT	1,420,747.45
Fire Protection	22,642.30	Prior Years Surplus Appropriated	224,555.36	Total Taxes Billed	1,422,531.50
Police Protection	6,400.00	REVENUES TOTAL	1,941,327.17	1992 TAXES COLLECTED	1,211,145.95
Civil Defense & Disaster Control	1,500.00	Reserve for Uncollected Taxes	175,212.06	1992 Taxes Cancelled, Abated or Adjusted	1,684.59
Environmental Inspection & Control		CAPITAL OUTLAY TOTAL		Transfer to Tax Title Liens or Foreclosed	23,334.44
Other Public Safety			225,491.29	Balance Outstanding Dec. 31, 1992	196,366.52
PUBLIC WORKS		Public Enterprises		PRIOR YEARS TAXES OUTSTANDING	
Streets and Drainage	157,130.00	224,741.29		Balance January 1, 1992	
Sewers and Sewage Processing		Recreation-Culture		Collected in 1992	
Garbage and Trash Disposal	81,051.37	Public Works		Cancelled, Abated or Adjusted 1992	
Public Buildings and Grounds	34,415.00	Buildings and Grounds		Transfers to Tax Title Liens or Foreclosed	
Other Public Works	102,450.00	Library and Education		Balance December 31, 1992	
HEALTH and WELFARE		Conservation		TAX TITLE LIENS OUTSTANDING	
Health Services Except Environmental	4,320.00	All Other		Balance January 1, 1992	
Welfare-Public Assistance	2,430.00	CAPITAL DEBT AUTHORIZED, DECEMBER 31, 1992		Balance January 1, 1992	
Hospital, Clinics, First Aid	100.00	ISSUED AND UNISSUED		Transfer From Taxes	
Animal, Insect, & Rodent Control	1,674.00	GROSS DEBT		Redeemed in 1992	
Other Welfare Services		NET DEBT		Cancelled, Abated or Adjusted (1992)	
RECREATION and CONSERVATION		SCHOOL		Transfers to Foreclosed Property	
Beaches and Boardwalks		Self-Liquidating		Balance December 31, 1992	
Parks, Playgrounds, Shade Trees	6,200.00	Other		PROPERTY ACQUIRED BY DEED OR	
Land Reclamation & Conservation	2,800.00	Total		FORECLOSURE	
Other Recreational Services	9,450.00	ISSUED AND OUTSTANDING		Balance January 1, 1992	
EDUCATION (excloding schools)		SCHOOL		Transfers From Taxes or Liens	
Libraries		Self-Liquidating		Sale for Cash (1992)	
Other Educational Services	1,500.00	Other		Cancelled, Abated or Adjusted (1992)	
STATUTORY EXPENDITURES		Total		Balance December 31, 1992	
Pensions & F. L. C. A.	15,400.00	EQUALIZED VALUATION BASIS		CURRENT FINANCES DECEMBER 31, 1992	
Employee Fringe Benefits	24,000.00	FOR NET DEBT COMPUTATION		ASSETS	
Other Statutory Expenditures	750.00	REAL PROPERTY VALUATIONS		Cash Dec. 31, 1992	
CETA And Other Public Employment Programs		Code Class # of Parcels % VAL'N		Taxes Receivable	
MUNICIPAL FUNCTIONS TOTAL	720,849.85	ASSESSED VALUATION		Tax Title Liens	
CAPITAL IMPROVEMENTS *MEMO*	51,441.00	1 Vacant Land 62 3.82		Foreclosed Property	
DEBT SERVICE		2 Residential 413 82.80		Emergencies & Other Deferred Charges	
Principal Payments	29,800.00	3 Farm 25 3.09		State and Federal Aid Receivable	
Interest Payments	11,775.00	4a Commercial 13 4.96		Other Receivables	
		4b Industrial 2 .93		Total	
		4c Apartments 6 4.40		LIABILITIES, RESERVES, AND SURPLUS	
		Total 525		Cash Liabilities	
DEFERRED CHARGES	22,462.13	Land Area 1.40 Sq. Miles		Reserves for Receivables	
SCHOOL, COUNTY, SPECIAL DISTRICT TAXES	1,136,645.97	Net Valuation Taxable-Municipal		Surplus Dec. 31, 1992	
RESERVE FOR UNCOLLECTED TAXES	175,212.06	Net Valuation Taxable-County		Total	
EXPENDITURES TOTAL	2,095,745.01	State Equalized Valuation		1,258,927.37	
		State Equalization Ratio		83.20	

1910
 Population 1980 3,916
 Population 1990 4,438
 S & P Rating
 Moody Rating A

General Tax Rate Per \$100. 2.06
 State Equalized Tax Rate 2.11

HAMPTON TOWNSHIP - SUSSEX COUNTY
 Form of Government:
 Township Committee
 Number of Members on Governing Body - 5

PER CAPITA: Gross Debt 741.09 PER CENT: Gross Debt 1.04
 Net Debt 349.02 Net Debt .49
 Debt Service 50.14 Tax Levy Collected 92.35
 Total Tax Levy 1,477.72 Tax Levy Cancelled, Abated
 Municipal Expenditures 593.95 or Adjusted 1.33

EXPENDITURES		REVENUES-REALIZED		1992 PROPERTY TAX	
GENERAL GOVERNMENT		1992 Property Taxes Collected 6,067,156.49		STATE EQUALIZED TAX RATE	
Governing Body & Public Boards		1992 Payments in Lieu of Taxes		Local District School Taxes .77	2,375,674.00
Municipal Clerk	52,000.00	Delinquent Tax & Lien Collections 358,850.96		Regional & Consolidated School Tax .58	1,772,404.76
Financial Administration	46,500.00	Business Personality Replacement Taxes 46,064.36		School Taxes in Municipal Budget	
Assessment of Taxes	84,000.00	Taxes from Public Utilities 282,195.00		County Taxes .38 *	1,160,961.98
Collection of Taxes	50,000.00	Other Miscellaneous Tax Revenues		County Library Taxes .03	89,643.03
Planning, Housing & Development	7,637.00	State Aid Revenues 329,161.00		Local Municipal Purpose Taxes .36	1,098,375.00
Human Resources		Federal Aid Revenues		Veteran & Senior Citizen Taxes	36,850.00
Elections		State and Local Fiscal Assistance Act Utilized		Total Taxes for Rate Computation 2.12	6,533,908.77
General Administration (other)	195,500.00	Sale of Acquired Property		Special District Taxes	
JUDICIARY		Other Miscellaneous Revenues	349,112.25	Bank Corp. Taxes	
Municipal Courts	48,000.00	Total	7,432,518.06	Added and Omitted Taxes	61,046.52
PUBLIC SAFETY		Prior Years Surplus Appropriated	400,000.00	Total Taxes Levied - ABSTRACT	6,553,105.29
Fire Protection	116,300.00	REVENUES TOTAL	7,832,518.06	Total Taxes Billed	6,570,031.52
Police Protection	8,500.00	Reserve For Uncollected Taxes	615,011.00	1992 TAXES COLLECTED	6,067,154.49
Civil Defense & Disaster Control	4,700.00	CAPITAL OUTLAY TOTAL	4,424.30	1992 Taxes Cancelled, Abated or Adjusted	87,175.90
Environmental Inspection & Control	46,000.00	Public Enterprises		Transfer to Tax Title Liens or Foreclosed	64,000.31
Other Public Safety		Recreation-Culture		Balance Outstanding Dec. 31, 1992	351,700.82
PUBLIC WORKS		Public Works		PRIOR YEARS TAXES OUTSTANDING	
Streets and Drainage	418,270.00	Buildings and Grounds 4,424.30		Balance January 1, 1992	613,996.97
Sewers and Sewage Processing	1,539.00	Library and Education		Collected in 1992	335,615.76
Garbage and Trash Disposal	380,000.00	Conservation		Cancelled, Abated or Adjusted 1992	75,865.91
Public Buildings and Grounds	60,000.00	All Other		Transfers to Tax Title Liens or Foreclosed	49,112.53
Other Public Works		CAPITAL DEBT AUTHORIZED, DECEMBER 31, 1992		Balance December 31, 1992	153,402.77
HEALTH and WELFARE		ISSUED AND UNISSUED		TAX TITLE LIENS OUTSTANDING	
Health Services Except Environmental	7,300.00	School	1,740,000.00	Balance January 1, 1992	210,314.58
Welfare-Public Assistance	2,901.00	Self-Liquidating		Transfer From Taxes	119,294.95
Hospital, Clinics, First Aid	1.00	Other	1,548,967	Redeemed in 1992	23,235.20
Animal, Insect, & Rodent Control	1,202.00	Total	3,288,967	Cancelled, Abated or Adjusted (1992)	
Other Welfare Services		ISSUED AND OUTSTANDING		Transfers to Foreclosed Property	
RECREATION and CONSERVATION		School	1,740,000.00	Balance December 31, 1992	306,374.33
Beaches and Boardwalks		Self-Liquidating		PROPERTY ACQUIRED BY DEED OR FORECLOSURE	
Parks, Playgrounds, Shade Trees	3,250.00	Other	420,000.00	Balance January 1, 1992	294,250.00
Land Reclamation & Conservation	3,291.00	Total	2,160,000.00	Transfers From Taxes or Liens	
Other Recreational Services	9,017.50	EQUALIZED VALUATION BASIS FOR NET DEBT COMPUTATION	316,658,011	Sole for Cash (1992)	
EDUCATION (excluding schools)		REAL PROPERTY VALUATIONS		Cancelled, Abated or Adjusted (1992)	44,750.00
Libraries		Code Class # of Parcels % VAL'N ASSESSED VALUATION		Balance December 31, 1992	249,500.00
Other Educational Services		1 Vacant Land 1102 6.53 20,739,100.00		CURRENT FINANCES DECEMBER 31, 1992	
STATUTORY EXPENDITURES		2 Residential 1717 72.55 230,596,060.00		ASSETS	
Pensions & F. I. C. A.	52,000.00	3 Farm 331 6.35 20,186,597.00		Cash Dec. 31, 1992	1,484,730.11
Employee Fringe Benefits	75,000.00	4a Commercial 65 14.43 45,868,200.00		Taxes Receivable	505,103.59
Other Statutory Expenditures	1.00	4b Industrial 1 .14 435,000.00		Tax Title Liens	306,374.33
CETA And Other Public Employment Programs		4c Apartments		Foreclosed Property	249,500.00
MUNICIPAL FUNCTIONS TOTAL	1,669,959.50	Total	3215 317,824,897.00	Emergencies & Other Deferred Charges	28,000.00
CAPITAL IMPROVEMENTS *MEMO*	24,000.00	Land Area 24.95 Sq. Miles		State and Federal Aid Receivable	41,595.42
DEBT SERVICE		Net Valuation Taxable-Municipal	319,055,636	Other Receivables	5,106.35
Principal Payments	135,000.00	Net Valuation Taxable-County	320,330,568	Total	2,620,409.80
Interest Payments	37,518.00	State Equalized Valuation	308,021,517	LIABILITIES, RESERVES, AND SURPLUS	
DEFERRED CHARGES		State Equalization Ratio	103.63	Cash Liabilities	421,382.19
SCHOOL, COUNTY, SPECIAL DISTRICT TAXES	5,398,633.77			Reserves for Receivables	1,066,084.27
RESERVE FOR UNCOLLECTED TAXES	615,011.00			Surplus Dec. 31, 1992	1,132,943.36
EXPENDITURES TOTAL	8,034,172.27			Total	2,620,409.80

Population 1980 11,346
 Population 1990 11,538
 S & P Rating
 Moody Rating

General Tax Rate Per \$100. 2.69
 State Equalized Tax Rate 1.41

HANOVER TOWNSHIP - MORRIS COUNTY

Form of Government:

Township Committee

Number of Members on Governing Body - 5

PER CAPITA:

Gross Debt 565.63
 Net Debt 48.72
 Debt Service
 Total Tax Levy 2,342.50
 Municipal Expenditures 919.01

PER CENT:

Gross Debt .36
 Net Debt .03
 Tax Levy Collected 97.50
 Tax Levy Cancelled, Abated or Adjusted .47

EXPENDITURES	REVENUES-REALIZED	1992 PROPERTY TAX
GENERAL GOVERNMENT		STATE EQUALIZED TAX RATE
Governing Body & Public Boards	1992 Property Taxes Collected 26,389,451.73	Local District School Taxes .55 10,145,406.00
Municipal Clerk 93,030.00	1992 Payments in Lieu of Taxes	Regional & Consolidated School Tax .31 5,801,325.79
Financial Administration 27,515.00	Delinquent Tax & Lien Collections 605,845.09	School Taxes in Municipal Budget
Assessment of Taxes 74,275.00	Business Personalty Replacement Taxes 906,911.72	County Taxes .29 5,346,978.74
Collection of Taxes 74,275.00	Taxes from Public Utilities 1,456,833.00	County Library Taxes
Planning, Housing & Development 63,350.00	Other Miscellaneous Tax Revenues	Local Municipal Purpose Taxes .26 4,782,580.70
Human Resources 52,237.00	State Aid Revenues 434,983.85	Veteran & Senior Citizen Taxes 99,600.00
Elections	Federal Aid Revenues	Total Taxes for Rate Computation 1.41 26,175,891.23
General Administration (other) 1,281,650.00	State and Local Fiscal Assistance Act Utilized	Special District Taxes 811,000.00
JUDICIARY	Sale of Acquired Property	Bank Corp. Taxes
Municipal Courts 68,148.93	Other Miscellaneous Revenues 1,544,488.48	Added and Omitted Taxes 140,444.39
PUBLIC SAFETY	Total 31,338,513.87	Total Taxes Levied - ABSTRACT 27,027,735.62
Fire Protection 6,100.00	Prior Years Surplus Appropriated 2,711,000.00	Total Taxes Billed 27,067,110.99
Police Protection 1,677,317.70	REVENUES TOTAL 34,049,513.87	1992 TAXES COLLECTED 26,399,451.73
Civil Defense & Disaster Control 17,000.00	Reserve For Uncollected Taxes 2,039,348.70	1992 Taxes Cancelled, Abated or Adjusted 126,838.92
Environmental Inspection & Control 191,000.00	CAPITAL OUTLAY TOTAL 938,943.37	Transfer to Tax Title Liens or Foreclosed 95,014.49
Other Public Safety	Public Enterprises 94,846.80	Balance Outstanding Dec. 31, 1992 465,805.85
PUBLIC WORKS	Recreation-Culture 461,101.47	PRIOR YEARS TAXES OUTSTANDING
Streets and Drainage 1,865,900.00	Public Works 382,995.10	Balance January 1, 1992 676,096.64
Sewers and Sewage Processing 1,213,100.00	Buildings and Grounds	Collected in 1992 538,251.87
Garbage and Trash Disposal 213,400.00	Library and Education	Cancelled, Abated or Adjusted 1992 26,539.67
Public Buildings and Grounds	Conservation	Transfers to Tax Title Liens or Foreclosed 52,839.40
Other Public Works	All Other	Balance December 31, 1992 58,465.70
HEALTH and WELFARE	CAPITAL DEBT AUTHORIZED, DECEMBER 31, 1992	TAX TITLE LIENS OUTSTANDING
Health Services Except Environmental 168,100.00	ISSUED AND UNISSUED GROSS DEBT NET DEBT	Balance January 1, 1992 117,553.78
Welfare-Public Assistance 6,535.00	School 5,851,202	Transfer From Taxes 198,605.53
Hospital, Clinics, First Aid 9,350.00	Self-Liquidating 675,000 562,173	Redeemed in 1992 67,593.22
Animal, Insect, & Rodent Control	Other	Cancelled, Abated or Adjusted (1992)
Other Welfare Services	Total 6,526,202 562,173	Transfers to Foreclosed Property 5,552.33
RECREATION and CONSERVATION	ISSUED AND OUTSTANDING	Balance December 31, 1992 243,013.76
Beaches and Boardwalks 292,530.00	School 973,543.08	PROPERTY ACQUIRED BY DEED OR FORECLOSURE
Parks, Playgrounds, Shade Trees 54,834.22	Self-Liquidating 525,000.00	Balance January 1, 1992 97,972.67
Land Reclamation & Conservation 216,475.00	Other	Transfers From Taxes or Liens 5,552.33
Other Recreational Services	Total 1,498,643.08	Sale for Cash (1992) 35,000.00
EDUCATION (excluding schools)	EQUALIZED VALUATION BASIS FOR NET DEBT COMPUTATION 1,824,573.820	Cancelled, Abated or Adjusted (1992)
Libraries 140,000.00	REAL PROPERTY VALUATIONS	Balance December 31, 1992 68,525.00
Other Educational Services 4,500.00	Code Class # of Parcels % VAL'N ASSESSED VALUATION	CURRENT FINANCES DECEMBER 31, 1992
STATUTORY EXPENDITURES	1 Vacant Land 407 6.89 65,328,000.00	ASSETS
Pensions & F. L. C. A. 236,000.00	2 Residential 3721 43.92 416,709,150.00	Cash Dec. 31, 1992 7,633,993.88
Employee Fringe Benefits 600,750.00	3 Farm 2 7,600.00	Taxes Receivable 524,271.55
Other Statutory Expenditures	4a Commercial 180 22.10 209,654,300.00	Tax Title Liens 243,013.76
CETA And Other Public Employment Programs	4b Industrial 111 26.61 252,454,500.00	Foreclosed Property 68,525.00
MUNICIPAL FUNCTIONS TOTAL 8,564,167.85	4c Apartments 5 .49 4,613,400.00	Emergencies & Other Deferred Charges
CAPITAL IMPROVEMENTS *N.E.M.O.* 250,000.00	Total 4426 948,766,950.00	State and Federal Aid Receivable
DEBT SERVICE	Land Area 10.80 Sq. Miles	Other Receivables
Principal Payments	Net Valuation Taxable-Municipal 970,665,988	Total 8,469,804.19
Interest Payments	Net Valuation Taxable-County 1,853,656,595	LIABILITIES, RESERVES, AND SURPLUS
DEFERRED CHARGES	State Equalized Valuation 1,825,638,487	Cash Liabilities 3,204,949.71
SCHOOL, COUNTY, SPECIAL DISTRICT TAXES 22,104,713.53	State Equalization Ratio 52.60	Reserves for Receivables 835,810.31
RESERVE FOR UNCOLLECTED TAXES 2,039,348.70		Surplus Dec. 31, 1992 4,429,044.17
EXPENDITURES TOTAL 32,703,227.08		Total 8,469,804.19

1413

Population 1980 3,236
 Population 1990 3,640
 S & P Rating
 Moody Rating

General Tax Rate Per \$100. 1.18
 State Equalized Tax Rate .86

HARDING TOWNSHIP - MORRIS COUNTY
 Form of Government:
Township Committee
 Number of Members on Governing Body - 5

PER CAPITA: Gross Debt 1,323.21 PER CENT: Gross Debt .49
 Net Debt 1,323.21 Net Debt .49
 Debt Service 98.17 Tax Levy Collected 96.45
 Total Tax Levy 2,286.33 Tax Levy Cancelled, Abated
 Municipal Expenditures 925.24 or Adjusted .56

EXPENDITURES		REVENUES-REALIZED		1992 PROPERTY TAX	
GENERAL GOVERNMENT		REVENUES-REALIZED		STATE EQUALIZED TAX RATE _____	
Governing Body & Public Boards		1992 Property Taxes Collected	8,059,913.34	Local District School Taxes	.32 3,087,042.00
Municipal Clerk		1992 Payments in Lieu of Taxes	801.29	Regional & Consolidated School Tax	
Financial Administration	35,700.00	Delinquent Tax & Lien Collections	296,184.05	School Taxes in Municipal Budget	
Assessment of Taxes	49,395.00	Business Personalty Replacement Taxes	18,701.36	County Taxes	.30 2,851,415.19
Collection of Taxes	42,795.00	Taxes from Public Utilities	415,564.00	County Library Taxes	
Planning, Housing & Development	97,932.00	Other Miscellaneous Tax Revenues		Local Municipal Purpose Taxes	.24 2,326,215.55
Human Resources	61,927.98	State Aid Revenues	101,326.22	Veteran & Senior Citizen Taxes	17,050.00
Elections		Federal Aid Revenues		Total Taxes far Rate Computation	.86 8,281,722.73
General Administration (other)	396,578.00	State and Local Fiscal Assistance Act Utilized		Special District Taxes	
JUDICIARY		Sale of Acquired Property		Bank Corp. Taxes	
Municipal Courts	91,398.69	Other Miscellaneous Revenues	317,745.66	Added and Omitted Taxes	57,565.84
PUBLIC SAFETY		Total	9,210,235.92	Total Taxes Levied - ABSTRACT	8,322,238.57
Fire Protection	12,869.70	Prior Years Surplus Appropriated	450,000.00	Total Taxes Billed	8,356,255.97
Police Protection	826,396.14	REVENUES TOTAL	9,660,235.92	1992 TAXES COLLECTED	8,059,913.34
Civil Defense & Disaster Control	3,000.00	Reserve For Uncollected Taxes	504,795.45	1992 Taxes Cancelled, Abated or Adjusted	46,634.51
Environmental Inspection & Control	54,400.00	CAPITAL OUTLAY TOTAL	3,008,105.86	Transfer to Tax Title Liens or Foreclosed	5,890.56
Other Public Safety				Balance Outstanding Dec. 31, 1992	243,817.66
PUBLIC WORKS		Public Enterprises		PRIOR YEARS TAXES OUTSTANDING	
Streets and Drainage	148,000.00	Recreation-Culture		Balance January 1, 1992	349,761.90
Sewers and Sewage Processing	71,300.00	Public Works	2,966,898.99	Collected in 1992	296,184.05
Garbage and Trash Disposal	38,600.00	Buildings and Grounds	41,206.87	Cancelled, Abated or Adjusted 1992	47,746.08
Public Buildings and Grounds	77,900.00	Library and Education		Transfers to Tax Title Liens or Foreclosed	
Other Public Works		Conservation		Balance December 31, 1992	5,831.77
HEALTH and WELFARE		All Other		TAX TITLE LIENS OUTSTANDING	
Health Services Except Environmental	130,000.00			Balance January 1, 1992	30,898.20
Welfare-Public Assistance	1,000.00	CAPITAL DEBT AUTHORIZED, DECEMBER 31, 1992		Transfer From Taxes	5,890.56
Hospital, Clinics, First Aid		ISSUED AND UNISSUED		Redeemed in 1992	
Animal, Insect, & Rodent Control	4,000.00	School		Cancelled, Abated or Adjusted (1992)	
Other Welfare Services		Self-Liquidating		Transfers to Foreclosed Property	
RECREATION and CONSERVATION		Other	4,816,471	Balance December 31, 1992	36,788.76
Beaches and Boardwalks		Total	4,816,471	PROPERTY ACQUIRED BY DEED OR FORECLOSURE	
Parks, Playgrounds, Shade Trees				Balance January 1, 1992	
Land Reclamation & Conservation	9,740.39	ISSUED AND OUTSTANDING		Transfers From Taxes or Liens	
Other Recreational Services	11,800.00	School		Sale for Cash (1992)	
EDUCATION (excluding schools)		Self-Liquidating		Cancelled, Abated or Adjusted (1992)	
Libraries	18,000.00	Other	3,788,300.00	Balance December 31, 1992	
Other Educational Services	1,500.00	Total	3,788,300.00	CURRENT FINANCES DECEMBER 31, 1992	
STATUTORY EXPENDITURES		EQUALIZED VALUATION BASIS FOR NET DEBT COMPUTATION		ASSETS	
Pensions & F. L. C. A.	115,346.52	REAL PROPERTY VALUATIONS		Cash Dec. 31, 1992	1,254,484.69
Employee Fringe Benefits	202,500.00	<u>Code</u> <u>Class</u> <u># of Parcels</u> <u>% VAL'N</u> <u>ASSESSED VALUATION</u>		Taxes Receivable	249,649.23
Other Statutory Expenditures		1 Vacant Land 219 5.43 38,126,000.00		Tax Title Liens	36,788.76
CETA And Other Public Employment Programs		2 Residential 1300 82.58 579,628,400.00		Foreclosed Property	
MUNICIPAL FUNCTIONS TOTAL	2,502,079.42	3 Farm 181 5.43 38,077,969.00		Emergencies & Other Deferred Charges	
CAPITAL IMPROVEMENTS *MEMO*	22,000.00	4a Commercial 42 5.97 41,912,600.00		State and Federal Aid Receivable	1,253.55
DEBT SERVICE		4b Industrial 3 .60 4,187,100.00		Other Receivables	
Principal Payments	260,824.00	4c Apartments		Total	1,542,176.23
Interest Payments	96,505.73	Total 1745 701,932,069.00		LIABILITIES, RESERVES, AND SURPLUS	
DEFERRED CHARGES	3,664.26	Land Area 20.50 Sq. Miles		Cash Liabilities	479,208.76
SCHOOL COUNTY, SPECIAL DISTRICT TAXES	5,938,457.18	Net Valuation Taxable-Municipal	703,278,818	Reserves for Receivables	246,437.99
RESERVE FOR UNCOLLECTED TAXES	504,795.45	Net Valuation Taxable-County	977,716,888	Surplus Dec. 31, 1992	777,529.48
EXPENDITURES TOTAL	9,306,326.04	State Equalized Valuation	965,405,726	Total	1,542,176.23
		State Equalization Ratio	72.31		

2109
 Population 1980 947
 Population 1990 1,235
 S & P Rating 3B3+
 Moody Rating

General Tax Rate Per \$100. 1.84
 State Equalized Tax Rate 1.72

HARDWICK TOWNSHIP - WARREN CO.
 Form of Government:
Township Committee
 Number of Members on Governing Body - 3

PER CAPITA:
 Gross Debt 464.47
 Net Debt
 Debt Service 24.64
 Total Tax Levy 1,341.67
 Municipal Expenditures 476.56

PER CENT:
 Gross Debt .57
 Net Debt
 Tax Levy Collected 88.01
 Tax Levy Cancelled, Abated or Adjusted .33

EXPENDITURES	REVENUES-REALIZED	1992 PROPERTY TAX	
GENERAL GOVERNMENT		STATE EQUALIZED TAX RATE	
Governing Body & Public Boards		Local District School Taxes	35 340,000.00
Municipal Clerk		Regional & Consolidated School Tax	60 576,282.77
Financial Administration	18,049.00	School Taxes in Municipal Budget	
Assessment of Taxes	22,716.00	County Taxes	62 593,555.90
Collection of Taxes		County Library Taxes	05 49,903.67
Planning, Housing & Development	40,756.00	Local Municipal Purpose Taxes	09 85,000.00
Human Resources		Veteran & Senior Citizen Taxes	7,400.00
Elections		Total Taxes for Rate Computation	1.71 1,650,142.34
General Administration (other)	104,625.00	Special District Taxes	
JUDICIARY		Bank Corp. Taxes	
Municipal Courts	9,547.22	Added and Omitted Taxes	14,224.93
PUBLIC SAFETY		Total Taxes Levied - ABSTRACT	1,656,967.27
Fire Protection	5,355.00	Total Taxes Billed	1,662,744.43
Police Protection	6,350.00	1992 TAXES COLLECTED	1,463,403.71
Civil Defense & Disaster Control	200.00	1992 Taxes Cancelled, Abated or Adjusted	5,486.74
Environmental Inspection & Control	21,242.00	Transfer to Tax Title Liens or Foreclosed	34,384.03
Other Public Safety		Balance Outstanding Dec. 31, 1992	159,469.90
PUBLIC WORKS		PRIOR YEARS TAXES OUTSTANDING	
Streets and Drainage	111,920.78	Balance January 1, 1992	177,932.76
Sewers and Sewage Processing	500.00	Collected in 1992	146,792.88
Garbage and Trash Disposal	6,094.00	Cancelled, Abated or Adjusted 1992	2,793.54
Public Buildings and Grounds	2,150.00	Transfers to Tax Title Liens or Foreclosed	27,555.06
Other Public Works		Balance December 31, 1992	791.28
HEALTH and WELFARE		TAX TITLE LIENS OUTSTANDING	
Health Services Except Environmental	550.00	Balance January 1, 1992	6,441.26
Welfare-Public Assistance	500.00	Transfer From Taxes	40,460.06
Hospital, Clinics, First Aid		Redeemed in 1992	2,199.30
Animal, Insect, & Rodent Control	1,988.00	Cancelled, Abated or Adjusted (1992)	
Other Welfare Services		Transfers to Foreclosed Property	
RECREATION and CONSERVATION		Balance December 31, 1992	44,702.02
Beaches and Boardwalks		PROPERTY ACQUIRED BY DEED OR FORECLOSURE	
Parks, Playgrounds, Shade Trees		Balance January 1, 1992	
Land Reclamation & Conservation	700.00	Transfers From Taxes or Liens	
Other Recreational Services	600.00	Sale for Cash (1992)	
EDUCATION (excluding schools)		Cancelled, Abated or Adjusted (1992)	
Libraries	500.00	Balance December 31, 1992	
Other Educational Services		CURRENT FINANCES DECEMBER 31, 1992	
STATUTORY EXPENDITURES		ASSETS	
Pensions & F. I. C. A.	13,200.00	Cash Dec. 31, 1992	540,778.04
Employee Fringe Benefits	8,000.00	Taxes Receivable	160,261.18
Other Statutory Expenditures	900.00	Tax Title Liens	44,702.02
CETA And Other Public Employment Programs		Foreclosed Property	
MUNICIPAL FUNCTIONS		Emergencies & Other Deferred Charges	15,200.00
CAPITAL IMPROVEMENTS	53,000.00	State and Federal Aid Receivable	
DEBT SERVICE		Other Receivables	27,624.46
Principal Payments	29,000.00	Total	788,565.70
Interest Payments	1,429.81	LIABILITIES, RESERVES, AND SURPLUS	
DEFERRED CHARGES		Cash Liabilities	219,653.03
SCHOOL, COUNTY, SPECIAL DISTRICT TAXES	7,500.00	Reserves for Receivables	232,642.72
SCHOOL, COUNTY, SPECIAL DISTRICT TAXES	1,557,742.34	Surplus Dec. 31, 1992	336,269.90
RESERVE FOR UNCOLLECTED TAXES	201,875.00	Total	788,565.70
EXPENDITURES	TOTAL		
	2,170,990.15		

1911
 Population 1980 4,553
 Population 1990 5,275
 S & P Rating
 Moody Rating BAA1

General Tax Rate Per \$100. 4.48
 State Equalized Tax Rate 2.41

HARDYSTON TOWNSHIP - SUSSEX CO.
 Form of Government:
 Special Charter (P.L. 1985 c. 327)
 Number of Members on Governing Body - 3

PER CAPITA:
 Gross Debt 1,145.33 PER CENT:
 Net Debt 342.72 Gross Debt 1.71
 Debt Service 72.67 Net Debt .51
 Total Tax Levy 1,627.40 Tax Levy Collected 91.27
 Municipal Expenditures 800.83 Tax Levy Cancelled, Abated or Adjusted .21

EXPENDITURES		REVENUES-REALIZED		1992 PROPERTY TAX	
GENERAL GOVERNMENT		REVENUES		STATE EQUALIZED TAX RATE	
Governing Body & Public Boards		1992 Property Taxes Collected	7,835,971.23	Local District School Taxes	.32 2,888,178.00
Municipal Clerk		1992 Payments in Lieu of Taxes		Regional & Consolidated School Tax	.56 1,966,787.40
Financial Administration	70,150.00	Delinquent Tax & Lien Collections	482,383.01	School Taxes in Municipal Budget	
Assessment of Taxes	406,325.00	Business Personalty Replacement Taxes	43,946.68	County Taxes	.41 * 1,436,199.03
Collection of Taxes	44,165.00	Taxes from Public Utilities	348,797.51	County Library Taxes	.03 109,640.43
Planning, Housing & Development	61,000.00	Other Miscellaneous Tax Revenues		Local Municipal Purpose Taxes	.60 2,134,500.00
Human Resources	51,030.00	State Aid Revenues	267,106.03	Veteran & Senior Citizen Taxes	
Elections	3,000.00	Federal Aid Revenues		Total Taxes for Rate Computation	2.42 8,573,504.86
General Administration (other)	611,400.00	State and Local Fiscal Assistance Act Utilized		Special District Taxes	
JUDICIARY		Sale of Acquired Property		Bank Corp. Taxes	
Municipal Courts	57,854.00	Other Miscellaneous Revenues	338,016.52	Added and Omitted Taxes	49,242.39
PUBLIC SAFETY		Total	9,316,218.98	Total Taxes Levied - ABSTRACT	8,584,547.25
Fire Protection	56,451.00	Prior Years Surplus Appropriated	350,000.00	Total Taxes Billed	8,595,017.57
Police Protection	914,193.00	REVENUES TOTAL	9,666,218.98	1992 TAXES COLLECTED	7,835,971.23
Civil Defense & Disaster Control	4,850.00	Reserve For Uncollected Taxes	784,823.00	1992 Taxes Cancelled, Abated or Adjusted	17,827.67
Environmental Inspection & Control	76,637.00	CAPITAL OUTLAY TOTAL	107,224.86	Transfer to Tax Title Liens or Foreclosed	6,263.04
Other Public Safety		Public Enterprises		Balance Outstanding Dec. 31, 1992	724,955.63
PUBLIC WORKS		Recreation-Culture		PRIOR YEARS TAXES OUTSTANDING	
Streets and Drainage	443,030.00	Public Works	107,224.86	Balance January 1, 1992	786,393.57
Sewers and Sewage Processing		Buildings and Grounds		Collected in 1992	467,270.34
Garbage and Trash Disposal	6,000.00	Library and Education		Cancelled, Abated or Adjusted 1992	74,749.45
Public Buildings and Grounds	80,600.00	Conservation		Transfers to Tax Title Liens or Foreclosed	1,388.02
Other Public Works	39,000.00	All Other		Balance December 31, 1992	242,985.76
HEALTH and WELFARE		CAPITAL DEBT AUTHORIZED, DECEMBER 31, 1992		TAX TITLE LIENS OUTSTANDING	
Health Services Except Environmental	3,697.00	ISSUED AND UNISSUED		Balance January 1, 1992	26,955.64
Welfare-Public Assistance	3,163.00	School	4,233,802	Transfer From Taxes	7,345.09
Hospital, Clinics, First Aid		Self-Liquidating		Redeemed in 1992	15,112.57
Animal, Insect, & Rodent Control	15,200.00	Other	1,807,830	Cancelled, Abated or Adjusted (1992)	
Other Welfare Services		Total	6,041,632	Transfers to Foreclosed Property	
RECREATION and CONSERVATION		ISSUED AND OUTSTANDING		Balance December 31, 1992	19,688.06
Beaches and Boardwalks		School	4,233,802.59	PROPERTY ACQUIRED BY DEED OR FORECLOSURE	
Parks, Playgrounds, Shade Trees		Self-Liquidating		Balance January 1, 1992	14,700.00
Land Reclamation & Conservation		Other	1,484,830.40	Transfers From Taxes or Liens	
Other Recreational Services	19,500.00	Total	5,718,632.99	Sale for Cash (1992)	
EDUCATION (excluding schools)		EQUALIZED VALUATION BASIS FOR NET DEBT COMPUTATION	352,544,505	Cancelled, Abated or Adjusted (1992)	
Libraries		REAL PROPERTY VALUATIONS		Balance December 31, 1992	14,700.00
Other Educational Services		Code Class # of Parcels % VAL'N ASSESSED VALUATION		CURRENT FINANCES DECEMBER 31, 1992	
STATUTORY EXPENDITURES		1 Vacant Land 580 10.18 19,298,900.00		ASSETS	
Pensions & F. L. C. A.	105,900.00	2 Residential 1963 69.77 132,280,225.00		Cash Dec. 31, 1992	390,393.39
Employee Fringe Benefits		3 Farm 168 2.80 5,307,400.00		Taxes Receivable	967,941.39
Other Statutory Expenditures	4,000.00	4a Commercial 100 12.38 23,479,800.00		Tax Title Liens	19,688.06
CETA And Other Public Employment Programs		4b Industrial 14 2.25 6,270,600.00		Foreclosed Property	14,700.00
MUNICIPAL FUNCTIONS TOTAL	3,056,195.00	4c Apartments 4 2.61 6,949,100.00		Emergencies & Other Deferred Charges	350,000.00
CAPITAL IMPROVEMENTS *ME 40*	17,000.00	Total 2834 139,586,025.00		State and Federal Aid Receivable	5,967.74
DEBT SERVICE		Land Area 32.50 Sq. Miles		Other Receivables	19,757.10
Principal Payments	239,000.00	Net Valuation Taxable-Municipal	190,530,696	Total	1,763,447.69
Interest Payments	94,347.24	Net Valuation Taxable-County	382,556,742	LIABILITIES, RESERVES, AND SURPLUS	
DEFERRED CHARGES		State Equalized Valuation	352,746,536	Cash Liabilities	299,545.83
SCHOOL, COUNTY, SPECIAL DISTRICT TAXES	6,400,804.86	State Equalization Ratio	53.99	Reserves for Receivables	1,022,036.55
RESERVE FOR UNCOLLECTED TAXES	784,823.00			Surplus Dec. 31, 1992	446,815.30
EXPENDITURES TOTAL	10,625,170.10			Total	1,768,447.68

Population 1980 2,592
 Population 1990 2,653
 S & P Rating
 Moody Rating

General Tax Rate Per \$100. 1.51
 State Equalized Tax Rate 1.87

HARMONY TOWNSHIP - WARREN COUNTY
 Form of Government:
Township Committee
 Number of Members on Governing Body - 3

PER CAPITA:
 Gross Debt 17.10
 Net Debt 17.10
 Debt Service 1.41
 Total Tax Levy 2,222.38
 Municipal Expenditures 549.28

PER CENT:
 Gross Debt .02
 Net Debt .02
 Tax Levy Collected 96.49
 Tax Levy Cancelled, Abated or Adjusted .15

EXPENDITURES	REVENUES-REALIZED	1992 PROPERTY TAX	
GENERAL GOVERNMENT		STATE EQUALIZED TAX RATE	
Governing Body & Public Boards		Local District School Taxes	1.09
Municipal Clerk		Regional & Consolidated School Tax	3,443,530.36
Financial Administration	26,852.00	School Taxes in Municipal Budget	
Assessment of Taxes	17,690.00	County Taxes	.67
Collection of Taxes	19,800.00	County Library Taxes	.06
Planning, Housing & Development	79,197.00	Local Municipal Purpose Taxes	.06
Human Resources	6,572.00	Veteran & Senior Citizen Taxes	
Elections		Total Taxes for Rate Computation	1.88
General Administration (other)	219,899.00	Special District Taxes	
JUDICIARY		Bank Corp. Taxes	
Municipal Courts	31,000.00	Added and Omitted Taxes	
PUBLIC SAFETY		Total Taxes Levied - ABSTRACT	2,314.99
Fire Protection	23,485.00	Total Taxes Billed	5,895,977.71
Police Protection	14,626.70	1992 TAXES COLLECTED	5,692,768.24
Civil Defense & Disaster Control	16,120.00	1992 Taxes Cancelled, Abated or Adjusted	8,775.19
Environmental Inspection & Control		Transfer to Tax Title Liens or Foreclosed	32,676.85
Other Public Safety		Balance Outstanding Dec. 31, 1992	165,739.94
PUBLIC WORKS		PRIOR YEARS TAXES OUTSTANDING	
Streets and Drainage	252,100.15	Balance January 1, 1992	152,809.88
Sewers and Sewage Processing	1,700.00	Collected in 1992	112,117.80
Garbage and Trash Disposal	25,000.00	Cancelled, Abated or Adjusted 1992	149.20
Public Buildings and Grounds	250,000.00	Transfers to Tax Title Liens or Foreclosed	
Other Public Works		Balance December 31, 1992	40,542.88
HEALTH and WELFARE		TAX TITLE LIENS OUTSTANDING	
Health Services Except Environmental	3,000.00	Balance January 1, 1992	98,870.29
Welfare-Public Assistance	3,200.00	Transfer From Taxes	32,676.85
Hospital, Clinics, First Aid		Redeemed in 1992	5,726.23
Animal, Insect, & Rodent Control	10,000.00	Cancelled, Abated or Adjusted (1992)	
Other Welfare Services		Transfers to Foreclosed Property	
RECREATION and CONSERVATION		Balance December 31, 1992	125,820.91
Beaches and Boardwalks		PROPERTY ACQUIRED BY DEED OR FORECLOSURE	
Parks, Playgrounds, Shade Trees	12,000.00	Balance January 1, 1992	8,380.00
Land Reclamation & Conservation	1,500.00	Transfers From Taxes or Liens	
Other Recreational Services		Sale for Cash (1992)	
EDUCATION (excluding schools)		Cancelled, Abated or Adjusted (1992)	
Libraries		Balance December 31, 1992	8,380.00
Other Educational Services	1,000.00	CURRENT FINANCES DECEMBER 31, 1992	
STATUTORY EXPENDITURES		ASSETS	
Pensions & F. L. C. A.	29,909.00	Cash Dec. 31, 1992	2,072,658.43
Employee Fringe Benefits	16,600.00	Taxes Receivable	206,292.82
Other Statutory Expenditures	2,000.00	Tax Title Liens	125,820.91
CETA And Other Public Employment Programs		Foreclosed Property	8,380.00
MUNICIPAL FUNCTIONS TOTAL	1,063,250.85	Emergencies & Other Deferred Charges	
CAPITAL IMPROVEMENTS *MEMO*		State and Federal Aid Receivable	
DEBT SERVICE		Other Receivables	1,010.44
Principal Payments	3,730.98	Total	2,414,152.60
Interest Payments		LIABILITIES, RESERVES, AND SURPLUS	
DEFERRED CHARGES		Cash Liabilities	632,056.52
SCHOOL, COUNTY, SPECIAL DISTRICT TAXES	5,719,191.72	Reserves for Receivables	341,404.17
RESERVE FOR UNCOLLECTED TAXES	381,150.00	Surplus Dec. 31, 1992	1,440,601.91
EXPENDITURES TOTAL	7,176,423.55	Total	2,414,152.60
		REVENUES-REALIZED	
		1992 Property Taxes Collected	5,692,768.24
		1992 Payments in Lieu of Taxes	
		Delinquent Tax & Lien Collections	117,844.03
		Business Personality Replacement Taxes	60,062.28
		Taxes from Public Utilities	175,579.00
		Other Miscellaneous Tax Revenues	
		State Aid Revenues	92,993.70
		Federal Aid Revenues	
		State and Local Fiscal Assistance Act Utilized	
		Sale of Acquired Property	
		Other Miscellaneous Revenues	186,022.67
		Total	6,325,268.92
		Prior Years Surplus Appropriated	693,630.87
		REVENUES TOTAL	7,018,949.79
		Reserve For Uncollected Taxes	381,150.00
		CAPITAL OUTLAY TOTAL	96,888.60
		Public Enterprises	
		Recreation-Culture	
		Public Works	90,888.60
		Buildings and Grounds	6,000.00
		Library and Education	
		Conservation	
		All Other	
		CAPITAL DEBT AUTHORIZED, DECEMBER 31, 1992	
		ISSUED AND UNISSUED GROSS DEBT NET DEBT	
		School	
		Self-Liquidating	
		Other	45,362
		Total	45,362
		ISSUED AND OUTSTANDING	
		School	
		Self-Liquidating	
		Other	45,362.22
		Total	45,362.22
		EQUALIZED VALUATION BASIS FOR NET DEBT COMPUTATION	295,844,869
		REAL PROPERTY VALUATIONS	
		Code Class # of Parcels % VAL'N ASSESSED VALUATION	
		1 Vacant Land 318 4.47 16,337,960.00	
		2 Residential 915 35.02 127,899,750.00	
		3 Farm 327 4.94 18,049,395.00	
		4a Commercial 40 5.27 19,238,366.00	
		4b Industrial 11 50.26 183,572,500.00	
		4c Apartments 1 .04 155,000.00	
		Total 1612 365,252,969.00	
		Land Area 24.00 Sq. Miles	
		Net Valuation Taxable-Municipal 365,232,305	
		Net Valuation Taxable-County 331,154,776	
		State Equalized Valuation 315,387,698	
		State Equalization Ratio 116.19	

0224

Population 1980 4,532
 Population 1990 4,623
 S & P Rating A+
 Moody Rating A1

General Tax Rate Per \$100. 2.11
 State Equalized Tax Rate 2.21

HARRINGTON PARK BORO. - BERGEN CO.

Form of Government:
 Borough Council

Number of Members on Governing Body - 6

PER CAPITA:

Gross Debt 729.68
 Net Debt 729.68
 Debt Service 116.35
 Total Tax Levy 2,015.16
 Municipal Expenditures 801.04

PER CENT:

Gross Debt .76
 Net Debt .76
 Tax Levy Collected 97.57
 Tax Levy Cancelled, Abated or Adjusted .01

EXPENDITURES		REVENUES-REALIZED			1992 PROPERTY TAX	
GENERAL GOVERNMENT					STATE EQUALIZED TAX RATE	
Governing Body & Public Boards		1992 Property Taxes Collected	9,151,251.00	Lacal District School Taxes	.95	4,033,987.00
Municipal Clerk		1992 Payments in Lieu of Taxes		Regional & Cansolidated School Tax	.43	1,816,262.69
Financial Administration	31,490.00	Delinquent Tax & Lien Collections	143,434.00	Schaal Taxes in Municipal Budget		
Assessment of Taxes	12,890.00	Business Personalty Replacement Taxes	11,710.00	County Taxes	.27	1,138,772.34
Collection of Taxes	29,581.00	Taxes from Public Utilities	371,433.00	Caunty Library Taxes		
Planning, Hausing & Development	19,530.00	Other Miscellaneous Tax Revenues	263,979.00	Lacal Municipal Purpose Taxes	.55	2,326,832.00
Human Resaources	49,812.00	Federal Aid Revenues		Veteran & Senior Citizen Taxes		23,400.00
Elections		Federal Aid Revenues		Total Taxes for Rate Computation	2.20	9,339,254.03
General Administration (other)	307,762.00	State and Local Fiscal Assistance Act Utilized		Special District Taxes		
JUDICIARY		Sale of Acquired Property		Bank Corp. Taxes		
Municipal Courts	43,886.00	Other Miscellaneous Revenues	216,362.00	Added and Omitted Taxes		216.34
PUBLIC SAFETY		Total	10,158,169.00	Total Taxes Levied - ABSTRACT		9,316,070.37
Fire Protection	116,045.00	Prior Years Surplus Appropriated	554,778.00	Total Taxes Billed		9,379,004.00
Police Protection	759,584.00	REVENUES TOTAL	10,712,947.00	1992 TAXES COLLECTED		
Civil Defense & Disaster Control	230.00	Reserve For Uncollected Taxes	249,905.00	1992 Taxes Cancelled, Abated or Adjusted		795.12
Environmental Inspection & Control	33,013.00	CAPITAL OUTLAY TOTAL	105,418.00	Transfer to Tax Title Liens or Foreclosed		245.00
Other Public Safety		Public Enterprises		Balance Outstanding Dec. 31, 1992		147,996.00
PUBLIC WORKS		Recreation-Culture		PRIOR YEARS TAXES OUTSTANDING		
Streets and Drainage	247,765.00	Public Works	84,612.00	Balance January 1, 1992		146,524.00
Sewers and Sewage Processing	240,060.00	Buildings and Grounds	20,806.00	Collected in 1992		143,434.00
Garbage and Trash Disposal	459,800.00	Library and Education		Cancelled, Abated or Adjusted 1992		480.00
Public Buildings and Grounds	3,250.00	Conservation		Transfers to Tax Title Liens or Foreclosed		
Other Public Works	23,500.00	All Other		Balance December 31, 1992		2,610.00
HEALTH and WELFARE		CAPITAL DEBT AUTHORIZED, DECEMBER 31, 1992		TAX TITLE LIENS OUTSTANDING		
Health Services Except Environmental	22,074.00	ISSUED AND UNISSUED		Balance January 1, 1992		2,965.00
Welfare-Public Assistance	570.00	School		Transfer From Taxes		245.00
Hospital, Clinics, First Aid		Self-Liquidating		Redeemed in 1992		
Animal, Insect, & Radent Control	2,689.00	Other	3,373,295	Cancelled, Abated or Adjusted (1992)		
Other Welfare Services		Total	3,373,295	Transfers to Foreclosed Property		
RECREATION and CONSERVATION		ISSUED AND OUTSTANDING		Balance December 31, 1992		3,210.00
Beaches and Boardwalks		School		PROPERTY ACQUIRED BY DEED OR FORECLOSURE		
Parks, Playgrounds, Shade Trees	9,891.00	Self-Liquidating		Balance January 1, 1992		59,720.00
Land Reclamation & Conservation	169,924.00	Other		Transfers From Taxes or Liens		
Other Recreational Services		Total	3,235,000.00	Sale for Cash (1992)		
EDUCATION (excluding schools)		EQUALIZED VALUATION BASIS FOR NET DEBT COMPUTATION	441,104,477	Cancelled, Abated or Adjusted (1992)		
Libraries	145,827.00	REAL PROPERTY VALUATIONS		Balance December 31, 1992		59,720.00
Other Educational Services		Code Class # of Parcels % VAL'N		CURRENT FINANCES DECEMBER 31, 1992		
STATUTORY EXPENDITURES		1 Vacant Land 63 3.45		ASSETS		
Pensions & F. L. C. A.	49,976.00	2 Residential 1463 92.93		Cash Dec. 31, 1992		2,093,645.00
Employee Fringe Benefits	129,145.00	3 Farm		Taxes Receivable		150,606.00
Other Statutory Expenditures		4a Commercial 22 3.62		Tax Title Liens		3,210.00
CETA And Other Public Employment Programs		4b Industrial		Foreclosed Property		59,720.00
MUNICIPAL FUNCTIONS TOTAL	2,908,295.00	4c Apartments		Emergencies & Other Deferred Charges		7,600.00
CAPITAL IMPROVEMENTS *MEMO*	20,000.00	Total 1548		State and Federal Aid Receivable		14,230.00
DEBT SERVICE		Land Area 2.04 Sq. Miles		Other Receivables		2,090,230.00
Principal Payments	330,000.00	Net Valuation Taxable-Municipal	443,477,255	Total		4,419,241.00
Interest Payments	207,896.00	Net Valuation Taxable-County	440,246,143	LIABILITIES, RESERVES, AND SURPLUS		
DEFERRED CHARGES	7,110.00	State Equalized Valuation	423,471,270	Cash Liabilities		837,101.00
SCHOOL, COUNTY, SPECIAL DISTRICT TAXES	6,989,022.03	State Equalization Ratio	104.73	Reserves for Receivables		2,303,766.00
RESERVE FOR UNCOLLECTED TAXES	249,906.00			Surplus Dec. 31, 1992		1,228,374.00
EXPENDITURES TOTAL	10,692,229.03			Total		4,419,241.00

0934
 Population 1980 12,242
 Population 1990 13,425
 S & P Rating
 Moody Rating A

General Tax Rate Per \$100 2.31
 State Equalized Tax Rate 2.42

HARRISON TOWN - HUDSON COUNTY
 Form of Government:
 Town Council
 Number of Members on Governing Body - 9

PER CAPITA:
 Gross Debt 515.06
 Net Debt 100.53
 Debt Service 78.54
 Total Tax Levy 1,108.11
 Municipal Expenditures 1,379.64

PER CENT:
 Gross Debt 1.10
 Net Debt .21
 Tax Levy Collected 92.67
 Tax Levy Cancelled, Abated or Adjusted .67

EXPENDITURES		REVENUES-REALIZED		1992 PROPERTY TAX		
GENERAL GOVERNMENT				STATE EQUALIZED TAX RATE 1.05		
Governing Body & Public Boards	14,500.00	1992 Property Taxes Collected	13,739,719.36	Local District School Taxes	6,436,642.50	
Municipal Clerk	250,000.00	1992 Payments in Lieu of Taxes	63,889.62	Regional & Consolidated Schaal Tax		
Financial Administration	258,150.00	Delinquent Tax & Lien Collections	496,649.04	Schaal Taxes in Municipal Budget	522,472.50	
Assessment of Taxes	162,625.00	Business Personalty Replacement Taxes	1,109,918.68	County Taxes	4,026,635.02	
Collection of Taxes	107,500.00	Taxes from Public Utilities	6,660,762.09	County Library Taxes		
Planning, Housing & Development	27,800.00	Other Miscellaneous Tax Revenues		Local Municipal Purpose Taxes	3,868,952.55	
Human Resources	148,631.31	State Aid Revenues	6,047,086.92	Veteran & Senior Citizen Taxes	66,800.00	
Elections	8,100.00	Federal Aid Revenues		Total Taxes for Rate Computation	14,921,502.57	
General Administration (other)	973,234.75	State and Local Fiscal Assistance Act Utilized		Special District Taxes		
JUDICIARY		Sale of Acquired Property		Bank Corp. Taxes		
Municipal Courts	301,243.00	Other Miscellaneous Revenues	2,263,119.76	Added and Omitted Taxes	21,740.62	
PUBLIC SAFETY		Total	28,431,145.37	Total Taxes Levied - ABSTRACT	14,876,443.19	
Fire Protection	3,240,727.00	Prior Years Surplus Appropriated	1,000,000.00	Total Taxes Billed	14,879,823.56	
Police Protection	3,102,025.91	REVENUES TOTAL	29,431,145.37	1992 TAXES COLLECTED	13,789,719.36	
Civil Defense & Disaster Control	7,500.00	Reserve For Uncollected Taxes	844,000.00	1992 Taxes Cancelled, Abated or Adjusted	99,775.30	
Environmental Inspection & Control	96,350.00	CAPITAL OUTLAY TOTAL 808,744.59		Transfer to Tax Title Liens or Foreclosed		
Other Public Safety		Public Enterprises	20,800.00	Balance Outstanding Dec. 31, 1992	990,328.90	
PUBLIC WORKS		Recreation-Culture		PRIOR YEARS TAXES OUTSTANDING		
Streets and Drainage	1,235,000.00	Public Works	626,561.04	Balance January 1, 1992	661,960.23	
Sewers and Sewage Processing	1,277,900.00	Buildings and Grounds	161,383.55	Collected in 1992	477,744.65	
Garbage and Trash Disposal	790,000.00	Library and Education		Cancelled, Abated or Adjusted 1992	45,356.28	
Public Buildings and Grounds	295,900.00	Conservation		Transfers to Tax Title Liens or Foreclosed	18,652.34	
Other Public Works		All Other		Balance December 31, 1992	120,206.96	
HEALTH and WELFARE		CAPITAL DEBT AUTHORIZED, DECEMBER 31, 1992				
Health Services Except Environmental	329,125.00	ISSUED AND UNISSUED	GROSS DEBT	NET DEBT		
Welfare-Public Assistance	81,800.00	School	5,430,000			
Hospital, Clinics, First Aid	13,000.00	Self-Liquidating	135,000			
Animal, Insect, & Rodent Control	8,500.00	Other	1,349,650	1,349,650		
Other Welfare Services		Total	6,914,650	1,349,650		
RECREATION and CONSERVATION		ISSUED AND OUTSTANDING				
Beaches and Boardwalks		School		5,035,000.00		
Parks, Playgrounds, Shade Trees	333,000.00	Self-Liquidating				
Land Reclamation & Conservation	6,093.00	Other		1,079,650.00		
Other Recreational Services	222,650.00	Total		6,114,650.00		
EDUCATION (excluding schools)		EQUALIZED VALUATION BASIS				
Libraries	213,500.00	FOR NET DEBT COMPUTATION 628,131,288				
Other Educational Services	10,800.00	REAL PROPERTY VALUATIONS				
STATUTORY EXPENDITURES		Code	Class	# of Parcels	% VAL'N	ASSESSED VALUATION
Pensions & F. I. C. A.	1,082,533.00	1	Vacant Land	81	.82	6,342,550.00
Employee Fringe Benefits	2,020,000.00	2	Residential	1926	48.63	256,694,936.00
Other Statutory Expenditures		3	Farm			
CETA And Other Public Employment Programs		4a	Commercial	278	12.92	68,214,400.00
MUNICIPAL FUNCTIONS TOTAL 16,618,237.97		4b	Industrial	80	33.24	175,441,700.00
CAPITAL IMPROVEMENTS *MEMO* 60,000.00		4c	Apartments	75	4.38	23,145,700.00
DEBT SERVICE		Total		2440		527,839,286.00
Principal Payments	665,000.00	Land Area	1.20	Sq. Miles		
Interest Payments	389,385.39	Net Valuation Taxable-Municipal				529,699,729
TYPE I SCHL DEBT *MEMO* 722,472.50		Net Valuation Taxable-County				676,303,308
DEFERRED CHARGES 5,000.00		State Equalized Valuation				614,345,110
SCHOOL, COUNTY, SPECIAL DISTRICT TAXES	10,985,750.02	State Equalization Ratio				85.13
RESERVE FOR UNCOLLECTED TAXES	844,000.00			LIABILITIES, RESERVES, AND SURPLUS		
EXPENDITURES TOTAL 29,507,373.38				Cash Liabilities		3,274,895.16
				Reserves for Receivables		1,398,270.10
				Surplus Dec. 31, 1992		2,382,164.29
				Total		7,055,329.55

Population 1980 3,585
 Population 1990 4,715
 S & P Rating
 Moody Rating 3AA1

General Tax Rate Per \$100. 3.13
 State Equalized Tax Rate 2.03

HARRISON TWP. - GLOUCESTER COUNTY
 Form of Government:
Township Committee
 Number of Members on Governing Body - 3

PER CAPITA:
 Gross Debt 2,293.11
 Net Debt 875.26
 Debt Service 19.36
 Total Tax Levy 1,187.95
 Municipal Expenditures 477.03

PER CENT:
 Gross Debt 4.81
 Net Debt 1.83
 Tax Levy Collected 94.10
 Tax Levy Cancelled, Abated or Adjusted .11

EXPENDITURES		REVENUES-REALIZED		1992 PROPERTY TAX		
GENERAL GOVERNMENT				STATE EQUALIZED TAX RATE		
Governing Body & Public Boards		1992 Property Taxes Collected	5,284,431.57	Local District School Taxes	.55 1,376,668.50	
Municipal Clerk		1992 Payments in Lieu of Taxes		Regional & Consolidated School Tax	.61 1,540,241.54	
Financial Administration	63,050.00	Delinquent Tax & Lien Collections	485,110.51	School Taxes in Municipal Budget		
Assessment of Taxes	33,135.00	Business Personalty Replacement Taxes	38,490.36	County Taxes	.61 1,543,829.31	
Collection of Taxes		Taxes from Public Utilities	355,270.77	County Library Taxes	.03 64,537.07	
Planning, Housing & Development	67,615.00	Other Miscellaneous Tax Revenues		Local Municipal Purpose Taxes	.22 561,001.11	
Human Resources	54,702.48	State Aid Revenues	226,735.96	Veteran & Senior Citizen Taxes		
Elections	2,750.00	Federal Aid Revenues		Total Taxes for Rate Computation	2.02 5,118,277.53	
General Administration (other)	220,990.00	State and Local Fiscal Assistance Act Utilized		Special District Taxes		
JUDICIARY		Sale of Acquired Property		Bank Corp. Taxes		
Municipal Courts	52,552.49	Other Miscellaneous Revenues	427,905.31	Added and Omitted Taxes	261,258.46	
PUBLIC SAFETY		Total	6,817,944.48	Total Taxes Levied - ABSTRACT	5,601,165.74	
Fire Protection		Prior Years Surplus Appropriated	445,435.00	Total Taxes Billed	5,615,774.28	
Police Protection	386,550.81	REVENUES TOTAL	7,263,379.48	1992 TAXES COLLECTED	5,284,431.57	
Civil Defense & Disaster Control	1,900.00	Reserve For Uncollected Taxes	423,726.07	1992 Taxes Cancelled, Abated or Adjusted	5,954.61	
Environmental Inspection & Control	90,030.00	CAPITAL OUTLAY TOTAL	423,291.70	Transfer to Tax Title Liens or Foreclosed	20,056.80	
Other Public Safety		Public Enterprises	398,743.13	Balance Outstanding Dec. 31, 1992	305,331.30	
PUBLIC WORKS		Recreation-Culture	25,568.43	PRIOR YEARS TAXES OUTSTANDING		
Streets and Drainage	73,035.00	Public Works		Balance January 1, 1992	625,757.44	
Sewers and Sewage Processing		Buildings and Grounds	3,980.09	Collected in 1992	449,624.11	
Garbage and Trash Disposal	286,000.00	Library and Education		Cancelled, Abated or Adjusted 1992	9,567.35	
Public Buildings and Grounds	28,930.00	Conservation		Transfers to Tax Title Liens or Foreclosed	25,295.06	
Other Public Works		All Other		Balance December 31, 1992	141,270.92	
HEALTH and WELFARE		CAPITAL DEBT AUTHORIZED, DECEMBER 31, 1992		TAX TITLE LIENS OUTSTANDING		
Health Services Except Environmental	2,060.00	ISSUED AND UNISSUED		Balance January 1, 1992	144,527.61	
Welfare-Public Assistance	5,590.00	School	9,235,941	Transfer From Taxes	56,090.37	
Hospital, Clinics, First Aid		Self-Liquidating	780,000	Redeemed in 1992	35,486.40	
Animal, Insect, & Rodent Control	300.00	Other	796,069	Cancelled, Abated or Adjusted (1992)		
Other Welfare Services		Total	10,812,011	Transfers to Foreclosed Property		
RECREATION and CONSERVATION		ISSUED AND OUTSTANDING		Balance December 31, 1992	165,131.58	
Beaches and Boardwalks		School	3,240,941.80	PROPERTY ACQUIRED BY DEED OR FORECLOSURE		
Parks, Playgrounds, Shade Trees	14,890.00	Self-Liquidating	780,000.00	Balance January 1, 1992	70,600.00	
Land Reclamation & Conservation	64,592.74	Other	566,069.80	Transfers From Taxes or Liens		
Other Recreational Services	1,167.57	Total	4,587,011.60	Sale for Cash (1992)		
EDUCATION (excluding schools)		EQUALIZED VALUATION BASIS FOR NET DEBT COMPUTATION		Cancelled, Abated or Adjusted (1992)		
Libraries		REAL PROPERTY VALUATIONS		Balance December 31, 1992	70,600.00	
Other Educational Services	1,600.00	Code	Class	# of Parcels	% VAL'N	ASSESSED VALUATION
STATUTORY EXPENDITURES		1	Vacant Land	568	5.42	9,542,300.00
Pensions & F. L. C. A.	117,623.81	2	Residential	1437	78.97	124,543,700.00
Employee Fringe Benefits	101,412.00	3	Farm	492	9.78	15,420,300.00
Other Statutory Expenditures	2,000.00	4a	Commercial	63	4.10	6,472,900.00
CETA And Other Public Employment Programs		4b	Industrial			
MUNICIPAL FUNCTIONS TOTAL	1,670,526.89	4c	Apartments	3	1.73	2,731,600.00
CAPITAL IMPROVEMENTS *ME40*		Total		2613		157,710,800.00
DEBT SERVICE		Land Area	19.08	Sq. Miles		
Principal Payments	45,406.60	Net Valuation Taxable-Municipal				150,314,845
Interest Payments	45,836.09	Net Valuation Taxable-County				248,965,593
DEFERRED CHARGES		State Equalized Valuation				250,265,477
SCHOOL, COUNTY, SPECIAL DISTRICT TAXES	4,778,906.17	State Equalization Ratio				63.68
RESERVE FOR UNCOLLECTED TAXES	423,726.07	EXPENDITURES TOTAL				7,028,090.88

1992 PROPERTY TAX	
STATE EQUALIZED TAX RATE	
Local District School Taxes	.55 1,376,668.50
Regional & Consolidated School Tax	.61 1,540,241.54
School Taxes in Municipal Budget	
County Taxes	.61 1,543,829.31
County Library Taxes	.03 64,537.07
Local Municipal Purpose Taxes	.22 561,001.11
Veteran & Senior Citizen Taxes	
Total Taxes for Rate Computation	2.02 5,118,277.53
Special District Taxes	
Bank Corp. Taxes	
Added and Omitted Taxes	261,258.46
Total Taxes Levied - ABSTRACT	5,601,165.74
Total Taxes Billed	5,615,774.28
1992 TAXES COLLECTED	5,284,431.57
1992 Taxes Cancelled, Abated or Adjusted	5,954.61
Transfer to Tax Title Liens or Foreclosed	20,056.80
Balance Outstanding Dec. 31, 1992	305,331.30
PRIOR YEARS TAXES OUTSTANDING	
Balance January 1, 1992	625,757.44
Collected in 1992	449,624.11
Cancelled, Abated or Adjusted 1992	9,567.35
Transfers to Tax Title Liens or Foreclosed	25,295.06
Balance December 31, 1992	141,270.92
TAX TITLE LIENS OUTSTANDING	
Balance January 1, 1992	144,527.61
Transfer From Taxes	56,090.37
Redeemed in 1992	35,486.40
Cancelled, Abated or Adjusted (1992)	
Transfers to Foreclosed Property	
Balance December 31, 1992	165,131.58
PROPERTY ACQUIRED BY DEED OR FORECLOSURE	
Balance January 1, 1992	70,600.00
Transfers From Taxes or Liens	
Sale for Cash (1992)	
Cancelled, Abated or Adjusted (1992)	
Balance December 31, 1992	70,600.00
CURRENT FINANCES DECEMBER 31, 1992	
ASSETS	
Cash Dec. 31, 1992	1,795,419.43
Taxes Receivable	446,602.22
Tax Title Liens	165,131.58
Foreclosed Property	70,600.00
Emergencies & Other Deferred Charges	115,207.84
State and Federal Aid Receivable	
Other Receivables	25,616.64
Total	2,618,577.71
LIABILITIES, RESERVES, AND SURPLUS	
Cash Liabilities	612,052.14
Reserves for Receivables	707,950.44
Surplus Dec. 31, 1992	1,298,575.13
Total	2,618,577.71

1539
 Population 1980 363
 Population 1990 362
 S & P Rating
 Moody Rating

General Tax Rate Per \$100 .96
 State Equalized Tax Rate .99

HARVEY CEDARS BOROUGH - OCEAN CO.
 Form of Government:
Commission (1911)
 Number of Members on Governing Body - 3

PER CAPITA:
 Gross Debt 8,025.27
 Net Debt 7,546.50
 Debt Service 427.05
 Total Tax Levy 470.24
 Municipal Expenditures 5,794.25

PER CENT:
 Gross Debt .73
 Net Debt .69
 Tax Levy Collected 94.41
 Tax Levy Cancelled, Abated or Adjusted

EXPENDITURES	REVENUES-REALIZED	1992 PROPERTY TAX	
GENERAL GOVERNMENT		STATE EQUALIZED TAX RATE	
Governing Body & Public Boards		Local District School Taxes	
Municipal Clerk	21,682.00	Regional & Consolidated School Tax	.18 668,525.70
Financial Administration	34,729.00	School Taxes in Municipal Budget	.10 364,999.18
Assessment of Taxes	11,200.00	County Taxes	.40 1,523,074.64
Collection of Taxes	22,811.00	County Library Taxes	.03 126,123.55
Planning, Housing & Development	10,850.00	Local Municipal Purpose Taxes	.29 1,097,600.00
Human Resources	50,603.00	Veteran & Senior Citizen Taxes	
Elections	500.00	Total Taxes for Rate Computation	1.00 3,786,373.07
General Administration (other)	78,558.00	Special District Taxes	
JUDICIARY		Bank Corp. Taxes	
Municipal Courts	13,208.04	Added and Omitted Taxes	9,903.98
PUBLIC SAFETY		Total Taxes Levied - ABSTRACT	3,790,227.05
Fire Protection	17,000.00	Total Taxes Billed	3,790,227.05
Police Protection	377,484.34	1992 TAXES COLLECTED	3,578,283.69
Civil Defense & Disaster Control	3,000.00	1992 Taxes Cancelled, Abated or Adjusted	
Environmental Inspection & Control	6,525.00	Transfer to Tax Title Liens or Foreclosed	
Other Public Safety		Balance Outstanding Dec. 31, 1992	211,943.36
PUBLIC WORKS		PRIOR YEARS TAXES OUTSTANDING	
Streets and Drainage	114,018.00	Balance January 1, 1992	155,232.62
Sewers and Sewage Processing	65,000.00	Collected in 1992	153,579.18
Garbage and Trash Disposal	207,700.00	Cancelled, Abated or Adjusted 1992	
Public Buildings and Grounds	279,165.00	Transfers to Tax Title Liens or Foreclosed	
Other Public Works	3,200.00	Balance December 31, 1992	1,653.44
HEALTH and WELFARE		TAX TITLE LIENS OUTSTANDING	
Health Services Except Environmental	24,950.00	Balance January 1, 1992	
Welfare-Public Assistance	1,600.00	Transfer From Taxes	
Hospital, Clinics, First Aid	2,000.00	Redeemed in 1992	
Animal, Insect, & Rodent Control	2,900.00	Cancelled, Abated or Adjusted (1992)	
Other Welfare Services		Transfers to Foreclosed Property	
RECREATION and CONSERVATION		Balance December 31, 1992	
Beaches and Boardwalks	120,264.00	PROPERTY ACQUIRED BY DEED OR FORECLOSURE	
Parks, Playgrounds, Shade Trees		Balance January 1, 1992	9,465.00
Land Reclamation & Conservation		Transfers From Taxes or Liens	
Other Recreational Services	50,525.00	Sale for Cash (1992)	
EDUCATION (excluding schools)		Cancelled, Abated or Adjusted (1992)	
Libraries		Balance December 31, 1992	9,465.00
Other Educational Services		CURRENT FINANCES DECEMBER 31, 1992	
STATUTORY EXPENDITURES		ASSETS	
Pensions & F. I. C. A.	61,082.00	Cash Dec. 31, 1992	811,147.39
Employee Fringe Benefits	85,600.00	Taxes Receivable	213,596.80
Other Statutory Expenditures	3,200.00	Tax Title Liens	
CETA And Other Public Employment Programs		Foreclosed Property	9,465.00
MUNICIPAL FUNCTIONS TOTAL	1,670,354.38	Emergencies & Other Deferred Charges	250,000.00
CAPITAL IMPROVEMENTS *MEMO*	10,000.00	State and Federal Aid Receivable	
DEBT SERVICE		Other Receivables	4,483.10
Principal Payments	50,000.00	Total	1,288,692.29
Interest Payments	104,590.50	LIABILITIES, RESERVES, AND SURPLUS	
DEFERRED CHARGES		Cash Liabilities	604,651.92
SCHOOL, COUNTY, SPECIAL DISTRICT TAXES	2,682,723.07	Reserves for Receivables	226,439.00
RESERVE FOR UNCOLLECTED TAXES	221,000.00	Surplus Dec. 31, 1992	457,601.37
EXPENDITURES TOTAL	4,780,241.95	Total	1,288,692.29
		REVENUES-REALIZED	
		1992 Property Taxes Collected	3,578,283.69
		1992 Payments in Lieu of Taxes	
		Delinquent Tax & Lien Collections	153,579.18
		Business Personalty Replacement Taxes	2,973.96
		Taxes from Public Utilities	98,579.00
		Other Miscellaneous Tax Revenues	
		State Aid Revenues	23,306.38
		Federal Aid Revenues	
		State and Local Fiscal Assistance Act Utilized	
		Sale of Acquired Property	
		Other Miscellaneous Revenues	274,369.51
		Total	4,131,091.72
		Prior Years Surplus Appropriated	407,000.00
		REVENUES TOTAL	4,538,091.72
		RESERVE FOR UNCOLLECTED TAXES	221,000.00
		CAPITAL OUTLAY TOTAL	74,246.61
		Public Enterprises	
		Recreation-Culture	12,687.56
		Public Works	30,252.44
		Buildings and Grounds	31,306.61
		Library and Education	
		Conservation	
		All Other	
		CAPITAL DEBT AUTHORIZED, DECEMBER 31, 1992	
		ISSUED AND UNISSUED	
		School	106,524
		Self-Liquidating	747,782
		Other	2,050,839
		Total	2,905,145
		GROSS DEBT	
		NET DEBT	
		School	106,524.18
		Self-Liquidating	742,000.00
		Other	1,398,000.00
		Total	2,246,524.18
		ISSUED AND OUTSTANDING	
		School	106,524.18
		Self-Liquidating	742,000.00
		Other	1,398,000.00
		Total	2,246,524.18
		EQUALIZED VALUATION BASIS FOR NET DEBT COMPUTATION	398,822,608
		REAL PROPERTY VALUATIONS	
		Code Class # of Parcels % VAL'N	ASSESSED VALUATION
		1 Vacant Land 156 4.37	19,107,400.00
		2 Residential 1077 92.88	364,596,100.00
		3 Farm	
		4a Commercial 27 2.25	8,838,300.00
		4b Industrial	
		4c Apartments	
		Total 1260	392,541,800.00
		Land Area .55 Sq. Miles	
		Net Valuation Taxable-Municipal	393,395,189
		Net Valuation Taxable-County	394,399,017
		State Equalized Valuation	380,340,821
		State Equalization Ratio	103.44

0225
 Population 1980 12,166
 Population 1990 11,483
 S & P Rating
 Moody Rating

General Tax Rate Per \$100. 2.70
 State Equalized Tax Rate 2.02

HASBROUCK HEIGHTS BORO. - BERGEN CO.
 Form of Government:
Borough Council
 Number of Members on Governing Body - 6

PER CAPITA:
 Gross Debt 509.81
 Net Debt 406.70
 Debt Service 53.03
 Total Tax Levy 1,625.92
 Municipal Expenditures 873.62

PER CENT:
 Gross Debt .62
 Net Debt .49
 Tax Levy Collected 95.93
 Tax Levy Cancelled, Abated or Adjusted .94

EXPENDITURES	REVENUES-REALIZED	1992 PROPERTY TAX	
GENERAL GOVERNMENT		STATE EQUALIZED TAX RATE	
Governing Body & Public Boards	20,834.00	Local District School Taxes	1.06
Municipal Clerk	80,000.00	Regional & Consolidated School Tax	
Financial Administration	27,650.00	School Taxes in Municipal Budget	
Assessment of Taxes	528,480.16	County Taxes	.23
Collection of Taxes	61,400.00	County Library Taxes	
Planning, Housing & Development	175,028.00	Local Municipal Purpose Taxes	.75
Human Resources	93,477.00	Veteran & Senior Citizen Taxes	
Elections	7,142.76	Total Taxes for Rate Computation	2.02
General Administration (other)	560,081.47	Special District Taxes	
JUDICIARY		Bank Corp. Taxes	
Municipal Courts	97,805.00	Added and Omitted Taxes	14,614.26
PUBLIC SAFETY		Total Taxes Levied - ABSTRACT	18,690,027.78
Fire Protection	206,823.64	Total Taxes Billed	18,741,932.76
Police Protection	2,170,510.48	1992 TAXES COLLECTED	17,978,508.00
Civil Defense & Disaster Control	1,999.84	1992 Taxes Cancelled, Abated or Adjusted	176,402.75
Environmental Inspection & Control	63,918.00	Transfer to Tax Title Liens or Foreclosed	4,946.40
Other Public Safety		Balance Outstanding Dec. 31, 1992	582,075.61
PUBLIC WORKS		PRIOR YEARS TAXES OUTSTANDING	
Streets and Drainage	353,450.00	Balance January 1, 1992	853,235.36
Sewers and Sewage Processing	1,016,059.04	Collected in 1992	392,577.64
Garbage and Trash Disposal	991,000.00	Cancelled, Abated or Adjusted 1992	1,750.38
Public Buildings and Grounds	57,300.00	Transfers to Tax Title Liens or Foreclosed	
Other Public Works	47,500.00	Balance December 31, 1992	458,907.34
HEALTH and WELFARE		TAX TITLE LIENS OUTSTANDING	
Health Services Except Environmental	54,670.00	Balance January 1, 1992	38,744.80
Welfare-Public Assistance	14,055.00	Transfer From Taxes	4,441.50
Hospital, Clinics, First Aid		Redeemed in 1992	
Animal, Insect, & Rodent Control	10,735.00	Cancelled, Abated or Adjusted (1992)	
Other Welfare Services		Transfers to Foreclosed Property	
RECREATION and CONSERVATION		Balance December 31, 1992	43,186.30
Beaches and Boardwalks		PROPERTY ACQUIRED BY DEED OR FORECLOSURE	
Parks, Playgrounds, Shade Trees	269,600.00	Balance January 1, 1992	304,730.00
Land Reclamation & Conservation	352,199.60	Transfers From Taxes or Liens	
Other Recreational Services	57,120.03	Sale for Cash (1992)	
EDUCATION (excluding schools)		Cancelled, Abated or Adjusted (1992)	
Libraries	315,889.00	Balance December 31, 1992	304,730.00
Other Educational Services		CURRENT FINANCES DECEMBER 31, 1992	
STATUTORY EXPENDITURES		ASSETS	
Pensions & F. L. C. A.	488,305.18	Cash Dec. 31, 1992	1,613,184.24
Employee Fringe Benefits	579,100.00	Taxes Receivable	1,040,982.95
Other Statutory Expenditures	100.00	Tax Title Liens	43,186.30
CETA And Other Public Employment Programs		Foreclosed Property	304,730.00
MUNICIPAL FUNCTIONS		Emergencies & Other Deferred Charges	104,886.47
CAPITAL IMPROVEMENTS *ME 90*	34,000.00	State and Federal Aid Receivable	2,084.10
DEBT SERVICE		Other Receivables	13,447.59
Principal Payments	353,300.00	Total	3,122,501.65
Interest Payments	255,860.53	LIABILITIES, RESERVES, AND SURPLUS	
DEFERRED CHARGES		Cash Liabilities	684,709.20
SCHOOL, COUNTY, SPECIAL DISTRICT TAXES	11,740,996.52	Reserves for Receivables	795,585.61
RESERVE FOR UNCOLLECTED TAXES	688,774.00	Surplus Dec. 31, 1992	1,652,206.84
EXPENDITURES		Total	3,122,501.65
TOTAL	21,777,164.25		

0226
 Population 1980 3,509
 Population 1990 3,384
 S & P Rating
 Moody Rating AAA

General Tax Rate Per \$100. 2.03
 State Equalized Tax Rate 1.94

HAWORTH BOROUGH - BERGEN COUNTY
 Form of Government:
Borough Council
 Number of Members on Governing Body - 6

PER CAPITA:
 Gross Debt 1,856.77
 Net Debt 1,785.44
 Debt Service 175.06
 Total Tax Levy 2,383.61
 Municipal Expenditures 1,093.10

PER CENT:
 Gross Debt 1.47
 Net Debt 1.41
 Tax Levy Collected 98.95
 Tax Levy Cancelled, Abated or Adjusted .11

EXPENDITURES		REVENUES-REALIZED		1992 PROPERTY TAX	
GENERAL GOVERNMENT		REVENUES		STATE EQUALIZED TAX RATE	
Governing Body & Public Boards		1992 Property Taxes Collected	7,982,046.00	Local District School Taxes	.66 2,651,859.00
Municipal Clerk		1992 Payments in Lieu of Taxes		Regional & Consolidated School Tax	.45 1,848,866.00
Financial Administration	62,765.00	Delinquent Tax & Lien Collections	57,830.00	School Taxes in Municipal Budget	
Assessment of Taxes	16,608.00	Business Personalty Replacement Taxes	19,974.00	County Taxes	.27 1,120,197.37
Collection of Taxes	26,781.00	Taxes from Public Utilities	569,858.00	County Library Taxes	
Planning, Housing & Development	24,791.00	Other Miscellaneous Tax Revenues		Local Municipal Purpose Taxes	.59 2,432,428.00
Human Resources	51,877.00	State Aid Revenues	254,244.00	Veteran & Senior Citizen Taxes	19,100.00
Elections	932.00	Federal Aid Revenues		Total Taxes for Rate Computation	1.95 8,072,450.43
General Administration (other)	249,898.00	State and Local Fiscal Assistance Act Utilized		Special District Taxes	
JUDICIARY		State and Local Fiscal Assistance Act Utilized		Bank Corp. Taxes	
Municipal Courts	52,043.00	Sale of Acquired Property		Added and Omitted Taxes	12,775.00
PUBLIC SAFETY		Other Miscellaneous Revenues	250,809.00	Total Taxes Levied - ABSTRACT	8,066,125.43
Fire Protection	88,705.00	Total	9,134,761.00	Total Taxes Billed	8,066,705.00
Police Protection	756,426.00	Prior Years Surplus Appropriated	216,000.00	1992 TAXES COLLECTED	7,982,046.00
Civil Defense & Disaster Control	412.00	REVENUES TOTAL	9,350,761.00	1992 Taxes Cancelled, Abated or Adjusted	8,732.00
Environmental Inspection & Control	18,361.00	Reserve For Uncollected Taxes	149,058.00	Transfer to Tax Title Liens or Foreclosed	1,106.00
Other Public Safety		CAPITAL OUTLAY TOTAL	404,856.00	Balance Outstanding Dec. 31, 1992	74,821.00
PUBLIC WORKS		PUBLIC ENTERPRISES		PRIOR YEARS TAXES OUTSTANDING	
Streets and Drainage	48,739.00	Recreation-Culture		Balance January 1, 1992	58,848.00
Sewers and Sewage Processing	291,180.00	Public Works	79,599.00	Collected in 1992	57,830.00
Garbage and Trash Disposal	315,210.00	Buildings and Grounds	325,257.00	Cancelled, Abated or Adjusted 1992	
Public Buildings and Grounds	28,789.00	Library and Education		Transfers to Tax Title Liens or Foreclosed	
Other Public Works	384,189.00	Conservation		Balance December 31, 1992	1,018.00
HEALTH and WELFARE		All Other		TAX TITLE LIENS OUTSTANDING	
Health Services Except Environmental	9,604.00	CAPITAL DEBT AUTHORIZED, DECEMBER 31, 1992		Balance January 1, 1992	8,955.00
Welfare-Public Assistance	520.00	ISSUED AND UNISSUED		Transfer From Taxes	1,106.00
Hospital, Clinics, First Aid		School		Redeemed in 1992	
Animal, Insect, & Rodent Control	1,767.00	Self-Liquidating		Cancelled, Abated or Adjusted (1992)	
Other Welfare Services		Other	6,041,935	Transfers to Foreclosed Property	
RECREATION and CONSERVATION		Total	6,283,312	Balance December 31, 1992	10,061.00
Beaches and Boardwalks		ISSUED AND OUTSTANDING		PROPERTY ACQUIRED BY DEED OR FORECLOSURE	
Parks, Playgrounds, Shade Trees	40,224.00	School		Balance January 1, 1992	42,335.00
Land Reclamation & Conservation	18,732.00	Self-Liquidating		Transfers From Taxes or Liens	
Other Recreational Services	12,532.00	Other	6,199,650.00	Sale for Cash (1992)	
EDUCATION (excluding schools)		Total	6,199,650.00	Cancelled, Abated or Adjusted (1992)	
Libraries	125,195.00	EQUALIZED VALUATION BASIS		Balance December 31, 1992	42,335.00
Other Educational Services	1,600.00	FOR NET DEBT COMPUTATION	428,304,726	CURRENT FINANCES DECEMBER 31, 1992	
STATUTORY EXPENDITURES		REAL PROPERTY VALUATIONS		ASSETS	
Pensions & F. L. C. A.	164,064.00	Code Class # of Parcels % VAL'N		Cash Dec. 31, 1992	3,131,118.00
Employee Fringe Benefits	158,331.00	1 Vacant Land 55 3.13	12,393,500.00	Taxes Receivable	75,839.00
Other Statutory Expenditures		2 Residential 1114 85.74	339,843,400.00	Tax Title Liens	10,061.00
CETA And Other Public Employment Programs		3 Farm		Foreclosed Property	42,335.00
MUNICIPAL FUNCTIONS TOTAL	2,950,272.00	4a Commercial 44 11.13	44,125,500.00	Emergencies & Other Deferred Charges	44,847.00
CAPITAL IMPROVEMENTS *MEMO*		4b Industrial		State and Federal Aid Receivable	10,304.00
DEBT SERVICE		4c Apartments		Other Receivables	10,158.00
Principal Payments	189,413.00	Total	1213 396,362,400.00	Total	3,324,662.00
Interest Payments	403,991.00	Land Area 1.97 Sq. Miles		LIABILITIES, RESERVES, AND SURPLUS	
DEFERRED CHARGES	7,300.00	Net Valuation Taxable-Municipal	396,745,306	Cash Liabilities	2,915,354.00
SCHOOL, COUNTY, SPECIAL DISTRICT TAXES	5,620,922.43	Net Valuation Taxable-County	431,145,066	Reserves for Receivables	138,393.00
RESERVE FOR UNCOLLECTED TAXES	149,058.00	State Equalized Valuation	414,901,208	Surplus Dec. 31, 1992	270,915.00
EXPENDITURES TOTAL	9,319,956.43	State Equalization Ratio	95.62	Total	3,324,662.00

1634

Population 1980 18,200
 Population 1990 17,084
 S & P Rating
 Moody Rating A

General Tax Rate Per \$100. 1.79
 State Equalized Tax Rate 1.96

HAWTHORNE BOROUGH - PASSAIC CO.
 Form of Government:
Commission (1911)
 Number of Members on Governing Body - 3

PER CAPITA: PER CENT:
 Gross Debt 728.87 Gross Debt .96
 Net Debt 695.72 Net Debt .92
 Debt Service 40.97 Tax Levy Collected 97.26
 Total Tax Levy 1,436.52 Tax Levy Cancelled, Abated or Adjusted .12
 Municipal Expenditures 539.89

EXPENDITURES		REVENUES-REALIZED		1992 PROPERTY TAX	
GENERAL GOVERNMENT		REVENUES-REALIZED		STATE EQUALIZED TAX RATE	
Governing Body & Public Boards		1992 Property Taxes Collected	23,926,190.00	Local District School Taxes	1.07 13,439,367.50
Municipal Clerk		1992 Payments in Lieu of Taxes		Regional & Consolidated School Tax	
Financial Administration	30,450.00	Delinquent Tax & Lien Collections	474,595.00	School Taxes in Municipal Budget	
Assessment of Taxes	66,939.00	Business Personalty Replacement Taxes	278,360.00	County Taxes	.51 6,371,586.41
Collection of Taxes	115,775.00	Taxes from Public Utilities	994,615.00	County Library Taxes	
Planning, Housing & Development	67,132.00	Other Miscellaneous Tax Revenues		Local Municipal Purpose Taxes	.38 4,699,504.00
Human Resources	123,079.00	State Aid Revenues	682,978.00	Veteran & Senior Citizen Taxes	
Elections		Federal Aid Revenues		Total Taxes for Rate Computation	1.96 24,710,157.91
General Administration (other)	635,949.00	State and Local Fiscal Assistance Act Utilized		Special District Taxes	
JUDICIARY		Sale of Acquired Property		Bank Corp. Taxes	
Municipal Courts	68,974.00	Other Miscellaneous Revenues	1,074,767.00	Added and Omitted Taxes	31,123.00
PUBLIC SAFETY		Total	27,431,686.00	Total Taxes Levied - ABSTRACT	24,541,580.91
Fire Protection	221,866.00	Prior Years Surplus Appropriated	1,700,000.00	Total Taxes Billed	24,599,908.00
Police Protection	1,539,480.00	REVENUES TOTAL	29,131,485.00	1992 TAXES COLLECTED	23,926,190.00
Civil Defense & Disaster Control	1,975.00	Reserve For Uncollected Taxes	1,281,185.00	1992 Taxes Cancelled, Abated or Adjusted	30,547.00
Environmental Inspection & Control	70,600.00	CAPITAL OUTLAY TOTAL	1,341,757.00	Transfer to Tax Title Liens or Foreclosed	29,302.00
Other Public Safety		Public Enterprises	256,439.00	Balance Outstanding Dec. 31, 1992	613,868.00
PUBLIC WORKS		Recreation-Culture	16,150.00	PRIOR YEARS TAXES OUTSTANDING	
Streets and Drainage	485,870.00	Public Works	800,325.00	Balance January 1, 1992	497,789.00
Sewers and Sewage Processing	1,070,742.00	Buildings and Grounds	268,844.00	Collected in 1992	474,596.00
Garbage and Trash Disposal	1,259,200.00	Library and Education		Cancelled, Abated or Adjusted 1992	
Public Buildings and Grounds		Conservation		Transfers to Tax Title Liens or Foreclosed	20,939.00
Other Public Works	10,401.00	All Other		Balance December 31, 1992	2,254.00
HEALTH and WELFARE		CAPITAL DEBT AUTHORIZED, DECEMBER 31, 1992		TAX TITLE LIENS OUTSTANDING	
Health Services Except Environmental	116,768.00	ISSUED AND UNISSUED		Balance January 1, 1992	21,696.00
Welfare-Public Assistance	135,916.00	School		Transfer From Taxes	55,577.00
Hospital, Clinics, First Aid		Self-Liquidating	1,223,495	Redeemed in 1992	
Animal, Insect, & Rodent Control		Other	11,228,572	Cancelled, Abated or Adjusted (1992)	
Other Welfare Services		Total	12,452,067	Transfers to Foreclosed Property	
RECREATION and CONSERVATION		ISSUED AND OUTSTANDING		Balance December 31, 1992	77,273.00
Beaches and Boardwalks		School		PROPERTY ACQUIRED BY DEED OR FORECLOSURE	
Parks, Playgrounds, Shade Trees	36,895.00	Self-Liquidating	961,580.00	Balance January 1, 1992	34,980.00
Land Reclamation & Conservation	860.00	Other	6,010,180.00	Transfers From Taxes or Liens	
Other Recreational Services	154,636.00	Total	6,971,760.00	Sale for Cash (1992)	
EDUCATION (excluding schools)		EQUALIZED VALUATION BASIS		Cancelled, Abated or Adjusted (1992)	
Libraries	436,041.00	FOR NET DEBT COMPUTATION	1,291,633,780	Balance December 31, 1992	34,980.00
Other Educational Services		REAL PROPERTY VALUATIONS		CURRENT FINANCES DECEMBER 31, 1992	
STATUTORY EXPENDITURES		Code Class # of Parcels % VAL'N ASSESSED VALUATION		ASSETS	
Pensions & F. L. C. A.	149,535.00	1 Vacant Land 199 1.13 15,518,400.00		Cash Dec. 31, 1992	6,277,957.00
Employee Fringe Benefits	446,783.00	2 Residential 5211 80.11 1,097,391,730.00		Taxes Receivable	616,122.00
Other Statutory Expenditures		3 Farm 285 9.52 131,736,900.00		Tax Title Liens	77,273.00
CETA And Other Public Employment Programs		4a Commercial 110 7.29 99,929,600.00		Foreclosed Property	34,980.00
MUNICIPAL FUNCTIONS TOTAL	7,238,867.00	4c Apartments 16 1.34 25,272,900.00		Emergencies & Other Deferred Charges	
CAPITAL IMPROVEMENTS *MEMO*	100,000.00	Total 5821 3.44 1,369,849,530.00		State and Federal Aid Receivable	8,521.00
DEBT SERVICE		Land Area 3.44 Sq. Miles		Other Receivables	14,848.00
Principal Payments	319,563.00	Net Valuation Taxable-Municipal	1,372,557,837	Total	7,029,701.00
Interest Payments	378,634.00	Net Valuation Taxable-County	1,312,631,928	LIABILITIES, RESERVES, AND SURPLUS	
DEFERRED CHARGES	5,155.00	State Equalized Valuation	1,252,001,084	Cash Liabilities	929,921.00
SCHOOL, COUNTY, SPECIAL DISTRICT TAXES	19,810,953.91	State Equalization Ratio	109.65	Reserves for Receivables	743,223.00
RESERVE FOR UNCOLLECTED TAXES	1,281,185.00			Surplus Dec. 31, 1992	5,356,557.00
EXPENDITURES TOTAL	29,034,357.91			Total	7,029,701.00

1339

Population 1980 23,013
 Population 1990 21,976
 S & P Rating AAA
 Moody Rating AAA

General Tax Rate Per \$100. 3.77
 State Equalized Tax Rate 2.35

HAZLET TOWNSHIP - MONMOUTH CO.
 Form of Government:
Township Committee
 Number of Members on Governing Body - 5

PER CAPITA: Gross Debt 549,799 Net Debt 322,300 Debt Service 49,311 Total Tax Levy 1,100.02 Municipal Expenditures 391.67
 PER CENT: Gross Debt 1.20 Net Debt .70 Tax Levy Collected 97.42 Tax Levy Cancelled, Abated or Adjusted .12

EXPENDITURES		REVENUES-REALIZED		1992 PROPERTY TAX	
GENERAL GOVERNMENT		REVENUES		STATE EQUALIZED TAX RATE	
Governing Body & Public Boards	43,712.00	1992 Property Taxes Collected	23,550,085.07	Local District School Taxes	1.52
Municipal Clerk	94,057.50	1992 Payments in Lieu of Taxes		Regional & Consolidated School Tax	
Financial Administration	431,262.00	Delinquent Tax & Lien Collections	747,200.29	School Taxes in Municipal Budget	
Assessment of Taxes	1,500.00	Business Personalty Replacement Taxes	180,213.68	County Taxes	.45 *
Collection of Taxes	40,958.00	Taxes from Public Utilities	1,105,865.44	County Library Taxes	.02
Planning, Housing & Development	147,574.15	Other Miscellaneous Tax Revenues		Local Municipal Purpose Taxes	.35
Human Resources	7,900.00	State Aid Revenues	1,621,573.20	Veteran & Senior Citizen Taxes	
Elections	821,269.45	Federal Aid Revenues		Total Taxes for Rate Computation	2.34
General Administration (other)	182,827.94	State and Local Fiscal Assistance Act Utilized		Special District Taxes	858,686.00
JUDICIARY		Sale of Acquired Property	1,132,013.82	Bank Corp. Taxes	
Municipal Courts	2,443,066.07	Other Miscellaneous Revenues	29,336,951.50	Added and Omitted Taxes	60,166.82
PUBLIC SAFETY		Total	28,784,927.50	Total Taxes Levied - ABSTRACT	24,174,103.82
Fire Protection	12,511.00	Prior Years Surplus Appropriated	447,976.00	Total Taxes Billed	24,174,103.82
Police Protection	104,741.00	REVENUES TOTAL	28,784,927.50	1992 TAXES COLLECTED	23,550,085.07
Civil Defense & Disaster Control	700.00	Reserve For Uncollected Taxes	884,326.00	1992 Taxes Cancelled, Abated or Adjusted	29,594.02
Environmental Inspection & Control	525,040.00	CAPITAL OUTLAY TOTAL	668,325.94	Transfer to Tax Title Liens or Foreclosed	88,313.21
Other Public Safety	423,569.00	Public Enterprises	8,140.41	Balance Outstanding Dec. 31, 1992	506,111.52
PUBLIC WORKS		Recreation-Culture	20,246.02	PRIOR YEARS TAXES OUTSTANDING	
Streets and Drainage	236,840.00	Public Works	496,667.18	Balance January 1, 1992	840,452.82
Sewers and Sewage Processing	500.00	Buildings and Grounds	143,272.33	Collected in 1992	723,936.73
Garbage and Trash Disposal	156,469.00	Library and Education		Cancelled, Abated or Adjusted 1992	
Public Buildings and Grounds	20,335.00	Conservation		Transfers to Tax Title Liens or Foreclosed	9,679.75
Other Public Works	5,100.00	All Other		Balance December 31, 1992	106,836.34
HEALTH and WELFARE		CAPITAL DEBT AUTHORIZED, DECEMBER 31, 1992		TAX TITLE LIENS OUTSTANDING	
Health Services Except Environmental	5,100.00	ISSUED AND UNISSUED	GROSS DEBT	NET DEBT	
Welfare-Public Assistance	200.00	School	4,774,000		
Hospital, Clinics, First Aid	112,402.00	Self-Liquidating	174,735	174,735	
Animal, Insect, & Rodent Control	37,843.00	Other	7,133,475	6,908,199	
Other Welfare Services	1,363.00	Total	12,082,210	7,082,934	
RECREATION and CONSERVATION		ISSUED AND OUTSTANDING		Balance December 31, 1992	
Beaches and Boardwalks	112,402.00	School	4,774,000.00	Balance January 1, 1992	1,095,300.00
Parks, Playgrounds, Shade Trees	37,843.00	Self-Liquidating	173,000.00	Transfers From Taxes or Liens	
Land Reclamation & Conservation	1,363.00	Other	7,104,000.00	Sale for Cash (1992)	
Other Recreational Services	37,843.00	Total	12,051,000.00	Cancelled, Abated or Adjusted (1992)	
EDUCATION (excluding schools)		EQUALIZED VALUATION BASIS		Balance December 31, 1992	
Libraries	37,843.00	FOR NET DEBT COMPUTATION	1,010,866,102	1,095,300.00	
Other Educational Services	6,501,725.01	REAL PROPERTY VALUATIONS		CURRENT FINANCES DECEMBER 31, 1992	
STATUTORY EXPENDITURES		Code Class # of Parcels % VAL'N		ASSETS	
Pensions & F. L. C. A.	322,709.99	1 Vacant Land	296 1.57	Cash Dec. 31, 1992	1,952,932.69
Employee Fringe Benefits	427,269.91	2 Residential	5996 82.25	Taxes Receivable	612,947.86
Other Statutory Expenditures	6,501,725.01	3 Farm	8 .06	Tax Title Liens	314,848.25
CETA And Other Public Employment Programs		4a Commercial	253 14.07	Foreclosed Property	1,095,300.00
MUNICIPAL FUNCTIONS		4b Industrial	9 2.06	Emergencies & Other Deferred Charges	297,181.95
CAPITAL IMPROVEMENTS		4c Apartments		State and Federal Aid Receivable	1,292.97
DEBT SERVICE		Total	6567	Other Receivables	153,162.35
Principal Payments	635,264.27	Land Area	5.60 Sq. Miles	Total	4,427,666.07
Interest Payments	448,463.91	Net Valuation Taxable-Municipal	616,511,999	LIABILITIES, RESERVES, AND SURPLUS	
DEFERRED CHARGES		Net Valuation Taxable-County	1,033,607,375	Cash Liabilities	1,194,734.50
SCHOOL, COUNTY, SPECIAL DISTRICT TAXES	20,636,071.96	State Equalized Valuation	989,500,004	Reserves for Receivables	2,099,297.46
RESERVE FOR UNCOLLECTED TAXES	884,326.06	State Equalization Ratio	62.23	Surplus Dec. 31, 1992	1,133,634.11
EXPENDITURES TOTAL	29,243,326.75			Total	4,427,666.07

1206
 Population 1980 955
 Population 1990 1,211
 S & P Rating
 Moody Rating BAA

General Tax Rate Per \$100 2.79
 State Equalized Tax Rate 1.69

HELMETTA BOROUGH - MIDDLESEX CO.
 Form of Government:
 Borough Council
 Number of Members on Governing Body - 6

PER CAPITA:
 Gross Debt 2,174.86
 Net Debt 1,011.76
 Debt Service 38.21
 Total Tax Levy 1,051.53
 Municipal Expenditures 641.82

PER CENT:
 Gross Debt 3.70
 Net Debt 1.72
 Tax Levy Collected 95.97
 Tax Levy Cancelled, Abated or Adjusted

EXPENDITURES		REVENUES-REALIZED		1992 PROPERTY TAX	
GENERAL GOVERNMENT		1992 Property Taxes Collected		STATE EQUALIZED TAX RATE	
Governing Body & Public Boards		1992 Payments in Lieu of Taxes	1,224,024.65	Local District School Taxes	.83 625,000.00
Municipal Clerk		Delinquent Tax & Lien Collections	47,482.21	Regional & Consolidated School Tax	
Financial Administration	23,200.00	Business Personalty Replacement Taxes	68,541.32	School Taxes in Municipal Budget	
Assessment of Taxes	11,600.00	Taxes from Public Utilities	72,159.00	County Taxes	.43 319,430.51
Collection of Taxes	11,165.00	Other Miscellaneous Tax Revenues		County Library Taxes	
Planning, Housing & Development	4,535.00	State Aid Revenues	47,280.40	Local Municipal Purpose Taxes	.43 320,652.19
Human Resources	27,904.00	Federal Aid Revenues		Veteran & Senior Citizen Taxes	
Elections	1,100.00	State and Local Fiscal Assistance Act Utilized		Total Taxes for Rate Computation	1.69 1,275,132.70
General Administration (other)	133,250.00	Sale of Acquired Property		Special District Taxes	
JUDICIARY		Other Miscellaneous Revenues	84,024.87	Bank Corp. Taxes	
Municipal Courts	14,250.00			Added and Omitted Taxes	8,315.20
PUBLIC SAFETY		Prior Years Surplus Appropriated	165,000.00	Total Taxes Levied - ABSTRACT	1,273,397.90
Fire Protection	15,307.00	REVENUES TOTAL	1,708,512.45	Total Taxes Billed	1,275,449.22
Police Protection	163,550.00	Reserve For Uncollected Taxes	67,282.61	1992 TAXES COLLECTED	1,224,024.65
Civil Defense & Disaster Control	100.00	CAPITAL OUTLAY TOTAL	610,965.57	1992 Taxes Cancelled, Abated or Adjusted	
Environmental Inspection & Control	26,600.00	Public Enterprises	225,788.54	Transfer to Tax Title Liens or Foreclosed	2,469.15
Other Public Safety		Recreation-Culture		Balance Outstanding Dec. 31, 1992	48,955.42
PUBLIC WORKS		Public Works	319,084.47	PRIOR YEARS TAXES OUTSTANDING	
Streets and Drainage	44,975.00	Buildings and Grounds	66,092.56	Balance January 1, 1992	52,918.60
Sewers and Sewage Processing	18,200.00	Library and Education		Collected in 1992	47,393.15
Garbage and Trash Disposal	67,900.00	Conservation		Cancelled, Abated or Adjusted 1992	
Public Buildings and Grounds	4,000.00	All Other		Transfers to Tax Title Liens or Foreclosed	
Other Public Works	8,700.00	CAPITAL DEBT AUTHORIZED, DECEMBER 31, 1992		Balance December 31, 1992	5,525.45
HEALTH and WELFARE		ISSUED AND UNISSUED		TAX TITLE LIENS OUTSTANDING	
Health Services Except Environmental	3,375.00	School		Balance January 1, 1992	7,683.47
Welfare-Public Assistance	385.00	Self-Liquidating	1,091,000	Transfer From Taxes	2,469.15
Hospital, Clinics, First Aid		Other	1,542,750	Redeemed in 1992	89.06
Animal, Insect, & Radent Control	3,500.00	Total	2,633,750	Cancelled, Abated or Adjusted (1992)	1,644.78
Other Welfare Services		ISSUED AND OUTSTANDING		Transfers to Foreclosed Property	
RECREATION and CONSERVATION		School		Balance December 31, 1992	8,418.78
Beaches and Boardwalks		Self-Liquidating	1,081,000.00	PROPERTY ACQUIRED BY DEED OR FORECLOSURE	
Parks, Playgrounds, Shade Trees		Other	1,274,000.00	Balance January 1, 1992	29,800.00
Land Reclamation & Conservation		Total	2,355,000.00	Transfers From Taxes or Liens	
Other Recreational Services	5,000.00	EQUALIZED VALUATION BASIS		Sale for Cash (1992)	
EDUCATION (excluding schools)		FOR NET DEBT COMPUTATION	71,212,607	Cancelled, Abated or Adjusted (1992)	
Libraries		REAL PROPERTY VALUATIONS		Balance December 31, 1992	29,800.00
Other Educational Services		Code Class # of Parcels % VAL'N ASSESSED VALUATION		CURRENT FINANCES DECEMBER 31, 1992	
STATUTORY EXPENDITURES		1 Vacant Land 72 1.94 873,600.00		ASSETS	
Pensions & F. I. C. A.	21,100.00	2 Residential 661 85.90 38,766,000.00		Cash Dec. 31, 1992	367,971.85
Employee Fringe Benefits	27,500.00	3 Farm 6 2.11 952,800.00		Taxes Receivable	54,480.87
Other Statutory Expenditures	2,300.00	4a Commercial 27 10.05 4,537,400.00		Tax Title Liens	8,418.78
CETA And Other Public Employment Programs		4c Apartments 766 45,129,800.00		Foreclosed Property	29,800.00
MUNICIPAL FUNCTIONS TOTAL	633,496.00	Total 766 45,129,800.00		Emergencies & Other Deferred Charges	24,200.00
CAPITAL IMPROVEMENTS *MEMO*	22,000.00	Land Area .80 Sq. Miles		State and Federal Aid Receivable	
DEBT SERVICE		Net Valuation Taxable-Municipal	45,416,990	Other Receivables	9,273.86
Principal Payments	18,000.00	Net Valuation Taxable-County	74,067,151	Total	494,145.36
Interest Payments	29,267.82	State Equalized Valuation	74,906,568	LIABILITIES, RESERVES, AND SURPLUS	
DEFERRED CHARGES	24,200.00	State Equalization Ratio	60.48	Cash Liabilities	162,206.92
SCHOOL, COUNTY, SPECIAL DISTRICT TAXES	944,430.51			Reserves for Receivables	101,973.51
RESERVE FOR UNCOLLECTED TAXES	67,282.61			Surplus Dec. 31, 1992	229,874.93
EXPENDITURES TOTAL	1,721,675.94			Total	494,145.36

0419

Population 1980 1,250
 Population 1990 1,045
 S & P Rating
 Moody Rating

General Tax Rate Per \$100. 4.26
 State Equalized Tax Rate 2.57

HI-NELLA BOROUGH - CAMDEN COUNTY
 Form of Government:
Borough Council
 Number of Members on Governing Body - 6

PER CAPITA:
 Grass Debt 37.95
 Net Debt 32.47
 Debt Service
 Total Tax Levy 574.74
 Municipal Expenditures 428.33

PER CENT:
 Grass Debt .17
 Net Debt .15
 Tax Levy Collected 88.94
 Tax Levy Cancelled, Abated or Adjusted

EXPENDITURES		REVENUES-REALIZED		1992 PROPERTY TAX	
GENERAL GOVERNMENT				STATE EQUALIZED TAX RATE	
Governing Body & Public Boards		1992 Property Taxes Collected	534,331.88	Local District School Taxes 1.25	292,660.95
Municipal Clerk		1992 Payments in Lieu of Taxes		Regional & Consolidated School Tax	
Financial Administration	21,300.00	Delinquent Tax & Lien Collections	39,543.84	School Taxes in Municipal Budget	
Assessment of Taxes	2,200.00	Business Personalty Replacement Taxes	4,456.68	County Taxes .83	192,711.39
Collection of Taxes	3,350.00	Taxes from Public Utilities	53,130.60	County Library Taxes .03	6,296.18
Planning, Housing & Development	500.00	Other Miscellaneous Tax Revenues		Local Municipal Purpose Taxes .46	108,200.00
Human Resources	4,219.00	State Aid Revenues	68,926.49	Veteran & Senior Citizen Taxes	6,600.00
Elections	1,800.00	Federal Aid Revenues		Total Taxes for Rate Computation 2.57	606,468.51
General Administration (other)	63,822.90	State and Local Fiscal Assistance Act Utilized		Special District Taxes	
JUDICIARY		Sale of Acquired Property		Bank Corp. Taxes	
Municipal Courts	25,411.81	Other Miscellaneous Revenues	126,157.08	Added and Omitted Taxes	732.00
PUBLIC SAFETY		Total	826,596.57	Total Taxes Levied - ABSTRACT	600,600.51
Fire Protection	10,653.39	Prior Years Surplus Appropriated	132,000.00	Total Taxes Billed	600,844.91
Police Protection	93,130.87	REVENUES TOTAL	958,596.57	1992 TAXES COLLECTED	534,331.88
Civil Defense & Disaster Control	200.00	Reserve For Uncollected Taxes	79,291.58	1992 Taxes Cancelled, Abated or Adjusted	
Environmental Inspection & Control		CAPITAL OUTLAY TOTAL		Transfer to Tax Title Liens or Foreclosed	19,354.30
Other Public Safety		Public Enterprises		Balance Outstanding Dec. 31, 1992	47,108.73
PUBLIC WORKS		Recreation-Culture		PRIOR YEARS TAXES OUTSTANDING	
Streets and Drainage	9,950.00	Public Works		Balance January 1, 1992	51,469.69
Sewers and Sewage Processing	52,895.31	Buildings and Grounds		Collected in 1992	10,652.90
Garbage and Trash Disposal	24,000.00	Library and Education		Cancelled, Abated or Adjusted 1992	
Public Buildings and Grounds	13,900.00	Conservation		Transfers to Tax Title Liens or Foreclosed	
Other Public Works	11,000.00	All Other		Balance December 31, 1992	40,816.79
HEALTH and WELFARE		CAPITAL DEBT AUTHORIZED, DECEMBER 31, 1992		TAX TITLE LIENS OUTSTANDING	
Health Services Except Environmental	175.00	ISSUED AND UNISSUED		Balance January 1, 1992	40,487.08
Welfare-Public Assistance	1,237.00	School		Transfer From Taxes	19,354.30
Hospital, Clinics, First Aid		Self-Liquidating		Redeemed in 1992	28,890.94
Animal, Insect, & Rodent Control	300.00	Other	39,657	Cancelled, Abated or Adjusted (1992)	
Other Welfare Services		Total	39,657	Transfers to Foreclosed Property	
RECREATION and CONSERVATION		ISSUED AND OUTSTANDING		Balance December 31, 1992	30,950.44
Beaches and Boardwalks		School		PROPERTY ACQUIRED BY DEED OR FORECLOSURE	
Parks, Playgrounds, Shade Trees	6,300.00	Self-Liquidating		Balance January 1, 1992	950.00
Land Reclamation & Conservation	31.15	Other		Transfers From Taxes or Liens	
Other Recreational Services	1,000.00	Total		Sale for Cash (1992)	
EDUCATION (excluding schools)		EQUALIZED VALUATION BASIS		Cancelled, Abated or Adjusted (1992)	
Libraries	2,400.00	FOR NET DEBT COMPUTATION	23,313,134	Balance December 31, 1992	950.00
Other Educational Services		REAL PROPERTY VALUATIONS		CURRENT FINANCES DECEMBER 31, 1992	
STATUTORY EXPENDITURES		Code Class # of Parcels % VAL'N		ASSETS	
Pensions & F. L. C. A.	11,798.93	1 Vacant Land 10 .64	89,300.00	Cash Dec. 31, 1992	330,866.72
Employee Fringe Benefits		2 Residential 124 49.07	6,861,300.00	Taxes Receivable	87,925.52
Other Statutory Expenditures		3 Farm 2 .70	97,700.00	Tax Title Liens	30,950.44
CETA And Other Public Employment Programs		4a Commercial 10 12.64	1,767,400.00	Foreclosed Property	950.00
MUNICIPAL FUNCTIONS TOTAL	361,475.86	4b Industrial 1 2.28	319,600.00	Emergencies & Other Deferred Charges	
CAPITAL IMPROVEMENTS *MEMO*	15,000.00	4c Apartments 3 34.67	4,847,400.00	State and Federal Aid Receivable	4,219.00
DEBT SERVICE		Total 150	13,981,700.00	Other Receivables	21,637.72
Principal Payments		Land Area .23 Sq. Miles		Total	476,549.40
Interest Payments		Net Valuation Taxable-Municipal	14,073,942	LIABILITIES, RESERVES, AND SURPLUS	
DEFERRED CHARGES	6,835.87	Net Valuation Taxable-County	24,036,942	Cash Liabilities	162,810.26
SCHOOL, COUNTY, SPECIAL DISTRICT TAXES	491,668.51	State Equalized Valuation	23,263,770	Reserves for Receivables	141,453.68
RESERVE FOR UNCOLLECTED TAXES	79,291.53	State Equalization Ratio	60.34	Surplus Dec. 31, 1992	172,275.46
EXPENDITURES TOTAL	939,271.82			Total	476,549.40

Population 1980 3,435
 Population 1990 3,886
 S & P Rating
 Moody Rating A

General Tax Rate Per \$100. 2.17
 State Equalized Tax Rate 2.15

HIGH BRIDGE BOROUGH - HUNTERDON CO.

Form of Government:

Borough Council

Number of Members on Governing Body - 6

PER CAPITA:

Gross Debt 834.95
 Net Debt 401.09
 Debt Service 95.40
 Total Tax Levy 1,104.83
 Municipal Expenditures 453.43

PER CENT:

Gross Debt 1.59
 Net Debt .76
 Tax Levy Collected 95.63
 Tax Levy Cancelled, Abated or Adjusted .35

EXPENDITURES		REVENUES-REALIZED		1992 PROPERTY TAX	
GENERAL GOVERNMENT		REVENUES-REALIZED		STATE EQUALIZED TAX RATE	
Governing Body & Public Boards		1992 Property Taxes Collected	4,106,517.27	Local District School Taxes	1.34
Municipal Clerk		1992 Payments in Lieu of Taxes		Regional & Consolidated School Tax	.36
Financial Administration	27,909.60	Delinquent Tax & Lien Collections	180,428.22	School Taxes in Municipal Budget	
Assessment of Taxes	14,470.00	Business Personalty Replacement Taxes	84,678.12	County Taxes	.31
Collection of Taxes	20,512.90	Taxes from Public Utilities	121,263.00	County Library Taxes	.03
Planning, Housing & Development	10,929.10	Other Miscellaneous Tax Revenues		Local Municipal Purpose Taxes	.21
Human Resources	8,568.00	State Aid Revenues	235,552.70	Veteran & Senior Citizen Taxes	
Elections		Federal Aid Revenues		Total Taxes for Rate Computation	2.15
General Administration (other)	223,213.14	State and Local Fiscal Assistance Act Utilized		Special District Taxes	
JUDICIARY		Sale of Acquired Property		Bank Corp. Taxes	
Municipal Courts	25,407.67	Other Miscellaneous Revenues	144,361.80	Added and Omitted Taxes	
PUBLIC SAFETY		Total	4,872,801.11	Total Taxes Levied - ABSTRACT	4,293,372.55
Fire Protection	32,772.70	Prior Years Surplus Appropriated	607,747.42	Total Taxes Billed	4,294,310.29
Police Protection	250,879.44	REVENUES TOTAL	5,480,548.53	1992 TAXES COLLECTED	4,106,517.27
Civil Defense & Disaster Control		Reserve For Uncollected Taxes	304,533.47	1992 Taxes Cancelled, Abated or Adjusted	15,226.46
Environmental Inspection & Control		CAPITAL OUTLAY TOTAL	379,092.46	Transfer to Tax Title Liens or Foreclosed	29,936.20
Other Public Safety		Public Enterprises	32,152.48	Balance Outstanding Dec. 31, 1992	151,630.35
PUBLIC WORKS		Recreation-Culture	1,000.00	PRIOR YEARS TAXES OUTSTANDING	
Streets and Drainage	231,912.73	Public Works	291,948.85	Balance January 1, 1992	141,649.19
Sewers and Sewage Processing		Buildings and Grounds	53,991.13	Collected in 1992	139,655.51
Garbage and Trash Disposal		Library and Education		Cancelled, Abated or Adjusted 1992	267.18
Public Buildings and Grounds	32,955.00	Conservation		Transfers to Tax Title Liens or Foreclosed	
Other Public Works	13,000.00	All Other		Balance December 31, 1992	1,726.50
HEALTH and WELFARE		CAPITAL DEBT AUTHORIZED, DECEMBER 31, 1992		TAX TITLE LIENS OUTSTANDING	
Health Services Except Environmental	2,650.00	ISSUED AND UNISSUED		Balance January 1, 1992	116,239.32
Welfare-Public Assistance	4,598.00	School	166,785	Transfer From Taxes	20,936.20
Hospital, Clinics, First Aid		Self-Liquidating	1,519,224	Redeemed in 1992	40,772.71
Animal, Insect, & Rodent Control		Other	1,558,617	Cancelled, Abated or Adjusted (1992)	
Other Welfare Services		Total	3,244,626	Transfers to Foreclosed Property	
RECREATION and CONSERVATION		ISSUED AND OUTSTANDING		Balance December 31, 1992	96,402.81
Beaches and Boardwalks		School	166,785.38	PROPERTY ACQUIRED BY DEED OR FORECLOSURE	
Parks, Playgrounds, Shade Trees	6,304.96	Self-Liquidating	1,316,949.00	Balance January 1, 1992	
Land Reclamation & Conservation	5.00	Other	1,538,762.00	Transfers From Taxes or Liens	
Other Recreational Services	1,900.00	Total	3,022,496.38	Sale for Cash (1992)	
EDUCATION (exclusing schools)		EQUALIZED VALUATION BASIS		Cancelled, Abated or Adjusted (1992)	
Libraries	12,653.78	FOR NET DEBT COMPUTATION	203,755,109	Balance December 31, 1992	
Other Educational Services		REAL PROPERTY VALUATIONS		CURRENT FINANCES DECEMBER 31, 1992	
STATUTORY EXPENDITURES		Code Class # of Parcels % VAL'N	ASSESSED VALUATION	ASSETS	
Pensions & F. L. C. A.	65,867.47	1 Vacant Land 102 2.07	4,085,200.00	Cash Dec. 31, 1992	1,461,324.72
Employee Fringe Benefits	87,000.00	2 Residential 1292 88.57	174,414,400.00	Taxes Receivable	153,356.85
Other Statutory Expenditures		3 Farm 28 .99	1,959,456.00	Tax Title Liens	96,402.81
CETA And Other Public Employment Programs		4a Commercial 25 2.96	5,633,800.00	Foreclosed Property	
MUNICIPAL FUNCTIONS TOTAL	1,073,509.49	4b Industrial 10 4.67	9,192,700.00	Emergencies & Other Deferred Charges	7,457.79
CAPITAL IMPROVEMENTS *MEMO*	17,500.00	4c Apartments 5 .83	1,628,500.00	State and Federal Aid Receivable	
DEBT SERVICE		Total 1463	196,914,056.00	Other Receivables	34,481.34
Principal Payments	303,129.35	Land Area 2.30 Sq. Miles		Total	1,753,023.50
Interest Payments	67,589.23	Net Valuation Taxable-Municipal	197,766,017	LIABILITIES, RESERVES, AND SURPLUS	
DEFERRED CHARGES	13,248.70	Net Valuation Taxable-County	199,944,730	Cash Liabilities	659,064.23
SCHOOL, COUNTY, SPECIAL DISTRICT TAXES	3,880,846.69	State Equalized Valuation	199,694,792	Reserves for Receivables	284,241.00
RESERVE FOR UNCOLLECTED TAXES	304,533.47	State Equalization Ratio	99.03	Surplus Dec. 31, 1992	809,718.27
EXPENDITURES TOTAL	5,662,957.43			Total	1,753,023.50

1207

Population 1980 13,396
 Population 1990 13,279
 S & P Rating A+
 Moody Rating A

General Tax Rate Per \$100. 3.13
 State Equalized Tax Rate 2.99

HIGHLAND PARK BORO. - MIDDLESEX CO.
 Form of Government:
 Borough Council
 Number of Members on Governing Body - 6

PER CAPITA:
 Gross Debt 700.30
 Net Debt 522.06
 Debt Service 51.77
 Total Tax Levy 1,273.38
 Municipal Expenditures 654.97

PER CENT:
 Gross Debt 1.55
 Net Debt 1.15
 Tax Levy Collected 97.85
 Tax Levy Cancelled, Abated or Adjusted .54

EXPENDITURES		REVENUES-REALIZED		1992 PROPERTY TAX	
GENERAL GOVERNMENT		REVENUES-REALIZED		STATE EQUALIZED TAX RATE	
Governing Body & Public Boards	43,835.00	1992 Property Taxes Collected	16,644,393.66	Local District School Taxes	1.31 10,834,240.00
Municipal Clerk	78,075.00	1992 Payments in Lieu of Taxes		Regional & Consolidated School Tax	
Financial Administration	116,661.00	Delinquent Tax & Lien Collections	631,139.23	School Taxes in Municipal Budget	
Assessment of Taxes	146,600.00	Business Personalty Replacement Taxes	133,212.32	County Taxes	.39 2,194,154.44
Collection of Taxes	42,140.00	Taxes from Public Utilities	499,544.29	County Library Taxes	
Planning, Housing & Development	27,505.00	Other Miscellaneous Tax Revenues		Lacal Municipal Purpose Taxes	.63 3,891,948.93
Human Resources	166,379.00	State Aid Revenues	2,101,624.17	Veteran & Senior Citizen Taxes	59,500.00
Elections	4,700.00	Federal Aid Revenues		Total Taxes for Rate Computation	2.98 17,029,843.62
General Administration (other)	682,693.40	State and Local Fiscal Assistance Act Utilized		Special District Taxes	
JUDICIARY		Sale of Acquired Property		Bank Corp. Taxes	
Municipal Courts	280,271.78	Other Miscellaneous Revenues	825,230.35	Added and Omitted Taxes	5,253.62
PUBLIC SAFETY		Total	20,835,149.02	Total Taxes Levied - ABSTRACT	16,975,597.04
Fire Protection	389,434.00	Prior Years Surplus Appropriated	826,500.00	Total Taxes Billed	17,009,693.47
Police Protection	1,783,251.49	REVENUES TOTAL	21,661,649.02	1992 TAXES COLLECTED	16,644,398.66
Civil Defense & Disaster Control	6,490.00	Reserve For Uncollected Taxes	694,036.00	1992 Taxes Cancelled, Abated or Adjusted	91,417.39
Environmental Inspection & Control	140,430.00	CAPITAL OUTLAY TOTAL	1,998,354.64	Transfer to Tax Title Liens or Foreclosed	22,704.53
Other Public Safety	79,398.00	Public Enterprises	523,553.24	Balance Outstanding Dec. 31, 1992	251,172.84
PUBLIC WORKS		Recreation-Culture		PRIOR YEARS TAXES OUTSTANDING	
Streets and Drainage	82,000.00	Public Works	1,033,053.73	Balance January 1, 1992	427,269.56
Sewers and Sewage Processing		Buildings and Grounds	441,747.67	Collected in 1992	418,094.92
Garbage and Trash Disposal	292,668.00	Library and Education		Cancelled, Abated or Adjusted 1992	757.09
Public Buildings and Grounds	125,621.00	Conservation		Transfers to Tax Title Liens or Foreclosed	
Other Public Works	764,217.00	All Other		Balance December 31, 1992	8,417.55
HEALTH and WELFARE		CAPITAL DEBT AUTHORIZED, DECEMBER 31, 1992		TAX TITLE LIENS OUTSTANDING	
Health Services Except Environmental	41,309.00	ISSUED AND UNISSUED		Balance January 1, 1992	261,054.55
Welfare-Public Assistance	173,424.00	School	915,000	Transfer From Taxes	22,704.53
Hospital, Clinics, First Aid		Self-Liquidating	1,375,750	Redeemed in 1992	213,044.31
Animal, Insect, & Rodent Control		Other	7,008,490	Cancelled, Abated or Adjusted (1992)	
Other Welfare Services		Total	9,299,240	Transfers to Foreclosed Property	
RECREATION and CONSERVATION		ISSUED AND OUTSTANDING		Balance December 31, 1992	70,714.82
Beaches and Boardwalks	280.00	School	915,000.00	PROPERTY ACQUIRED BY DEED OR FORECLOSURE	
Parks, Playgrounds, Shade Trees		Self-Liquidating	1,375,000.00	Balance January 1, 1992	58,356.20
Land Reclamation & Conservation	37,567.12	Other	6,615,000.00	Transfers From Taxes or Liens	
Other Recreational Services	124,107.00	Total	8,905,000.00	Sale for Cash (1992)	
EDUCATION (excluding schools)		EQUALIZED VALUATION BASIS FOR NET DEBT COMPUTATION	600,917,142	Cancelled, Abated or Adjusted (1992)	
Libraries	487,383.00	REAL PROPERTY VALUATIONS		Balance December 31, 1992	58,356.20
Other Educational Services	220,095.00	Code Class # of Parcels % VAL'N	ASSESSED VALUATION	CURRENT FINANCES DECEMBER 31, 1992	
STATUTORY EXPENDITURES		1 Vacant Land 90 .90	4,822,100.00	ASSETS	
Pensions & F. L. C. A.	404,794.00	2 Residential 2835 72.52	386,652,800.00	Cash Dec. 31, 1992	2,247,188.44
Employee Fringe Benefits	496,850.00	3 Farm		Taxes Receivable	259,590.39
Other Statutory Expenditures		4a Commercial 191 9.85	52,526,500.00	Tax Title Liens	70,714.82
CETA And Other Public Employment Programs		4b Industrial 10 1.24	6,612,200.00	Foreclosed Property	58,356.20
MUNICIPAL FUNCTIONS TOTAL	7,243,223.79	4c Apartments 53 15.48	82,531,300.00	Emergencies & Other Deferred Charges	30,000.00
CAPITAL IMPROVEMENTS *MEMO*	60,000.00	Total 3179	533,144,900.00	State and Federal Aid Receivable	13,957.60
DEBT SERVICE		Land Area 1.80 Sq. Miles		Other Receivables	107,526.95
Principal Payments	340,000.00	Net Valuation Taxable-Municipal	534,730,813	Total	2,787,334.41
Interest Payments	347,473.00	Net Valuation Taxable-County	509,172,300	LIABILITIES, RESERVES, AND SURPLUS	
DEFERRED CHARGES	72,567.37	State Equalized Valuation	569,425,832	Cash Liabilities	1,226,927.24
SCHOOL, COUNTY, SPECIAL DISTRICT TAXES	13,078,394.44	State Equalization Ratio	93.89	Reserves for Receivables	496,188.37
RESERVE FOR UNCOLLECTED TAXES	694,036.00			Surplus Dec. 31, 1992	1,064,213.80
EXPENDITURES TOTAL	21,775,699.60			Total	2,787,334.41

Population 1980 5,187
 Population 1990 4,849
 S & P Rating
 Moody Rating BAA1

General Tax Rate Per \$100. 2.45
 State Equalized Tax Rate 2.74

HIGHLANDS BOROUGH - MONMOUTH CO.
 Form of Government:
 Small Municipality Plan C (OMCL 50)
 Number of Members on Governing Body - 5

PER CAPITA: Gross Debt 1,426.57 PER CENT: Gross Debt 2.37
 Net Debt 1,020.57 Net Debt 1.70
 Debt Service 88.07 Tax Levy Collected 84.34
 Total Tax Levy 1,530.31 Tax Levy Cancelled, Abated or Adjusted .04
 Municipal Expenditures 1,273.74

EXPENDITURES		REVENUES-REALIZED		1992 PROPERTY TAX	
GENERAL GOVERNMENT		1992 Property Taxes Collected 3,068,023.13		STATE EQUALIZED TAX RATE .59	
Governing Body & Public Boards		1992 Payments in Lieu of Taxes		Local District School Taxes	1,599,144.00
Municipal Clerk		Delinquent Tax & Lien Collections		Regional & Consolidated School Tax	1,822,877.18
Financial Administration	125,200.00	Business Personality Replacement Taxes	27,388.00	School Taxes in Municipal Budget	
Assessment of Taxes	51,025.00	Taxes from Public Utilities	179,000.00	County Taxes	* 1,244,654.27
Collection of Taxes	87,800.00	Other Miscellaneous Tax Revenues		County Library Taxes	47,928.96
Planning, Housing & Development	47,850.00	State Aid Revenues	382,583.00	Local Municipal Purpose Taxes	1.00 2,705,872.67
Human Resources	113,401.00	Federal Aid Revenues		Veteran & Senior Citizen Taxes	57,400.00
Elections	1,200.00	State and Local Fiscal Assistance Act Utilized		Total Taxes for Rate Computation	2.74 7,477,877.08
General Administration (other)	979,345.00	Sale of Acquired Property		Special District Taxes	
JUDICIARY		Other Miscellaneous Revenues	342,433.74	Bank Corp. Taxes	
Municipal Courts	75,300.00	Total	3,999,427.87	Added and Omitted Taxes	
PUBLIC SAFETY		Prior Years Surplus Appropriated	950,000.00	Total Taxes Levied - ABSTRACT	7,420,477.08
Fire Protection	36,016.00	REVENUES TOTAL	4,949,427.87	Total Taxes Billed	3,637,540.81
Police Protection	903,777.00	Reserve For Uncollected Taxes	1,402,586.00	1992 TAXES COLLECTED	3,068,023.13
Civil Defense & Disaster Control	1,000.00	CAPITAL OUTLAY TOTAL	2,750,359.94	1992 Taxes Cancelled, Abated or Adjusted	1,526.55
Environmental Inspection & Control	72,050.00	Public Enterprises	86,735.07	Transfer to Tax Title Liens or Foreclosed	
Other Public Safety		Recreation—Culture		Balance Outstanding Dec. 31, 1992	567,991.13
PUBLIC WORKS		Public Works	2,644,231.57	PRIOR YEARS TAXES OUTSTANDING	
Streets and Drainage	229,396.00	Buildings and Grounds	19,393.30	Balance January 1, 1992	798,023.41
Sewers and Sewage Processing		Library and Education		Collected in 1992	285,761.02
Garbage and Trash Disposal	185,850.00	Conservation		Cancelled, Abated or Adjusted 1992	14,296.31
Public Buildings and Grounds	120,950.00	All Other		Transfers to Tax Title Liens or Foreclosed	
Other Public Works	15,000.00	CAPITAL DEBT AUTHORIZED, DECEMBER 31, 1992		Balance December 31, 1992	497,966.08
HEALTH and WELFARE		ISSUED AND UNISSUED	GROSS DEBT	TAX TITLE LIENS OUTSTANDING	
Health Services Except Environmental	44,500.00	School		Balance January 1, 1992	812,892.42
Welfare—Public Assistance	8,450.00	Self-Liquidating	1,917,954	Transfer From Taxes	
Hospital, Clinics, First Aid		Other	4,999,500	Redeemed in 1992	229,049.29
Animal, Insect, & Rodent Control	16,500.00	Total	6,917,454	Cancelled, Abated or Adjusted (1992)	
Other Welfare Services		ISSUED AND OUTSTANDING		Transfers to Foreclosed Property	
RECREATION and CONSERVATION		School		Balance December 31, 1992	583,843.13
Beaches and Boardwalks	11,500.00	Self-Liquidating	4,053,992.24	PROPERTY ACQUIRED BY DEED OR FORECLOSURE	
Parks, Playgrounds, Shade Trees	11,400.00	Other	7,749,000.00	Balance January 1, 1992	28,105.00
Land Reclamation & Conservation	101,400.00	Total	11,802,992.24	Transfers From Taxes or Liens	
Other Recreational Services	68,600.00	EQUALIZED VALUATION BASIS FOR NET DEBT COMPUTATION	291,763,460	Sale for Cash (1992)	
EDUCATION (excluding schools)		REAL PROPERTY VALUATIONS		Cancelled, Abated or Adjusted (1992)	
Libraries	6,600.00	Code Class # of Parcels % VAL'N ASSESSED VALUATION		Balance December 31, 1992	28,105.00
Other Educational Services		1 Vacant Land 168 2.07 6,255,100.00		CURRENT FINANCES DECEMBER 31, 1992	
STATUTORY EXPENDITURES		2 Residential 2150 85.26 257,697,900.00		ASSETS	
Pensions & F. L. C. A.	177,096.00	3 Farm 36,480,900.00		Cash Dec. 31, 1992	2,389,458.66
Employee Fringe Benefits	476,000.00	4a Commercial 111 11.41 36,480,900.00		Taxes Receivable	1,065,957.21
Other Statutory Expenditures	2,900.78	4b Industrial 15 1.26 3,804,800.00		Tax Title Liens	583,843.13
CETA And Other Public Employment Programs		4c Apartments 2444 302,238,700.00		Foreclosed Property	28,105.00
MUNICIPAL FUNCTIONS TOTAL	3,970,107.78	Total Land Area .54 Sq. Miles		Emergencies & Other Deferred Charges	127,208.22
CAPITAL IMPROVEMENTS *MEMO*	50,000.00	Net Valuation Taxable-Municipal	302,746,161	State and Federal Aid Receivable	38,643.84
DEBT SERVICE		Net Valuation Taxable-County	290,762,197	Other Receivables	166,725.11
Principal Payments	211,000.00	State Equalized Valuation	270,725,342	Total	4,399,941.17
Interest Payments	216,075.00	State Equalization Ratio	111.85	LIABILITIES, RESERVES, AND SURPLUS	
DEFERRED CHARGES	376,608.22			Cash Liabilities	1,431,916.04
SCHOOL, COUNTY, SPECIAL DISTRICT TAXES	4,714,604.41			Reserves for Receivables	1,844,630.45
RESERVE FOR UNCOLLECTED TAXES	1,402,586.00			Surplus Dec. 31, 1992	1,123,394.69
EXPENDITURES TOTAL	10,390,981.41			Total	4,399,941.17

*Includes County Health Service Taxes, County Vocational School Taxes, or County Open Space Tax. See Table 13.

1104
 Population 1980 4,581
 Population 1990 5,126
 S & P Rating
 Moody Rating A

General Tax Rate Per \$100. 3.22
 State Equalized Tax Rate 3.29

HIGHTSTOWN BOROUGH - MERCER CO.

Form of Government:
 Borough Council

Number of Members on Governing Body - 6

PER CAPITA:
 Gross Debt 1,392.60
 Net Debt 1,277.62
 Debt Service 65.34
 Total Tax Levy 1,476.63
 Municipal Expenditures 811.25

PER CENT:
 Gross Debt 3.05
 Net Debt 2.80
 Tax Levy Collected 91.35
 Tax Levy Cancelled, Abated or Adjusted .88

EXPENDITURES		REVENUES-REALIZED			1992 PROPERTY TAX	
					STATE EQUALIZED TAX RATE	
GENERAL GOVERNMENT						
Governing Body & Public Boards					Local District School Taxes	
Municipal Clerk					Regional & Consolidated School Tax	1.84
Financial Administration	69,290.00	1992 Property Taxes Collected	6,931,354.38		School Taxes in Municipal Budget	
Assessment of Taxes	58,014.09	1992 Payments in Lieu of Taxes	27,229.43		County Taxes	.54 *
Collection of Taxes	16,880.00	Delinquent Tax & Lien Collections	464,444.00		County Library Taxes	.05
Planning, Housing & Development	472,387.00	Business Personality Replacement Taxes	86,805.48		Local Municipal Purpose Taxes	.86
Human Resources	55,382.00	Taxes from Public Utilities	253,535.00		Veteran & Senior Citizen Taxes	
Elections	2,000.00	Other Miscellaneous Tax Revenues			Total Taxes for Rate Computation	3.29
General Administration (other)	314,077.79	State Aid Revenues	828,049.80		Special District Taxes	
JUDICIARY		Federal Aid Revenues			Bank Corp. Taxes	
Municipal Courts	87,165.00	State and Local Fiscal Assistance Act Utilized			Added and Omitted Taxes	
PUBLIC SAFETY		Sale of Acquired Property			Total Taxes Levied - ABSTRACT	
Fire Protection	113,140.70	Other Miscellaneous Revenues	396,281.21		Total Taxes Billed	7,587,434.39
Police Protection	716,478.17				1992 TAXES COLLECTED	6,931,354.38
Civil Defense & Disaster Control	1,000.00				1992 Taxes Cancelled, Abated or Adjusted	66,438.32
Environmental Inspection & Control	62,133.00	Prior Years Surplus Appropriated	157,000.00		Transfer to Tax Title Liens or Foreclosed	102,779.18
Other Public Safety		REVENUES TOTAL	9,144,700.30		Balance Outstanding Dec. 31, 1992	486,862.51
PUBLIC WORKS		Reserve For Uncollected Taxes	665,106.00		PRIOR YEARS TAXES OUTSTANDING	
Streets and Drainage	141,874.00	CAPITAL OUTLAY TOTAL	528,890.16		Balance January 1, 1992	506,974.69
Sewers and Sewage Processing					Collected in 1992	464,444.00
Garbage and Trash Disposal	467,919.00	Public Enterprises	320,703.93		Cancelled, Abated or Adjusted 1992	3,111.93
Public Buildings and Grounds	73,982.00	Recreation-Culture			Transfers to Tax Title Liens or Foreclosed	
Other Public Works		Public Works	208,186.23		Balance December 31, 1992	39,418.76
HEALTH and WELFARE		Buildings and Grounds			TAX TITLE LIENS OUTSTANDING	
Health Services Except Environmental		Library and Education			Balance January 1, 1992	233,907.40
Welfare-Public Assistance	80,248.00	Conservation			Transfer From Taxes	102,779.18
Hospital, Clinics, First Aid		All Other			Redeemed in 1992	
Animal, Insect, & Rodent Control	4,075.00	CAPITAL DEBT AUTHORIZED, DECEMBER 31, 1992			Cancelled, Abated or Adjusted (1992)	
Other Welfare Services		ISSUED AND UNISSUED			Transfers to Foreclosed Property	
RECREATION and CONSERVATION		School	589,390		Balance December 31, 1992	336,686.59
Beaches and Boardwalks		Self-Liquidating	4,879,059		PROPERTY ACQUIRED BY DEED OR FORECLOSURE	
Parks, Playgrounds, Shade Trees	6,200.00	Other	1,670,000		Balance January 1, 1992	
Land Reclamation & Conservation	11,513.35	Total	7,138,450		Transfers From Taxes or Liens	
Other Recreational Services	8,000.00	ISSUED AND OUTSTANDING			Sale for Cash (1992)	
EDUCATION (excluding schools)		School	589,390.64		Cancelled, Abated or Adjusted (1992)	
Libraries		Self-Liquidating	4,534,336.99		Balance December 31, 1992	
Other Educational Services		Other	1,477,500.00		CURRENT FINANCES DECEMBER 31, 1992	
STATUTORY EXPENDITURES		Total	6,601,227.63		ASSETS	
Pensions & F. L. C. A.	134,192.00	EQUALIZED VALUATION BASIS			Cash Dec. 31, 1992	662,233.26
Employee Fringe Benefits	188,400.00	FOR NET DEBT COMPUTATION	233,982,465		Taxes Receivable	526,281.27
Other Statutory Expenditures		REAL PROPERTY VALUATIONS			Tax Title Liens	336,686.58
CETA And Other Public Employment Programs		Code Class # of Parcels % VAL'N ASSESSED VALUATION			Foreclosed Property	
MUNICIPAL FUNCTIONS TOTAL	3,084,351.10	1 Vacant Land 84 1.51 3,427,000.00			Emergencies & Other Deferred Charges	63,200.00
CAPITAL IMPROVEMENTS *MEMO*	8,000.00	2 Residential 1351 73.15 165,956,400.00			State and Federal Aid Receivable	
DEBT SERVICE		3 Farm 3 .51 1,161,100.00			Other Receivables	3,973.01
Principal Payments	240,605.45	4a Commercial 102 15.87 36,015,100.00			Total	1,592,374.12
Interest Payments	94,319.38	4b Industrial 10 2.68 6,078,200.00			LIABILITIES, RESERVES, AND SURPLUS	
DEFERRED CHARGES	74,100.00	4c Apartments 7 6.28 14,239,400.00			Cash Liabilities	465,939.85
SCHOOL, COUNTY, SPECIAL DISTRICT TAXES	5,583,342.60	Total 1557 226,877,200.00			Reserves for Receivables	866,540.86
RESERVE FOR UNCOLLECTED TAXES	665,106.00	Land Area 1.23 Sq. Miles			Surplus Dec. 31, 1992	259,893.41
EXPENDITURES TOTAL	9,741,824.53	Net Valuation Taxable-Municipal	235,080,634		Total	1,592,374.12
		Net Valuation Taxable-County	243,421,694			
		State Equalized Valuation	230,131,535			
		State Equalization Ratio	102.23			

1310
 Population 1980 19,061
 Population 1990 23,803
 S & P Rating
 Moody Rating AAA

General Tax Rate Per \$100 3.50
 State Equalized Tax Rate 1.94

HILLSBOROUGH TWP. - SOMERSET CO.
 Form of Government:
 Township Committee
 Number of Members on Governing Body - 5

PER CAPITA:
 Gross Debt 1,111.62 PER CENT: Gross Debt 1.67
 Net Debt 339.33 Net Debt .51
 Debt Service 35.78 Tax Levy Collected 96.69
 Total Tax Levy 1,334.71 Tax Levy Cancelled, Abated or Adjusted .03
 Municipal Expenditures 407.35

EXPENDITURES		REVENUES-REALIZED		1992 PROPERTY TAX	
GENERAL GOVERNMENT		1992 Property Taxes Collected		STATE EQUALIZED TAX RATE	
Governing Body & Public Boards			37,253,186.57	Local District School Taxes	1.26 24,366,236.50
Municipal Clerk		1992 Payments in Lieu of Taxes		Regional & Consolidated School Tax	
Financial Administration	80,488.00	Delinquent Tax & Lien Collections	1,592,128.16	School Taxes in Municipal Budget	
Assessment of Taxes	144,865.00	Business Personalty Replacement Taxes	202,535.80	County Taxes	.41 * 3,011,273.04
Collection of Taxes	178,843.00	Taxes from Public Utilities	2,271,155.00	County Library Taxes	.03 591,317.11
Planning, Housing & Development	152,795.00	Other Miscellaneous Tax Revenues		Local Municipal Purpose Taxes	.24 4,562,982.19
Human Resources	122,284.00	State Aid Revenues	1,345,771.93	Veteran & Senior Citizen Taxes	105,100.00
Elections	11,200.00	Federal Aid Revenues		Total Taxes for Rate Computation	1.94 37,636,908.84
General Administration (other)	1,125,667.00	State and Local Fiscal Assistance Act Utilized		Special District Taxes	483,598.67
JUDICIARY		Sale of Acquired Property		Bank Corp. Taxes	
Municipal Courts	120,395.62	Other Miscellaneous Revenues	1,667,415.97	Added and Omitted Taxes	434,806.98
PUBLIC SAFETY		Total	44,332,193.43	Total Taxes Levied - ABSTRACT	38,450,214.49
Fire Protection	403,670.00	Prior Years Surplus Appropriated	1,200,000.00	Total Taxes Billed	38,530,003.00
Police Protection	2,242,383.31	REVENUES TOTAL	45,532,193.43	1992 TAXES COLLECTED	37,253,186.57
Civil Defense & Disaster Control	4,000.00	Reserve For Uncollected Taxes	1,735,000.00	1992 Taxes Cancelled, Abated or Adjusted	12,832.06
Environmental Inspection & Control	317,469.00	CAPITAL OUTLAY TOTAL	60,3743.63	Transfer to Tax Title Liens or Foreclosed	7,448.03
Other Public Safety		Public Enterprises		Balance Outstanding Dec. 31, 1992	1,256,536.34
PUBLIC WORKS		Recreation-Culture	4.00	PRIOR YEARS TAXES OUTSTANDING	
Streets and Drainage	1,409,118.00	Public Works	376,675.09	Balance January 1, 1992	1,665,164.46
Sewers and Sewage Processing	335,000.00	Buildings and Grounds	227,064.34	Collected in 1992	1,473,983.07
Garbage and Trash Disposal	39,000.00	Library and Education		Cancelled, Abated or Adjusted 1992	
Public Buildings and Grounds	351,500.00	Conservation		Transfers to Tax Title Liens or Foreclosed	792.43
Other Public Works	59,000.00	All Other		Balance December 31, 1992	190,388.96
HEALTH and WELFARE		CAPITAL DEBT AUTHORIZED, DECEMBER 31, 1992		TAX TITLE LIENS OUTSTANDING	
Health Services Except Environmental	221,862.00	ISSUED AND UNISSUED		Balance January 1, 1992	167,161.04
Welfare-Public Assistance	63,000.00	School	22,248,000	Transfer From Taxes	8,307.63
Hospital, Clinics, First Aid		Self-Liquidating		Redeemed in 1992	118,145.09
Animal, Insect, & Rodent Control	10,500.00	Other	9,775,532	Cancelled, Abated or Adjusted (1992)	
Other Welfare Services		Total	32,023,532	Transfers to Foreclosed Property	
RECREATION and CONSERVATION		ISSUED AND OUTSTANDING		Balance December 31, 1992	57,323.58
Beaches and Boardwalks		School	8,848,000.00	PROPERTY ACQUIRED BY DEED OR FORECLOSURE	
Parks, Playgrounds, Shade Trees		Self-Liquidating		Balance January 1, 1992	120,925.00
Land Reclamation & Conservation	1,500.00	Other	9,770,878.35	Transfers From Taxes or Liens	
Other Recreational Services	145,581.00	Total	18,618,878.35	Sale for Cash (1992)	
EDUCATION (excluding schools)		EQUALIZED VALUATION BASIS		Cancelled, Abated or Adjusted (1992)	
Libraries	2,750.00	FOR NET DEBT COMPUTATION	1,917,487,364	Balance December 31, 1992	120,925.00
Other Educational Services	1,350.00	REAL PROPERTY VALUATIONS		CURRENT FINANCES DECEMBER 31, 1992	
STATUTORY EXPENDITURES		Code Class # of Parcels % VAL'N	ASSESSED VALUATION	ASSETS	
Pensions & F. L. C. A.	731,501.00	1 Vacant Land 1238 3.70	39,485,500.00	Cash Dec. 31, 1992	3,996,074.29
Employee Fringe Benefits	642,500.00	2 Residential 9547 79.33	847,391,100.00	Taxes Receivable	1,446,925.30
Other Statutory Expenditures	17,000.00	3 Farm 605 3.01	32,120,000.00	Tax Title Liens	57,323.58
CETA And Other Public Employment Programs		4a Commercial 231 8.31	83,764,000.00	Foreclosed Property	120,925.00
MUNICIPAL FUNCTIONS TOTAL	8,940,231.93	4b Industrial 98 4.00	62,776,200.00	Emergencies & Other Deferred Charges	
CAPITAL IMPROVEMENTS *MEMO*	400,000.00	4c Apartments 5 1.65	17,629,600.00	State and Federal Aid Receivable	25,061.80
DEBT SERVICE		Total 11774	1,068,165,400.00	Other Receivables	153,625.59
Principal Payments	541,952.41	Land Area 54.80 Sq. Miles		Total	5,799,935.56
Interest Payments	517,648.01	Net Valuation Taxable-Municipal	1,074,617,067	LIABILITIES, RESERVES, AND SURPLUS	
DEFERRED CHARGES		Net Valuation Taxable-County	1,915,780,063	Cash Liabilities	1,973,104.12
SCHOOL, COUNTY, SPECIAL DISTRICT TAXES	33,452,425.32	State Equalized Valuation	1,923,650,415	Reserves for Receivables	1,778,799.47
RESERVE FOR UNCOLLECTED TAXES	1,735,000.00	State Equalization Ratio	55.57	Surplus Dec. 31, 1992	2,048,031.97
EXPENDITURES TOTAL	45,187,257.67			Total	5,799,935.56

0227
 Population 1980 10,495
 Population 1990 9,750
 S & P Rating A+
 Moody Rating A1

General Tax Rate Per \$100. 2.62
 State Equalized Tax Rate 2.01

HILLSDALE BOROUGH - BERGEN COUNTY
 Form of Government:
 Borough Council
 Number of Members on Governing Body - 6

PER CAPITA:
 Gross Debt 221.25
 Net Debt 175.33
 Debt Service 50.53
 Total Tax Levy 1,707.25
 Municipal Expenditures 766.15

PER CENT:
 Gross Debt .26
 Net Debt .21
 Tax Levy Collected 95.70
 Tax Levy Cancelled, Abated or Adjusted .13

EXPENDITURES		REVENUES-REALIZED		1992 PROPERTY TAX	
GENERAL GOVERNMENT				STATE EQUALIZED TAX RATE	
Governing Body & Public Boards		1992 Property Taxes Collected	16,198,456.31	Local District School Taxes	.83 6,893,120.75
Municipal Clerk		1992 Payments in Lieu of Taxes	34,913.37	Regional & Consolidated School Tax	.41 3,434,006.30
Financial Administration	61,695.00	Delinquent Tax & Lien Collections	405,463.30	School Taxes in Municipal Budget	
Assessment of Taxes	274,746.00	Business Personalty Replacement Taxes	83,860.52	County Taxes	.26 2,160,190.95
Collection of Taxes	51,011.00	Taxes from Public Utilities	970,238.76	County Library Taxes	
Planning, Housing & Development	43,119.00	Other Miscellaneous Tax Revenues	588,171.06	Local Municipal Purpose Taxes	.50 4,130,025.63
Human Resources	63,830.20	State Aid Revenues		Veteran & Senior Citizen Taxes	
Elections	4,910.00	Federal Aid Revenues		Total Taxes for Rate Computation	2.00 16,721,143.63
General Administration (other)	298,120.00	State and Local Fiscal Assistance Act Utilized		Special District Taxes	
JUDICIARY		Sale of Acquired Property		Bank Corp. Taxes	
Municipal Courts	43,840.00	Other Miscellaneous Revenues	1,100,067.04	Added and Omitted Taxes	28,332.78
PUBLIC SAFETY		Total	19,381,168.36	Total Taxes Levied - ABSTRACT	16,645,676.41
Fire Protection	238,783.00	Prior Years Surplus Appropriated	800,000.00	Total Taxes Billed	16,751,738.33
Police Protection	1,439,602.71	REVENUES TOTAL	20,181,168.36	1992 TAXES COLLECTED	16,198,456.31
Civil Defense & Disaster Control	6,225.00	Reserve For Uncollected Taxes	516,921.69	1992 Taxes Cancelled, Abated or Adjusted	21,070.34
Environmental Inspection & Control	117,096.00	CAPITAL OUTLAY TOTAL	457,608.28	Transfer to Tax Title Liens or Foreclosed	1,028.68
Other Public Safety		Public Enterprises	27,657.63	Balance Outstanding Dec. 31, 1992	531,185.00
PUBLIC WORKS		Recreation-Culture	17,064.30	PRIOR YEARS TAXES OUTSTANDING	
Streets and Drainage	619,331.00	Public Works	393,298.24	Balance January 1, 1992	437,871.29
Sewers and Sewage Processing	736,169.37	Buildings and Grounds	1,147.86	Collected in 1992	383,392.19
Garbage and Trash Disposal	993,453.00	Library and Education	18,440.25	Cancelled, Abated or Adjusted 1992	54,479.10
Public Buildings and Grounds	94,300.00	Conservation		Transfers to Tax Title Liens or Foreclosed	
Other Public Works		All Other		Balance December 31, 1992	
HEALTH and WELFARE		CAPITAL DEBT AUTHORIZED, DECEMBER 31, 1992		TAX TITLE LIENS OUTSTANDING	
Health Services Except Environmental	59,414.00	ISSUED AND UNISSUED	GROSS DEBT	Balance January 1, 1992	
Welfare-Public Assistance	5,700.00	School	19,650	Transfer From Taxes	
Hospital, Clinics, First Aid		Self-Liquidating	428,000	Redeemed in 1992	
Animal, Insect, & Rodent Control		Other	1,709,500	Cancelled, Abated or Adjusted (1992)	
Other Welfare Services		Total	2,157,150	Transfers to Foreclosed Property	
RECREATION and CONSERVATION		ISSUED AND OUTSTANDING		Balance December 31, 1992	
Beaches and Boardwalks		School	19,650.67	PROPERTY ACQUIRED BY DEED OR FORECLOSURE	
Parks, Playgrounds, Shade Trees	159,982.00	Self-Liquidating	428,000.00	Balance January 1, 1992	
Land Reclamation & Conservation	97,818.58	Other	1,709,500.00	Transfers From Taxes or Liens	
Other Recreational Services	57,666.00	Total	2,157,150.67	Sale for Cash (1992)	
EDUCATION (excluding schools)		EQUALIZED VALUATION BASIS		Cancelled, Abated or Adjusted (1992)	
Libraries	274,031.00	FOR NET DEBT COMPUTATION	829,693,663	Balance December 31, 1992	
Other Educational Services		REAL PROPERTY VALUATIONS		CURRENT FINANCES DECEMBER 31, 1992	
STATUTORY EXPENDITURES		Code Class # of Parcels % VAL'N	ASSESSED VALUATION	ASSETS	
Pensions & F. L. C. A.	198,042.69	1 Vacant Land 94 .93	5,827,600.00	Cash Dec. 31, 1992	
Employee Fringe Benefits	423,600.00	2 Residential 3195 91.81	574,072,650.00	Taxes Receivable	
Other Statutory Expenditures		3 Farm 5 .38	522,000.00	Tax Title Liens	
CETA And Other Public Employment Programs		4a Commercial 97 6.16	38,529,700.00	Foreclosed Property	
MUNICIPAL FUNCTIONS TOTAL	6,367,435.55	4b Industrial 12 .93	5,789,200.00	Emergencies & Other Deferred Charges	
CAPITAL IMPROVEMENTS *MEMO*		4c Apartments 1 .08	518,000.00	State and Federal Aid Receivable	
DEBT SERVICE		Total 3404	625,259,150.00	Other Receivables	
Principal Payments	390,000.00	Land Area 2.90 Sq. Miles		Total	
Interest Payments	102,689.19	Net Valuation Taxable-Municipal	635,197,177	LIABILITIES, RESERVES, AND SURPLUS	
DEFERRED CHARGES	92,855.75	Net Valuation Taxable-County	831,407,440	Cash Liabilities	
SCHOOL, COUNTY, SPECIAL DISTRICT TAXES	12,437,318.00	State Equalized Valuation	824,714,099	Reserves for Receivables	
RESERVE FOR UNCOLLECTED TAXES	516,921.69	State Equalization Ratio	76.74	Surplus Dec. 31, 1992	
EXPENDITURES TOTAL	19,957,270.18			Total	

2007
 Population 1980 21,440
 Population 1990 21,044
 S & P Rating AAA
 Moody Rating AAA

General Tax Rate Per \$100 9.63
 State Equalized Tax Rate 2.91

HILLSIDE TOWNSHIP - UNION COUNTY
 Form of Government:
 Township Committee
 Number of Members on Governing Body - 5

PER CAPITA:
 Gross Debt 979.95
 Net Debt 979.95
 Debt Service 54.52
 Total Tax Levy 1,420.95
 Municipal Expenditures 1,111.66
 PER CENT:
 Gross Debt 1.95
 Net Debt 1.95
 Tax Levy Collected 93.74
 Tax Levy Cancelled, Abated or Adjusted .07

EXPENDITURES		REVENUES-REALIZED		1992 PROPERTY TAX	
GENERAL GOVERNMENT				STATE EQUALIZED TAX RATE	
Governing Body & Public Boards	500.00	1992 Property Taxes Collected	28,814,351.03	Local District School Taxes	1.12 11,539,251.00
Municipal Clerk		1992 Payments in Lieu of Taxes		Regional & Consolidated School Tax	
Financial Administration	213,500.00	Delinquent Tax & Lien Collections	1,605,325.19	School Taxes in Municipal Budget	
Assessment of Taxes	79,793.00	Business Personalty Replacement Taxes	974,390.28	County Taxes	.42 4,337,317.03
Collection of Taxes	95,875.00	Taxes from Public Utilities	1,501,823.00	County Library Taxes	
Planning, Housing & Development	6,000.00	Other Miscellaneous Tax Revenues		Local Municipal Purpose Taxes	1.36 13,975,625.96
Human Resources	351,228.00	State Aid Revenues	2,368,484.26	Veteran & Senior Citizen Taxes	167,150.00
Elections	7,400.00	Federal Aid Revenues		Total Taxes for Rate Computation	2.90 30,019,343.99
General Administration (other)	2,311,251.00	State and Local Fiscal Assistance Act Utilized		Special District Taxes	
JUDICIARY		Sale of Acquired Property		Bank Corp. Taxes	
Municipal Courts	127,800.00	Other Miscellaneous Revenues	3,183,516.14	Added and Omitted Taxes	50,312.33
PUBLIC SAFETY		Total	38,447,895.90	Total Taxes Levied - ABSTRACT	29,902,506.32
Fire Protection	2,762,216.25	Prior Years Surplus Appropriated	1,074,224.00	Total Taxes Billed	30,737,048.80
Police Protection	4,249,208.99	REVENUES TOTAL	39,522,119.90	1992 TAXES COLLECTED	28,814,351.03
Civil Defense & Disaster Control	3,100.00	Reserve For Uncollected Taxes	2,474,000.00	1992 Taxes Cancelled, Abated or Adjusted	21,675.00
Environmental Inspection & Control	100,725.00	CAPITAL OUTLAY TOTAL	1,108,559.48	Transfer to Tax Title Liens or Foreclosed	340,782.92
Other Public Safety				Balance Outstanding Dec. 31, 1992	1,560,239.85
PUBLIC WORKS		Public Enterprises		PRIOR YEARS TAXES OUTSTANDING	
Streets and Drainage	1,085,020.00	Recreation-Culture		Balance January 1, 1992	1,603,839.91
Sewers and Sewage Processing	986,000.00	Public Works	379,883.55	Collected in 1992	1,357,861.52
Garbage and Trash Disposal	2,685,800.00	Buildings and Grounds	728,675.93	Cancelled, Abated or Adjusted 1992	
Public Buildings and Grounds	131,200.00	Library and Education		Transfers to Tax Title Liens or Foreclosed	245,978.39
Other Public Works	60,000.00	Conservation		Balance December 31, 1992	
HEALTH and WELFARE		All Other		TAX TITLE LIENS OUTSTANDING	
Health Services Except Environmental	184,625.00	CAPITAL DEBT AUTHORIZED, DECEMBER 31, 1992		Balance January 1, 1992	757,254.03
Welfare-Public Assistance	49,707.00	ISSUED AND UNISSUED		Transfer From Taxes	622,018.53
Hospital, Clinics, First Aid		School		Redeemed in 1992	247,464.67
Animal, Insect, & Rodent Control	21,000.00	Self-Liquidating	50,000	Cancelled, Abated or Adjusted (1992)	
Other Welfare Services		Other	20,572,075	Transfers to Foreclosed Property	
RECREATION and CONSERVATION		Total	20,622,075	Balance December 31, 1992	1,131,807.94
Beaches and Boardwalks		ISSUED AND OUTSTANDING		PROPERTY ACQUIRED BY DEED OR FORECLOSURE	
Parks, Playgrounds, Shade Trees		School		Balance January 1, 1992	36,500.00
Land Reclamation & Conservation	9,457.36	Self-Liquidating	60,000.00	Transfers From Taxes or Liens	
Other Recreational Services	229,080.00	Other	15,235,200.00	Sole for Cash (1992)	
EDUCATION (excluding schools)		Total	15,295,200.00	Cancelled, Abated or Adjusted (1992)	
Libraries	442,400.00	EQUALIZED VALUATION BASIS		Balance December 31, 1992	36,500.00
Other Educational Services	1,006,362.00	FOR NET DEBT COMPUTATION	1,058,711,063	CURRENT FINANCES DECEMBER 31, 1992	
STATUTORY EXPENDITURES		REAL PROPERTY VALUATIONS		ASSETS	
Pensions & F. I. C. A.	556,075.00	Code Class # of Parcels % VAL'N ASSESSED VALUATION		Cash Dec. 31, 1992	8,196,267.77
Employee Fringe Benefits	2,018,000.00	1 Vacant Land 163 .68 2,101,400.00		Taxes Receivable	1,560,239.85
Other Statutory Expenditures		2 Residential 5601 68.23 210,094,100.00		Tax Title Liens	1,131,807.94
CETA And Other Public Employment Programs		3 Farm		Foreclosed Property	36,500.00
MUNICIPAL FUNCTIONS TOTAL	19,772,323.63	4a Commercial 274 8.61 26,511,600.00		Emergencies & Other Deferred Charges	97,500.00
CAPITAL IMPROVEMENTS *MEMO*	100.00	4b Industrial 179 21.24 65,414,800.00		State and Federal Aid Receivable	106,234.99
DEBT SERVICE		4c Apartments 19 1.23 3,790,300.00		Other Receivables	332,597.01
Principal Payments	475,000.00	Total 6235 307,912,200.00		Total	11,461,147.56
Interest Payments	672,353.10	Land Area 2.70 Sq. Miles		LIABILITIES, RESERVES, AND SURPLUS	
DEFERRED CHARGES		Net Valuation Taxable-Municipal	308,452,964	Cash Liabilities	5,764,512.33
SCHOOL, COUNTY, SPECIAL DISTRICT TAXES	15,876,568.03	Net Valuation Taxable-County	1,027,696,553	Reserves for Receivables	3,061,144.80
RESERVE FOR UNCOLLECTED TAXES	2,474,000.00	State Equalized Valuation	1,024,525,466	Surplus Dec. 31, 1992	2,635,490.38
EXPENDITURES TOTAL	39,270,244.73	State Equalization Ratio	30.07	Total	11,461,147.56

0905

Population 1980 42,460
 Population 1990 33,397
 S & P Rating BAA
 Moody Rating

General Tax Rate Per \$100. 2.35
 State Equalized Tax Rate 2.62

HOBOKEN CITY - HUDSON COUNTY

Form of Government:

Mayor-Council Plan D (OMCL 50)

Number of Members on Governing Body - 9

PER CAPITA:

Gross Debt 1,835.06
 Net Debt 1,564.03
 Debt Service 65.41
 Total Tax Levy 1,239.69
 Municipal Expenditures 1,302.94

PER CENT:

Gross Debt 3.83
 Net Debt 3.25
 Tax Levy Collected 87.03
 Tax Levy Cancelled, Abated or Adjusted 1.32

EXPENDITURES		REVENUES-REALIZED		1992 PROPERTY TAX	
GENERAL GOVERNMENT				STATE EQUALIZED TAX RATE	
Governing Body & Public Boards	267,194.00	1992 Property Taxes Collected	35,683,485.70	Local District School Taxes	1.42 22,261,079.75
Municipal Clerk	216,645.00	1992 Payments in Lieu of Taxes	1,994,141.58	Regional & Consolidated Schaal Tax	
Financial Administration	362,812.00	Delinquent Tax & Lien Collections	5,618,457.61	School Taxes in Municipal Budget	.02 392,674.50
Assessment of Taxes		Business Personality Replacement Taxes	1,963,236.00	County Taxes	.66 10,433,778.31
Collection of Taxes	183,187.00	Taxes from Public Utilities	1,842,140.00	County Library Taxes	
Planning, Housing & Development	245,700.00	Other Miscellaneous Tax Revenues	14,465,061.93	Local Municipal Purpose Taxes	.51 8,086,017.99
Human Resources	3,144,685.00	State Aid Revenues		Veteran & Senior Citizen Taxes	80,950.00
Elections	72,500.00	Federal Aid Revenues		Total Taxes for Rate Computation	2.61 41,254,500.55
General Administration (other)	2,788,843.00	State and Local Fiscal Assistance Act Utilized		Special District Taxes	
JUDICIARY		Sale of Acquired Property		Bank Corp. Taxes	
Municipal Courts	661,249.00	Other Miscellaneous Revenues	9,606,173.24	Added and Omitted Taxes	228,346.00
PUBLIC SAFETY		Total	71,172,696.06	Total Taxes Levied - ABSTRACT	41,401,896.55
Fire Protection	6,906,858.00	Prior Years Surplus Appropriated		Total Taxes Billed	41,003,384.00
Police Protection	5,309,593.00	REVENUES TOTAL	71,172,696.06	1992 TAXES COLLECTED	35,683,485.70
Civil Defense & Disaster Control		REVENUE For Uncollected Taxes	4,750,798.79	1992 Taxes Cancelled, Abated or Adjusted	541,851.22
Environmental Inspection & Control	342,693.00	CAPITAL OUTLAY TOTAL	4,750,889.67	Transfer to Tax Title Liens or Foreclosed	349,681.00
Other Public Safety		Public Enterprises	250,000.00	Balance Outstanding Dec. 31, 1992	3,928,366.08
PUBLIC WORKS		Recreation-Culture		PRIOR YEARS TAXES OUTSTANDING	
Streets and Drainage	1,128,902.00	Public Works	926,461.75	Balance January 1, 1992	5,780,652.37
Sewers and Sewage Processing		Buildings and Grounds	3,574,427.92	Collected in 1992	5,282,669.14
Garbage and Trash Disposal	3,879,222.00	Library and Education		Cancelled, Abated or Adjusted 1992	109,609.34
Public Buildings and Grounds	419,684.00	Conservation		Transfers to Tax Title Liens or Foreclosed	382,693.12
Other Public Works	201,135.00	All Other		Balance December 31, 1992	5,675.77
HEALTH and WELFARE		CAPITAL DEBT AUTHORIZED, DECEMBER 31, 1992		TAX TITLE LIENS OUTSTANDING	
Health Services Except Environmental	613,120.00	ISSUED AND UNISSUED		Balance January 1, 1992	1,928,953.24
Welfare-Public Assistance	173,128.00	School	9,051,000	Transfer From Taxes	1,280,020.99
Hospital, Clinics, First Aid	35,000.00	Self-Liquidating	5,261,370	Redeemed in 1992	335,788.47
Animal, Insect, & Radent Control		Other	46,973,100	Cancelled, Abated or Adjusted (1992)	
Other Welfare Services	180,548.02	Total	61,285,470	Transfers to Foreclosed Property	
RECREATION and CONSERVATION		ISSUED AND OUTSTANDING		Balance December 31, 1992	2,873,185.76
Beaches and Boardwalks		School	6,449,000.00	PROPERTY ACQUIRED BY DEED OR FORECLOSURE	
Parks, Playgrounds, Shade Trees	25,000.00	Self-Liquidating	1,958,000.00	Balance January 1, 1992	2,846,200.00
Land Reclamation & Conservation		Other	46,674,500.00	Transfers From Taxes or Liens	
Other Recreational Services	501,624.00	Total	55,081,500.00	Sale for Cash (1992)	
EDUCATION (excluding schools)		EQUALIZED VALUATION BASIS FOR NET DEBT COMPUTATION	1,601,419,033	Cancelled, Abated or Adjusted (1992)	
Libraries	568,741.00	REAL PROPERTY VALUATIONS		Balance December 31, 1992	2,846,200.00
Other Educational Services	9,000.00	Code Class # of Parcels % VAL'N	ASSESSED VALUATION	CURRENT FINANCES DECEMBER 31, 1992	
STATUTORY EXPENDITURES		1 Vacant Land 249 1.68	29,444,800.00	ASSETS	
Pensions & F. L. C. A.	681,955.04	2 Residential 5673 53.42	935,520,200.00	Cash Dec. 31, 1992	7,351,001.04
Employee Fringe Benefits	3,555,379.95	3 Farm		Taxes Receivable	3,934,041.85
Other Statutory Expenditures	37,000.00	4a Commercial 1165 25.67	44,954,590.00	Tax Title Liens	2,873,185.76
CETA And Other Public Employment Programs		4b Industrial 132 10.10	176,857,300.00	Foreclosed Property	2,846,200.00
MUNICIPAL FUNCTIONS TOTAL	32,508,398.01	4c Apartments 364 9.14	16,032,300.00	Emergencies & Other Deferred Charges	931,690.95
CAPITAL IMPROVEMENTS *MEMO*	45,000.00	Total	1,751,400,500.00	State and Federal Aid Receivable	599,553.90
DEBT SERVICE		Land Area 1.30 Sq. Miles		Other Receivables	3,519,069.21
Principal Payments	493,000.00	Net Valuation Taxable-Municipal	1,754,366,478	Total	22,554,742.72
Interest Payments	1,691,431.27	Net Valuation Taxable-County	1,703,269,665	LIABILITIES, RESERVES, AND SURPLUS	
TYPE I SCHL DEBT *MEMO	560,058.50	State Equalized Valuation	1,579,023,168	Cash Liabilities	5,985,639.80
DEFERRED CHARGES	4,070,741.14	State Equalization Ratio	111.60	Reserves for Receivables	12,666,683.84
SCHOOL, COUNTY, SPECIAL DISTRICT TAXES	33,087,532.56			Surplus Dec. 31, 1992	2,902,419.08
RESERVE FOR UNCOLLECTED TAXES	4,750,798.79			Total	22,554,742.72
EXPENDITURES TOTAL	76,601,871.77				

0228
 Population 1980 4,129
 Population 1990 3,935
 S & P Rating
 Moody Rating AA

General Tax Rate Per \$100. 1.69
 State Equalized Tax Rate 1.47

HO-HO-KUS BOROUGH - BERGEN COUNTY
 Form of Government:
Borough Council
 Number of Members on Governing Body - 6

PER CAPITA:
 Gross Debt 1,500.55 PER CENT:
 Net Debt 1,432.86 Gross Debt 1.07
 Debt Service 194.87 Net Debt 1.02
 Total Tax Levy 2,013.90 Tax Levy Collected 97.67
 Municipal Expenditures 1,126.20 Tax Levy Cancelled, Abated or Adjusted .19

EXPENDITURES	REVENUES-REALIZED	1992 PROPERTY TAX
GENERAL GOVERNMENT		STATE EQUALIZED TAX RATE _____
Governing Body & Public Boards	1992 Property Taxes Collected 7,785,798.34	Local District School Taxes .70 3,805,256.00
Municipal Clerk	1992 Payments in Lieu of Taxes	Regional & Consolidated School Tax
Financial Administration 40,800.00	Delinquent Tax & Lien Collections 161,824.04	School Taxes in Municipal Budget
Assessment of Taxes 24,775.00	Business Personalty Replacement Taxes 33,544.96	County Taxes .27 1,454,531.93
Collection of Taxes 46,550.00	Taxes from Public Utilities 288,699.24	County Library Taxes
Planning, Housing & Development 30,710.00	Other Miscellaneous Tax Revenues	Local Municipal Purpose Taxes .49 2,661,465.00
Human Resources 51,843.00	State Aid Revenues 108,591.00	Veteran & Senior Citizen Taxes 17,900.00
Elections	Federal Aid Revenues	Total Taxes for Rate Computation 1.46 7,919,152.93
General Administration (other) 337,060.00	State and Local Fiscal Assistance Act Utilized	Special District Taxes
JUDICIARY	Sale of Acquired Property	Bank Corp. Taxes
Municipal Courts 46,000.00	Other Miscellaneous Revenues 508,772.50	Added and Omitted Taxes 23,434.72
PUBLIC SAFETY	Total 8,887,230.08	Total Taxes Levied - ABSTRACT 7,924,687.65
Fire Protection 45,894.00	Prior Years Surplus Appropriated 900,000.00	Total Taxes Billed 7,971,251.99
Police Protection 910,550.00	REVENUES TOTAL 9,787,230.08	1992 TAXES COLLECTED 7,785,798.34
Civil Defense & Disaster Control 750.00	Reserve For Uncollected Taxes 265,911.00	1992 Taxes Cancelled, Abated or Adjusted 15,332.32
Environmental Inspection & Control 40,145.00	CAPITAL OUTLAY TOTAL 2,140,266.95	Transfer to Tax Title Liens or Foreclosed 8,488.87
Other Public Safety	Public Enterprises 456,013.82	Balance Outstanding Dec. 31, 1992 161,632.46
PUBLIC WORKS	Recreation-Culture	PRIOR YEARS TAXES OUTSTANDING
Streets and Drainage 263,470.00	Public Works 382,933.24	Balance January 1, 1992 182,221.78
Sewers and Sewage Processing 680,266.00	Buildings and Grounds 1,301,319.89	Collected in 1992 161,824.04
Garbage and Trash Disposal	Library and Education	Cancelled, Abated or Adjusted 1992 206.76
Public Buildings and Grounds 82,180.00	Conservation	Transfers to Tax Title Liens or Foreclosed 7,830.00
Other Public Works	All Other	Balance December 31, 1992 12,360.98
HEALTH and WELFARE	CAPITAL DEBT AUTHORIZED, DECEMBER 31, 1992	TAX TITLE LIENS OUTSTANDING
Health Services Except Environmental 21,620.00	ISSUED AND UNISSUED GROSS DEBT NET DEBT	Balance January 1, 1992
Welfare-Public Assistance 1,900.00	School 60,000	Transfer From Taxes 17,822.07
Hospital, Clinics, First Aid	Self-Liquidating 206,370	Redeemed in 1992
Animal, Insect, & Rodent Control	Other 5,638,300	Cancelled, Abated or Adjusted (1992)
Other Welfare Services	Total 5,904,670	Transfers to Foreclosed Property
RECREATION and CONSERVATION	ISSUED AND OUTSTANDING	Balance December 31, 1992 17,822.07
Beaches and Boardwalks 6,000.00	School 60,000.00	PROPERTY ACQUIRED BY DEED OR FORECLOSURE
Parks, Playgrounds, Shade Trees	Self-Liquidating 174,620.00	Balance January 1, 1992 17,400.00
Land Reclamation & Conservation 147,797.55	Other 5,209,500.00	Transfers From Taxes or Liens
Other Recreational Services 3,000.00	Total 5,444,120.00	Sale for Cash (1992)
EDUCATION (excluding schools)	EQUALIZED VALUATION BASIS FOR NET DEBT COMPUTATION 551,886,529	Cancelled, Abated or Adjusted (1992)
Libraries 184,715.00	REAL PROPERTY VALUATIONS	Balance December 31, 1992 17,400.00
Other Educational Services	Code Class # of Parcels % VAL'N ASSESSED VALUATION	CURRENT FINANCES DECEMBER 31, 1992
STATUTORY EXPENDITURES	1 Vacant Land 74 1.70 7,985,500.00	ASSETS
Pensions & F. L. C. A. 250,497.00	2 Residential 1420 92.83 435,352,100.00	Cash Dec. 31, 1992 2,442,884.70
Employee Fringe Benefits 155,250.00	3 Farm 31 5.46 25,616,700.00	Taxes Receivable 173,993.44
Other Statutory Expenditures 100.00	4a Commercial	Tax Title Liens 17,822.07
CETA And Other Public Employment Programs	4b Industrial	Foreclosed Property 17,400.00
MUNICIPAL FUNCTIONS TOTAL 3,371,862.55	4c Apartments	Emergencies & Other Deferred Charges 66,000.00
CAPITAL IMPROVEMENTS *ME#0* 51,000.00	Total 1525 468,954,300.00	State and Federal Aid Receivable 700.00
DEBT SERVICE	Land Area 1.30 Sq. Miles	Other Receivables 2,511.01
Principal Payments 445,000.00	Net Valuation Taxable-Municipal 469,807,081	Total 2,721,311.22
Interest Payments 321,813.08	Net Valuation Taxable-County 559,556,314	LIABILITIES, RESERVES, AND SURPLUS
DEFERRED CHARGES 27,000.00	State Equalized Valuation 540,687,361	Cash Liabilities 1,133,795.35
SCHOOL, COUNTY, SPECIAL DISTRICT TAXES 5,259,787.93	State Equalization Ratio 86.87	Reserves for Receivables 211,726.52
RESERVE FOR UNCOLLECTED TAXES 265,911.00		Surplus Dec. 31, 1992 1,375,789.35
EXPENDITURES TOTAL 9,691,374.56		Total 2,721,311.22

Population 1980 4,593
 Population 1990 4,892
 S & P Rating
 Moody Rating

General Tax Rate Per \$100. 1.10
 State Equalized Tax Rate 1.07

HOLLAND TOWNSHIP - HUNTERDON CO.

Form of Government:

Township Committee

Number of Members on Governing Body - 3

PER CAPITA:

Gross Debt 138.13
 Net Debt 79.09
 Debt Service
 Total Tax Levy 814.64
 Municipal Expenditures 817.14

PER CENT:

Gross Debt -19
 Net Debt -11
 Tax Levy Collected 95.07
 Tax Levy Cancelled, Abated or Adjusted -21

EXPENDITURES		REVENUES-REALIZED		1992 PROPERTY TAX	
GENERAL GOVERNMENT		REVENUES-REALIZED		STATE EQUALIZED TAX RATE	
Governing Body & Public Boards		1992 Property Taxes Collected	3,817,975.95	Local District School Taxes	1,124,000.00
Municipal Clerk		1992 Payments in Lieu of Taxes		Regional & Consolidated School Tax	1,639,001.79
Financial Administration	42,950.00	Delinquent Tax & Lien Collections	186,064.34	School Taxes in Municipal Budget	
Assessment of Taxes	27,100.00	Business Personalty Replacement Taxes	51,415.48	County Taxes	1,083,265.52
Collection of Taxes	23,400.00	Taxes from Public Utilities	2,597,303.00	County Library Taxes	91,540.22
Planning, Housing & Development	89,135.00	Other Miscellaneous Tax Revenues		Local Municipal Purpose Taxes	
Human Resources	10,610.00	State Aid Revenues	125,928.20	Veteran & Senior Citizen Taxes	52,700.00
Elections	1,500.00	Federal Aid Revenues		Total Taxes for Rate Computation	3,990,507.53
General Administration (other)	354,610.00	State and Local Fiscal Assistance Act Utilized		Special District Taxes	
JUDICIARY		Sale of Acquired Property		Bank Corp. Taxes	
Municipal Courts	20,150.00	Other Miscellaneous Revenues	562,533.82	Added and Omitted Taxes	47,396.30
PUBLIC SAFETY		Total	7,341,220.79	Total Taxes Levied - ABSTRACT	3,985,203.83
Fire Protection	39,250.00	Prior Years Surplus Appropriated	3,600,000.00	Total Taxes Billed	4,015,769.57
Police Protection	301,350.00	REVENUES TOTAL	10,941,220.79	1992 TAXES COLLECTED	3,817,975.95
Civil Defense & Disaster Control	12,380.00	Reserve For Uncollected Taxes	290,500.00	1992 Taxes Cancelled, Abated or Adjusted	8,513.65
Environmental Inspection & Control		CAPITAL OUTLAY TOTAL	9,400.00	Transfer to Tax Title Liens or Foreclosed	22,520.30
Other Public Safety				Balance Outstanding Dec. 31, 1992	166,759.67
PUBLIC WORKS		Public Enterprises		PRIOR YEARS TAXES OUTSTANDING	
Streets and Drainage	480,490.00	Recreation-Culture		Balance January 1, 1992	181,922.70
Sewers and Sewage Processing		Public Works	9,400.00	Collected in 1992	175,827.08
Garbage and Trash Disposal		Buildings and Grounds		Cancelled, Abated or Adjusted 1992	172.25
Public Buildings and Grounds	65,840.00	Library and Education		Transfers to Tax Title Liens or Foreclosed	1,467.97
Other Public Works	48,000.00	Conservation		Balance December 31, 1992	4,455.40
HEALTH and WELFARE		All Other		TAX TITLE LIENS OUTSTANDING	
Health Services Except Environmental	16,935.00	CAPITAL DEBT AUTHORIZED, DECEMBER 31, 1992		Balance January 1, 1992	76,395.50
Welfare-Public Assistance	11,000.00	ISSUED AND UNISSUED		Transfer From Taxes	23,988.27
Hospital, Clinics, First Aid	1,000.00	SCHOOL	293,750	Redeemed in 1992	10,237.26
Animal, Insect, & Radent Control	7,000.00	Self-Liquidating	382,000	Cancelled, Abated or Adjusted (1992)	
Other Welfare Services		Other		Transfers to Foreclosed Property	
RECREATION and CONSERVATION		Total	675,750	Balance December 31, 1992	90,146.51
Beaches and Boardwalks		ISSUED AND OUTSTANDING		PROPERTY ACQUIRED BY DEED OR FORECLOSURE	
Parks, Playgrounds, Shade Trees	79,160.00	SCHOOL	293,750.20	Balance January 1, 1992	
Land Reclamation & Conservation	66,849.20	Self-Liquidating	382,000.00	Transfers From Taxes or Liens	
Other Recreational Services	7,500.00	Other		Sale for Cash (1992)	
EDUCATION (excluding schools)		Total	675,750.20	Cancelled, Abated or Adjusted (1992)	
Libraries	25,000.00	EQUALIZED VALUATION BASIS		Balance December 31, 1992	
Other Educational Services	1,798,767.00	FOR NET DEBT COMPUTATION		CURRENT FINANCES DECEMBER 31, 1992	
STATUTORY EXPENDITURES		REAL PROPERTY VALUATIONS		ASSETS	
Pensions & F. L. C. A.	93,900.00	Code Class # of Parcels % VAL'N		Cash Dec. 31, 1992	12,232,741.66
Employee Fringe Benefits	75,000.00	1 Vacant Land 286 6.29	22,486,300.00	Taxes Receivable	171,215.07
Other Statutory Expenditures	8,000.00	2 Residential 1637 73.19	279,620,700.00	Tax Title Liens	90,146.51
CETA And Other Public Employment Programs		3 Farm 326 6.99	24,653,179.00	Foreclosed Property	
MUNICIPAL FUNCTIONS TOTAL	3,704,875.20	4a Commercial 26 2.82	10,083,300.00	Emergencies & Other Deferred Charges	
CAPITAL IMPROVEMENTS *MEMO*		4b Industrial 12 5.73	20,488,650.00	State and Federal Aid Receivable	
DEBT SERVICE		4c Apartments 1 .08	276,800.00	Other Receivables	4,326.49
Principal Payments		Total	357,608,929.00	Total	12,498,429.73
Interest Payments		Land Area 22.70 Sq. Miles		LIABILITIES, RESERVES, AND SURPLUS	
DEFERRED CHARGES		Net Valuation Taxable-Municipal	360,306,661	Cash Liabilities	2,321,927.99
SCHOOL, COUNTY, SPECIAL DISTRICT TAXES	3,937,807.53	Net Valuation Taxable-County	347,526,914	Reserves for Receivables	265,688.07
RESERVE FOR UNCOLLECTED TAXES	290,500.00	State Equalized Valuation	370,154,502	Surplus Dec. 31, 1992	9,910,813.69
EXPENDITURES TOTAL	7,935,249.25	State Equalization Ratio	97.32	Total	12,498,429.73

1319
 Population 1980 8,447
 Population 1990 11,532
 S & P Rating
 Moody Rating AA

General Tax Rate Per \$100. 1.87
 State Equalized Tax Rate 1.72

HOLMDEL TOWNSHIP - MONMOUTH CO.
 Form of Government:
 Township Committee
 Number of Members on Governing Body - 5

PER CAPITA:
 Gross Debt 2,350.29 PER CENT:
 Net Debt 1,336.83 Gross Debt 1.60
 Debt Service 147.27 Net Debt .91
 Total Tax Levy 2,553.98 Tax Levy Collected 95.42
 Municipal Expenditures 885.61 Tax Levy Cancelled, Abated or Adjusted .04

EXPENDITURES		REVENUES-REALIZED		1992 PROPERTY TAX	
GENERAL GOVERNMENT				STATE EQUALIZED TAX RATE	
Governing Body & Public Boards	8,000.00	1992 Property Taxes Collected	28,115,685.75	Local District School Taxes	1.06 17,969,398.00
Municipal Clerk	122,200.00	1992 Payments in Lieu of Taxes		Regional & Consolidated School Tax	
Financial Administration	175,500.00	Delinquent Tax & Lien Collections	1,149,018.58	School Taxes in Municipal Budget	
Assessment of Taxes	60,500.00	Business Personalty Replacement Taxes	411,621.44	County Taxes	.45 * 7,582,230.18
Collection of Taxes	77,000.00	Taxes from Public Utilities	1,622,038.00	County Library Taxes	.02 291,731.50
Planning, Housing & Development	228,190.00	Other Miscellaneous Tax Revenues		Local Municipal Purpose Taxes	.20 3,410,249.00
Human Resources	108,196.00	State Aid Revenues	457,234.66	Veteran & Senior Citizen Taxes	
Elections	3,000.00	Federal Aid Revenues		Total Taxes for Rate Computation	1.73 29,293,058.68
General Administration (other)	963,079.00	State and Local Fiscal Assistance Act Utilized		Special District Taxes	
JUDICIARY		Sale of Acquired Property		Bank Corp. Taxes	
Municipal Courts	113,000.00	Other Miscellaneous Revenues	1,414,444.05	Added and Omitted Taxes	
PUBLIC SAFETY		Total	33,171,042.48	Total Taxes Levied - ABSTRACT	198,838.56
Fire Protection	572,258.00	Prior Years Surplus Appropriated	2,700,000.00	Total Taxes Billed	29,452,447.24
Police Protection	1,795,760.55	REVENUES TOTAL	35,871,042.48	1992 TAXES COLLECTED	28,116,685.75
Civil Defense & Disaster Control	500.00	Reserve For Uncollected Taxes	1,591,000.00	1992 Taxes Cancelled, Abated or Adjusted	12,991.34
Environmental Inspection & Control	146,910.00	CAPITAL OUTLAY TOTAL	4,464,661.57	Transfer to Tax Title Liens or Foreclosed	44,944.12
Other Public Safety		Public Enterprises	2,106,404.77	Balance Outstanding Dec. 31, 1992	1,291,713.74
PUBLIC WORKS		Recreation-Culture		PRIOR YEARS TAXES OUTSTANDING	
Streets and Drainage	1,014,600.00	Public Works	156,008.86	Balance January 1, 1992	1,379,758.67
Sewers and Sewage Processing	1,000.00	Buildings and Grounds	2,202,248.04	Collected in 1992	1,148,877.22
Garbage and Trash Disposal	85,000.00	Library and Education		Cancelled, Abated or Adjusted 1992	142,144.33
Public Buildings and Grounds	142,800.00	Conservation		Transfers to Tax Title Liens or Foreclosed	61,289.65
Other Public Works	49,000.00	All Other		Balance December 31, 1992	27,447.47
HEALTH and WELFARE		CAPITAL DEBT AUTHORIZED, DECEMBER 31, 1992		TAX TITLE LIENS OUTSTANDING	
Health Services Except Environmental	179,000.00	ISSUED AND UNISSUED		Balance January 1, 1992	115,668.05
Welfare-Public Assistance	4,000.00	School	7,064,000	Transfer From Taxes	78,236.53
Hospital, Clinics, First Aid		Self-Liquidating	4,521,894	Redeemed in 1992	141.36
Animal, Insect, & Rodent Control		Other	15,417,538	Cancelled, Abated or Adjusted (1992)	
Other Welfare Services		Total	27,103,532	Transfers to Foreclosed Property	
RECREATION and CONSERVATION		ISSUED AND OUTSTANDING		Balance December 31, 1992	193,763.22
Beaches and Boardwalks	64,000.00	School	7,064,000.00	PROPERTY ACQUIRED BY DEED OR FORECLOSURE	
Parks, Playgrounds, Shade Trees	153,174.11	Self-Liquidating	3,974,135.00	Balance January 1, 1992	73,600.00
Land Reclamation & Conservation	42,000.00	Other	15,008,598.26	Transfers From Taxes or Liens	
Other Recreational Services		Total	26,046,733.26	Sale for Cash (1992)	
EDUCATION (excluding schools)		EQUALIZED VALUATION BASIS		Cancelled, Abated or Adjusted (1992)	
Libraries	29,000.00	FOR NET DEBT COMPUTATION	1,689,810,659	Balance December 31, 1992	73,600.00
Other Educational Services	1,500.00	REAL PROPERTY VALUATIONS		CURRENT FINANCES DECEMBER 31, 1992	
STATUTORY EXPENDITURES		Code Class # of Parcels % VAL'N		ASSETS	
Pensions & F. I. C. A.	226,093.00	1 Vacant Land 534 5.02	77,724,000.00	Cash Dec. 31, 1992	9,591,508.80
Employee Fringe Benefits	492,421.00	2 Residential 3450 68.77	1,064,362,100.00	Taxes Receivable	1,319,161.21
Other Statutory Expenditures		3 Farm 145 1.35	16,219,800.00	Tax Title Liens	193,763.22
CETA And Other Public Employment Programs	6,358,481.66	4a Commercial 157 8.13	125,863,200.00	Foreclosed Property	73,600.00
MUNICIPAL FUNCTIONS TOTAL	6,358,481.66	4b Industrial 14 17.02	253,483,700.00	Emergencies & Other Deferred Charges	130,940.00
CAPITAL IMPROVEMENTS *MEMO*	13,250.00	4c Apartments		State and Federal Aid Receivable	
DEBT SERVICE		Total 4301	1,567,652,800.00	Other Receivables	122,428.92
Principal Payments	934,612.05	Land Area 17.90 Sq. Miles		Total	11,431,402.15
Interest Payments	763,729.83	Net Valuation Taxable-Municipal	1,561,766,100	LIABILITIES, RESERVES, AND SURPLUS	
DEFERRED CHARGES	64,980.00	Net Valuation Taxable-County	1,752,333,366	Cash Liabilities	6,849,040.35
SCHOOL, COUNTY, SPECIAL DISTRICT TAXES	25,843,359.68	State Equalized Valuation	1,695,065,619	Reserves for Receivables	1,708,953.35
RESERVE FOR UNCOLLECTED TAXES	1,591,000.00	State Equalization Ratio	92.07	Surplus Dec. 31, 1992	2,873,408.45
EXPENDITURES TOTAL	36,056,163.22			Total	11,431,402.15

*Includes County Health Service Taxes, County Vocational School Taxes, or County Open Space Tax. See Table 13.

1912

Population 1980 15,531
 Population 1990 15,586
 S & P Rating
 Moody Rating BAA1

General Tax Rate Per \$100. 2.13
 State Equalized Tax Rate 2.27

HOPATCONG BOROUGH - SUSSEX COUNTY

Form of Government:

Borough Council

Number of Members on Governing Body - 6

PER CAPITA:

Gross Debt 431.92
 Net Debt 302.06
 Debt Service 46.64
 Total Tax Levy 1,184.81
 Municipal Expenditures 492.64

PER CENT

Gross Debt .30
 Net Debt .54
 Tax Levy Collected 95.72
 Tax Levy Cancelled, Abated or Adjusted .21

EXPENDITURES		REVENUES-REALIZED		1992 PROPERTY TAX	
GENERAL GOVERNMENT				STATE EQUALIZED TAX RATE	
Governing Body & Public Boards		1992 Property Taxes Collected	17,634,156.29	Local District School Taxes	1.23 9,933,298.00
Municipal Clerk		1992 Payments in Lieu of Taxes		Regional & Consolidated School Tax	
Financial Administration	100,000.00	Delinquent Tax & Lien Collections	606,803.46	School Taxes in Municipal Budget	
Assessment of Taxes	79,500.00	Business Personalty Replacement Taxes	21,248.00	County Taxes	.41 3,287,680.71
Collection of Taxes	104,181.65	Taxes from Public Utilities	447,673.94	County Library Taxes	.03 271,453.29
Planning, Housing & Development	80,175.00	Other Miscellaneous Tax Revenues		Local Municipal Purpose Taxes	.60 4,877,209.00
Human Resources	80,569.00	State Aid Revenues	904,345.25	Veteran & Senior Citizen Taxes	
Elections	7,500.00	Federal Aid Revenues		Total Taxes for Rate Computation	2.27 19,537,631.00
General Administration (other)	913,763.63	State and Local Fiscal Assistance Act Utilized		Special District Taxes	
JUDICIARY		Sole of Acquired Property		Bank Corp. Taxes	
Municipal Courts	110,000.00	Other Miscellaneous Revenues	656,103.40	Added and Omitted Taxes	46,783.56
PUBLIC SAFETY		Total	20,320,328.34	Total Taxes Levied - ABSTRACT	19,466,414.56
Fire Protection	148,712.00	Prior Years Surplus Appropriated	500,000.00	Total Taxes Billed	18,474,904.60
Police Protection	1,402,117.44	REVENUES TOTAL	20,820,328.34	1992 TAXES COLLECTED	17,684,154.29
Civil Defense & Disaster Control	2,000.00	Reserve For Uncollected Taxes	912,000.00	1992 Taxes Cancelled, Abated or Adjusted	38,461.77
Environmental Inspection & Control	126,800.00	CAPITAL OUTLAY TOTAL	659,246.96	Transfer to Tax Title Liens or Foreclosed	121,188.57
Other Public Safety		Public Enterprises		Balance Outstanding Dec. 31, 1992	631,099.97
PUBLIC WORKS		Recreation-Culture	56,266.64	PRIOR YEARS TAXES OUTSTANDING	
Streets and Drainage	56,000.00	Public Works	264,069.03	Balance January 1, 1992	662,472.89
Sewers and Sewage Processing	25,000.00	Buildings and Grounds	338,911.29	Collected in 1992	591,754.04
Garbage and Trash Disposal		Library and Education		Cancelled, Abated or Adjusted 1992	356.48
Public Buildings and Grounds	363,835.00	Conservation		Transfers to Tax Title Liens or Foreclosed	58,003.22
Other Public Works	1,110,240.00	All Other		Balance December 31, 1992	12,359.15
HEALTH and WELFARE		CAPITAL DEBT AUTHORIZED, DECEMBER 31, 1992		TAX TITLE LIENS OUTSTANDING	
Health Services Except Environmental	201,500.00	ISSUED AND UNISSUED		Balance January 1, 1992	388,226.43
Welfare-Public Assistance	260,900.00	School	2,024,000	Transfer From Taxes	177,123.30
Hospital, Clinics, First Aid		Self-Liquidating		Redeemed in 1992	15,049.42
Animal, Insect, & Rodent Control	31,500.00	Other	4,707,948	Cancelled, Abated or Adjusted (1992)	699.15
Other Welfare Services		Total	6,731,948	Transfers to Foreclosed Property	86,507.66
RECREATION and CONSERVATION		ISSUED AND OUTSTANDING		Balance December 31, 1992	463,094.00
Beaches and Boardwalks		School	2,024,000.00	PROPERTY ACQUIRED BY DEED OR FORECLOSURE	
Parks, Playgrounds, Shade Trees	22,000.00	Self-Liquidating		Balance January 1, 1992	2,876,007.74
Land Reclamation & Conservation	26,500.00	Other	4,307,499.17	Transfers From Taxes or Liens	100,757.36
Other Recreational Services	76,030.00	Total	6,331,499.17	Sole for Cosh (1992)	
EDUCATION (excluding schools)		EQUALIZED VALUATION BASIS FOR NET DEBT COMPUTATION	839,710,994	Cancelled, Abated or Adjusted (1992)	
Libraries		REAL PROPERTY VALUATIONS		Balance December 31, 1992	2,976,765.10
Other Educational Services	500.00	Code Class # of Parcels % VAL'N ASSESSED VALUATION		CURRENT FINANCES DECEMBER 31, 1992	
STATUTORY EXPENDITURES		1 Vacant Land 2270 3.38 29,140,000.00		ASSETS	
Pensions & F. I. C. A.	267,807.35	2 Residential 5979 93.08 803,203,400.00		Cosh Dec. 31, 1992	2,006,398.75
Employee Fringe Benefits	425,000.00	3 Farm 18 .15 1,263,500.00		Taxes Receivable	643,459.12
Other Statutory Expenditures	22,000.00	4a Commercial 81 3.36 29,025,300.00		Tax Title Liens	453,094.00
CETA And Other Public Employment Programs		4b Industrial		Foreclosed Property	2,976,765.10
MUNICIPAL FUNCTIONS TOTAL	6,049,131.12	4c Apartments 1 .03 269,000.00		Emergencies & Other Deferred Charges	
CAPITAL IMPROVEMENTS *MEMO*	493,000.00	Total 8349	862,901,200.00	State and Federal Aid Receivable	34,763.18
DEBT SERVICE		Land Area 10.80 Sq. Miles		Other Receivables	88,026.69
Principal Payments	365,065.84	Net Valuation Taxable-Municipal	865,170,092	Total	6,212,506.84
Interest Payments	330,695.55	Net Valuation Taxable-County	845,971,963	LIABILITIES, RESERVES, AND SURPLUS	
DEFERRED CHARGES		State Equalized Valuation	811,668,699	Cash Liabilities	944,288.25
SCHOOL, COUNTY, SPECIAL DISTRICT TAXES	13,542,422.00	State Equalization Ratio	104.60	Reserves for Receivables	4,171,344.91
RESERVE FOR UNCOLLECTED TAXES	912,000.00			Surplus Dec. 31, 1992	1,096,873.68
EXPENDITURES TOTAL	21,220,714.51			Total	0,212,506.84

2111

Population 1980 1,468
 Population 1990 1,719
 S & P Rating
 Moody Rating

General Tax Rate Per \$100. 2.56
 State Equalized Tax Rate 2.18

HOPE TOWNSHIP - WARREN COUNTY
 Form of Government:
Township Committee
 Number of Members on Governing Body - 3

PER CAPITA:
 Grass Debt 263.87
 Net Debt 263.87
 Debt Service 17.17
 Total Tax Levy 1,479.82
 Municipal Expenditures 547.71

PER CENT:
 Grass Debt .37
 Net Debt .37
 Tax Levy Collected 98.95
 Tax Levy Cancelled, Abated or Adjusted .02

EXPENDITURES		REVENUES-REALIZED			1992 PROPERTY TAX	
GENERAL GOVERNMENT		REVENUES-REALIZED			STATE EQUALIZED TAX RATE	
Governing Body & Public Boards		1992 Property Taxes Collected		Local District School Taxes	1.32	1,534,791.00
Municipal Clerk		1992 Payments in Lieu of Taxes	2,269,673.31	Regional & Consolidated School Tax		
Financial Administration	22,804.60	Delinquent Tax & Lien Collections	254,022.48	School Taxes in Municipal Budget		
Assessment of Taxes	13,428.00	Business Personalty Replacement Taxes	20,175.84	County Taxes	.71	827,706.22
Collection of Taxes	17,245.40	Taxes from Public Utilities	157,883.00	County Library Taxes	.06	69,686.37
Planning, Housing & Development	31,520.00	Other Miscellaneous Tax Revenues		Local Municipal Purpose Taxes	.08	97,000.00
Human Resources	4,219.00	State Aid Revenues	78,580.00	Veteran & Senior Citizen Taxes		12,400.00
Elections	850.00	Federal Aid Revenues		Total Taxes for Rate Computation	2.17	2,541,583.59
General Administration (other)	140,073.00	State and Local Fiscal Assistance Act Utilized		Special District Taxes		
JUDICIARY		Sale of Acquired Property		Bank Corp. Taxes		
Municipal Courts	88,927.00	Other Miscellaneous Revenues	217,473.29	Added and Omitted Taxes		14,630.55
PUBLIC SAFETY		Total	2,997,807.92	Total Taxes Levied - ABSTRACT		2,543,814.14
Fire Protection	27,264.00	Prior Years Surplus Appropriated	286,821.16	Total Taxes Billed		2,551,692.11
Police Protection	8,121.00	REVENUES TOTAL	3,284,629.08	1992 TAXES COLLECTED		2,269,673.31
Civil Defense & Disaster Control	1,600.00	Reserve For Uncollected Taxes	291,169.72	1992 Taxes Cancelled, Abated or Adjusted		566.36
Environmental Inspection & Control	13,705.00	CAPITAL OUTLAY TOTAL	124,941.25	Transfer to Tax Title Liens or Foreclosed		29,994.62
Other Public Safety		PUBLIC ENTERPRISES		Balance Outstanding Dec. 31, 1992		251,457.82
PUBLIC WORKS		Public Enterprises		PRIOR YEARS TAXES OUTSTANDING		
Streets and Drainage	93,538.00	Recreation-Culture	1,050.00	Balance January 1, 1992		253,656.23
Sewers and Sewage Processing		Public Works	42,914.74	Collected in 1992		233,577.42
Garbage and Trash Disposal	34,050.00	Buildings and Grounds	80,976.51	Cancelled, Abated or Adjusted 1992		7.26
Public Buildings and Grounds	17,700.00	Library and Education		Transfers to Tax Title Liens or Foreclosed		12,075.67
Other Public Works		Conservation		Balance December 31, 1992		7,995.88
HEALTH and WELFARE		All Other		TAX TITLE LIENS OUTSTANDING		
Health Services Except Environmental	100.00	CAPITAL DEBT AUTHORIZED, DECEMBER 31, 1992		Balance January 1, 1992		75,335.90
Welfare-Public Assistance	2,500.00	ISSUED AND UNISSUED		Transfer From Taxes		45,066.20
Hospital, Clinics, First Aid		School		Redeemed in 1992		20,445.06
Animal, Insect, & Rodent Control	5,790.00	Self-Liquidating		Cancelled, Abated or Adjusted (1992)		
Other Welfare Services		Other	453,587	Transfers to Foreclosed Property		
RECREATION and CONSERVATION		Total	453,587	Balance December 31, 1992		99,957.04
Beaches and Boardwalks		ISSUED AND OUTSTANDING		PROPERTY ACQUIRED BY DEED OR FORECLOSURE		
Parks, Playgrounds, Shade Trees		School		Balance January 1, 1992		
Land Reclamation & Conservation	500.00	Self-Liquidating		Transfers From Taxes or Liens		
Other Recreational Services	32,373.00	Other	453,587.00	Sale for Cash (1992)		
EDUCATION (excluding schools)		Total	453,587.00	Cancelled, Abated or Adjusted (1992)		
Libraries		EQUALIZED VALUATION BASIS FOR NET DEBT COMPUTATION		Balance December 31, 1992		
Other Educational Services	750.00	REAL PROPERTY VALUATIONS		CURRENT FINANCES DECEMBER 31, 1992		
STATUTORY EXPENDITURES		Code Class # of Parcels % VAL'N ASSESSED VALUATION		ASSETS		
Pensions & F. L. C. A.	25,317.90	1 Vacant Land 223 7.49 7,367,150.00		Cash Dec. 31, 1992		740,374.63
Employee Fringe Benefits	25,500.00	2 Residential 559 70.98 69,834,950.00		Taxes Receivable		259,453.70
Other Statutory Expenditures	2,000.00	3 Farm 318 15.86 15,605,324.00		Tax Title Liens		99,957.04
CETA And Other Public Employment Programs		4a Commercial 29 5.23 5,147,400.00		Foreclosed Property		
MUNICIPAL FUNCTIONS TOTAL	609,845.90	4b Industrial 1 .19 185,600.00		Emergencies & Other Deferred Charges		13,000.00
CAPITAL IMPROVEMENTS *MEMO*	117,500.00	4c Apartments 1 .26 251,200.00		State and Federal Aid Receivable		130,000.00
DEBT SERVICE		Total 1131 98,391,624.00		Other Receivables		97,837.79
Principal Payments	6,343.40	Land Area 18.90 Sq. Miles		Total		1,340,623.16
Interest Payments	25,172.37	Net Valuation Taxable-Municipal		LIABILITIES, RESERVES, AND SURPLUS		
DEFERRED CHARGES	10,974.98	Net Valuation Taxable-County		Cash Liabilities		457,905.95
SCHOOL, COUNTY, SPECIAL DISTRICT TAXES	2,432,183.59	State Equalized Valuation		Reserves for Receivables		541,859.19
RESERVE FOR UNCOLLECTED TAXES	291,169.72	State Equalization Ratio		Surplus Dec. 31, 1992		340,858.02
EXPENDITURES TOTAL	3,373,639.96			Total		1,340,623.16

Population 1980 2,001
 Population 1990 1,968
 S & P Rating
 Moody Rating

General Tax Rate Per \$100. 4.25
 State Equalized Tax Rate 2.06

HOPEWELL BOROUGH - MERCER COUNTY

Form of Government:

Borough Council

Number of Members on Governing Body - 6

PER CAPITA:

Gross Debt 1,615.97
 Net Debt 683.94
 Debt Service 131.27
 Total Tax Levy 1,539.59
 Municipal Expenditures 776.21

PER CENT:

Gross Debt 2.30
 Net Debt .97
 Tax Levy Collected 95.19
 Tax Levy Cancelled, Abated or Adjusted

EXPENDITURES		REVENUES-REALIZED			1992 PROPERTY TAX	
GENERAL GOVERNMENT		1992 Property Taxes Collected			STATE EQUALIZED TAX RATE	
Governing Body & Public Boards				2,889,393.09	Local District School Taxes	
Municipal Clerk					Regional & Consolidated School Tax	1.11
Financial Administration	15,800.00				School Taxes in Municipal Budget	
Assessment of Taxes	15,274.00			87,591.53	County Taxes	.54 *
Collection of Taxes	15,736.00			32,915.68	County Library Taxes	
Planning, Housing & Development	22,800.00			105,546.00	Local Municipal Purpose Taxes	.41
Human Resources					Veteran & Senior Citizen Taxes	
Elections	1,000.00			261,779.15	Total Taxes for Rate Computation	2.06
General Administration (other)	142,631.00				Special District Taxes	
JUDICIARY					Bank Corp. Taxes	
Municipal Courts	15,485.00				Added and Omitted Taxes	
PUBLIC SAFETY					Total Taxes Levied - ABSTRACT	
Fire Protection				277,255.85	Total Taxes Billed	
Police Protection	190,822.00			3,654,486.30	1992 TAXES COLLECTED	
Civil Defense & Disaster Control	1,000.00			200,000.00	1992 Taxes Cancelled, Abated or Adjusted	
Environmental Inspection & Control					Transfer to Tax Title Liens or Foreclosed	
Other Public Safety					Balance Outstanding Dec. 31, 1992	
PUBLIC WORKS						146,018.91
Streets and Drainage	258,410.00				PRIOR YEARS TAXES OUTSTANDING	
Sewers and Sewage Processing	114,535.00			42,532.67	Balance January 1, 1992	
Garbage and Trash Disposal	180,000.00			141,420.36	Collected in 1992	
Public Buildings and Grounds	15,000.00				Cancelled, Abated or Adjusted 1992	
Other Public Works					Transfers to Tax Title Liens or Foreclosed	
HEALTH and WELFARE					Balance December 31, 1992	
Health Services Except Environmental	9,085.00					53,573.16
Welfare-Public Assistance	891.00				TAX TITLE LIENS OUTSTANDING	
Hospital, Clinics, First Aid					Balance January 1, 1992	
Animal, Insect, & Rodent Control	2,400.00				Transfer From Taxes	
Other Welfare Services					Redeemed in 1992	
RECREATION and CONSERVATION					Cancelled, Abated or Adjusted (1992)	
Beaches and Boardwalks					Transfers to Foreclosed Property	
Parks, Playgrounds, Shade Trees	8,000.00				Balance December 31, 1992	
Land Reclamation & Conservation	3,638.15					
Other Recreational Services	5,050.00				PROPERTY ACQUIRED BY DEED OR FORECLOSURE	
EDUCATION (excluding schools)					Balance January 1, 1992	
Libraries	46,870.00				Transfers From Taxes or Liens	
Other Educational Services					Sale for Cash (1992)	
STATUTORY EXPENDITURES					Cancelled, Abated or Adjusted (1992)	
Pensions & F. L. C. A.	20,000.00				Balance December 31, 1992	
Employee Fringe Benefits						
Other Statutory Expenditures					CURRENT FINANCES DECEMBER 31, 1992	
CETA And Other Public Employment Programs					ASSETS	
MUNICIPAL FUNCTIONS TOTAL	1,084,427.15				Cash Dec. 31, 1992	
CAPITAL IMPROVEMENTS *MEMO*	10,000.00				Taxes Receivable	
DEBT SERVICE					Tax Title Liens	
Principal Payments	186,600.00				Foreclosed Property	
Interest Payments	71,732.06				Emergencies & Other Deferred Charges	
DEFERRED CHARGES	29,447.26				State and Federal Aid Receivable	
SCHOOL, COUNTY, SPECIAL DISTRICT TAXES	2,393,499.10				Other Receivables	
RESERVE FOR UNCOLLECTED TAXES	155,365.45				Total	
EXPENDITURES TOTAL	3,921,070.02					694,896.88
					LIABILITIES, RESERVES, AND SURPLUS	
					Cash Liabilities	
					Reserves for Receivables	
					Surplus Dec. 31, 1992	
					Total	

*Includes County Health Service Taxes, County Vocational School Taxes, or County Open Space Tax. See Table 13.

0607
 Population 1980 4,365
 Population 1990 4,215
 S & P Rating
 Moody Rating AAA

General Tax Rate Per \$100. 2.60
 State Equalized Tax Rate 2.31

HOPEWELL TWP. - CUMBERLAND CO.
 Form of Government:
 Township Committee
 Number of Members on Governing Body - 5

PER CAPITA:
 Grass Debt 2,589.39
 Net Debt 1,301.43
 Debt Service 30.48
 Total Tax Levy 844.04
 Municipal Expenditures 284.10

PER CENT:
 Grass Debt 7.58
 Net Debt 3.81
 Tax Levy Collected 91.79
 Tax Levy Cancelled, Abated or Adjusted .05

EXPENDITURES		REVENUES-REALIZED		1992 PROPERTY TAX	
GENERAL GOVERNMENT		REVENUES-REALIZED		STATE EQUALIZED TAX RATE	
Governing Body & Public Boards		1992 Property Taxes Collected	3,271,014.78	Local District School Taxes	.39 1,350,869.00
Municipal Clerk	43,000.00	1992 Payments in Lieu of Taxes		Regional & Consolidated School Tax	.35 535,999.00
Financial Administration	27,600.00	Delinquent Tax & Lien Collections	242,998.37	School Taxes in Municipal Budget	
Assessment of Taxes	22,130.00	Business Personalty Replacement Taxes	36,495.04	County Taxes	.98 * 1,494,305.62
Collection of Taxes	17,025.00	Taxes from Public Utilities	153,991.00	County Library Taxes	
Planning, Housing & Development	6,336.00	Other Miscellaneous Tax Revenues		Local Municipal Purpose Taxes	.09 135,000.00
Human Resources		State Aid Revenues	226,462.00	Veteran & Senior Citizen Taxes	48,100.00
Elections		Federal Aid Revenues		Total Taxes for Rate Computation	2.31 3,564,273.62
General Administration (other)	142,730.00	State and Local Fiscal Assistance Act Utilized		Special District Taxes	
JUDICIARY		Sale of Acquired Property		Bank Corp. Taxes	
Municipal Courts	14,800.00	Other Miscellaneous Revenues	148,174.36	Added and Omitted Taxes	41,475.22
PUBLIC SAFETY		Total	4,079,135.55	Total Taxes Levied - ABSTRACT	3,557,648.84
Fire Protection	31,696.00	Prior Years Surplus Appropriated	469,028.00	Total Taxes Billed	3,563,768.93
Police Protection	100.00	REVENUES TOTAL	4,548,163.55	1992 TAXES COLLECTED	3,271,014.78
Civil Defense & Disaster Control	1,350.00	Reserve For Uncollected Taxes	303,079.00	1992 Taxes Cancelled, Abated or Adjusted	1,904.28
Environmental Inspection & Control	28,840.00	CAPITAL OUTLAY TOTAL	6,916.31	Transfer to Tax Title Liens or Foreclosed	7,336.60
Other Public Safety		Public Enterprises		Balance Outstanding Dec. 31, 1992	283,513.17
PUBLIC WORKS		Recreation-Culture		PRIOR YEARS TAXES OUTSTANDING	
Streets and Drainage	173,450.00	Public Works	6,916.31	Balance January 1, 1992	234,304.36
Sewers and Sewage Processing	108,900.00	Buildings and Grounds		Collected in 1992	233,473.03
Garbage and Trash Disposal		Library and Education		Cancelled, Abated or Adjusted 1992	802.13
Public Buildings and Grounds	26,000.00	Conservation		Transfers to Tax Title Liens or Foreclosed	29.20
Other Public Works		All Other		Balance December 31, 1992	
HEALTH and WELFARE		CAPITAL DEBT AUTHORIZED, DECEMBER 31, 1992		TAX TITLE LIENS OUTSTANDING	
Health Services Except Environmental	50.00	ISSUED AND UNISSUED		Balance January 1, 1992	26,335.46
Welfare-Public Assistance	4,000.00	School	10,659,282	Transfer From Taxes	7,381.83
Hospital, Clinics, First Aid		Self-Liquidating	255,000	Redeemed in 1992	9,525.34
Animal, Insect, & Rodent Control	3,700.00	Other	255,000	Cancelled, Abated or Adjusted (1992)	
Other Welfare Services		Total	10,914,282	Transfers to Foreclosed Property	
RECREATION and CONSERVATION		ISSUED AND OUTSTANDING		Balance December 31, 1992	24,191.95
Beaches and Boardwalks		School	10,659,282.27	PROPERTY ACQUIRED BY DEED OR FORECLOSURE	
Parks, Playgrounds, Shade Trees	150.00	Self-Liquidating		Balance January 1, 1992	88,700.00
Land Reclamation & Conservation	2,000.00	Other	155,000.00	Transfers From Taxes or Liens	
Other Recreational Services		Total	10,814,282.27	Sale for Cash (1992)	
EDUCATION (excluding schools)		EQUALIZED VALUATION BASIS FOR NET DEBT COMPUTATION	143,915,275	Cancelled, Abated or Adjusted (1992)	
Libraries		REAL PROPERTY VALUATIONS		Balance December 31, 1992	88,700.00
Other Educational Services		Code Class # of Parcels % VAL'N		CURRENT FINANCES DECEMBER 31, 1992	
STATUTORY EXPENDITURES		1 Vacant Land 339 2.98		ASSETS	
Pensions & F. L. C. A.	22,602.00	2 Residential 1253 74.57		Cash Dec. 31, 1992	1,169,737.53
Employee Fringe Benefits		3 Farm 628 16.12		Taxes Receivable	283,513.17
Other Statutory Expenditures		4a Commercial 50 6.33		Tax Title Liens	24,191.95
CETA And Other Public Employment Programs		4b Industrial		Foreclosed Property	98,700.00
MUNICIPAL FUNCTIONS TOTAL	676,509.00	4c Apartments		Emergencies & Other Deferred Charges	9,400.00
CAPITAL IMPROVEMENTS *MEMO*	100,000.00	Total	2270	State and Federal Aid Receivable	80,000.00
DEBT SERVICE		Land Area 31.40 Sq. Miles		Other Receivables	65,569.27
Principal Payments	119,000.00	Net Valuation Taxable-Municipal	135,472,831	Total	1,721,111.92
Interest Payments	9,437.16	Net Valuation Taxable-County	151,131,391	LIABILITIES, RESERVES, AND SURPLUS	
DEFERRED CHARGES	89,400.00	State Equalized Valuation	152,177,577	Cash Liabilities	616,438.67
SCHOOL, COUNTY, SPECIAL DISTRICT TAXES	3,381,173.62	State Equalization Ratio	88.93	Reserves for Receivables	461,974.39
RESERVE FOR UNCOLLECTED TAXES	303,079.00			Surplus Dec. 31, 1992	642,698.86
EXPENDITURES TOTAL	4,578,648.73			Total	1,721,111.92

Population 1980 10,893
 Population 1990 11,590
 S & P Rating AAA
 Moody Rating

General Tax Rate Per \$100 3.66
 State Equalized Tax Rate 1.90

HOPEWELL TWP. - MERCER CO.
 Form of Government:
 Township Committee
 Number of Members on Governing Body - 5

PER CAPITA:
 Gross Debt 2,133.59
 Net Debt 1,049.25
 Debt Service 113.42
 Total Tax Levy 2,156.92
 Municipal Expenditures 661.98

PER CENT:
 Gross Debt 2.01
 Net Debt .99
 Tax Levy Collected 95.36
 Tax Levy Cancelled, Abated or Adjusted .21

EXPENDITURES	REVENUES-REALIZED	1992 PROPERTY TAX
GENERAL GOVERNMENT		STATE EQUALIZED TAX RATE
Governing Body & Public Boards	81,265.60	Local District School Taxes
Municipal Clerk	56,095.00	Regional & Consolidated School Tax 1.10
Financial Administration	75,090.00	School Taxes in Municipal Budget
Assessment of Taxes	101,800.00	County Taxes .53 *
Collection of Taxes	88,536.00	County Library Taxes .05
Planning, Housing & Development	138,195.00	Local Municipal Purpose Taxes .22
Human Resources	94,604.50	Veteran & Senior Citizen Taxes
Elections	5,621.51	Total Taxes for Rate Computation 1.90
General Administration (other)	483,885.35	Special District Taxes
JUDICIARY		Bank Corp. Taxes
Municipal Courts	179,728.65	Added and Omitted Taxes
PUBLIC SAFETY		Total Taxes Levied - ABSTRACT
Fire Protection	47,986.00	Total Taxes Billed
Police Protection	1,543,338.75	1992 TAXES COLLECTED
Civil Defense & Disaster Control	1,175.00	1992 Taxes Cancelled, Abated or Adjusted
Environmental Inspection & Control	189,103.00	Transfer to Tax Title Liens or Foreclosed
Other Public Safety		Balance Outstanding Dec. 31, 1992
PUBLIC WORKS		PRIOR YEARS TAXES OUTSTANDING
Streets and Drainage	728,237.00	Balance January 1, 1992
Sewers and Sewage Processing	101,595.00	Collected in 1992
Gorbage and Trash Disposal		Cancelled, Abated or Adjusted 1992
Public Buildings and Grounds	161,595.00	Transfers to Tax Title Liens or Foreclosed
Other Public Works		Balance December 31, 1992
HEALTH and WELFARE		TAX TITLE LIENS OUTSTANDING
Health Services Except Environmental	155,201.20	Balance January 1, 1992
Welfare-Public Assistance	5,147.00	Transfer From Taxes
Hospital, Clinics, First Aid		Redeemed in 1992
Animal, Insect, & Rodent Control	27,300.00	Cancelled, Abated or Adjusted (1992)
Other Welfare Services		Transfers to Foreclosed Property
RECREATION and CONSERVATION		Balance December 31, 1992
Beaches and Boardwalks		PROPERTY ACQUIRED BY DEED OR FORECLOSURE
Parks, Playgrounds, Shade Trees	175.00	Balance January 1, 1992
Land Reclamation & Conservation	2,025.00	Transfers From Taxes or Liens
Other Recreational Services	8,800.00	Sale for Cash (1992)
EDUCATION (excluding schools)		Cancelled, Abated or Adjusted (1992)
Libraries		Balance December 31, 1992
Other Educational Services	23,025.00	CURRENT FINANCES DECEMBER 31, 1992
STATUTORY EXPENDITURES		ASSETS
Pensions & F. L. C. A.	225,283.69	Cash Dec. 31, 1992
Employee Fringe Benefits	428,800.00	Taxes Receivable
Other Statutory Expenditures	100.00	Tax Title Liens
CETA And Other Public Employment Programs		Foreclosed Property
MUNICIPAL FUNCTIONS TOTAL	4,951,707.85	Emergencies & Other Deferred Charges
CAPITAL IMPROVEMENTS *ME 40*	324,460.01	State and Federal Aid Receivable
DEBT SERVICE		Other Receivables
Principal Payments	600,000.00	Total
Interest Payments	772,440.50	LIABILITIES, RESERVES, AND SURPLUS
DEFERRED CHARGES	233,053.92	Cash Liabilities
SCHOOL, COUNTY, SPECIAL DISTRICT TAXES	21,499,721.06	Reserves for Receivables
RESERVE FOR UNCOLLECTED TAXES	1,115,139.50	Surplus Dec. 31, 1992
EXPENDITURES TOTAL	29,172,062.83	Total
		3,478,668.33
		857,735.36
		1,152,829.00
		1,458,103.97
		3,478,668.33

*Includes County Health Service Taxes, County Vocational School Taxes, or County Open Space Tax. See Table 13.

Population 1980 25,065
 Population 1990 38,987
 S & P Rating AAA
 Moody Rating BAA

General Tax Rate Per \$100. 1.85
 State Equalized Tax Rate 1.96

HOWELL TOWNSHIP - MONMOUTH CO.

Form of Government:

Township Committee

Number of Members on Governing Body - 5

PER CAPITA: Gross Debt 2,305.90 PER CENT: Gross Debt 4.17
 Net Debt 1,103.23 Net Debt 1.99
 Debt Service 59.40 Tax Levy Collected 90.91
 Total Tax Levy 1,106.99 Tax Levy Cancelled, Abated or Adjusted 1.45
 Municipal Expenditures 510.44

EXPENDITURES		REVENUES-REALIZED		1992 PROPERTY TAX	
GENERAL GOVERNMENT		REVENUES-REALIZED		1992 PROPERTY TAX	
Governing Body & Public Boards	73,549.89	1992 Property Taxes Collected	39,184,319.96	STATE EQUALIZED TAX RATE	
Municipal Clerk	178,823.71	1992 Payments in Lieu of Taxes		Local District School Taxes	.86 18,086,624.50
Financial Administration	235,652.25	Delinquent Tax & Lien Collections	2,440,433.05	Regional & Consolidated School Tax	.30 6,221,006.60
Assessment of Taxes	139,338.71	Business Personalty Replacement Taxes	240,647.40	School Taxes in Municipal Budget	
Collection of Taxes	126,692.31	Taxes from Public Utilities	6,505,450.64	County Taxes	.45 * 9,311,323.75
Planning, Housing & Development	174,041.59	Other Miscellaneous Tax Revenues		County Library Taxes	.02 352,726.53
Human Resources	255,512.00	State Aid Revenues	1,511,680.00	Local Municipal Purpose Taxes	.34 7,085,669.83
Elections	14,040.09	Federal Aid Revenues		Veteran & Senior Citizen Taxes	
General Administration (other)	2,147,497.56	State and Local Fiscal Assistance Act Utilized		Total Taxes for Rate Computation	1.97 41,314,301.21
JUDICIARY		Sale of Acquired Property		Special District Taxes	1,677,075.24
Municipal Courts	353,146.19	Other Miscellaneous Revenues	2,586,096.19	Bank Corp. Taxes	
PUBLIC SAFETY		Total	52,468,627.24	Added and Omitted Taxes	345,896.94
Fire Protection	227,507.65	Prior Years Surplus Appropriated		Total Taxes Levied - ABSTRACT	43,080,323.39
Police Protection	4,651,364.39	REVENUES TOTAL	52,468,627.24	Total Taxes Billed	43,101,089.30
Civil Defense & Disaster Control	15,450.06	Reserve For Uncollected Taxes	3,009,000.00	1992 TAXES COLLECTED	39,184,319.96
Environmental Inspection & Control	335,295.29	CAPITAL OUTLAY	TOTAL	1992 Taxes Cancelled, Abated or Adjusted	626,291.99
Other Public Safety		Public Enterprises	186,710.25	Transfer to Tax Title Liens or Foreclosed	363,226.83
PUBLIC WORKS		Recreation-Culture		Balance Outstanding Dec. 31, 1992	2,927,260.59
Streets and Drainage	325,000.00	Public Works	1,012,478.50	PRIOR YEARS TAXES OUTSTANDING	
Sewers and Sewage Processing		Buildings and Grounds	1,420,497.98	Balance January 1, 1992	2,309,919.00
Garbage and Trash Disposal		Library and Education		Collected in 1992	2,011,518.37
Public Buildings and Grounds		Conservation		Cancelled, Abated or Adjusted 1992	171,834.30
Other Public Works	2,021,472.63	All Other		Transfers to Tax Title Liens or Foreclosed	6,274.58
HEALTH and WELFARE		CAPITAL DEBT AUTHORIZED, DECEMBER 31, 1992		Balance December 31, 1992	120,291.75
Health Services Except Environmental		ISSUED AND UNISSUED		TAX TITLE LIENS OUTSTANDING	
Welfare-Public Assistance	45,744.65	SCHOOL	19,548,931	Balance January 1, 1992	1,320,395.00
Hospital, Clinics, First Aid		Self-Liquidating	52,500,000	Transfer From Taxes	373,550.31
Animal, Insect, & Rodent Control		Other	17,890,369	Redeemed in 1992	428,914.68
Other Welfare Services	83,263.19	Total	89,939,300	Cancelled, Abated or Adjusted (1992)	
RECREATION and CONSERVATION		ISSUED AND OUTSTANDING		Transfers to Foreclosed Property	
Beaches and Boardwalks		SCHOOL	19,548,931.94	Balance December 31, 1992	1,265,030.63
Parks, Playgrounds, Shade Trees	748.75	Self-Liquidating	52,500,000.00	PROPERTY ACQUIRED BY DEED OR FORECLOSURE	
Land Reclamation & Conservation	137,740.11	Other	13,545,000.00	Balance January 1, 1992	434,100.00
Other Recreational Services	362,949.28	Total	85,593,931.94	Transfers From Taxes or Liens	
EDUCATION (excluding schools)		EQUALIZED VALUATION BASIS		Sale for Cash (1992)	
Libraries	5,686.00	FOR NET DEBT COMPUTATION	2,156,834,772	Cancelled, Abated or Adjusted (1992)	
Other Educational Services	8,477.80	REAL PROPERTY VALUATIONS		Balance December 31, 1992	484,100.00
STATUTORY EXPENDITURES		Code Class # of Parcels % VAL'N ASSESSED VALUATION		CURRENT FINANCES DECEMBER 31, 1992	
Pensions & F. L. C. A.	567,552.51	1 Vacant Land 2015 6.75 148,604,850.00		ASSETS	
Employee Fringe Benefits	1,097,269.17	2 Residential 12219 77.32 1,702,928,840.00		Cash Dec. 31, 1992	13,460,839.03
Other Statutory Expenditures		3 Farm 553 1.99 43,749,600.00		Taxes Receivable	3,047,552.34
CETA And Other Public Employment Programs		4a Commercial 425 11.73 258,414,982.00		Tax Title Liens	1,265,030.63
MUNICIPAL FUNCTIONS		4b Industrial 54 2.21 48,738,050.00		Foreclosed Property	484,100.00
CAPITAL IMPROVEMENTS	13,583,875.78	4c Apartments		Emergencies & Other Deferred Charges	2,733,452.25
ME#0	125,000.00	Total 15266 2,202,435,322.00		State and Federal Aid Receivable	239,789.58
DEBT SERVICE		Land Area 62.10 Sq. Miles		Other Receivables	2,101,695.60
Principal Payments	1,300,355.00	Net Voluation Taxable-Municipal	2,215,648,695	Total	23,332,459.43
Interest Payments	1,015,354.29	Net Voluation Taxable-County	2,179,361,991	LIABILITIES, RESERVES, AND SURPLUS	
DEFERRED CHARGES		State Equalized Valuation	2,092,944,545	Cash Liabilities	15,692,667.86
SCHOOL, COUNTY, SPECIAL DISTRICT TAXES	992,026.40	State Equalization Ratio	105.90	Reserves for Receivables	6,898,378.57
RESERVE FOR UNCOLLECTED TAXES	3,009,000.00			Surplus Dec. 31, 1992	741,413.00
EXPENDITURES				Total	23,332,459.43
TOTAL	55,549,368.09				

2112
 Population 1980 2,829
 Population 1990 3,940
 S & P Rating
 Moody Rating

General Tax Rate Per \$100. 1.70
 State Equalized Tax Rate 1.73

INDEPENDENCE TOWNSHIP - WARREN CO.

Form of Government:

Township Committee

Number of Members on Governing Body - 5

PER CAPITA:

Gross Debt 785.63
 Net Debt 364.06
 Debt Service 54.93
 Total Tax Levy 1,137.93
 Municipal Expenditures 420.84

PER CENT:

Gross Debt 1.23
 Net Debt .57
 Tax Levy Collected 94.46
 Tax Levy Cancelled, Abated or Adjusted .43

EXPENDITURES		REVENUES-REALIZED			1992 PROPERTY TAX	
GENERAL GOVERNMENT		CAPITAL OUTLAY			STATE EQUALIZED TAX RATE	
Governing Body & Public Boards		1992 Property Taxes Collected			Local District School Taxes	.95
Municipal Clerk		1992 Payments in Lieu of Taxes			Regional & Consolidated School Tax	
Financial Administration	40,860.00	Delinquent Tax & Lien Collections	200,062.48		School Taxes in Municipal Budget	
Assessment of Taxes	23,971.00	Business Personalty Replacement Taxes	29,051.48		County Taxes	.60
Collection of Taxes	22,263.00	Taxes from Public Utilities	189,062.97		County Library Taxes	.05
Planning, Housing & Development	23,968.00	Other Miscellaneous Tax Revenues			Local Municipal Purpose Taxes	.13
Human Resources	46,873.00	State Aid Revenues	169,687.64		Veteran & Senior Citizen Taxes	
Elections		Federal Aid Revenues			Total Taxes for Rate Computation	1.73
General Administration (other)	214,751.00	State and Local Fiscal Assistance Act Utilized			Special District Taxes	
JUDICIARY		Sale of Acquired Property			Bank Corp. Taxes	
Municipal Courts	26,150.59	Other Miscellaneous Revenues	230,383.16		Added and Omitted Taxes	
PUBLIC SAFETY		Total	5,059,938.72		Total Taxes Levied - ABSTRACT	4,483,443.24
Fire Protection	32,719.60	Prior Years Surplus Appropriated	640,000.00		Total Taxes Billed	4,490,508.26
Police Protection	224,025.48	REVENUES	5,699,938.72		1992 TAXES COLLECTED	4,241,690.99
Civil Defense & Disaster Control	1,000.00	Reserve For Uncollected Taxes	308,114.69		1992 Taxes Cancelled, Abated or Adjusted	19,375.54
Environmental Inspection & Control	53,821.00	TOTAL	25,604.05		Transfer to Tax Title Liens or Foreclosed	21,892.60
Other Public Safety					Balance Outstanding Dec. 31, 1992	207,549.13
PUBLIC WORKS					PRIOR YEARS TAXES OUTSTANDING	
Streets and Drainage	191,753.00	Public Enterprises			Balance January 1, 1992	199,477.06
Sewers and Sewage Processing	33,826.00	Recreation-Culture			Collected in 1992	192,557.06
Gorbage and Trash Disposal	21,750.00	Public Works	4,602.05		Cancelled, Abated or Adjusted 1992	6,920.00
Public Buildings and Grounds	20,696.00	Buildings and Grounds	21,002.00		Transfers to Tax Title Liens or Foreclosed	
Other Public Works		Library and Education			Balance December 31, 1992	
HEALTH and WELFARE		Conservation			TAX TITLE LIENS OUTSTANDING	
Health Services Except Environmental	250.00	All Other			Balance January 1, 1992	105,970.90
Welfare-Public Assistance	1,150.00				Transfer From Taxes	21,892.60
Hospital, Clinics, First Aid					Redeemed in 1992	7,505.42
Animal, Insect, & Rodent Control	5,250.00				Cancelled, Abated or Adjusted (1992)	
Other Welfare Services					Transfers to Foreclosed Property	
RECREATION and CONSERVATION					Balance December 31, 1992	120,358.08
Beaches and Boardwalks					PROPERTY ACQUIRED BY DEED OR FORECLOSURE	
Parks, Playgrounds, Shade Trees					Balance January 1, 1992	2,240.00
Land Reclamation & Conservation	3,330.26				Transfers From Taxes or Liens	
Other Recreational Services	45,944.99				Sale for Cash (1992)	
EDUCATION (excluding schools)					Cancelled, Abated or Adjusted (1992)	
Libraries					Balance December 31, 1992	2,240.00
Other Educational Services					CURRENT FINANCES DECEMBER 31, 1992	
STATUTORY EXPENDITURES					ASSETS	
Pensions & F. L. C. A.	31,748.00				Cash Dec. 31, 1992	1,279,212.28
Employee Fringe Benefits	55,214.32				Taxes Receivable	207,549.13
Other Statutory Expenditures	850.00				Tax Title Liens	120,358.08
CETA And Other Public Employment Programs					Foreclosed Property	2,240.00
MUNICIPAL FUNCTIONS					Emergencies & Other Deferred Charges	10,000.00
TOTAL	1,122,165.24				State and Federal Aid Receivable	96,957.79
CAPITAL IMPROVEMENTS	*MEMO*				Other Receivables	4,209.55
DEBT SERVICE					Total	1,710,426.83
Principal Payments	160,000.00				LIABILITIES, RESERVES, AND SURPLUS	
Interest Payments	55,417.06				Cash Liabilities	452,563.79
DEFERRED CHARGES	11,401.00				Reserves for Receivables	421,214.55
SCHOOL, COUNTY, SPECIAL DISTRICT TAXES	4,094,839.05				Surplus Dec. 31, 1992	836,643.42
RESERVE FOR UNCOLLECTED TAXES	308,114.69				Total	1,710,426.83
EXPENDITURES	TOTAL					

Population 1980 1,037
 Population 1990 910
 S & P Rating
 Moody Rating

General Tax Rate Per \$100. 1.31
 State Equalized Tax Rate 1.30

INTERLAKEN BOROUGH - MONMOUTH CO.
 Form of Government:
Borough Council
 Number of Members on Governing Body - 6

PER CENT:
 Gross Debt 307.60 Gross Debt .26
 Net Debt 307.63 Net Debt .26
 Debt Service 114.49 Tax Levy Collected 97.43
 Total Tax Levy 1,525.49 Tax Levy Cancelled, Abated
 Municipal Expenditures 1,227.27 or Adjusted .20

EXPENDITURES		REVENUES-REALIZED			1992 PROPERTY TAX		
GENERAL GOVERNMENT		REVENUES-REALIZED			STATE EQUALIZED TAX RATE 1.30		
Governing Body & Public Boards		1992 Property Taxes Collected		1,353,581.43	Local District School Taxes	140,995.00	
Municipal Clerk		1992 Payments in Lieu of Taxes			Regional & Consolidated School Tax		
Financial Administration	10,009.30	Delinquent Tax & Lien Collections	52,320.78		School Taxes in Municipal Budget		
Assessment of Taxes	4,225.92	Business Personalty Replacement Taxes	14.00		County Taxes	446,579.24 *	
Collection of Taxes	13,731.68	Taxes from Public Utilities	98,474.00		County Library Taxes	17,176.20	
Planning, Housing & Development	2,200.00	Other Miscellaneous Tax Revenues			Local Municipal Purpose Taxes	784,198.42	
Human Resources	6,219.00	State Aid Revenues	32,126.95		Veteran & Senior Citizen Taxes	8,200.00	
Elections	1,100.00	Federal Aid Revenues			Total Taxes for Rate Computation	1,397,146.86	
General Administration (other)	107,595.85	State and Local Fiscal Assistance Act Utilized			Special District Taxes		
JUDICIARY		Sale of Acquired Property			Bank Corp. Taxes		
Municipal Courts	12,707.50	Other Miscellaneous Revenues	48,281.36		Added and Omitted Taxes	159.24	
PUBLIC SAFETY		Total	1,584,798.52		Total Taxes Levied - ABSTRACT	1,389,106.10	
Fire Protection	43,541.91	Prior Years Surplus Appropriated	153,700.00		Total Taxes Billed	1,389,264.76	
Police Protection	250,677.92	REVENUES TOTAL	1,738,498.52		1992 TAXES COLLECTED	1,353,581.43	
Civil Defense & Disaster Control	200.00	Reserve For Uncollected Taxes	105,181.84		1992 Taxes Cancelled, Abated or Adjusted	2,728.49	
Environmental Inspection & Control	6,166.60	CAPITAL OUTLAY TOTAL		35,652.96	Transfer to Tax Title Liens or Foreclosed		
Other Public Safety		Public Enterprises			Balance Outstanding Dec. 31, 1992	32,954.85	
PUBLIC WORKS		Recreation-Culture			PRIOR YEARS TAXES OUTSTANDING		
Streets and Drainage	89,045.50	Public Works	5,370.17		Balance January 1, 1992	52,320.78	
Sewers and Sewage Processing	64,885.00	Buildings and Grounds	30,282.79		Collected in 1992	52,320.78	
Garbage and Trash Disposal	101,475.77	Library and Education			Cancelled, Abated or Adjusted 1992		
Public Buildings and Grounds	9,313.00	Conservation			Transfers to Tax Title Liens or Foreclosed		
Other Public Works		All Other			Balance December 31, 1992		
HEALTH and WELFARE		CAPITAL DEBT AUTHORIZED, DECEMBER 31, 1992				TAX TITLE LIENS OUTSTANDING	
Health Services Except Environmental	2,621.00	ISSUED AND UNISSUED	GROSS DEBT	NET DEBT	Balance January 1, 1992		
Welfare-Public Assistance		School			Transfer From Taxes		
Hospital, Clinics, First Aid		Self-Liquidating			Redeemed in 1992		
Animal, Insect, & Rodent Control		Other	279,913	279,918	Cancelled, Abated or Adjusted (1992)		
Other Welfare Services	461.50	Total	279,913	279,918	Transfers to Foreclosed Property		
RECREATION and CONSERVATION		ISSUED AND OUTSTANDING				Balance December 31, 1992	
Beaches and Boardwalks		School			PROPERTY ACQUIRED BY DEED OR		
Parks, Playgrounds, Shade Trees	36,725.00	Self-Liquidating			FORECLOSURE		
Land Reclamation & Conservation	30,896.70	Other			Balance January 1, 1992	11,700.00	
Other Recreational Services		Total			Transfers From Taxes or Liens		
EDUCATION (excluding schools)		EQUALIZED VALUATION BASIS				Sale for Cash (1992)	
Libraries	2,757.04	FOR NET DEBT COMPUTATION			Cancelled, Abated or Adjusted (1992)		
Other Educational Services		REAL PROPERTY VALUATIONS			Balance December 31, 1992	11,700.00	
STATUTORY EXPENDITURES		Code	Class	# of Parcels	% VAL'N	ASSESSED VALUATION	
Pensions & F. L. C. A.	15,591.34	1	Vacant Land	24	2.00	2,125,700.00	
Employee Fringe Benefits	79,500.00	2	Residential	383	98.00	103,904,000.00	
Other Statutory Expenditures		3	Farm				
CETA And Other Public Employment Programs		4a	Commercial				
MUNICIPAL FUNCTIONS TOTAL	883,677.53	4b	Industrial				
CAPITAL IMPROVEMENTS *ME 40*	5,000.00	4c	Apartments				
DEBT SERVICE		Total		407		106,029,700.00	
Principal Payments	85,900.00	Land Area		33	Sq. Miles		
Interest Payments	18,680.86	Net Valuation Taxable-Municipal				106,200,715	
DEFERRED CHARGES		Net Valuation Taxable-County				102,665,873	
SCHOOL, COUNTY, SPECIAL DISTRICT TAXES	18,360.00	State Equalized Valuation				107,304,187	
RESERVE FOR UNCOLLECTED TAXES	604,748.44	State Equalization Ratio				98.97	
EXPENDITURES TOTAL	1,721,563.67						

*Includes County Health Service Taxes, County Vocational School Taxes, or County Open Space Tax. See Table 13.

Population 1980 61,493
 Population 1990 61,013
 S & P Rating AAA
 Moody Rating AAA

General Tax Rate Per \$100 14.55
 State Equalized Tax Rate 3.10

IRVINGTON TOWNSHIP - ESSEX COUNTY
 Form of Government:
 Mayor-Council Plan D (OMCL 50)
 Number of Members on Governing Body - 7

PER CAPITA:
 Gross Debt 1,566.44
 Net Debt 699.17
 Debt Service 50.44
 Total Tax Levy 705.21
 Municipal Expenditures 699.32

PER CENT:
 Gross Debt 6.97
 Net Debt 3.11
 Tax Levy Collected 91.17
 Tax Levy Cancelled, Abated or Adjusted .01

EXPENDITURES	REVENUES-REALIZED	1992 PROPERTY TAX
GENERAL GOVERNMENT		STATE EQUALIZED TAX RATE
Governing Body & Public Boards 370,388.07	1992 Property Taxes Collected 39,029,052.26	Local District School Taxes .51 12,645,661.00
Municipal Clerk 167,818.03	1992 Payments in Lieu of Taxes 182,972.02	Regional & Consolidated School Tax
Financial Administration 980,296.26	Delinquent Tax & Lien Collections 2,300,524.72	School Taxes in Municipal Budget
Assessment of Taxes 147,407.79	Business Personality Replacement Taxes 724,901.00	County Taxes .64 8,815,602.60
Collection of Taxes 290,062.71	Taxes from Public Utilities 1,999,356.00	County Library Taxes
Planning, Housing & Development 524,344.55	Other Miscellaneous Tax Revenues	Local Municipal Purpose Taxes 1.56 21,569,269.33
Human Resources 1,267,215.00	State Aid Revenues 9,068,716.93	Veteran & Senior Citizen Taxes 177,350.00
Elections 69,508.04	Federal Aid Revenues	Total Taxes for Rate Computation 3.11 43,207,882.93
General Administration (other) 5,754,067.26	State and Local Fiscal Assistance Act Utilized	Special District Taxes
JUDICIARY	Sale of Acquired Property	Bank Corp. Taxes
Municipal Courts 671,482.00	Other Miscellaneous Revenues 5,891,318.35	Added and Omitted Taxes
PUBLIC SAFETY	Total 59,196,839.34	Total Taxes Levied - ABSTRACT 43,030,532.93
Fire Protection 6,861,773.18	Prior Years Surplus Appropriated 678,638.00	Total Taxes Billed 42,809,505.32
Police Protection 7,063,033.00	REVENUES TOTAL 59,875,477.34	1992 TAXES COLLECTED 39,029,052.26
Civil Defense & Disaster Control 11,055.15	Reserve For Uncollected Taxes 3,267,685.00	1992 Taxes Cancelled, Abated or Adjusted 5,084.24
Environmental Inspection & Control 176,242.41	CAPITAL OUTLAY TOTAL 383,316.23	Transfer to Tax Title Liens or Foreclosed
Other Public Safety	Public Enterprises	Balance Outstanding Dec. 31, 1992 2,252,722.97
PUBLIC WORKS	Recreation-Culture	PRIOR YEARS TAXES OUTSTANDING
Streets and Drainage 1,984,422.31	Public Works 136,683.28	Balance January 1, 1992 3,363,335.98
Sewers and Sewage Processing 2,254,842.42	Buildings and Grounds 246,632.95	Collected in 1992 1,765,137.85
Garbage and Trash Disposal 3,226,391.43	Library and Education	Cancelled, Abated or Adjusted 1992 263,940.07
Public Buildings and Grounds 3,500.00	Conservation	Transfers to Tax Title Liens or Foreclosed 1,105,014.54
Other Public Works 1,143,406.27	All Other	Balance December 31, 1992 229,243.52
HEALTH and WELFARE	CAPITAL DEBT AUTHORIZED, DECEMBER 31, 1992	TAX TITLE LIENS OUTSTANDING
Health Services Except Environmental 655,854.82	ISSUED AND UNISSUED GROSS DEBT NET DEBT	Balance January 1, 1992 2,927,618.05
Welfare-Public Assistance 125,000.00	School 52,919,000	Transfer From Taxes 2,740,997.78
Hospital, Clinics, First Aid	Self-Liquidating	Redeemed in 1992 535,386.87
Animal, Insect, & Rodent Control	Other 42,662,003	Cancelled, Abated or Adjusted (1992) 3,792.00
Other Welfare Services 152,473.89	Total 95,581,003	Transfers to Foreclosed Property
RECREATION and CONSERVATION	ISSUED AND OUTSTANDING	Balance December 31, 1992 5,129,436.96
Beaches and Boardwalks	School 52,369,000.00	PROPERTY ACQUIRED BY DEED OR FORECLOSURE
Parks, Playgrounds, Shade Trees 315,824.09	Self-Liquidating	Balance January 1, 1992 151,000.00
Land Reclamation & Conservation 9,558.00	Other 38,178,439.94	Transfers From Taxes or Liens
Other Recreational Services 251,172.82	Total 90,547,439.94	Sale for Cash (1992)
EDUCATION (excluding schools)	EQUALIZED VALUATION BASIS FOR NET DEBT COMPUTATION 1,371,909,315	Cancelled, Abated or Adjusted (1992)
Libraries 610,500.00	REAL PROPERTY VALUATIONS	Balance December 31, 1992 151,000.00
Other Educational Services	Code Class # of Parcels % VAL'N ASSESSED VALUATION	CURRENT FINANCES DECEMBER 31, 1992
STATUTORY EXPENDITURES	1 Vacant Land 323 1.12 3,268,800.00	ASSETS
Pensions & F.L.C. A. 1,085,107.19	2 Residential 8005 60.59 176,874,300.00	Cash Dec. 31, 1992 4,312,360.84
Employee Fringe Benefits	3 Farm	Taxes Receivable 2,481,966.49
Other Statutory Expenditures	4a Commercial 640 14.59 42,576,900.00	Tax Title Liens 5,129,436.96
CETA And Other Public Employment Programs	4b Industrial 187 7.31 21,333,400.00	Foreclosed Property 151,000.00
MUNICIPAL FUNCTIONS TOTAL 36,172,746.69	4c Apartments 359 16.40 47,862,200.00	Emergencies & Other Deferred Charges 385,806.37
CAPITAL IMPROVEMENTS *MEMO* 50,000.00	Total 9514 291,915,600.00	State and Federal Aid Receivable 102,912.26
DEBT SERVICE	Land Area 2.80 Sq. Miles	Other Receivables 1,338,059.35
Principal Payments 1,277,297.90	Net Valuation Taxable-Municipal 295,847,100	Total 13,901,542.77
Interest Payments 1,800,691.87	Net Valuation Taxable-County 1,407,523,624	LIABILITIES, RESERVES, AND SURPLUS
TYPE I SCHL DEBT *MEMO 56,700.00	State Equalized Valuation 1,372,499,714	Cash Liabilities
DEFERRED CHARGES 152,714.81	State Equalization Ratio 21.33	Reserves for Receivables 9,120,630.19
SCHOOL, COUNTY, SPECIAL DISTRICT TAXES 21,461,253.60		Surplus Dec. 31, 1992 2,576,877.39
RESERVE FOR UNCOLLECTED TAXES 3,267,685.00		Total 13,901,542.77
EXPENDITURES TOTAL 64,132,399.87		

1510

Population 1980 1,575
 Population 1990 1,470
 S & P Rating
 Moody Rating 3AA1

General Tax Rate Per \$100. 1.98
 State Equalized Tax Rate 2.18

ISLAND HEIGHTS BOROUGH - OCEAN CO.
 Form of Government:
 Small Municipality Plan A (OMCL 50)
 Number of Members on Governing Body - 7

PER CAPITA: Grass Debt 1,277.75
 Net Debt 791.35
 Debt Service 49.98
 Total Tax Levy 1,810.42
 Municipal Expenditures 755.07
 PER CENT: Grass Debt 1.46
 Net Debt .90
 Tax Levy Collected 93.54
 Tax Levy Cancelled, Abated or Adjusted .09

EXPENDITURES		REVENUES-REALIZED		1992 PROPERTY TAX		
GENERAL GOVERNMENT		1992 Property Taxes Collected		STATE EQUALIZED TAX RATE		
Governing Body & Public Boards		1992 Payments in Lieu of Taxes	2,489,360.43	Local District Schaal Taxes	.77	
Municipal Clerk		Delinquent Tax & Lien Collections	186,418.15	Regional & Consolidated Schaal Tax	.44	
Financial Administration	30,990.00	Business Personalty Replacement Taxes	5,714.72	School Taxes in Municipal Budget		
Assessment of Taxes	12,880.00	Taxes from Public Utilities	87,192.89	County Taxes	.42 *	
Collection of Taxes	12,200.00	Other Miscellaneous Tax Revenues		County Library Taxes	.03	
Planning, Housing & Development	3,000.00	State Aid Revenues	73,851.06	Local Municipal Purpose Taxes	.51	
Human Resources	41,044.18	Federal Aid Revenues		Veteran & Senior Citizen Taxes		
Elections	3,000.00	State and Local Fiscal Assistance Act Utilized		Total Taxes for Rate Computation	2.17	
General Administration (other)	119,470.00	Sale of Acquired Property		Special District Taxes		
JUDICIARY		Other Miscellaneous Revenues	95,411.95	Bank Corp. Taxes		
Municipal Courts	20,200.00	Prior Years Surplus Appropriated	120,000.00	Added and Omitted Taxes		
PUBLIC SAFETY		REVENUES TOTAL	3,057,949.20	Total Taxes Levied - ABSTRACT	2,661,323.84	
Fire Protection	8,822.80	Reserve For Uncollected Taxes	208,671.38	Total Taxes Billed	2,661,323.84	
Police Protection	127,785.84	CAPITAL OUTLAY TOTAL	513,112.34	1992 TAXES COLLECTED	2,489,360.43	
Civil Defense & Disaster Control	950.00	Public Enterprises	219,613.52	1992 Taxes Cancelled, Abated or Adjusted	2,140.20	
Environmental Inspection & Control	8,250.00	Recreation-Culture	143,683.02	Transfer to Tax Title Liens or Foreclosed	9,520.11	
Other Public Safety		Public Works	149,815.80	Balance Outstanding Dec. 31, 1992	160,303.10	
PUBLIC WORKS		Buildings and Grounds		PRIOR YEARS TAXES OUTSTANDING		
Streets and Drainage	19,500.00	Library and Education		Balance January 1, 1992	155,349.28	
Sewers and Sewage Processing	57,530.00	Conservation		Collected in 1992	155,349.28	
Garbage and Trash Disposal	224,369.00	All Other		Cancelled, Abated or Adjusted 1992		
Public Buildings and Grounds		CAPITAL DEBT AUTHORIZED, DECEMBER 31, 1992		Transfers to Tax Title Liens or Foreclosed		
Other Public Works	5,200.00	ISSUED AND UNISSUED		Balance December 31, 1992		
HEALTH and WELFARE		Schaal	37,864	TAX TITLE LIENS OUTSTANDING		
Health Services Except Environmental	790.00	Self-Liquidating	677,150	Balance January 1, 1992	44,614.83	
Welfare-Public Assistance	2,300.00	Other	1,163,284	Transfer From Taxes	14,360.04	
Hospital, Clinics, First Aid		Total	1,878,299	Redeemed in 1992	31,068.87	
Animal, Insect, & Rodent Control	3,050.00	ISSUED AND OUTSTANDING		Cancelled, Abated or Adjusted (1992)		
Other Welfare Services		School	37,864.75	Transfers to Foreclosed Property		
RECREATION and CONSERVATION		Self-Liquidating	510,900.00	Balance December 31, 1992	27,906.00	
Beaches and Boardwalks	9,750.00	Other	840,000.00	PROPERTY ACQUIRED BY DEED OR FORECLOSURE		
Parks, Playgrounds, Shade Trees	44,324.00	Total	1,388,764.75	Balance January 1, 1992		
Land Reclamation & Conservation	2,045.16	EQUALIZED VALUATION BASIS FOR NET DEBT COMPUTATION		Transfers From Taxes or Liens		
Other Recreational Services	4,850.00	REAL PROPERTY VALUATIONS		Sale for Cash (1992)		
EDUCATION (excluding schools)		Code	Class	# of Parcels	% VAL'N	Cancelled, Abated or Adjusted (1992)
Libraries	850.00	1	Vacant Land	95	5.12	Balance December 31, 1992
Other Educational Services		2	Residential	750	86.78	
STATUTORY EXPENDITURES		3	Farm			
Pensions & F. L. C. A.	22,100.00	4a	Commercial	27	7.93	
Employee Fringe Benefits	29,246.00	4b	Industrial			
Other Statutory Expenditures	2,500.00	4c	Apartments	1	.17	
CETA And Other Public Employment Programs		Total		873		
MUNICIPAL FUNCTIONS TOTAL	815,995.98	Land Area	.50 Sq. Miles			
CAPITAL IMPROVEMENTS *MEMO*	12,500.00	Net Valuation Taxable-Municipal		134,452,539		
DEBT SERVICE		Net Valuation Taxable-County		128,247,837		
Principal Payments	28,000.00	State Equalized Valuation		122,317,114		
Interest Payments	43,993.92	State Equalization Ratio		109.94		
DEFERRED CHARGES						
SCHOOL, COUNTY, SPECIAL DISTRICT TAXES	2,040,757.43					
RESERVE FOR UNCOLLECTED TAXES	208,671.33					
EXPENDITURES TOTAL	3,150,706.71					

Population 1980 25,644
 Population 1990 33,233
 S & P Rating
 Moody Rating AAA

General Tax Rate Per \$100. 2.42
 State Equalized Tax Rate 2.42

JACKSON TOWNSHIP - OCEAN COUNTY

Form of Government:

Township Committee

Number of Members on Governing Body - 5

PER CAPITA:

Gross Debt 1,203.41
 Net Debt 448.12
 Debt Service 58.90
 Total Tax Levy 1,230.75
 Municipal Expenditures 564.13

PER CENT:

Gross Debt 2.44
 Net Debt .92
 Tax Levy Collected 91.72
 Tax Levy Cancelled, Abated or Adjusted .79

EXPENDITURES		REVENUES-REALIZED		1992 PROPERTY TAX	
GENERAL GOVERNMENT				STATE EQUALIZED TAX RATE →	
Governing Body & Public Boards	805.00	1992 Property Taxes Collected	37,533,481.53	Local District School Taxes	1.37
Municipal Clerk		1992 Payments in Lieu of Taxes		Regional & Consolidated School Tax	
Financial Administration	337,472.50	Delinquent Tax & Lien Collections	2,306,431.06	School Taxes in Municipal Budget	
Assessment of Taxes	207,019.74	Business Personalty Replacement Taxes	128,908.68	County Taxes	.37 *
Collection of Taxes	253,057.99	Taxes from Public Utilities	1,980,277.40	County Library Taxes	.03
Planning, Housing & Development	177,352.29	Other Miscellaneous Tax Revenues		Local Municipal Purpose Taxes	.65
Human Resources	257,203.00	State Aid Revenues	1,940,000.78	Veteran & Senior Citizen Taxes	
Elections	6,740.00	Federal Aid Revenues		Total Taxes for Rate Computation	2.42
General Administration (other)	1,872,387.62	State and Local Fiscal Assistance Act Utilized		Special District Taxes	
JUDICIARY		Sale of Acquired Property	4,510.00	Bank Corp. Taxes	
Municipal Courts	196,240.10	Other Miscellaneous Revenues	1,554,568.45	Added and Omitted Taxes	
PUBLIC SAFETY		Total	65,448,177.90	Total Taxes Levied - ABSTRACT	40,901,541.56
Fire Protection		Prior Years Surplus Appropriated	1,100,000.00	Total Taxes Billed	40,923,342.57
Police Protection	3,682,060.05	REVENUES TOTAL	65,548,177.90	1992 TAXES COLLECTED	37,533,481.53
Civil Defense & Disaster Control	9,766.00	Reserve For Uncollected Taxes	6,053,111.42	1992 Taxes Cancelled, Abated or Adjusted	322,884.09
Environmental Inspection & Control	264,043.41	CAPITAL OUTLAY TOTAL		Transfer to Tax Title Liens or Foreclosed	818,436.56
Other Public Safety		Public Enterprises	1,977,962.18	Balance Outstanding Dec. 31, 1992	2,248,490.39
PUBLIC WORKS		Recreation-Culture	111,328.10	PRIOR YEARS TAXES OUTSTANDING	
Streets and Drainage	544,550.00	Public Works	1,686,100.52	Balance January 1, 1992	2,654,683.01
Sewers and Sewage Processing	37,000.00	Buildings and Grounds	180,533.56	Collected in 1992	1,907,288.91
Garbage and Trash Disposal	282,500.00	Library and Education		Cancelled, Abated or Adjusted 1992	7,226.06
Public Buildings and Grounds	350,608.48	Conservation		Transfers to Tax Title Liens or Foreclosed	261,214.68
Other Public Works	1,069,560.94	All Other		Balance December 31, 1992	478,953.36
HEALTH and WELFARE		CAPITAL DEBT AUTHORIZED, DECEMBER 31, 1992			
Health Services Except Environmental	19,050.00	ISSUED AND UNISSUED	GROSS DEBT	NET DEBT	
Welfare-Public Assistance	83,827.09	School	25,089,000		
Hospital, Clinics, First Aid	19,600.00	Self-Liquidating	920,306	920,306	
Animal, Insect, & Rodent Control	45,750.76	Other	13,983,477	13,971,971	
Other Welfare Services		Total	39,992,783	14,892,277	
RECREATION and CONSERVATION		ISSUED AND OUTSTANDING			
Beaches and Boardwalks		School	25,089,000.00		
Parks, Playgrounds, Shade Trees		Self-Liquidating	882,716.21		
Land Reclamation & Conservation	531,465.00	Other	13,449,250.00		
Other Recreational Services	305,928.13	Total	39,420,966.21		
EDUCATION (excluding schools)		EQUALIZED VALUATION BASIS			
Libraries		FOR NET DEBT COMPUTATION	1,623,484,595		
Other Educational Services	400.00	REAL PROPERTY VALUATIONS			
STATUTORY EXPENDITURES					
Pensions & F. L. C. A.	962,899.00	Code	Class	# of Parcels	% VAL'N
Employee Fringe Benefits	1,105,500.00	1	Vacant Land	3719	11.36
Other Statutory Expenditures	100.00	2	Residential	9653	74.96
CETA And Other Public Employment Programs		3	Farm	200	.66
MUNICIPAL FUNCTIONS TOTAL		4a	Commercial	174	10.43
CAPITAL IMPROVEMENTS *MEMO*		4b	Industrial	60	1.28
DEBT SERVICE		4c	Apartments	12	1.30
Principal Payments	963,660.47	Total	13318		
Interest Payments	993,675.38	Land Area	100.30	Sq. Miles	
DEFERRED CHARGES		Net Valuation Taxable-Municipal	1,617,589,721		
SCHOOL, COUNTY, SPECIAL DISTRICT TAXES	29,838,817.05	Net Valuation Taxable-County	1,622,724,940		
RESERVE FOR UNCOLLECTED TAXES	6,053,111.42	State Equalized Valuation	1,616,626,597		
EXPENDITURES TOTAL		State Equalization Ratio	100.06		
				1992 PROPERTY TAX	
				Local District School Taxes 1.37	
				Regional & Consolidated School Tax	
				County Taxes .37 *	
				County Library Taxes .03	
				Local Municipal Purpose Taxes .65	
				Veteran & Senior Citizen Taxes	
				Total Taxes for Rate Computation 2.42	
				Special District Taxes	
				Bank Corp. Taxes	
				Added and Omitted Taxes	
				Total Taxes Levied - ABSTRACT 40,901,541.56	
				Total Taxes Billed 40,923,342.57	
				1992 TAXES COLLECTED 37,533,481.53	
				1992 Taxes Cancelled, Abated or Adjusted 322,884.09	
				Transfer to Tax Title Liens or Foreclosed 818,436.56	
				Balance Outstanding Dec. 31, 1992 2,248,490.39	
				PRIOR YEARS TAXES OUTSTANDING	
				Balance January 1, 1992 2,654,683.01	
				Collected in 1992 1,907,288.91	
				Cancelled, Abated or Adjusted 1992 7,226.06	
				Transfers to Tax Title Liens or Foreclosed 261,214.68	
				Balance December 31, 1992 478,953.36	
				TAX TITLE LIENS OUTSTANDING	
				Balance January 1, 1992 2,046,984.95	
				Transfer From Taxes 1,137,925.61	
				Redeemed in 1992 399,142.15	
				Cancelled, Abated or Adjusted (1992)	
				Transfers to Foreclosed Property	
				Balance December 31, 1992 2,785,768.41	
				PROPERTY ACQUIRED BY DEED OR FORECLOSURE	
				Balance January 1, 1992 1,906,390.00	
				Transfers From Taxes or Liens	
				Sale for Cash (1992)	
				Cancelled, Abated or Adjusted (1992)	
				Balance December 31, 1992 1,906,390.00	
				CURRENT FINANCES DECEMBER 31, 1992	
				ASSETS	
				Cash Dec. 31, 1992 5,122,529.58	
				Taxes Receivable 2,727,443.75	
				Tax Title Liens 2,785,768.41	
				Foreclosed Property 1,906,390.00	
				Emergencies & Other Deferred Charges 201,525.30	
				State and Federal Aid Receivable 24,071.80	
				Other Receivables 214,921.89	
				Total 12,982,650.73	
				LIABILITIES, RESERVES, AND SURPLUS	
				Cash Liabilities 3,527,181.05	
				Reserves for Receivables 7,634,524.05	
				Surplus Dec. 31, 1992 1,820,945.63	
				Total 12,982,650.73	

*Includes County Health Service Taxes, County Vocational School Taxes, or County Open Space Tax. See Table 13.

1238
 Population 1980 4,114
 Population 1990 5,294
 S & P Rating
 Moody Rating 3AA1

General Tax Rate Per \$100. 3.55
 State Equalized Tax Rate 2.15

JAMESBURG BOROUGH - MIDDLESEX CO.

Form of Government:

Borough Council

Number of Members on Governing Body - 6

PER CAPITA: Gross Debt 310.94 PER CENT: Gross Debt .79
 Net Debt 310.94 Net Debt .79
 Debt Service 35.26 Tax Levy Collected 90.58
 Total Tax Levy 918.43 Tax Levy Cancelled, Abated
 Municipal Expenditures 485.72 or Adjusted .48

EXPENDITURES		REVENUES-REALIZED		1992 PROPERTY TAX	
GENERAL GOVERNMENT				STATE EQUALIZED TAX RATE	
Governing Body & Public Boards		1992 Property Taxes Collected	6,411,966.47	Local District School Taxes	1.30 2,790,004.00
Municipal Clerk	25,000.00	1992 Payments in Lieu of Taxes		Regional & Consolidated School Tax	
Financial Administration	29,955.00	Delinquent Tax & Lien Collections	345,855.79	School Taxes in Municipal Budget	
Assessment of Taxes	31,030.00	Business Personalty Replacement Taxes	36,795.80	County Taxes	.41 871,531.01
Collection of Taxes	21,695.00	Taxes from Public Utilities	248,631.00	County Library Taxes	
Planning, Housing & Development	52,526.00	Other Miscellaneous Tax Revenues		Local Municipal Purpose Taxes	.44 950,000.00
Human Resources	11,000.00	State Aid Revenues	311,749.37	Veteran & Senior Citizen Taxes	
Elections	361,125.00	Federal Aid Revenues		Total Taxes for Rate Computation	2.15 4,643,985.01
General Administration (other)		State and Local Fiscal Assistance Act Utilized		Special District Taxes	195,100.00
JUDICIARY		Sole of Acquired Property		Bank Corp. Taxes	
Municipal Courts	75,015.87	Other Miscellaneous Revenues	302,338.78	Added and Omitted Taxes	55,540.72
PUBLIC SAFETY		Total	5,657,347.21	Total Taxes Levied - ABSTRACT	4,862,175.73
Fire Protection	9,875.00	Prior Years Surplus Appropriated	490,000.00	Total Taxes Billed	4,870,768.27
Police Protection	532,666.11	REVENUES TOTAL	6,147,347.21	1992 TAXES COLLECTED	4,411,966.47
Civil Defense & Disaster Control		Reserve For Uncollected Taxes	505,000.00	1992 Taxes Cancelled, Abated or Adjusted	23,143.60
Environmental Inspection & Control	43,558.00	CAPITAL OUTLAY TOTAL	162,220.12	Transfer to Tax Title Liens or Foreclosed	913.90
Other Public Safety				Balance Outstanding Dec. 31, 1992	434,744.30
PUBLIC WORKS		Public Enterprises		PRIOR YEARS TAXES OUTSTANDING	
Streets and Drainage	119,151.00	Recreation-Culture	86,740.57	Balance January 1, 1992	359,634.90
Sewers and Sewage Processing	131,328.00	Public Works	75,479.55	Collected in 1992	298,852.35
Garbage and Trash Disposal	166,500.00	Buildings and Grounds		Cancelled, Abated or Adjusted 1992	1,814.24
Public Buildings and Grounds	5,500.00	Library and Education		Transfers to Tax Title Liens or Foreclosed	
Other Public Works	9,000.00	Conservation		Balance December 31, 1992	58,968.31
HEALTH and WELFARE		All Other		TAX TITLE LIENS OUTSTANDING	
Health Services Except Environmental	2,725.00	CAPITAL DEBT AUTHORIZED, DECEMBER 31, 1992		Balance January 1, 1992	66,889.01
Welfare-Public Assistance	8,783.65	ISSUED AND UNISSUED		Transfer From Taxes	913.90
Hospital, Clinics, First Aid		School		Redeemed in 1992	47,013.44
Animal, Insect, & Rodent Control	6,725.00	Self-Liquidating		Cancelled, Abated or Adjusted (1992)	
Other Welfare Services		Other	1,646,118	Transfers to Foreclosed Property	
RECREATION and CONSERVATION		Total	1,646,118	Balance December 31, 1992	20,789.47
Beaches and Boardwalks	370.00	ISSUED AND OUTSTANDING		PROPERTY ACQUIRED BY DEED OR	
Parks, Playgrounds, Shade Trees		School		FORECLOSURE	
Land Reclamation & Conservation	11,784.49	Self-Liquidating		Balance January 1, 1992	21,500.00
Other Recreational Services	12,660.00	Other	1,520,000.00	Transfers From Taxes or Liens	
EDUCATION (excluding schools)		Total	1,520,000.00	Sale for Cash (1992)	
Libraries	69,708.16	EQUALIZED VALUATION BASIS		Cancelled, Abated or Adjusted (1992)	
Other Educational Services		FOR NET DEBT COMPUTATION	211,353,857	Balance December 31, 1992	21,500.00
STATUTORY EXPENDITURES		REAL PROPERTY VALUATIONS		CURRENT FINANCES DECEMBER 31, 1992	
Pensions & F. L. C. A.	107,334.41	Code Class # of Parcels % VAL'N		ASSETS	
Employee Fringe Benefits		1 Vacant Land 317 2.85	3,655,100.00	Cash Dec. 31, 1992	1,469,872.95
Other Statutory Expenditures	1,500.00	2 Residential 1341 79.72	102,217,900.00	Taxes Receivable	493,712.61
CETA And Other Public Employment Programs		3 Farm		Tax Title Liens	20,789.47
MUNICIPAL FUNCTIONS TOTAL	1,845,515.69	4a Commercial 83 11.29	14,479,600.00	Foreclosed Property	21,500.00
CAPITAL IMPROVEMENTS *MEMO*	5,000.00	4b Industrial 2 .76	971,300.00	Emergencies & Other Deferred Charges	12,500.00
DEBT SERVICE		4c Apartments 14 5.38	6,904,200.00	State and Federal Aid Receivable	14,337.86
Principal Payments	186,650.00	Total	128,223,100.00	Other Receivables	34,960.82
Interest Payments		Land Area .97 Sq. Miles		Total	2,067,673.71
DEFERRED CHARGES	33,252.50	Net Valuation Taxable-Municipal	130,141,285	LIABILITIES, RESERVES, AND SURPLUS	
SCHOOL, COUNTY, SPECIAL DISTRICT TAXES	3,856,635.01	Net Valuation Taxable-County	203,215,050	Cash Liabilities	949,488.65
RESERVE FOR UNCOLLECTED TAXES	505,000.00	State Equalized Valuation	213,510,710	Reserves for Receivables	570,962.90
EXPENDITURES TOTAL	6,428,053.20	State Equalization Ratio	60.60	Surplus Dec. 31, 1992	647,222.16
				Total	2,057,673.71

Population 1980 16,413
 Population 1990 17,825
 S & P Rating AAA
 Moody Rating AAA

General Tax Rate Per \$100. 2.10
 State Equalized Tax Rate 2.05

JEFFERSON TOWNSHIP - MORRIS COUNTY
 Form of Government:
 Mayor-Council Plan E (OMCL 50)
 Number of Members on Governing Body - 5

PER CAPITA:
 Gross Debt 649.18
 Net Debt 489.30
 Debt Service 35.51
 Total Tax Levy 1,264.23
 Municipal Expenditures 514.61

PER CENT:
 Gross Debt 1.04
 Net Debt .79
 Tax Levy Collected 94.36
 Tax Levy Cancelled, Abated or Adjusted .37

EXPENDITURES		REVENUES-REALIZED		1992 PROPERTY TAX	
GENERAL GOVERNMENT				STATE EQUALIZED TAX RATE	
Governing Body & Public Boards	160,894.00	1992 Property Taxes Collected	23,317,297.94	Local District School Taxes	1.36 14,653,571.00
Municipal Clerk		1992 Payments in Lieu of Taxes	3,490.87	Regional & Consolidated School Tax	
Financial Administration	404,919.00	Delinquent Tax & Lien Collections	1,038,561.56	School Taxes in Municipal Budget	
Assessment of Taxes	135,345.00	Business Personalty Replacement Taxes	63,152.56	County Taxes	.30 3,293,785.66
Collection of Taxes	113,731.00	Taxes from Public Utilities	1,792,613.60	County Library Taxes	
Planning, Housing & Development	83,297.00	Other Miscellaneous Tax Revenues		Local Municipal Purpose Taxes	.41 4,467,200.00
Human Resources	123,223.00	State Aid Revenues	844,469.22	Veteran & Senior Citizen Taxes	112,500.00
Elections		Federal Aid Revenues		Total Taxes for Rate Computation	2.05 22,527,056.66
General Administration (other)	637,511.00	State and Local Fiscal Assistance Act Utilized		Special District Taxes	
JUDICIARY		Sale of Acquired Property		Bank Corp. Taxes	
Municipal Courts	126,819.74	Other Miscellaneous Revenues	883,538.86	Added and Omitted Taxes	120,370.63
PUBLIC SAFETY		Total	27,943,124.61	Total Taxes Levied - ABSTRACT	22,534,927.29
Fire Protection	271,022.00	Prior Years Surplus Appropriated	375,000.00	Total Taxes Billed	24,710,919.65
Police Protection	1,919,613.00	REVENUES TOTAL	28,318,124.61	1992 TAXES COLLECTED	23,317,297.94
Civil Defense & Disaster Control	2,075.00	Reserve For Uncollected Taxes	1,264,550.00	1992 Taxes Cancelled, Abated or Adjusted	92,468.48
Environmental Inspection & Control	130,213.00	CAPITAL OUTLAY TOTAL	845,496.15	Transfer to Tax Title Liens or Foreclosed	245,004.06
Other Public Safety		Public Enterprises	433,527.74	Balance Outstanding Dec. 31, 1992	1,056,149.17
PUBLIC WORKS		Recreation-Culture		PRIOR YEARS TAXES OUTSTANDING	
Streets and Drainage	1,197,577.76	Public Works	5,510.06	Balance January 1, 1992	1,048,604.32
Sewers and Sewage Processing		Buildings and Grounds	406,458.35	Collected in 1992	845,497.99
Garbage and Trash Disposal		Library and Education		Cancelled, Abated or Adjusted 1992	123,401.22
Public Buildings and Grounds	173,500.00	Conservation		Transfers to Tax Title Liens or Foreclosed	54,344.63
Other Public Works	63,261.00	All Other		Balance December 31, 1992	25,370.44
HEALTH and WELFARE		CAPITAL DEBT AUTHORIZED, DECEMBER 31, 1992		TAX TITLE LIENS OUTSTANDING	
Health Services Except Environmental	194,888.00	ISSUED AND UNISSUED		Balance January 1, 1992	575,182.53
Welfare-Public Assistance		School	832,000	Transfer From Taxes	309,160.71
Hospital, Clinics, First Aid		Self-Liquidating	5,805,623	Redeemed in 1992	193,073.58
Animal, Insect, & Rodent Control	26,195.00	Other	4,934,000	Cancelled, Abated or Adjusted (1992)	515.13
Other Welfare Services	12,059.00	Total	11,571,623	Transfers to Foreclosed Property	
RECREATION and CONSERVATION		ISSUED AND OUTSTANDING		Balance December 31, 1992	690,754.59
Beaches and Boardwalks		School	832,000.00	PROPERTY ACQUIRED BY DEED OR FORECLOSURE	
Parks, Playgrounds, Shade Trees	13,000.00	Self-Liquidating	5,205,623.00	Balance January 1, 1992	394,700.00
Land Reclamation & Conservation	12,151.24	Other	6,934,000.00	Transfers From Taxes or Liens	
Other Recreational Services	176,325.00	Total	10,971,623.00	Sale for Cash (1992)	
EDUCATION (excluding schools)		EQUALIZED VALUATION BASIS		Cancelled, Abated or Adjusted (1992)	
Libraries	145,000.00	FOR NET DEBT COMPUTATION	1,107,810.215	Balance December 31, 1992	394,700.00
Other Educational Services	10,200.00	REAL PROPERTY VALUATIONS		CURRENT FINANCES DECEMBER 31, 1992	
STATUTORY EXPENDITURES		Code Class # of Parcels % VAL'N		ASSETS	
Pensioners & F. L. C. A.	511,524.00	1 Vacant Land 1462 7.55	30,426,000.00	Cash Dec. 31, 1992	2,617,428.22
Employee Fringe Benefits	551,113.00	2 Residential 6673 84.73	902,189,200.00	Taxes Receivable	1,081,519.61
Other Statutory Expenditures		3 Farm 13 .09	943,300.00	Tax Title Liens	690,754.59
CETA And Other Public Employment Programs		4a Commercial 192 7.21	76,742,200.00	Foreclosed Property	394,700.00
MUNICIPAL FUNCTIONS TOTAL	7,195,456.74	4b Industrial 5 .17	1,859,000.00	Emergencies & Other Deferred Charges	90,000.00
CAPITAL IMPROVEMENTS *MEMO*	4,000.00	4c Apartments 8 .24	2,599,200.00	State and Federal Aid Receivable	1,113.92
DEBT SERVICE		Total	8353	Other Receivables	5,960.93
Principal Payments	349,935.00			Total	4,871,477.27
Interest Payments	283,023.00	Land Area 41.20 Sq. Miles	1,064,758,900.00	LIABILITIES, RESERVES, AND SURPLUS	
DEFERRED CHARGES		Net Valuation Taxable-Municipal	1,069,837,563	Cash Liabilities	1,706,568.16
SCHOOL, COUNTY, SPECIAL DISTRICT TAXES	17,947,356.66	Net Valuation Taxable-County	1,122,872,119	Reserves for Receivables	2,172,935.13
RESERVE FOR UNCOLLECTED TAXES	1,264,550.00	State Equalized Valuation	1,094,123,257	Surplus Dec. 31, 1992	991,973.99
EXPENDITURES TOTAL	27,120,321.40	State Equalization Ratio	97.77	Total	4,871,477.27

0936
 Population 1980 223,532
 Population 1990 228,537
 S & P Rating AAA
 Moody Rating BAA

General Tax Rate Per \$100. 3.90
 State Equalized Tax Rate 3.16

JERSEY CITY CITY - HUDSON COUNTY
 Form of Government:
 Mayor-Council Plan C (OMCL 50)
 Number of Members on Governing Body - 9

PER CAPITA:
 Gross Debt 2,661.72
 Net Debt 1,154.94
 Debt Service 128.11
 Total Tax Levy 985.23
 Municipal Expenditures 1,140.65
 PER CENT:
 Gross Debt 3.14
 Net Debt 3.53
 Tax Levy Collected 82.71
 Tax Levy Cancelled, Abated or Adjusted 3.23

EXPENDITURES		REVENUES-REALIZED		1992 PROPERTY TAX	
GENERAL GOVERNMENT		REVENUES-REALIZED		STATE EQUALIZED TAX RATE	
Governing Body & Public Boards	1,083,790.00	1992 Property Taxes Collected	180,590,773.00	Local District School Taxes	1.10 78,051,452.00
Municipal Clerk	451,210.00	1992 Payments in Lieu of Taxes		Regional & Consolidated School Tax	
Financial Administration	8,224,883.00	Delinquent Tax & Lien Collections	18,317,483.00	School Taxes in Municipal Budget	.08 5,436,652.00
Assessment of Taxes	892,310.00	Business Personalty Replacement Taxes	5,233,669.00	County Taxes	.60 42,963,565.74
Collection of Taxes	855,212.00	Taxes from Public Utilities	30,447,859.00	County Library Taxes	
Planning, Housing & Development	2,445,532.00	Other Miscellaneous Tax Revenues	1,700,570.00	Local Municipal Purpose Taxes	1.38 98,179,059.00
Human Resources	6,363,590.00	State Aid Revenues	45,814,092.00	Veteran & Senior Citizen Taxes	
Elections	71,000.00	Federal Aid Revenues		Total Taxes for Rate Computation	3.16 225,628,728.74
General Administration (other)	18,834,521.00	State and Local Fiscal Assistance Act Utilized		Special District Taxes	
JUDICIARY		Sale of Acquired Property		Bank Corp. Taxes	
Municipal Courts	2,514,052.00	Other Miscellaneous Revenues	49,508,219.00	Added and Omitted Taxes	530,296.00
PUBLIC SAFETY		Total	331,612,665.00	Total Taxes Levied - ABSTRACT	225,161,024.74
Fire Protection	31,256,174.00	Prior Years Surplus Appropriated		Total Taxes Billed	218,351,754.00
Police Protection	43,478,016.00	REVENUES TOTAL	331,612,665.00	1992 TAXES COLLECTED	180,590,773.00
Civil Defense & Disaster Control	41,570.00	Reserve For Uncollected Taxes	34,398,396.00	1992 Taxes Cancelled, Abated or Adjusted	7,169,658.00
Environmental Inspection & Control	2,626,530.00	CAPITAL OUTLAY TOTAL	20,256,987.00	Transfer to Tax Title Liens or Foreclosed	14,696,095.00
Other Public Safety	167,260.00	Public Enterprises		Balance Outstanding Dec. 31, 1992	15,895,228.00
PUBLIC WORKS		Recreation-Culture	2,042,087.00	PRIOR YEARS TAXES OUTSTANDING	
Streets and Drainage	4,837,414.00	Public Works	6,122,672.00	Balance January 1, 1992	32,844,690.00
Sewers and Sewage Processing	1,173,664.00	Buildings and Grounds	11,741,435.00	Collected in 1992	8,014,670.00
Garbage and Trash Disposal	18,400,474.00	Library and Education	350,793.00	Cancelled, Abated or Adjusted 1992	38,586.00
Public Buildings and Grounds		Conservation		Transfers to Tax Title Liens or Foreclosed	214,666.00
Other Public Works	3,893,053.00	All Other		Balance December 31, 1992	24,576,768.00
HEALTH and WELFARE		CAPITAL DEBT AUTHORIZED, DECEMBER 31, 1992		TAX TITLE LIENS OUTSTANDING	
Health Services Except Environmental	5,500,965.00	ISSUED AND UNISSUED		Balance January 1, 1992	29,654,732.00
Welfare-Public Assistance	4,081,167.00	School	134,823,867	Transfer From Taxes	14,890,839.00
Hospital, Clinics, First Aid	1,333,334.00	Self-Liquidating	84,754,845	Redeemed in 1992	8,302,873.00
Animal, Insect, & Rodent Control	100,500.00	Other	388,721,868	Cancelled, Abated or Adjusted (1992)	15,211.00
Other Welfare Services	100,000.00	Total	608,300,580	Transfers to Foreclosed Property	
RECREATION and CONSERVATION		ISSUED AND OUTSTANDING		Balance December 31, 1992	36,227,487.00
Beaches and Boardwalks		School	89,316,000.00	PROPERTY ACQUIRED BY DEED OR FORECLOSURE	
Parks, Playgrounds, Shade Trees	570,362.00	Self-Liquidating	68,864,295.00	Balance January 1, 1992	10,757,627.00
Land Reclamation & Conservation	5,000.00	Other	325,892,075.00	Transfers From Taxes or Liens	
Other Recreational Services	1,308,560.00	Total	484,072,370.00	Sale for Cash (1992)	
EDUCATION (excluding schools)		EQUALIZED VALUATION BASIS		Cancelled, Abated or Adjusted (1992)	
Libraries	4,000,000.00	FOR NET DEBT COMPUTATION	7,472,707,486	Balance December 31, 1992	10,757,627.00
Other Educational Services	180,690.00	REAL PROPERTY VALUATIONS		CURRENT FINANCES DECEMBER 31, 1992	
STATUTORY EXPENDITURES		Code Class # of Parcels % VAL'N		ASSETS	
Pensions & F. L. C. A.	2,518,896.00	1 Vacant Land 5147 9.61	547,862,868.00	Cash Dec. 31, 1992	35,515,493.00
Employee Fringe Benefits	21,187,900.00	2 Residential 30154 50.10	2,856,098,678.00	Taxes Receivable	40,471,996.00
Other Statutory Expenditures	100.00	3 Farm		Tax Title Liens	36,227,487.00
CETA And Other Public Employment Programs		4a Commercial 3641 17.95	1,023,286,175.00	Foreclosed Property	10,757,627.00
MUNICIPAL FUNCTIONS TOTAL	188,503,729.00	4b Industrial 928 13.38	762,609,300.00	Emergencies & Other Deferred Charges	11,300,000.00
CAPITAL IMPROVEMENTS *MEMO*	100,000.00	4c Apartments 1840 8.96	510,857,650.00	State and Federal Aid Receivable	624,509.00
DEBT SERVICE		Total 41710	5,700,714,671.00	Other Receivables	15,990,292.00
Principal Payments	19,614,470.00	Land Area 14.65 Sq. Miles		Total	150,887,394.00
Interest Payments	9,663,731.00	Net Valuation Taxable-Municipal	5,763,487,657	LIABILITIES, RESERVES, AND SURPLUS	
TYPE I SCHL DEBT *MEMO	10,663,922.00	Net Valuation Taxable-County	7,516,858,495	Cash Liabilities	56,430,022.00
DEFERRED CHARGES	8,500,455.00	State Equalized Valuation	7,102,978,015	Reserves for Receivables	92,024,756.00
SCHOOL, COUNTY, SPECIAL DISTRICT TAXES	126,451,659.74	State Equalization Ratio	81.01	Surplus Dec. 31, 1992	2,432,616.00
RESERVE FOR UNCOLLECTED TAXES	34,398,396.00			Total	150,887,394.00
EXPENDITURES TOTAL	387,132,500.74				

1321
 Population 1980 10,613
 Population 1990 11,069
 S & P Rating A
 Moody Rating BAA

General Tax Rate Per \$100 2.93
 State Equalized Tax Rate 3.11

KEANSBURG BOROUGH - MONMOUTH CO.
 Form of Government:
 Council-Manager Plan B (OMCL 50)
 Number of Members on Governing Body - 5

PER CAPITA:
 Gross Debt 1,867.15
 Net Debt 617.13
 Debt Service 53.66
 Total Tax Levy 949.59
 Municipal Expenditures 695.48

PER CENT:
 Gross Debt 6.04
 Net Debt 2.00
 Tax Levy Collected 86.80
 Tax Levy Cancelled, Abated or Adjusted .57

EXPENDITURES	REVENUES-REALIZED	1992 PROPERTY TAX	
GENERAL GOVERNMENT		STATE EQUALIZED TAX RATE	
Governing Body & Public Boards	14,033.00	Local District School Taxes	1.54 5,212,639.00
Municipal Clerk	87,979.00	Regional & Consolidated School Tax	
Financial Administration	178,100.44	School Taxes in Municipal Budget	
Assessment of Taxes	43,553.00	County Taxes	.44 * 1,498,040.04
Collection of Taxes	89,768.00	County Library Taxes	.02 57,627.23
Planning, Housing & Development	23,915.00	Local Municipal Purpose Taxes	1.10 3,730,209.84
Human Resources	328,181.00	Veteran & Senior Citizen Taxes	76,450.00
Elections	10,000.00	Total Taxes for Rate Computation	3.10 10,574,966.11
General Administration (other)	554,382.00	Special District Taxes	
JUDICIARY	76,290.00	Bank Corp. Taxes	
Municipal Courts		Added and Omitted Taxes	12,442.99
PUBLIC SAFETY		Total Taxes Levied - ABSTRACT	10,510,959.10
Fire Protection	123,172.00	Total Taxes Billed	11,219,046.57
Police Protection	699,730.86	1992 TAXES COLLECTED	9,737,724.98
Civil Defense & Disaster Control	2,000.00	1992 Taxes Cancelled, Abated or Adjusted	63,823.94
Environmental Inspection & Control	106,347.00	Transfer to Tax Title Liens or Foreclosed	
Other Public Safety		Balance Outstanding Dec. 31, 1992	1,417,497.65
PUBLIC WORKS		PRIOR YEARS TAXES OUTSTANDING	
Streets and Drainage	1,246,095.84	Balance January 1, 1992	1,115,804.89
Sewers and Sewage Processing	615,000.00	Collected in 1992	729,480.61
Garbage and Trash Disposal		Cancelled, Abated or Adjusted 1992	
Public Buildings and Grounds	204,223.92	Transfers to Tax Title Liens or Foreclosed	363,191.33
Other Public Works	51,000.00	Balance December 31, 1992	23,142.95
HEALTH and WELFARE		TAX TITLE LIENS OUTSTANDING	
Health Services Except Environmental	66,437.00	Balance January 1, 1992	392,384.67
Welfare-Public Assistance	20,000.00	Transfer From Taxes	363,191.33
Hospital, Clinics, First Aid		Redeemed in 1992	204,117.55
Animal, Insect, & Rodent Control	13,500.00	Cancelled, Abated or Adjusted (1992)	1,697.47
Other Welfare Services	32,500.00	Transfers to Foreclosed Property	35,964.27
RECREATION and CONSERVATION		Balance December 31, 1992	513,786.71
Beaches and Boardwalks		PROPERTY ACQUIRED BY DEED OR FORECLOSURE	
Parks, Playgrounds, Shade Trees	25,400.00	Balance January 1, 1992	155,535.73
Land Reclamation & Conservation	11,877.56	Transfers From Taxes or Liens	35,964.27
Other Recreational Services	9,800.00	Sale for Cash (1992)	
EDUCATION (excluding schools)		Cancelled, Abated or Adjusted (1992)	
Libraries	14,658.00	Balance December 31, 1992	191,500.00
Other Educational Services		CURRENT FINANCES DECEMBER 31, 1992	
STATUTORY EXPENDITURES		ASSETS	
Pensions & F. I. C. A.	107,000.04	Cash Dec. 31, 1992	2,553,408.78
Employee Fringe Benefits	735,000.00	Taxes Receivable	1,440,640.60
Other Statutory Expenditures		Tax Title Liens	513,786.71
CETA And Other Public Employment Programs		Foreclosed Property	191,500.00
MUNICIPAL FUNCTIONS TOTAL	5,489,910.66	Emergencies & Other Deferred Charges	83,760.00
CAPITAL IMPROVEMENTS *ME 40*	9,000.00	State and Federal Aid Receivable	75,893.89
DEBT SERVICE		Other Receivables	106,726.73
Principal Payments	225,000.00	Total	4,965,716.71
Interest Payments	369,035.71	LIABILITIES, RESERVES, AND SURPLUS	
DEFERRED CHARGES	135,392.57	Cash Liabilities	1,796,423.17
SCHOOL, COUNTY, SPECIAL DISTRICT TAXES	5,768,305.27	Reserves for Receivables	2,252,654.04
RESERVE FOR UNCOLLECTED TAXES	1,490,000.78	Surplus Dec. 31, 1992	916,634.50
EXPENDITURES TOTAL	14,477,615.99		4,965,716.71
		REVENUES-REALIZED	
		1992 Property Taxes Collected	9,737,724.98
		1992 Payments in Lieu of Taxes	
		Delinquent Tax & Lien Collections	933,598.16
		Business Personality Replacement Taxes	
		Taxes from Public Utilities	323,000.00
		Other Miscellaneous Tax Revenues	601,446.50
		State Aid Revenues	1,148,274.28
		Federal Aid Revenues	
		State and Local Fiscal Assistance Act Utilized	
		Sale of Acquired Property	
		Other Miscellaneous Revenues	1,237,860.79
		Total	13,981,904.71
		Prior Years Surplus Appropriated	317,000.00
		REVENUES TOTAL	14,298,904.71
		Reserve For Uncollected Taxes	1,490,000.78
		CAPITAL OUTLAY TOTAL	848,908.74
		Public Enterprises	
		Recreation-Culture	
		Public Works	160,261.30
		Buildings and Grounds	688,647.44
		Library and Education	
		Conservation	
		All Other	
		CAPITAL DEBT AUTHORIZED, DECEMBER 31, 1992	
		ISSUED AND UNISSUED	
		SCHOOL	
		15,000,000	NET DEBT
		145,000	1,308,463
		5,522,500	
		Other	5,522,500
		Total	6,830,963
		ISSUED AND OUTSTANDING	
		SCHOOL	15,000,000.00
		Self-Liquidating	145,000.00
		Other	5,437,500.00
		Total	20,582,500.00
		EQUALIZED VALUATION BASIS	
		FOR NET DEBT COMPUTATION	342,288,400
		REAL PROPERTY VALUATIONS	
		Code Class # of Parcels % VAL'N	ASSESSED VALUATION
		1 Vacant Land 199 2.08	7,444,900.00
		2 Residential 2944 84.17	301,384,660.00
		3 Farm	
		4a Commercial 128 9.18	32,833,560.00
		4b Industrial 4 .46	1,661,600.00
		4c Apartments 55 4.10	14,686,200.00
		Total 3330	358,060,920.00
		Land Area .95 Sq. Miles	
		Net Valuation Taxable-Municipal	353,785,533
		Net Valuation Taxable-County	345,891,663
		State Equalized Valuation	337,691,411
		State Equalization Ratio	106.26

*Includes County Health Service Taxes, County Vocational School Taxes, or County Open Space Tax. See Table 13.

0907
 Population 1980 35,735
 Population 1990 34,874
 S & P Rating
 Moody Rating 3AA1

General Tax Rate Per \$100. 4.35
 State Equalized Tax Rate 2.33

KEARNY TOWN - HUDSON COUNTY

Form of Government:

Town Council

Number of Members on Governing Body - 9

PER CAPITA: Gross Debt 1,467.95 PER CENT: Gross Debt 2.45
 Net Debt 1,053.36 Net Debt 1.75
 Debt Service 135.79 Tax Levy Collected 96.21
 Total Tax Levy 1,358.94 Tax Levy Cancelled, Abated
 Municipal Expenditures 1,177.48 or Adjusted .31

EXPENDITURES		REVENUES-REALIZED		1992 PROPERTY TAX	
GENERAL GOVERNMENT		REVENUES-REALIZED		STATE EQUALIZED TAX RATE	
Governing Body & Public Boards		1992 Property Taxes Collected	66,094,506.79	Local District School Taxes	1.74 23,097,061.75
Municipal Clerk		1992 Payments in Lieu of Taxes		Regional & Consolidated School Tax	
Financial Administration	512,850.00	Delinquent Tax & Lien Collections	965,371.49	School Taxes in Municipal Budget	.02 445,384.00
Assessment of Taxes	304,030.00	Business Personalty Replacement Taxes	2,268,536.56	County Taxes	.64 12,994,083.49
Collection of Taxes	276,052.00	Taxes from Public Utilities	14,714,835.00	County Library Taxes	
Planning, Housing & Development	73,603.00	Other Miscellaneous Tax Revenues	2,676,511.00	Local Municipal Purpose Taxes	.53 10,794,770.00
Human Resources	209,718.00	State Aid Revenues	2,171,971.86	Veteran & Senior Citizen Taxes	
Elections	31,130.00	Federal Aid Revenues		Total Taxes for Rate Computation	2.33 47,568,454.24
General Administration (other)	1,088,869.00	State and Local Fiscal Assistance Act Utilized		Special District Taxes	
JUDICIARY		Sale of Acquired Property		Bank Corp. Taxes	
Municipal Courts	189,350.00	Other Miscellaneous Revenues	7,565,939.91	Added and Omitted Taxes	
PUBLIC SAFETY		Total	74,457,672.61	Total Taxes Levied - ABSTRACT	60,422.87
Fire Protection	6,821,726.00	Prior Years Surplus Appropriated	300,000.00	Total Taxes Billed	47,391,727.11
Police Protection	7,793,449.00	REVENUES TOTAL	74,757,672.61	1992 TAXES COLLECTED	44,094,506.79
Civil Defense & Disaster Control	6,203.00	Reserve For Uncollected Taxes	1,988,640.00	1992 Taxes Cancelled, Abated or Adjusted	372,477.77
Environmental Inspection & Control	345,235.00	CAPITAL OUTLAY TOTAL	2,282,030.83	Transfer to Tax Title Liens or Foreclosed	274,644.26
Other Public Safety		Public Enterprises	279,326.92	Balance Outstanding Dec. 31, 1992	1,090,572.82
PUBLIC WORKS		Recreation-Culture		PRIOR YEARS TAXES OUTSTANDING	
Streets and Drainage	2,101,284.00	Public Works	453,600.46	Balance January 1, 1992	1,776,031.14
Sewers and Sewage Processing	1,961,976.00	Buildings and Grounds	1,549,103.45	Collected in 1992	736,897.43
Garbage and Trash Disposal	1,877,003.00	Library and Education		Cancelled, Abated or Adjusted 1992	5,850.96
Public Buildings and Grounds	282,600.00	Conservation		Transfers to Tax Title Liens or Foreclosed	250,572.02
Other Public Works	47,562.00	All Other		Balance December 31, 1992	782,710.73
HEALTH and WELFARE		CAPITAL DEBT AUTHORIZED, DECEMBER 31, 1992		TAX TITLE LIENS OUTSTANDING	
Health Services Except Environmental	829,245.00	ISSUED AND UNISSUED		Balance January 1, 1992	214,295.58
Welfare-Public Assistance	5,200.00	School	4,702,000	Transfer From Taxes	571,818.46
Hospital, Clinics, First Aid		Self-Liquidating	3,012,000	Redeemed in 1992	228,474.06
Animal, Insect, & Rodent Control		Other	43,479,256	Cancelled, Abated or Adjusted (1992)	1,496.44
Other Welfare Services		Total	51,193,256	Transfers to Foreclosed Property	
RECREATION and CONSERVATION		ISSUED AND OUTSTANDING		Balance December 31, 1992	556,143.54
Beaches and Boardwalks		School	4,702,000.00	PROPERTY ACQUIRED BY DEED OR FORECLOSURE	
Parks, Playgrounds, Shade Trees	431,000.00	Self-Liquidating	2,263,000.00	Balance January 1, 1992	485,182.00
Land Reclamation & Conservation	83,572.00	Other	41,491,000.00	Transfers From Taxes or Liens	
Other Recreational Services	840,853.00	Total	68,456,000.00	Sale for Cash (1992)	
EDUCATION (excluding schools)		EQUALIZED VALUATION BASIS FOR NET DEBT COMPUTATION	2,092,303,999	Cancelled, Abated or Adjusted (1992)	
Libraries	661,888.00	REAL PROPERTY VALUATIONS		Balance December 31, 1992	485,182.00
Other Educational Services	4,250.00	Code Class # of Parcels % VAL'N ASSESSED VALUATION		CURRENT FINANCES DECEMBER 31, 1992	
STATUTORY EXPENDITURES		1 Vacant Land 218 1.89 20,443,600.00		ASSETS	
Pensions & F. L. C. A.	2,278,732.00	2 Residential 6912 58.46 632,244,500.00		Cash Dec. 31, 1992	3,840,576.52
Employee Fringe Benefits	3,260,367.00	3 Farm 546 9.98 107,896,200.00		Taxes Receivable	1,873,283.55
Other Statutory Expenditures		4a Commercial 217 26.77 289,443,200.00		Tax Title Liens	556,143.54
CETA And Other Public Employment Programs		4c Apartments 135 2.90 31,393,500.00		Foreclosed Property	485,182.00
MUNICIPAL FUNCTIONS TOTAL	32,317,716.00	Total 8023 1,081,421,000.00		Emergencies & Other Deferred Charges	
CAPITAL IMPROVEMENTS *MEMO*	100,000.00	Land Area 9.30 Sq. Miles		State and Federal Aid Receivable	964,820.17
DEBT SERVICE		Net Valuation Taxable-Municipal	1,089,002,860	Other Receivables	1,347,927.52
Principal Payments	1,765,000.00	Net Valuation Taxable-County	2,135,465,054	Total	9,067,933.30
Interest Payments	2,970,654.58	State Equalized Valuation	2,025,314,866	LIABILITIES, RESERVES, AND SURPLUS	
TYPE I SCHL DEBT *MEMO	384,543.00	State Equalization Ratio	53.62	Cash Liabilities	3,908,411.48
DEFERRED CHARGES	2,021,432.46			Reserves for Receivables	4,262,536.61
SCHOOL, COUNTY, SPECIAL DISTRICT TAXES	36,536,534.24			Surplus Dec. 31, 1992	896,985.21
RESERVE FOR UNCOLLECTED TAXES	1,938,640.00			Total	9,067,933.30
EXPENDITURES TOTAL	77,599,977.28				

2008

Population 1980 **8,221**
 Population 1990 **7,574**
 S & P Rating
 Moody Rating **AAA**

General Tax Rate Per \$100. **1.85**
 State Equalized Tax Rate **1.88**

KENILWORTH BOROUGH - UNION COUNTY
 Form of Government:
Borough Council
 Number of Members on Governing Body - 6

PER CAPITA:
 Gross Debt **598.26**
 Net Debt **559.94**
 Debt Service **54.77**
 Total Tax Levy **1,875.06**
 Municipal Expenditures **783.96**

PER CENT:
 Gross Debt **.59**
 Net Debt **.55**
 Tax Levy Collected **95.69**
 Tax Levy Cancelled, Abated or Adjusted **.73**

EXPENDITURES	REVENUES-REALIZED	1992 PROPERTY TAX
GENERAL GOVERNMENT		STATE EQUALIZED TAX RATE 1.88
Governing Body & Public Boards	1992 Property Taxes Collected	Local District School Taxes .54
Municipal Clerk	1992 Payments in Lieu of Taxes	Regional & Consolidated School Tax .58
Financial Administration 32,051.00	Delinquent Tax & Lien Collections 313,455.16	School Taxes in Municipal Budget
Assessment of Taxes 15,236.00	Business Personalty Replacement Taxes 451,695.40	County Taxes .41
Collection of Taxes 73,950.00	Taxes from Public Utilities 679,282.40	County Library Taxes
Planning, Housing & Development 18,227.00	Other Miscellaneous Tax Revenues	Local Municipal Purpose Taxes .35
Human Resources 95,194.00	State Aid Revenues 306,068.43	Veteran & Senior Citizen Taxes
Elections	Federal Aid Revenues	Total Taxes for Rate Computation 1.88
General Administration (other) 539,090.00	State and Local Fiscal Assistance Act Utilized	Special District Taxes
JUDICIARY	Sale of Acquired Property	Bank Corp. Taxes
Municipal Courts 59,208.41	Other Miscellaneous Revenues	Added and Omitted Taxes 32,314.16
PUBLIC SAFETY	Total 15,946,012.25	Total Taxes Levied - ABSTRACT 14,201,695.63
Fire Protection 187,703.30	Prior Years Surplus Appropriated 1,530,000.00	Total Taxes Billed 14,204,760.86
Police Protection 1,202,570.33	REVENUES TOTAL 17,476,012.25	1992 TAXES COLLECTED 13,592,501.96
Civil Defense & Disaster Control 3,885.00	Reserve For Uncollected Taxes 612,935.07	1992 Taxes Cancelled, Abated or Adjusted 110,916.33
Environmental Inspection & Control 55,273.00	CAPITAL OUTLAY TOTAL 810,659.30	Transfer to Tax Title Liens or Foreclosed 19,661.80
Other Public Safety	Public Enterprises	Balance Outstanding Dec. 31, 1992 481,680.22
PUBLIC WORKS	Recreation-Culture	PRIOR YEARS TAXES OUTSTANDING
Streets and Drainage 501,910.03	Public Works 322,386.89	Balance January 1, 1992
Sewers and Sewage Processing 508,050.00	Buildings and Grounds 488,272.41	Collected in 1992 313,455.16
Garbage and Trash Disposal 623,667.19	Library and Education	Cancelled, Abated or Adjusted 1992 910.70
Public Buildings and Grounds 60,145.00	Conservation	Transfers to Tax Title Liens or Foreclosed 815.04
Other Public Works 39,160.00	All Other	Balance December 31, 1992 316,622.55
HEALTH and WELFARE	CAPITAL DEBT AUTHORIZED, DECEMBER 31, 1992	TAX TITLE LIENS OUTSTANDING
Health Services Except Environmental	ISSUED AND UNISSUED	Balance January 1, 1992
Welfare-Public Assistance 71,495.00	School 290,185	Transfer From Taxes 106,098.82
Hospital, Clinics, First Aid	Self-Liquidating	Redeemed in 1992
Animal, Insect, & Rodent Control	Other 4,241,000	Cancelled, Abated or Adjusted (1992)
Other Welfare Services 8,600.00	Total 4,531,185	Transfers to Foreclosed Property
RECREATION and CONSERVATION	ISSUED AND OUTSTANDING	Balance December 31, 1992 126,633.89
Beaches and Boardwalks	School 290,185.94	PROPERTY ACQUIRED BY DEED OR FORECLOSURE
Parks, Playgrounds, Shade Trees 36,645.00	Self-Liquidating	Balance January 1, 1992
Land Reclamation & Conservation 10,567.81	Other 3,546,000.00	Transfers From Taxes or Liens
Other Recreational Services 23,665.00	Total 3,836,185.94	Sale for Cash (1992)
EDUCATION (excluding schools)	EQUALIZED VALUATION BASIS	Cancelled, Abated or Adjusted (1992)
Libraries 227,103.81	FOR NET DEBT COMPUTATION 763,834,151	Balance December 31, 1992 22,150.00
Other Educational Services	REAL PROPERTY VALUATIONS	CURRENT FINANCES DECEMBER 31, 1992
STATUTORY EXPENDITURES	Code Class # of Parcels % VAL'N	ASSETS
Pensions & F. L. C. A. 89,600.00	1 Vacant Land 157 1.32	Cash Dec. 31, 1992 4,357,050.23
Employee Fringe Benefits 417,000.00	2 Residential 2446 53.26	Taxes Receivable 798,302.78
Other Statutory Expenditures 15,000.00	3 Farm	Tax Title Liens 126,633.38
CETA And Other Public Employment Programs	4a Commercial 172 9.97	Foreclosed Property 22,150.00
MUNICIPAL FUNCTIONS TOTAL 4,919,856.88	4b Industrial 153 35.45	Emergencies & Other Deferred Charges
CAPITAL IMPROVEMENTS *MEMO* 30,000.00	4c Apartments	State and Federal Aid Receivable
DEBT SERVICE	Total 2933	Other Receivables 126,893.84
Principal Payments 175,000.00	Land Area 2.00 Sq. Miles	Total 5,431,030.73
Interest Payments 239,811.00	Net Valuation Taxable-Municipal 766,983,805	LIABILITIES, RESERVES, AND SURPLUS
DEFERRED CHARGES 28,000.00	Net Valuation Taxable-County 734,112,747	Cash Liabilities 1,564,994.69
SCHOOL, COUNTY, SPECIAL DISTRICT TAXES 11,546,381.47	State Equalized Valuation 754,326,337	Reserves for Receivables 1,073,980.50
RESERVE FOR UNCOLLECTED TAXES 612,935.07	State Equalization Ratio 101.68	Surplus Dec. 31, 1992 2,792,055.54
EXPENDITURES TOTAL 17,521,984.42		Total 5,431,030.73

1322

Population 1980 7,413
 Population 1990 7,586
 S & P Rating
 Moody Rating A

General Tax Rate Per \$100. 2.48
 State Equalized Tax Rate 2.57

KEYPORT BOROUGH - MONMOUTH CO.

Form of Government:

Borough Council

Number of Members on Governing Body - 6

PER CAPITA:

Gross Debt 613.47
 Net Debt 485.02
 Debt Service 37.07
 Total Tax Levy 1,076.73
 Municipal Expenditures 586.47

PER CENT:

Gross Debt 1.50
 Net Debt 1.19
 Tax Levy Collected 93.31
 Tax Levy Cancelled, Abated or Adjusted .65

EXPENDITURES		REVENUES-REALIZED			1992 PROPERTY TAX	
GENERAL GOVERNMENT		1992 Property Taxes Collected			STATE EQUALIZED TAX RATE	
Governing Body & Public Boards					Local District School Taxes	1.32
Municipal Clerk		7,634,947.74			Regional & Consolidated School Tax	4,195,042.50
Financial Administration	79,498.00	1992 Payments in Lieu of Taxes			School Taxes in Municipal Budget	
Assessment of Taxes	23,260.00	204,418.09			County Taxes	.44 *
Collection of Taxes	54,510.00	Delinquent Tax & Lien Collections			County Library Taxes	1,410,531.19
Planning, Housing & Development	23,285.00	595,180.93			Local Municipal Purpose Taxes	.81
Human Resources	63,521.00	Business Personalty Replacement Taxes			Veteran & Senior Citizen Taxes	56,000.00
Elections	2,394.00	100,634.64			Total Taxes for Rate Computation	2.57
General Administration (other)	404,762.43	Taxes from Public Utilities			Special District Taxes	8,224,081.89
JUDICIARY		386,220.73			Bank Corp. Taxes	
Municipal Courts	61,400.00	Other Miscellaneous Tax Revenues			Added and Omitted Taxes	
PUBLIC SAFETY		432,921.25			Total Taxes Levied - ABSTRACT	8,168,081.89
Fire Protection	90,726.00	Federal Aid Revenues			Total Taxes Billed	8,181,913.01
Police Protection	1,174,651.23	State and Local Fiscal Assistance Act Utilized			1992 TAXES COLLECTED	7,634,947.74
Civil Defense & Disaster Control	4,500.00	Sale of Acquired Property			1992 Taxes Cancelled, Abated or Adjusted	52,773.93
Environmental Inspection & Control	66,880.00	Other Miscellaneous Revenues			Transfer to Tax Title Liens or Foreclosed	58,740.99
Other Public Safety		464,210.87			Balance Outstanding Dec. 31, 1992	435,450.35
PUBLIC WORKS		9,818,534.25			PRIOR YEARS TAXES OUTSTANDING	
Streets and Drainage	262,443.21	Total			Balance January 1, 1992	524,487.46
Sewers and Sewage Processing	59,255.00	9,880,034.25			Taxes Collected in 1992	480,226.76
Garbage and Trash Disposal	379,480.00	Prior Years Surplus Appropriated			Cancelled, Abated or Adjusted 1992	27,527.19
Public Buildings and Grounds	30,110.00	61,500.00			Transfers to Tax Title Liens or Foreclosed	8,382.30
Other Public Works	48,444.04	REVENUES TOTAL			Balance December 31, 1992	8,351.21
HEALTH and WELFARE		694,663.20			TAX TITLE LIENS OUTSTANDING	
Health Services Except Environmental	89,712.00	CAPITAL OUTLAY TOTAL			Balance January 1, 1992	265,412.61
Welfare-Public Assistance	9,588.00	444,555.64			Transfer From Taxes	68,589.83
Hospital, Clinics, First Aid		Public Enterprises			Redeemed in 1992	114,944.17
Animal, Insect, & Rodent Control	16,190.00	125,272.16			Cancelled, Abated or Adjusted (1992)	3,694.42
Other Welfare Services		Recreation-Culture			Transfers to Foreclosed Property	
RECREATION and CONSERVATION		26,770.29			Balance December 31, 1992	215,353.85
Beaches and Boardwalks		Buildings and Grounds			PROPERTY ACQUIRED BY DEED OR FORECLOSURE	
Parks, Playgrounds, Shade Trees	6,290.00	292,513.19			Balance January 1, 1992	117,200.00
Land Reclamation & Conservation		Library and Education			Transfers From Taxes or Liens	
Other Recreational Services	56,362.00	Conservation			Sale for Cash (1992)	
EDUCATION (excluding schools)		All Other			Cancelled, Abated or Adjusted (1992)	
Libraries	37,458.00	CAPITAL DEBT AUTHORIZED, DECEMBER 31, 1992			Balance December 31, 1992	117,200.00
Other Educational Services	2,550.00	ISSUED AND UNISSUED			CURRENT FINANCES DECEMBER 31, 1992	
STATUTORY EXPENDITURES		GROSS DEBT			ASSETS	
Pensions & F. I. C. A.	82,451.31	NET DEBT			Cash Dec. 31, 1992	737,803.75
Employee Fringe Benefits	150,377.00	1,948,000.00			Taxes Receivable	443,801.56
Other Statutory Expenditures	8,000.00	Self-Liquidating			Tax Title Liens	215,353.85
CETA And Other Public Employment Programs		2,705,775			Foreclosed Property	117,200.00
MUNICIPAL FUNCTIONS		4,653,775			Emergencies & Other Deferred Charges	93,644.54
CAPITAL IMPROVEMENTS		ISSUED AND OUTSTANDING			State and Federal Aid Receivable	3,252.74
DEBT SERVICE		School			Other Receivables	31,000.74
Principal Payments	129,000.00	Self-Liquidating			Total	1,632,057.18
Interest Payments	152,239.39	Other			LIABILITIES, RESERVES, AND SURPLUS	
DEFERRED CHARGES		Total			Cash Liabilities	313,931.33
SCHOOL, COUNTY, SPECIAL DISTRICT TAXES	134,967.86	EQUALIZED VALUATION BASIS			Reserves for Receivables	807,356.15
RESERVE FOR UNCOLLECTED TAXES	694,663.20	FOR NET DEBT COMPUTATION			Surplus Dec. 31, 1992	510,769.70
EXPENDITURES		310,137,337			Total	1,632,057.18
TOTAL	10,054,542.36	REAL PROPERTY VALUATIONS				
		Code Class # of Parcels % VAL'N				
		1 Vacant Land 160 1.77			ASSESSED VALUATION	
		2 Residential 1874 70.52			5,666,200.00	
		3 Farm			225,586,800.00	
		4a Commercial 228 20.03			63,989,500.00	
		4b Industrial 6 2.61			8,337,900.00	
		4c Apartments 17 4.96			15,856,900.00	
		Total 2285			319,437,300.00	
		Land Area 1.40 Sq. Miles				
		Net Valuation Taxable-Municipal			329,667,293	
		Net Valuation Taxable-County			323,201,633	
		State Equalized Valuation			318,240,117	
		State Equalization Ratio			103.71	

1016

Population 1980 2,772
 Population 1990 3,325
 S & P Rating
 Moody Rating

General Tax Rate Per \$100 1.44
 State Equalized Tax Rate 1.51

KINGWOOD TOWNSHIP - HUNTERDON CO.
 Form of Government:
Township Committee
 Number of Members on Governing Body - 3

PER CAPITA:
 Gross Debt 870.04
 Net Debt 32.08
 Debt Service
 Total Tax Levy 1,248.79
 Municipal Expenditures 387.87

PER CENT:
 Gross Debt 1.15
 Net Debt .04
 Tax Levy Collected 88.57
 Tax Levy Cancelled, Abated or Adjusted 1.51

EXPENDITURES		REVENUES-REALIZED		1992 PROPERTY TAX	
GENERAL GOVERNMENT		REVENUES-REALIZED		STATE EQUALIZED TAX RATE _____	
Governing Body & Public Boards		1992 Property Taxes Collected	3,698,524.90	Local District School Taxes	.79 1,980,172.00
Municipal Clerk		1992 Payments in Lieu of Taxes		Regional & Consolidated School Tax	.36 899,923.03
Financial Administration	32,500.00	Delinquent Tax & Lien Collections	302,400.12	School Taxes in Municipal Budget	
Assessment of Taxes	27,930.00	Business Personalty Replacement Taxes	53,837.68	County Taxes	.31 778,271.33
Collection of Taxes	23,745.13	Taxes from Public Utilities	227,920.00	County Library Taxes	.03 65,759.06
Planning, Housing & Development	57,600.00	Other Miscellaneous Tax Revenues		Local Municipal Purpose Taxes	.01 33,250.55
Human Resources		State Aid Revenues	77,270.00	Veteran & Senior Citizen Taxes	
Elections	1,300.00	Federal Aid Revenues		Total Taxes for Rate Computation	1.50 3,777,725.97
General Administration (other)	162,300.00	State and Local Fiscal Assistance Act Utilized		Special District Taxes	
JUDICIARY		Sale of Acquired Property		Bank Corp. Taxes	
Municipal Courts	26,500.00	Other Miscellaneous Revenues	167,237.77	Added and Omitted Taxes	394,841.91
PUBLIC SAFETY		Total	4,527,190.47	Total Taxes Levied - ABSTRACT	4,152,217.88
Fire Protection	41,862.30	Prior Years Surplus Appropriated	655,241.69	Total Taxes Billed	4,175,887.87
Police Protection	30,000.00	REVENUES TOTAL	5,182,432.16	1992 TAXES COLLECTED	3,698,524.90
Civil Defense & Disaster Control		Reserve For Uncollected Taxes	326,992.55	1992 Taxes Cancelled, Abated or Adjusted	63,167.06
Environmental Inspection & Control		CAPITAL OUTLAY TOTAL	97,560.13	Transfer to Tax Title Liens or Foreclosed	16,560.31
Other Public Safety		Public Enterprises		Balance Outstanding Dec. 31, 1992	397,635.60
PUBLIC WORKS		Recreation-Culture		PRIOR YEARS TAXES OUTSTANDING	
Streets and Drainage	257,000.00	Public Works		Balance January 1, 1992	191,533.87
Sewers and Sewage Processing	9,000.00	Buildings and Grounds	97,560.13	Collected in 1992	190,879.18
Garbage and Trash Disposal		Library and Education		Cancelled, Abated or Adjusted 1992	654.69
Public Buildings and Grounds	76,500.00	Conservation		Transfers to Tax Title Liens or Foreclosed	
Other Public Works		All Other		Balance December 31, 1992	
HEALTH and WELFARE		CAPITAL DEBT AUTHORIZED, DECEMBER 31, 1992		TAX TITLE LIENS OUTSTANDING	
Health Services Except Environmental	7,985.00	ISSUED AND UNISSUED		Balance January 1, 1992	194,201.65
Welfare-Public Assistance	2,200.00	School	2,786,203	Transfer From Taxes	16,560.31
Hospital, Clinics, First Aid		Self-Liquidating		Redeemed in 1992	111,520.94
Animal, Insect, & Rodent Control	2,600.00	Other	106,667	Cancelled, Abated or Adjusted (1992)	
Other Welfare Services		Total	2,892,870	Transfers to Foreclosed Property	
RECREATION and CONSERVATION		ISSUED AND OUTSTANDING		Balance December 31, 1992	99,241.02
Beaches and Boardwalks		School	586,203.30	PROPERTY ACQUIRED BY DEED OR FORECLOSURE	
Parks, Playgrounds, Shade Trees		Self-Liquidating		Balance January 1, 1992	49,400.00
Land Reclamation & Conservation	14,636.00	Other		Transfers From Taxes or Liens	
Other Recreational Services	6,700.00	Total	586,203.30	Sale for Cash (1992)	
EDUCATION (excluding schools)		EQUALIZED VALUATION BASIS		Cancelled, Abated or Adjusted (1992)	
Libraries		FOR NET DEBT COMPUTATION	250,512,299	Balance December 31, 1992	49,400.00
Other Educational Services	500.00	REAL PROPERTY VALUATIONS		CURRENT FINANCES DECEMBER 31, 1992	
STATUTORY EXPENDITURES		Code Class # of Parcels % VAL'N		ASSETS	
Pensions & F. L. C. A.	38,200.00	1 Vacant Land 225 7.69	20,108,950.00	Cash Dec. 31, 1992	1,424,206.95
Employee Fringe Benefits	42,000.00	2 Residential 807 57.42	150,168,150.00	Taxes Receivable	397,635.60
Other Statutory Expenditures	100.00	3 Farm 778 25.21	65,927,900.00	Tax Title Liens	99,241.02
CETA And Other Public Employment Programs		4a Commercial 43 5.89	15,408,775.00	Foreclosed Property	49,400.00
MUNICIPAL FUNCTIONS TOTAL	861,158.43	4b Industrial 4 3.19	8,338,500.00	Emergencies & Other Deferred Charges	12,945.13
CAPITAL IMPROVEMENTS *MEMO*	75,000.00	4c Apartments 4 .51	1,586,500.00	State and Federal Aid Receivable	2,343.00
DEBT SERVICE		Total 1861	261,539,775.00	Other Receivables	4,197.91
Principal Payments		Land Area 35.60 Sq. Miles		Total	1,989,969.61
Interest Payments		Net Valuation Taxable-Municipal	262,572,636	LIABILITIES, RESERVES, AND SURPLUS	
DEFERRED CHARGES	101,505.77	Net Valuation Taxable-County	251,627,319	Cash Liabilities	412,451.67
SCHOOL, COUNTY, SPECIAL DISTRICT TAXES	3,724,125.42	State Equalized Valuation	250,951,467	Reserves for Receivables	550,474.53
RESERVE FOR UNCOLLECTED TAXES	326,992.55	State Equalization Ratio	104.65	Surplus Dec. 31, 1992	1,027,043.41
EXPENDITURES TOTAL	5,013,782.17			Total	1,989,969.61

1415
 Population 1980 7,770
 Population 1990 8,470
 S & P Rating
 Moody Rating

General Tax Rate Per \$100. 2.23
 State Equalized Tax Rate 1.94

KINNELON BOROUGH - MORRIS COUNTY

Form of Government:

Borough Council

Number of Members on Governing Body - 6

PER CAPITA: PER CENT:
 Gross Debt 1,243.96 Gross Debt 1.10
 Net Debt 380.48 Net Debt .33
 Debt Service 64.81 Tax Levy Collected 97.54
 Total Tax Levy 2,173.09 Tax Levy Cancelled, Abated
 Municipal Expenditures 750.48 or Adjusted .06

EXPENDITURES	REVENUES-REALIZED	1992 PROPERTY TAX
GENERAL GOVERNMENT		STATE EQUALIZED TAX RATE
Governing Body & Public Boards		Local District School Taxes 1.24 11,728,932.50
Municipal Clerk		Regional & Consolidated School Tax
Financial Administration		School Taxes in Municipal Budget
Assessment of Taxes	16,450.00	County Taxes .30 2,893,083.96
Collection of Taxes	64,597.00	County Library Taxes
Planning, Housing & Development	64,172.00	Local Municipal Purpose Taxes .39 3,671,314.70
Human Resources	57,997.00	Veteran & Senior Citizen Taxes 32,900.00
Elections	68,891.48	Total Taxes for Rate Computation 1.93 18,326,231.16
General Administration (other)	716,597.00	Special District Taxes
JUDICIARY		Bank Corp. Taxes
Municipal Courts	55,488.37	Added and Omitted Taxes 112,749.60
PUBLIC SAFETY		Total Taxes Levied - ABSTRACT 18,406,080.76
Fire Protection	115,201.00	Total Taxes Billed 18,470,265.61
Police Protection	853,288.46	1992 TAXES COLLECTED 18,016,521.91
Civil Defense & Disaster Control	2,025.00	1992 Taxes Cancelled, Abated or Adjusted 10,806.58
Environmental Inspection & Control	75,829.00	Transfer to Tax Title Liens or Foreclosed 25,810.02
Other Public Safety		Balance Outstanding Dec. 31, 1992 417,127.10
PUBLIC WORKS		PRIOR YEARS TAXES OUTSTANDING
Streets and Drainage	31,340.00	Balance January 1, 1992 411,714.88
Sewers and Sewage Processing	89,000.00	Collected in 1992 400,645.29
Garbage and Trash Disposal	860,000.00	Cancelled, Abated or Adjusted 1992 6,956.40
Public Buildings and Grounds	111,137.00	Transfers to Tax Title Liens or Foreclosed 3,282.07
Other Public Works	440,379.00	Balance December 31, 1992 831.12
HEALTH and WELFARE		TAX TITLE LIENS OUTSTANDING
Health Services Except Environmental	163,403.00	Balance January 1, 1992 112,060.89
Welfare-Public Assistance	3,347.00	Transfer From Taxes 29,549.24
Hospital, Clinics, First Aid		Redeemed in 1992
Animal, Insect, & Rodent Control	500.00	Cancelled, Abated or Adjusted (1992)
Other Welfare Services		Transfers to Foreclosed Property
RECREATION and CONSERVATION		Balance December 31, 1992 141,610.13
Beaches and Boardwalks		PROPERTY ACQUIRED BY DEED OR FORECLOSURE
Parks, Playgrounds, Shade Trees	76,544.79	Balance January 1, 1992 17,150.00
Land Reclamation & Conservation	98,628.00	Transfers From Taxes or Liens
Other Recreational Services		Sale for Cash (1992)
EDUCATION (excluding schools)		Cancelled, Abated or Adjusted (1992)
Libraries	321,549.00	Balance December 31, 1992 17,150.00
Other Educational Services	10,000.00	CURRENT FINANCES DECEMBER 31, 1992
STATUTORY EXPENDITURES		ASSETS
Pensions & F. L. C. A.	139,594.00	Cash Dec. 31, 1992 2,197,313.60
Employee Fringe Benefits	272,874.00	Taxes Receivable 417,958.22
Other Statutory Expenditures	16,500.00	Tax Title Liens 141,610.13
CETA And Other Public Employment Programs		Foreclosed Property 17,150.00
MUNICIPAL FUNCTIONS		Emergencies & Other Deferred Charges 33.23
CAPITAL IMPROVEMENTS *MEMO*	55,000.00	State and Federal Aid Receivable 121,603.49
DEBT SERVICE		Other Receivables 60,950.56
Principal Payments	460,405.00	Total 2,956,619.23
Interest Payments	88,505.04	LIABILITIES, RESERVES, AND SURPLUS
DEFERRED CHARGES		Cash Liabilities 788,029.49
SCHOOL, COUNTY, SPECIAL DISTRICT TAXES	14,622,016.46	Reserves for Receivables 637,668.91
RESERVE FOR UNCOLLECTED TAXES	1,093,273.88	Surplus Dec. 31, 1992 1,530,920.33
EXPENDITURES	TOTAL	TOTAL
	20,979,537.48	2,956,619.23

Population 1980 2,074
 Population 1990 2,543
 S & P Rating
 Moody Rating

General Tax Rate Per \$100. 1.98
 State Equalized Tax Rate 2.04

KNOWLTON TOWNSHIP - WARREN CO.
 Form of Government:
Township Committee
 Number of Members on Governing Body - 3

PER CAPITA: Gross Debt 1,693.09 PER CENT: Gross Debt 2.52
 Net Debt 162.92 Net Debt .24
 Debt Service 15.90 Tax Levy Collected 87.36
 Total Tax Levy 1,334.97 Tax Levy Cancelled, Abated
 Municipal Expenditures 609.22 or Adjusted .19

EXPENDITURES		REVENUES-REALIZED		1992 PROPERTY TAX	
GENERAL GOVERNMENT		REVENUES-REALIZED		STATE EQUALIZED TAX RATE	
Governing Body & Public Boards		1992 Property Taxes Collected	2,992,670.02	Local District School Taxes	.74 1,236,412.00
Municipal Clerk		1992 Payments in Lieu of Taxes		Regional & Consolidated School Tax	.55 913,327.54
Financial Administration	36,744.15	Delinquent Tax & Lien Collections	360,862.30	School Taxes in Municipal Budget	
Assessment of Taxes	19,584.54	Business Personalty Replacement Taxes	35,545.68	County Taxes	.66 1,091,921.04
Collection of Taxes	20,666.29	Taxes from Public Utilities	216,327.00	County Library Taxes	.06 91,818.33
Planning, Housing & Development	349,460.92	Other Miscellaneous Tax Revenues		Local Municipal Purpose Taxes	.03 57,248.00
Human Resources	10,212.00	State Aid Revenues	393,745.00	Veteran & Senior Citizen Taxes	
Elections		Federal Aid Revenues		Total Taxes for Rate Computation	2.04 3,410,426.91
General Administration (other)	140,600.17	State and Local Fiscal Assistance Act Utilized		Special District Taxes	
JUDICIARY		Sale of Acquired Property		Bank Corp. Taxes	
Municipal Courts	61,278.14	Other Miscellaneous Revenues	342,351.79	Added and Omitted Taxes	4,095.79
PUBLIC SAFETY		Total	4,342,001.79	Total Taxes Levied - ABSTRACT	3,394,822.70
Fire Protection	23,248.40	Prior Years Surplus Appropriated	329,719.50	Total Taxes Billed	3,406,132.86
Police Protection	22,337.00	REVENUES TOTAL	4,671,721.29	1992 TAXES COLLECTED	2,992,670.02
Civil Defense & Disaster Control	3,500.00	Reserve For Uncollected Taxes	433,737.50	1992 Taxes Cancelled, Abated or Adjusted	6,534.35
Environmental Inspection & Control	28,274.50	CAPITAL OUTLAY TOTAL	158,211.63	Transfer to Tax Title Liens or Foreclosed	30,516.79
Other Public Safety		Public Enterprises		Balance Outstanding Dec. 31, 1992	376,411.70
PUBLIC WORKS		Recreation-Culture		PRIOR YEARS TAXES OUTSTANDING	
Streets and Drainage	181,416.44	Public Works	19,007.98	Balance January 1, 1992	381,274.43
Sewers and Sewage Processing	600.00	Buildings and Grounds	139,203.65	Collected in 1992	345,697.64
Garbage and Trash Disposal	10,000.00	Library and Education		Cancelled, Abated or Adjusted 1992	1,978.55
Public Buildings and Grounds	15,000.00	Conservation		Transfers to Tax Title Liens or Foreclosed	40.94
Other Public Works		All Other		Balance December 31, 1992	33,557.30
HEALTH and WELFARE		CAPITAL DEBT AUTHORIZED, DECEMBER 31, 1992		TAX TITLE LIENS OUTSTANDING	
Health Services Except Environmental		ISSUED AND UNISSUED		Balance January 1, 1992	122,909.35
Welfare-Public Assistance	4,375.00	School	3,891,475	Transfer From Taxes	31,095.54
Hospital, Clinics, First Aid		Self-Liquidating		Redeemed in 1992	15,164.66
Animal, Insect, & Rodent Control	5,647.77	Other	414,050	Cancelled, Abated or Adjusted (1992)	1,842.25
Other Welfare Services		Total	4,305,525	Transfers to Foreclosed Property	
RECREATION and CONSERVATION		ISSUED AND OUTSTANDING		Balance December 31, 1992	136,997.98
Beaches and Boardwalks		School	3,891,475.97	PROPERTY ACQUIRED BY DEED OR FORECLOSURE	
Parks, Playgrounds, Shade Trees	1,000.00	Self-Liquidating		Balance January 1, 1992	
Land Reclamation & Conservation	600.00	Other	383,445.00	Transfers From Taxes or Liens	
Other Recreational Services	12,409.00	Total	4,274,920.97	Sale for Cash (1992)	
EDUCATION (excluding schools)		EQUALIZED VALUATION BASIS FOR NET DEBT COMPUTATION	170,602,152	Cancelled, Abated or Adjusted (1992)	
Libraries	300.00	REAL PROPERTY VALUATIONS		Balance December 31, 1992	
Other Educational Services	886.50	Code Class # of Parcels % VAL'N ASSESSED VALUATION		CURRENT FINANCES DECEMBER 31, 1992	
STATUTORY EXPENDITURES		1 Vacant Land 317 11.91 20,356,400.00		ASSETS	
Pensions & F. L. C. A.	21,000.00	2 Residential 758 63.04 107,708,200.00		Cash Dec. 31, 1992	1,155,251.14
Employee Fringe Benefits	73,198.01	3 Farm 396 13.72 23,437,800.00		Taxes Receivable	409,969.00
Other Statutory Expenditures	2,300.00	4a Commercial 62 10.90 18,620,000.00		Tox Title Liens	136,997.98
CETA And Other Public Employment Programs		4b Industrial 3 .43 739,600.00		Foreclosed Property	
MUNICIPAL FUNCTIONS TOTAL	1,042,638.83	4c Apartments 1536 170,362,000.00		Emergencies & Other Deferred Charges	17,106.43
CAPITAL IMPROVEMENTS *MEMO*	17,000.00	Total 26.00 Sq. Miles		State and Federal Aid Receivable	221,699.60
DEBT SERVICE		Net Valuation Taxable-Municipal	171,820,054	Other Receivables	34,358.52
Principal Payments	25,000.00	Net Valuation Taxable-County	172,446,279	Total	1,975,382.67
Interest Payments	15,437.92	State Equalized Valuation	166,505,966	LIABILITIES, RESERVES, AND SURPLUS	
DEFERRED CHARGES	32,426.28	State Equalization Ratio	103.21	Cash Liabilities	650,796.69
SCHOOL, COUNTY, SPECIAL DISTRICT TAXES	3,333,478.91			Reserves for Receivables	638,996.76
RESERVE FOR UNCOLLECTED TAXES	433,737.50			Surplus Dec. 31, 1992	695,589.22
EXPENDITURES TOTAL	4,882,719.44			Total	1,975,382.67

Population 1980 **14,161**
 Population 1990 **22,141**
 S & P Rating
 Moody Rating

General Tax Rate Per \$100. **1.37**
 State Equalized Tax Rate **1.37**

LACEY TOWNSHIP - OCEAN COUNTY

Form of Government:
Township Committee

Number of Members on Governing Body - 5

PER CAPITA:

Gross Debt **853.10**
 Net Debt **176.44**
 Debt Service **29.19**
 Total Tax Levy **948.36**
 Municipal Expenditures **721.63**

PER CENT:

Gross Debt **1.19**
 Net Debt **.25**
 Tax Levy Collected **93.70**
 Tax Levy Cancelled, Abated or Adjusted **2.19**

EXPENDITURES		REVENUES-REALIZED			1992 PROPERTY TAX	
GENERAL GOVERNMENT		REVENUES-REALIZED			STATE EQUALIZED TAX RATE	
Governing Body & Public Boards		1992 Property Taxes Collected		1992 Property Tax Rate		13,403,939.00
Municipal Clerk		1992 Payments in Lieu of Taxes		Local District School Taxes	.88	
Financial Administration	236,150.00	Delinquent Tax & Lien Collections	980,703.81	Regional & Consolidated School Tax		
Assessment of Taxes	200,099.00	Business Personalty Replacement Taxes	40,864.28	School Taxes in Municipal Budget		
Collection of Taxes	305,632.00	Taxes from Public Utilities	10,573,226.00	County Taxes	.41 *	6,349,504.31
Planning, Housing & Development	80,575.00	Other Miscellaneous Tax Revenues		County Library Taxes	.03	510,051.56
Human Resources	163,994.00	State Aid Revenues	887,920.54	Local Municipal Purpose Taxes	.04	599,658.39
Elections		Federal Aid Revenues		Veteran & Senior Citizen Taxes		382,300.00
General Administration (other)	1,568,271.00	State and Local Fiscal Assistance Act Utilized		Total Taxes for Rate Computation	1.36	21,235,453.26
JUDICIARY		Federal Aid Revenues		Special District Taxes		
Municipal Courts	215,675.43	Sale of Acquired Property		Bank Corp. Taxes		
PUBLIC SAFETY		Other Miscellaneous Revenues	1,470,051.35	Added and Omitted Taxes		144,416.44
Fire Protection	124,239.30	Total	33,631,891.83	Total Taxes Levied - ABSTRACT		20,997,569.70
Police Protection	2,811,686.71	Prior Years Surplus Appropriated	4,145,193.16	Total Taxes Billed		21,002,977.97
Civil Defense & Disaster Control	9,705.00	REVENUES TOTAL	37,777,084.99	1992 TAXES COLLECTED		19,679,115.85
Environmental Inspection & Control	318,414.00	Reserve For Uncollected Taxes	1,720,000.00	1992 Taxes Cancelled, Abated or Adjusted		459,666.75
Other Public Safety		CAPITAL OUTLAY TOTAL	509,395.02	Transfer to Tax Title Liens or Foreclosed		50,725.13
PUBLIC WORKS		Public Enterprises		Balance Outstanding Dec. 31, 1992		813,470.24
Streets and Drainage	2,115,390.00	Recreation-Culture	138,473.67	PRIOR YEARS TAXES OUTSTANDING		
Sewers and Sewage Processing	431,705.20	Public Works	364,231.18	Balance January 1, 1992		764,336.74
Garbage and Trash Disposal	1,950,000.00	Buildings and Grounds	6,685.17	Collected in 1992		637,529.05
Public Buildings and Grounds	131,809.00	Library and Education		Cancelled, Abated or Adjusted 1992		
Other Public Works	250,000.00	Conservation		Transfers to Tax Title Liens or Foreclosed		126,807.69
HEALTH and WELFARE		All Other		Balance December 31, 1992		
Health Services Except Environmental	36,430.00	CAPITAL DEBT AUTHORIZED, DECEMBER 31, 1992		TAX TITLE LIENS OUTSTANDING		
Welfare-Public Assistance	21,663.00	ISSUED AND UNISSUED		Balance January 1, 1992		483,324.98
Hospital, Clinics, First Aid	2,600.00	School	14,982,000	Transfer from Taxes		202,430.38
Animal, Insect, & Rodent Control	34,200.00	Self-Liquidating		Redeemed in 1992		343,174.76
Other Welfare Services		Other	3,906,500	Cancelled, Abated or Adjusted (1992)		
RECREATION and CONSERVATION		Total	18,888,500	Transfers to Foreclosed Property		
Beaches and Boardwalks		ISSUED AND OUTSTANDING		Balance December 31, 1992		342,580.60
Parks, Playgrounds, Shade Trees	27,700.00	School	14,982,000.00	PROPERTY ACQUIRED BY DEED OR FORECLOSURE		
Land Reclamation & Conservation	53,339.40	Self-Liquidating		Balance January 1, 1992		1,245,872.50
Other Recreational Services	231,100.00	Other	3,776,000.00	Transfers From Taxes or Liens		
EDUCATION (excluding schools)		Total	18,758,000.00	Sole for Cash (1992)		
Libraries	110,000.00	EQUALIZED VALUATION BASIS		Cancelled, Abated or Adjusted (1992)		
Other Educational Services		FOR NET DEBT COMPUTATION		Balance December 31, 1992		1,245,872.50
STATUTORY EXPENDITURES		REAL PROPERTY VALUATIONS		CURRENT FINANCES DECEMBER 31, 1992		
Pensions & F. L. C. A.	1,020,000.00	Code	Class	# of Parcels	% VAL'N	ASSESSED VALUATION
Employee Fringe Benefits	941,100.00	1	Vocont Land	7493	8.89	134,939,400.00
Other Statutory Expenditures	42,000.00	2	Residential	9545	77.45	1,174,314,700.00
CETA And Other Public Employment Programs		3	Form	21	.05	745,800.00
MUNICIPAL FUNCTIONS TOTAL	13,429,535.04	4a	Commercial	233	6.54	100,628,600.00
CAPITAL IMPROVEMENTS *MEMO*		4b	Industrial	31	6.97	105,687,000.00
DEBT SERVICE		4c	Apartments			
Principal Payments	409,500.00	Total	17328			1,516,215,500.00
Interest Payments	236,335.90	Land Area	84.50	Sq. Miles		
DEFERRED CHARGES	181,705.20	Net Valuation Taxable-Municipal				1,526,981,336
SCHOOL, COUNTY, SPECIAL DISTRICT TAXES	20,263,474.87	Net Valuation Taxable-County				1,593,743,564
RESERVE FOR UNCOLLECTED TAXES	1,720,000.00	State Equalized Valuation				1,530,629,008
EXPENDITURES TOTAL	36,241,123.01	State Equalization Ratio				99.76
						LIABILITIES, RESERVES, AND SURPLUS
						Cash Liabilities
						4,232,504.42
						Reserves for Receivables
						2,438,947.15
						Surplus Dec. 31, 1992
						5,420,214.49
						Total
						12,091,666.05

*Includes County Health Service Taxes, County Vocational School Taxes, or County Open Space Tax. See Table 13.

1913

Population 1980 1,614
 Population 1990 1,902
 S & P Rating
 Moody Rating

General Tax Rate Per \$100. 2.36
 State Equalized Tax Rate 2.35

LAFAYETTE TOWNSHIP - SUSSEX COUNTY
 Form of Government:
 Township Committee
 Number of Members on Governing Body - 5

PER CAPITA: Gross Debt 2,283.09 Net Debt 195.80 Debt Service Total Tax Levy 1,974.67 Municipal Expenditures 743.93
 PER CENT: Gross Debt 2.56 Net Debt .22 Tax Levy Collected 92.02 Tax Levy Cancelled, Abated or Adjusted 1.37

EXPENDITURES		REVENUES-REALIZED		1992 PROPERTY TAX	
GENERAL GOVERNMENT		REVENUES		STATE EQUALIZED TAX RATE	
Governing Body & Public Boards		1992 Property Taxes Collected	3,465,440.42	Local District School Taxes	1.39 1,893,410.70
Municipal Clerk		1992 Payments in Lieu of Taxes		Regional & Consolidated School Tax	.56 890,463.90
Financial Administration	24,020.00	Delinquent Tax & Lien Collections	317,901.33	School Taxes in Municipal Budget	
Assessment of Taxes	20,700.00	Business Personalty Replacement Taxes	43,294.52	County Taxes	.43 * 678,980.10
Collection of Taxes	25,500.00	Taxes from Public Utilities	104,309.00	County Library Taxes	.03 51,941.59
Planning, Housing & Development	26,030.00	Other Miscellaneous Tax Revenues		Local Municipal Purpose Taxes	.13 213,011.00
Human Resources		State Aid Revenues	92,183.00	Veteran & Senior Citizen Taxes	11,750.00
Elections		Federal Aid Revenues		Total Taxes for Rate Computation	2.34 3,739,557.29
General Administration (other)	204,035.00	State and Local Fiscal Assistance Act Utilized		Special District Taxes	
JUDICIARY		Sale of Acquired Property		Bank Corp. Taxes	
Municipal Courts	36,495.00	Other Miscellaneous Revenues	570,329.48	Added and Omitted Taxes	28,010.44
PUBLIC SAFETY		Total	4,593,457.75	Total Taxes Levied - ABSTRACT	3,755,817.73
Fire Protection	36,563.00	Prior Years Surplus Appropriated	480,000.00	Total Taxes Billed	3,765,792.91
Police Protection	8,450.00	REVENUES TOTAL	5,073,457.75	1992 TAXES COLLECTED	3,465,440.42
Civil Defense & Disaster Control	1,100.00	Reserve For Uncollected Taxes	437,123.00	1992 Taxes Cancelled, Abated or Adjusted	51,590.32
Environmental Inspection & Control	24,695.00	CAPITAL OUTLAY TOTAL	262,222.58	Transfer to Tax Title Liens or Foreclosed	10,696.00
Other Public Safety		Public Enterprises		Balance Outstanding Dec. 31, 1992	238,076.09
PUBLIC WORKS		Recreation-Culture		PRIOR YEARS TAXES OUTSTANDING	
Streets and Drainage	378,100.00	Public Works	262,222.58	Balance January 1, 1992	330,725.07
Sewers and Sewage Processing	2,900.00	Buildings and Grounds		Collected in 1992	307,411.80
Garbage and Trash Disposal		Library and Education		Cancelled, Abated or Adjusted 1992	3,254.63
Public Buildings and Grounds	25,300.00	Conservation		Transfers to Tax Title Liens or Foreclosed	20,059.64
Other Public Works		All Other		Balance December 31, 1992	
HEALTH and WELFARE		CAPITAL DEBT AUTHORIZED, DECEMBER 31, 1992		TAX TITLE LIENS OUTSTANDING	
Health Services Except Environmental	1,460.00	ISSUED AND UNISSUED		Balance January 1, 1992	10,220.84
Welfare-Public Assistance	1,700.00	School	3,970,039	Transfer From Taxes	33,173.74
Hospital, Clinics, First Aid		Self-Liquidating		Redeemed in 1992	10,489.53
Animal, Insect, & Radent Control	3,600.00	Other	372,405	Cancelled, Abated or Adjusted (1992)	
Other Welfare Services		Total	4,342,444	Transfers to Foreclosed Property	
RECREATION and CONSERVATION		ISSUED AND OUTSTANDING		Balance December 31, 1992	32,905.05
Beaches and Boardwalks		School	3,970,039.11	PROPERTY ACQUIRED BY DEED OR FORECLOSURE	
Parks, Playgrounds, Shade Trees		Self-Liquidating		Balance January 1, 1992	14,000.00
Land Reclamation & Conservation	5,038.00	Other		Transfers From Taxes or Liens	
Other Recreational Services	20,500.00	Total	3,970,039.11	Sale for Cash (1992)	
EDUCATION (excluding schools)		EQUALIZED VALUATION BASIS FOR NET DEBT COMPUTATION	169,858,141	Cancelled, Abated or Adjusted (1992)	
Libraries		REAL PROPERTY VALUATIONS		Balance December 31, 1992	14,000.00
Other Educational Services		Code Class # of Parcels % VAL'N		CURRENT FINANCES DECEMBER 31, 1992	
STATUTORY EXPENDITURES		1 Vacant Land 142 6.03		ASSETS	
Pensions & F. L. C. A.	27,372.00	2 Residential 515 50.12		Cash Dec. 31, 1992	1,138,498.98
Employee Fringe Benefits	38,000.00	3 Farm 506 17.74		Taxes Receivable	238,076.09
Other Statutory Expenditures	2,000.00	4a Commercial 37 11.77		Tax Title Liens	32,905.05
CETA And Other Public Employment Programs		4b Industrial 17 14.33		Foreclosed Property	14,000.00
MUNICIPAL FUNCTIONS TOTAL	913,653.00	4c Apartments		Emergencies & Other Deferred Charges	60,200.00
CAPITAL IMPROVEMENTS *MEMO*	100,000.00	Total	1218	State and Federal Aid Receivable	1,199.20
DEBT SERVICE		Land Area 18.70 Sq. Miles		Other Receivables	23,335.48
Principal Payments		Net Valuation Taxable-Municipal	158,449,330	Total	1,513,214.80
Interest Payments		Net Valuation Taxable-County	155,911,439	LIABILITIES, RESERVES, AND SURPLUS	
DEFERRED CHARGES	73,635.00	State Equalized Valuation	159,031,874	Cash Liabilities	264,573.15
SCHOOL, COUNTY, SPECIAL DISTRICT TAXES	3,514,796.29	State Equalization Ratio	99.54	Reserves for Receivables	314,284.62
RESERVE FOR UNCOLLECTED TAXES	437,123.00			Surplus Dec. 31, 1992	934,357.03
EXPENDITURES TOTAL	4,939,252.29			Total	1,513,214.80

*Includes County Health Service Taxes, County Vacational School Taxes, or County Open Space Tax. See Table 13.

1513
 Population 1980 2,908
 Population 1990 3,078
 S & P Rating
 Moody Rating

General Tax Rate Per \$100. 3.23
 State Equalized Tax Rate 2.36

LAKEHURST BOROUGH - OCEAN COUNTY
 Form of Government:
Borough Council
 Number of Members on Governing Body - 6

PER CAPITA: PER CENT:
 Gross Debt 558,38 Gross Debt 2.16
 Net Debt 412.46 Net Debt 1.60
 Debt Service 101.28 Tax Levy Collected 92.27
 Total Tax Levy 663.47 Tax Levy Cancelled, Abated or Adjusted .15
 Municipal Expenditures 605.96

EXPENDITURES	REVENUES-REALIZED	1992 PROPERTY TAX
GENERAL GOVERNMENT		STATE EQUALIZED TAX RATE
Governing Body & Public Boards		Local District School Taxes 1.00 868,897.00
Municipal Clerk		Regional & Consolidated School Tax
Financial Administration 16,500.00	1992 Property Taxes Collected 1,898,797.63	School Taxes in Municipal Budget
Assessment of Taxes 6,900.00	1992 Payments in Lieu of Taxes	County Taxes .39 * 326,855.49
Collection of Taxes 19,600.00	Delinquent Tax & Lien Collections 159,629.58	County Library Taxes .03 26,259.27
Planning, Housing & Development 2,950.00	Business Personality Replacement Taxes 9,725.20	Local Municipal Purpose Taxes .95 823,340.13
Human Resources 4,219.00	Taxes from Public Utilities 126,107.00	Veteran & Senior Citizen Taxes 22,950.00
Elections	Other Miscellaneous Tax Revenues	Total Taxes for Rate Computation 2.36 2,068,301.89
General Administration (other) 230,066.00	State Aid Revenues 215,447.95	Special District Taxes
JUDICIARY	Federal Aid Revenues	Bank Corp. Taxes
Municipal Courts 71,106.82	State and Local Fiscal Assistance Act Utilized	Added and Omitted Taxes 12,213.96
PUBLIC SAFETY	Sole of Acquired Property	Total Taxes Levied - ABSTRACT 2,057,565.85
Fire Protection 20,155.60	Other Miscellaneous Revenues 195,804.35	Total Taxes Billed 2,057,765.38
Police Protection 444,678.39	Total 2,605,511.71	1992 TAXES COLLECTED 1,898,797.63
Civil Defense & Disaster Control 1,500.00	Prior Years Surplus Appropriated 420,000.00	1992 Taxes Cancelled, Abated or Adjusted 3,019.75
Environmental Inspection & Control 3,639.20	REVENUES TOTAL 3,025,511.71	Transfer to Tax Title Liens or Foreclosed 25,422.20
Other Public Safety	Reserve For Uncollected Taxes 221,511.64	Balance Outstanding Dec. 31, 1992 130,525.80
PUBLIC WORKS	CAPITAL OUTLAY TOTAL 101,739.09	PRIOR YEARS TAXES OUTSTANDING
Streets and Drainage 56,100.00	Public Enterprises 55,789.34	Balance January 1, 1992 181,855.44
Sewers and Sewage Processing 15,400.28	Recreation-Culture	Collected in 1992 141,391.18
Garbage and Trash Disposal 134,150.00	Public Works	Cancelled, Abated or Adjusted 1992 .99
Public Buildings and Grounds 29,500.00	Buildings and Grounds 45,948.75	Transfers to Tax Title Liens or Foreclosed 14,690.21
Other Public Works 45,000.00	Library and Education	Balance December 31, 1992 25,273.07
HEALTH and WELFARE	Conservation	TAX TITLE LIENS OUTSTANDING
Health Services Except Environmental 3,970.00	All Other	Balance January 1, 1992 69,579.40
Welfare-Public Assistance 6,525.00		Transfer From Taxes 42,759.77
Hospital, Clinics, First Aid 3,000.00	CAPITAL DEBT AUTHORIZED, DECEMBER 31, 1992	Redeemed in 1992 17,738.40
Animal, Insect, & Rodent Control	ISSUED AND UNISSUED GROSS DEBT NET DEBT	Cancelled, Abated or Adjusted (1992)
Other Welfare Services	School 266,060	Transfers to Foreclosed Property
RECREATION and CONSERVATION	Self-Liquidating 670,015 493,375	Balance December 31, 1992 94,600.77
Beaches and Boardwalks	Other 782,676 776,171	PROPERTY ACQUIRED BY DEED OR FORECLOSURE
Parks, Playgrounds, Shade Trees	Total 1,718,691 1,269,546	Balance January 1, 1992 77,741.66
Land Reclamation & Conservation	ISSUED AND OUTSTANDING	Transfers From Taxes or Liens
Other Recreational Services 6,200.00	School 266,000.00	Sole for Cash (1992)
EDUCATION (excluding schools)	Self-Liquidating 357,015.00	Cancelled, Abated or Adjusted (1992)
Libraries	Other 644,200.00	Balance December 31, 1992 77,741.66
Other Educational Services 500.00	Total 1,267,215.00	CURRENT FINANCES DECEMBER 31, 1992
STATUTORY EXPENDITURES	EQUALIZED VALUATION BASIS FOR NET DEBT COMPUTATION 79,526,855	ASSETS
Pensions & F. L. C. A. 84,606.00	REAL PROPERTY VALUATIONS	Cash Dec. 31, 1992 888,300.50
Employee Fringe Benefits 109,000.00	Code Class # of Parcels % VAL'N	Taxes Receivable 155,798.87
Other Statutory Expenditures 2,100.00	1 Vacant Land 78 3.07	Tox Title Liens 94,600.77
CETA And Other Public Employment Programs	2 Residential 674 72.85	Foreclosed Property 77,741.66
MUNICIPAL FUNCTIONS TOTAL 1,322,266.29	3 Farm	Emergencies & Other Deferred Charges 500.00
CAPITAL IMPROVEMENTS *MEMO* 20,000.00	4a Commercial 52 23.88	State and Federal Aid Receivable 3,286.52
DEBT SERVICE	4b Industrial	Other Receivables 42,861.48
Principal Payments 270,000.00	4c Apartments 1 .20	Total 1,263,089.80
Interest Payments 41,732.65	Total 805	LIABILITIES, RESERVES, AND SURPLUS
DEFERRED CHARGES 9,620.39	Land Area .95 Sq. Miles	Cash Liabilities 466,475.60
SCHOOL, COUNTY, SPECIAL DISTRICT TAXES 1,222,011.76	Net Valuation Taxable-Municipal 63,349,362	Reserves for Receivables 371,002.79
RESERVE FOR UNCOLLECTED TAXES 221,511.64	Net Valuation Taxable-County 92,035,637	Surplus Dec. 31, 1992 425,611.42
EXPENDITURES TOTAL 3,087,143.23	State Equalized Valuation 95,709,808	Total 1,263,089.80
	State Equalization Ratio 73.09	

1514
 Population 1980 38,464
 Population 1990 45,048
 S & P Rating AAA
 Moody Rating AAA

General Tax Rate Per \$100. 2.33
 State Equalized Tax Rate 2.22

LAKESIDE TOWNSHIP - OCEAN COUNTY
 Form of Government:
 Township Committee
 Number of Members on Governing Body - 5

PER CAPITA: PER CENT:
 Gross Debt 743.04 Gross Debt 1.74
 Net Debt 476.17 Net Debt 1.12
 Debt Service 40.91 Tax Levy Collected 91.92
 Total Tax Levy 991.65 Tax Levy Cancelled, Abated
 Municipal Expenditures 602.78 or Adjusted .83

EXPENDITURES		REVENUES-REALIZED		1992 PROPERTY TAX	
GENERAL GOVERNMENT		1992 Property Taxes Collected		STATE EQUALIZED TAX RATE 1.19	
Governing Body & Public Boards		1992 Payments in Lieu of Taxes	41,246,617.72	Local District School Taxes	23,089,768.62
Municipal Clerk		Delinquent Tax & Lien Collections	161,639.35	Regional & Consolidated School Tax	
Financial Administration	177,504.00	Business Personality Replacement Taxes	2,631,164.70	School Taxes in Municipal Budget	
Assessment of Taxes	353,379.00	Taxes from Public Utilities	247,479.90	County Taxes	.36 *
Collection of Taxes	208,696.00	Other Miscellaneous Tax Revenues	3,002,318.00	County Library Taxes	
Planning, Housing & Development	172,496.00	State Aid Revenues	3,408,386.92	Local Municipal Purpose Taxes	.67
Human Resources	834,327.00	Federal Aid Revenues		Veteran & Senior Citizen Taxes	
Elections	6,000.00	State and Local Fiscal Assistance Act Utilized		Total Taxes for Rate Computation	2.22
General Administration (other)	2,425,736.84	Sale of Acquired Property		Special District Taxes	1,460,404.00
JUDICIARY		Other Miscellaneous Revenues	6,887,394.74	Bank Corp. Taxes	
Municipal Courts	279,316.00	Total	57,585,001.23	Added and Omitted Taxes	10,963.31
PUBLIC SAFETY		Prior Years Surplus Appropriated	1,500,000.00	Total Taxes Levied - ABSTRACT	44,671,694.51
Fire Protection	1,914.00	REVENUES TOTAL	59,085,001.23	Total Taxes Billed	44,870,517.10
Police Protection	5,753,958.92	Reserve For Uncollected Taxes	4,428,020.40	1992 TAXES COLLECTED	41,246,617.72
Civil Defense & Disaster Control	21,325.00	CAPITAL OUTLAY TOTAL	3,409,874.20	1992 Taxes Cancelled, Abated or Adjusted	374,199.37
Environmental Inspection & Control	616,599.00	Public Enterprises		Transfer to Tax Title Liens or Foreclosed	985,334.17
Other Public Safety	250.00	Recreation-Culture	78,378.67	Balance Outstanding Dec. 31, 1992	2,264,365.84
PUBLIC WORKS		Public Works	2,207,892.10	PRIOR YEARS TAXES OUTSTANDING	
Streets and Drainage	1,141,613.00	Buildings and Grounds	1,123,603.43	Balance January 1, 1992	2,695,499.68
Sewers and Sewage Processing		Library and Education		Collected in 1992	2,041,483.05
Garbage and Trash Disposal	2,593,642.85	Conservation		Cancelled, Abated or Adjusted 1992	12.07
Public Buildings and Grounds	508,580.00	All Other		Transfers to Tax Title Liens or Foreclosed	365,935.40
Other Public Works	266,458.00	CAPITAL DEBT AUTHORIZED, DECEMBER 31, 1992		Balance December 31, 1992	298,069.16
HEALTH and WELFARE		ISSUED AND UNISSUED		TAX TITLE LIENS OUTSTANDING	
Health Services Except Environmental	182,942.30	School	12,022,000	Balance January 1, 1992	2,499,990.82
Welfare-Public Assistance	234,149.00	Self-Liquidating		Transfer From Taxes	1,418,068.41
Hospital, Clinics, First Aid	16,000.00	Other	21,450,567	Redeemed in 1992	589,681.65
Animal, Insect, & Rodent Control		Total	33,472,567	Cancelled, Abated or Adjusted (1992)	
Other Welfare Services	3,000.00	ISSUED AND OUTSTANDING		Transfers to Foreclosed Property	
RECREATION and CONSERVATION		School	12,022,000.00	Balance December 31, 1992	3,323,377.58
Beaches and Boardwalks		Self-Liquidating		PROPERTY ACQUIRED BY DEED OR FORECLOSURE	
Parks, Playgrounds, Shade Trees	665,630.00	Other	16,471,600.00	Balance January 1, 1992	9,030,060.00
Land Reclamation & Conservation	21,025.33	Total	28,493,600.00	Transfers From Taxes or Liens	
Other Recreational Services	333,181.00	EQUALIZED VALUATION BASIS FOR NET DEBT COMPUTATION	1,922,026,544	Sale for Cash (1992)	
EDUCATION (excluding schools)		REAL PROPERTY VALUATIONS		Cancelled, Abated or Adjusted (1992)	
Libraries	692,921.00	Code Class # of Parcels % VAL'N ASSESSED VALUATION		Balance December 31, 1992	9,030,060.00
Other Educational Services		1 Vacant Land 3889 4.22 75,572,900.00		CURRENT FINANCES DECEMBER 31, 1992	
STATUTORY EXPENDITURES		2 Residential 13452 61.65 1,103,362,700.00		ASSETS	
Pensions & F. L. C. A.	523,899.00	3 Farm 45 .20 3,716,300.00		Cash Dec. 31, 1992	4,464,893.74
Employee Fringe Benefits	2,726,191.00	4a Commercial 518 15.92 234,860,700.00		Taxes Receivable	2,552,435.00
Other Statutory Expenditures		4b Industrial 149 11.18 200,087,900.00		Tax Title Liens	3,323,377.58
CETA And Other Public Employment Programs		4c Apartments 85 6.82 122,064,700.00		Foreclosed Property	9,030,060.00
MUNICIPAL FUNCTIONS TOTAL	20,758,784.24	Total 18137 1,789,665,200.00		Emergencies & Other Deferred Charges	859,780.00
CAPITAL IMPROVEMENTS *MEMO*	60,000.00	Land Area 24.40 Sq. Miles		State and Federal Aid Receivable	264,079.72
DEBT SERVICE		Net Valuation Taxable-Municipal	1,814,635,532	Other Receivables	823,733.92
Principal Payments	942,000.00	Net Valuation Taxable-County	1,832,946,393	Total	21,323,359.96
Interest Payments	895,563.48	State Equalized Valuation	1,945,005,950	LIABILITIES, RESERVES, AND SURPLUS	
DEFERRED CHARGES	128,451.00	State Equalization Ratio	93.21	Cash Liabilities	1,943,177.50
SCHOOL, COUNTY, SPECIAL DISTRICT TAXES	31,549,541.20			Reserves for Receivables	15,993,296.50
RESERVE FOR UNCOLLECTED TAXES	4,423,020.40			Surplus Dec. 31, 1992	3,386,895.96
EXPENDITURES TOTAL	58,703,360.32			Total	21,323,359.96

*Includes County Health Service Taxes, County Vocational School Taxes, or County Open Space Tax. See Table 13.

Population 1980 4,044
 Population 1990 3,927
 S & P Rating
 Moody Rating

General Tax Rate Per \$100. 1.93
 State Equalized Tax Rate 1.88

LAMBERTVILLE CITY - HUNTERDON CO.

Form of Government:

Small Municipality Plan C (OMCL 50)

Number of Members on Governing Body - 5

PER CAPITA: Gross Debt 305.53 PER CENT: Gross Debt .44
 Net Debt 116.76 Net Debt .17
 Debt Service 28.04 Tax Levy Collected 91.69
 Total Tax Levy 1,378.93 Tax Levy Cancelled, Abated
 Municipal Expenditures 737.11 or Adjusted .12

EXPENDITURES		REVENUES-REALIZED			1992 PROPERTY TAX	
GENERAL GOVERNMENT		1992 Property Taxes Collected			STATE EQUALIZED TAX RATE	
Governing Body & Public Boards		6,976,175.11			Local District School Taxes	.58 1,591,892.50
Municipal Clerk		1992 Payments in Lieu of Taxes			Regional & Consolidated School Tax	.66 1,821,623.21
Financial Administration	50,725.00	Delinquent Tax & Lien Collections			School Taxes in Municipal Budget	
Assessment of Taxes	25,460.00	436,989.25			County Taxes	.30 823,841.51
Collection of Taxes	47,566.00	Business Personalty Replacement Taxes			County Library Taxes	
Planning, Housing & Development	358,475.00	76,855.68			Local Municipal Purpose Taxes	.34 928,489.03
Human Resources	57,661.00	Taxes from Public Utilities			Veteran & Senior Citizen Taxes	47,450.00
Elections		170,708.00			Total Taxes for Rate Computation	1.88 5,213,296.25
General Administration (other)	258,791.78	Other Miscellaneous Tax Revenues			Special District Taxes	214,248.85
JUDICIARY		754,838.68			Bank Corp. Taxes	
Municipal Courts	59,398.09	Federal Aid Revenues			Added and Omitted Taxes	34,963.50
PUBLIC SAFETY		State and Local Fiscal Assistance Act Utilized			Total Taxes Levied - ABSTRACT	5,415,058.60
Fire Protection	21,323.02	Sale of Acquired Property			Total Taxes Billed	5,427,294.77
Police Protection	530,760.54	Other Miscellaneous Revenues			1992 TAXES COLLECTED	4,976,175.11
Civil Defense & Disaster Control	200.00	512,629.83			1992 Taxes Cancelled, Abated or Adjusted	6,378.89
Environmental Inspection & Control	48,743.23	6,928,196.55			Transfer to Tax Title Liens or Foreclosed	41,738.66
Other Public Safety		203,000.00			Balance Outstanding Dec. 31, 1992	403,002.11
PUBLIC WORKS		REVENUES TOTAL			PRIOR YEARS TAXES OUTSTANDING	
Streets and Drainage	148,300.00	7,131,196.55			Balance January 1, 1992	368,771.00
Sewers and Sewage Processing		489,000.00			Collected in 1992	280,324.10
Garbage and Trash Disposal	321,044.83	CAPITAL OUTLAY TOTAL			Cancelled, Abated or Adjusted 1992	
Public Buildings and Grounds	20,840.00	130,725.16			Transfers to Tax Title Liens or Foreclosed	10,266.49
Other Public Works		Public Enterprises			Balance December 31, 1992	78,180.41
HEALTH and WELFARE		Recreation-Culture			TAX TITLE LIENS OUTSTANDING	
Health Services Except Environmental		Public Works			Balance January 1, 1992	302,832.08
Welfare-Public Assistance	4,150.00	Buildings and Grounds			Transfer From Taxes	53,135.78
Hospital, Clinics, First Aid		Library and Education			Redeemed in 1992	156,665.15
Animal, Insect, & Rodent Control	3,231.00	Conservation			Cancelled, Abated or Adjusted (1992)	46,406.93
Other Welfare Services		All Other			Transfers to Foreclosed Property	
RECREATION and CONSERVATION		CAPITAL DEBT AUTHORIZED, DECEMBER 31, 1992			Balance December 31, 1992	152,895.78
Beaches and Boardwalks	13,000.00	ISSUED AND UNISSUED			PROPERTY ACQUIRED BY DEED OR FORECLOSURE	
Parks, Playgrounds, Shade Trees	3,591.27	SCHOOL			Balance January 1, 1992	
Land Reclamation & Conservation	1,600.00	Self-Liquidating			Transfers From Taxes or Liens	
Other Recreational Services		Other			Sale for Cash (1992)	
EDUCATION (excluding schools)		Total			Cancelled, Abated or Adjusted (1992)	
Libraries	51,075.00	1,200,008			Balance December 31, 1992	
Other Educational Services		ISSUED AND OUTSTANDING			CURRENT FINANCES DECEMBER 31, 1992	
STATUTORY EXPENDITURES		SCHOOL			ASSETS	
Pensions & F. L. C. A.	63,445.00	Self-Liquidating			Cash Dec. 31, 1992	1,416,891.82
Employee Fringe Benefits	122,834.71	Other			Taxes Receivable	481,182.52
Other Statutory Expenditures		Total			Tax Title Liens	152,895.78
CETA And Other Public Employment Programs		EQUALIZED VALUATION BASIS FOR NET DEBT COMPUTATION			Foreclosed Property	
MUNICIPAL FUNCTIONS TOTAL	2,212,215.47	274,498,656			Emergencies & Other Deferred Charges	22,100.00
CAPITAL IMPROVEMENTS *MEMO*	2,000.00	REAL PROPERTY VALUATIONS			State and Federal Aid Receivable	6,491.54
DEBT SERVICE		Code Class # of Parcels % VAL'N ASSESSED VALUATION			Other Receivables	63,820.32
Principal Payments	45,000.00	1 Vacant Land 340 2.80 7,242,300.00			Total	2,143,381.98
Interest Payments	65,096.06	2 Residential 1405 72.94 189,876,700.00			LIABILITIES, RESERVES, AND SURPLUS	
DEFERRED CHARGES	83,333.33	3 Farm 2 .07 181,904.00			Cash Liabilities	955,729.95
SCHOOL, COUNTY, SPECIAL DISTRICT TAXES	4,451,606.07	4a Commercial 175 18.03 46,682,200.00			Reserves for Receivables	697,898.62
RESERVE FOR UNCOLLECTED TAXES	489,000.00	4b Industrial 13 2.54 6,587,600.00			Surplus Dec. 31, 1992	489,753.41
EXPENDITURES TOTAL	7,346,250.93	4c Apartments 29 3.62 9,373,500.00			Total	2,143,381.98
		Total 1964 258,944,204.00				
		Land Area 1.10 Sq. Miles				
		Net Valuation Taxable-Municipal 251,519,314				
		Net Valuation Taxable-County 265,783,002				
		State Equalized Valuation 275,090,535				
		State Equalization Ratio 95.02				

0420
 Population 1980 2,249
 Population 1990 2,341
 S & P Rating
 Moody Rating BAA1

General Tax Rate Per \$100. 4.52
 State Equalized Tax Rate 2.72

LAUREL SPRINGS BORO. - CAMDEN CO.
 Form of Government:
 Borough Council
 Number of Members on Governing Body - 6

PER CAPITA:
 Grass Debt 470.95
 Net Debt 360.32
 Debt Service 34.03
 Total Tax Levy 1,023.56
 Municipal Expenditures 504.24
 PER CENT:
 Grass Debt 1.49
 Net Debt 1.13
 Tax Levy Collected 96.65
 Tax Levy Cancelled, Abated or Adjusted .05

EXPENDITURES		REVENUES-REALIZED		1992 PROPERTY TAX	
GENERAL GOVERNMENT				STATE EQUALIZED TAX RATE	
Governing Body & Public Boards		1992 Property Taxes Collected	2,317,423.20	Local District School Taxes	1.25 1,097,233.00
Municipal Clerk		1992 Payments in Lieu of Taxes		Regional & Consolidated School Tax	
Financial Administration	54,219.82	Delinquent Tax & Lien Collections	62,161.94	School Taxes in Municipal Budget	
Assessment of Taxes	21,984.69	Business Personalty Replacement Taxes	10,870.84	County Taxes	.78 685,063.31
Collection of Taxes	21,263.23	Taxes from Public Utilities	146,635.00	County Library Taxes	.03 22,305.26
Planning, Housing & Development	6,551.02	Other Miscellaneous Tax Revenues		Local Municipal Purpose Taxes	.65 583,400.00
Human Resources	39,219.00	State Aid Revenues	233,265.38	Veteran & Senior Citizen Taxes	
Elections		Federal Aid Revenues		Total Taxes for Rate Computation	2.72 2,415,751.57
General Administration (other)	217,448.37	State and Local Fiscal Assistance Act Utilized		Special District Taxes	
JUDICIARY		Sale of Acquired Property		Bank Corp. Taxes	
Municipal Courts	35,464.37	Other Miscellaneous Revenues	112,253.02	Added and Omitted Taxes	8,143.10
PUBLIC SAFETY		Total	2,882,609.38	Total Taxes Levied - ABSTRACT	2,396,144.67
Fire Protection	36,269.85	Prior Years Surplus Appropriated	274,600.00	Total Taxes Billed	2,397,630.74
Police Protection	189,769.70	REVENUES TOTAL	3,157,209.38	1992 TAXES COLLECTED	2,317,423.20
Civil Defense & Disaster Control	3,551.65	Reserve For Uncollected Taxes	127,522.84	1992 Taxes Cancelled, Abated or Adjusted	1,252.31
Environmental Inspection & Control	17,273.07	CAPITAL OUTLAY TOTAL	57,997.27	Transfer to Tax Title Liens or Foreclosed	
Other Public Safety				Balance Outstanding Dec. 31, 1992	78,955.23
PUBLIC WORKS		CAPITAL DEBT AUTHORIZED, DECEMBER 31, 1992		PRIOR YEARS TAXES OUTSTANDING	
Streets and Drainage	34,881.39	ISSUED AND UNISSUED		Balance January 1, 1992	56,713.84
Sewers and Sewage Processing	2,156.60	School	110,000	Collected in 1992	47,975.14
Garbage and Trash Disposal	189,954.14	Self-Liquidating		Cancelled, Abated or Adjusted 1992	314.01
Public Buildings and Grounds	17,799.82	Other	992,500	Transfers to Tax Title Liens or Foreclosed	5,703.82
Other Public Works	12,170.38	Total	1,102,500	Balance December 31, 1992	2,720.87
HEALTH and WELFARE		ISSUED AND OUTSTANDING		TAX TITLE LIENS OUTSTANDING	
Health Services Except Environmental	5,377.72	School	110,000.00	Balance January 1, 1992	8,482.98
Welfare-Public Assistance	1,718.72	Self-Liquidating		Transfer From Taxes	5,703.82
Hospital, Clinics, First Aid		Other	992,500.00	Redeemed in 1992	14,186.80
Animal, Insect, & Rodent Control		Total	1,102,500.00	Cancelled, Abated or Adjusted (1992)	
Other Welfare Services		ISSUED AND OUTSTANDING		Transfers to Foreclosed Property	
RECREATION and CONSERVATION		School	110,000.00	Balance December 31, 1992	551.00
Beaches and Boardwalks		Self-Liquidating		PROPERTY ACQUIRED BY DEED OR FORECLOSURE	
Parks, Playgrounds, Shade Trees	2,353.98	Other	992,500.00	Balance January 1, 1992	
Land Reclamation & Conservation	1,724.17	Total	1,102,500.00	Transfers From Taxes or Liens	
Other Recreational Services	4,110.53	EQUALIZED VALUATION BASIS		Sole for Cash (1992)	
EDUCATION (excluding schools)		FOR NET DEBT COMPUTATION	74,709,137	Cancelled, Abated or Adjusted (1992)	
Libraries		REAL PROPERTY VALUATIONS		Balance December 31, 1992	551.00
Other Educational Services		Code Class # of Parcels % VAL'N		CURRENT FINANCES DECEMBER 31, 1992	
STATUTORY EXPENDITURES				ASSETS	
Pensions & F. L. C. A.	54,320.66	1 Vacant Land 26 .64		Cash Dec. 31, 1992	802,432.23
Employee Fringe Benefits		2 Residential 619 79.51		Taxes Receivable	81,676.10
Other Statutory Expenditures	2,106.04	3 Farm		Tax Title Liens	
CETA And Other Public Employment Programs		4a Commercial 34 16.16		Foreclosed Property	551.00
MUNICIPAL FUNCTIONS TOTAL	971,693.92	4b Industrial		Emergencies & Other Deferred Charges	
CAPITAL IMPROVEMENTS *MEMO*	10,000.00	4c Apartments 5 3.68		State and Federal Aid Receivable	
DEBT SERVICE		Total 684		Other Receivables	31,025.06
Principal Payments	25,000.00	Land Area .65 Sq. Miles		Total	915,684.39
Interest Payments	54,674.05	Net Valuation Taxable-Municipal	52,853,072	LIABILITIES, RESERVES, AND SURPLUS	
DEFERRED CHARGES	1,528.51	Net Valuation Taxable-County	85,154,873	Cash Liabilities	418,898.42
SCHOOL, COUNTY, SPECIAL DISTRICT TAXES	1,804,601.57	State Equalized Valuation	82,868,553	Reserves for Receivables	113,252.16
RESERVE FOR UNCOLLECTED TAXES	127,522.84	State Equalization Ratio	60.20	Surplus Dec. 31, 1992	383,533.81
EXPENDITURES TOTAL	2,985,020.89			Total	915,684.39

1515
 Population 1980 2,072
 Population 1990 2,299
 S & P Rating
 Moody Rating

General Tax Rate Per \$100. 1.15
 State Equalized Tax Rate 1.07

LAVALLETTE BOROUGH - OCEAN COUNTY

Form of Government:

Borough Council

Number of Members on Governing Body - 6

PER CAPITA: Gross Debt 1,946.41 PER CENT: Gross Debt .69
 Net Debt 1,309.01 Net Debt .47
 Debt Service 122.66 Tax Levy Collected 97.48
 Total Tax Levy 2,948.07 Tax Levy Cancelled, Abated
 Municipal Expenditures 1,511.85 or Adjusted .22

EXPENDITURES	REVENUES-REALIZED	1992 PROPERTY TAX
GENERAL GOVERNMENT		STATE EQUALIZED TAX RATE
Governing Body & Public Boards 4,400.00	1992 Property Taxes Collected 6,592,599.31	Local District School Taxes .31 1,972,651.00
Municipal Clerk	1992 Payments in Lieu of Taxes	Regional & Consolidated School Tax
Financial Administration 55,727.00	Delinquent Tax & Lien Collections 253,312.68	School Taxes in Municipal Budget
Assessment of Taxes 23,600.00	Business Personalty Replacement Taxes 10,779.56	County Taxes .41 * 2,600,452.33
Collection of Taxes 24,100.00	Taxes from Public Utilities 173,415.00	County Library Taxes .03 208,835.34
Planning, Housing & Development 5,625.00	Other Miscellaneous Tax Revenues	Local Municipal Purpose Taxes .31 1,987,057.67
Human Resources 61,354.34	State Aid Revenues 94,313.78	Veteran & Senior Citizen Taxes 40,900.00
Elections 1,000.00	Federal Aid Revenues	Total Taxes for Rate Computation 1.06 6,809,896.34
General Administration (other) 403,315.21	State and Local Fiscal Assistance Act Utilized	Special District Taxes
JUDICIARY	Sole of Acquired Property	Bank Corp. Taxes
Municipal Courts 117,278.99	Other Miscellaneous Revenues	Added and Omitted Taxes 8,607.64
PUBLIC SAFETY	Total 702,159.15	Total Taxes Levied - ABSTRACT 6,777,603.98
Fire Protection 57,786.00	Prior Years Surplus Appropriated 378,650.00	Total Taxes Billed 6,762,996.67
Police Protection 798,766.76	REVENUES TOTAL 8,205,230.48	1992 TAXES COLLECTED 6,592,599.31
Civil Defense & Disaster Control 11,600.00	Reserve For Uncollected Taxes 265,892.85	1992 Taxes Cancelled, Abated or Adjusted 14,569.92
Environmental Inspection & Control 5,100.00	CAPITAL OUTLAY TOTAL 516,489.24	Transfer to Tax Title Liens or Foreclosed
Other Public Safety	Public Enterprises 15,417.06	Balance Outstanding Dec. 31, 1992 174,451.53
PUBLIC WORKS	Recreation-Culture 47,485.97	PRIOR YEARS TAXES OUTSTANDING
Streets and Drainage 52,800.00	Public Works 452,585.21	Balance January 1, 1992 272,480.90
Sewers and Sewage Processing 10,600.00	Buildings and Grounds	Collected in 1992 253,312.68
Garbage and Trash Disposal 193,000.00	Library and Education	Cancelled, Abated or Adjusted 1992
Public Buildings and Grounds 30,500.00	Conservation	Transfers to Tax Title Liens or Foreclosed
Other Public Works 507,000.00	All Other	Balance December 31, 1992 19,168.22
HEALTH and WELFARE		TAX TITLE LIENS OUTSTANDING
Health Services Except Environmental 1,150.00		Balance January 1, 1992
Welfare-Public Assistance	CAPITAL DEBT AUTHORIZED, DECEMBER 31, 1992	Transfer From Taxes
Hospital, Clinics, First Aid	ISSUED AND UNISSUED GROSS DEBT NET DEBT	Redeemed in 1992
Animal, Insect, & Rodent Control 3,500.00	School 600,000	Cancelled, Abated or Adjusted (1992)
Other Welfare Services	Self-Liquidating 2,142,056	Transfers to Foreclosed Property
RECREATION and CONSERVATION	Other 1,732,735	Balance December 31, 1992
Beaches and Boardwalks 250,500.00	Total 4,474,791	3,009,410
Parks, Playgrounds, Shade Trees 5,000.00	ISSUED AND OUTSTANDING	PROPERTY ACQUIRED BY DEED OR FORECLOSURE
Land Reclamation & Conservation 4,017.03	School 600,000.00	Balance January 1, 1992
Other Recreational Services 38,500.00	Self-Liquidating 1,142,056.62	Transfers From Taxes or Liens
EDUCATION (excluding schools)	Other 1,106,476.49	Sale for Cash (1992)
Libraries	Total 2,848,533.11	Cancelled, Abated or Adjusted (1992)
Other Educational Services	EQUALIZED VALUATION BASIS FOR NET DEBT COMPUTATION 644,401,507	Balance December 31, 1992
STATUTORY EXPENDITURES	REAL PROPERTY VALUATIONS	CURRENT FINANCES DECEMBER 31, 1992 ASSETS
Pensions & F. L. C. A.	Code Class # of Parcels % VAL'N ASSESSED VALUATION	Cash Dec. 31, 1992 1,364,002.06
Employee Fringe Benefits 231,627.79	1 Vacant Land 105 2.69 15,716,500.00	Taxes Receivable 193,619.75
Other Statutory Expenditures	2 Residential 2455 93.47 547,006,500.00	Tax Title Liens
CETA And Other Public Employment Programs	3 Farm 19,821,200.00	Foreclosed Property
MUNICIPAL FUNCTIONS TOTAL 2,897,848.12	4a Commercial 62 3.39	Emergencies & Other Deferred Charges 165,000.00
CAPITAL IMPROVEMENTS *MEMO* 30,000.00	4b Industrial 2,701,500.00	State and Federal Aid Receivable 2,151.64
DEBT SERVICE	4c Apartments 7 .46	Other Receivables 42,444.24
Principal Payments 216,860.36	Total 2629 585,245,700.00	Total 1,767,217.69
Interest Payments 65,133.24	Land Area .65 Sq. Miles	LIABILITIES, RESERVES, AND SURPLUS
DEFERRED CHARGES 30,000.00	Net Valuation Taxable-Municipal 589,933,721	Cash Liabilities 645,469.21
SCHOOL, COUNTY, SPECIAL DISTRICT TAXES 4,781,933.67	Net Valuation Taxable-County 648,889,303	Reserves for Receivables 236,063.90
RESERVE FOR UNCOLLECTED TAXES 265,892.85	State Equalized Valuation 633,493,603	Surplus Dec. 31, 1992 385,694.49
EXPENDITURES TOTAL 8,257,673.24	State Equalization Ratio 93.08	Total 1,767,217.69

0421
 Population 1980 3,042
 Population 1990 2,841
 S & P Rating
 Moody Rating

General Tax Rate Per \$100. 7.03
 State Equalized Tax Rate 2.93

LAWNSIDE BOROUGH - CAMDEN COUNTY
 Form of Government:
 Borough Council
 Number of Members on Governing Body - 6

PER CAPITA:
 Gross Debt 673.09
 Net Debt 91.31
 Debt Service 5.47
 Total Tax Levy 1,136.01
 Municipal Expenditures 677.59

PER CENT:
 Gross Debt 1.94
 Net Debt .26
 Tax Levy Collected 88.10
 Tax Levy Cancelled, Abated or Adjusted 1.19

EXPENDITURES	REVENUES-REALIZED	1992 PROPERTY TAX
GENERAL GOVERNMENT		STATE EQUALIZED TAX RATE 1.60
Governing Body & Public Boards	1992 Property Taxes Collected 2,672,009.18	Local District School Taxes 1,728,626.00
Municipal Clerk	1992 Payments in Lieu of Taxes 295,562.30	Regional & Consolidated School Tax
Financial Administration 47,167.00	Delinquent Tax & Lien Collections 43,644.40	School Taxes in Municipal Budget
Assessment of Taxes 8,555.00	Business Penalty Replacement Taxes 389,399.60	County Taxes .74 795,687.06
Collection of Taxes 68,960.00	Other Miscellaneous Tax Revenues	County Library Taxes .02 25,920.37
Planning, Housing & Development 36,365.00	State Aid Revenues 665,018.01	Local Municipal Purpose Taxes .57 613,000.00
Human Resources 32,087.00	Federal Aid Revenues	Veteran & Senior Citizen Taxes 32,400.00
Elections 4,327.00	State and Local Fiscal Assistance Act Utilized	Total Taxes for Rate Computation 2.93 3,195,633.43
General Administration (other) 444,703.00	Sale of Acquired Property 14,500.00	Special District Taxes
JUDICIARY	Other Miscellaneous Revenues 184,782.23	Bank Corp. Taxes
Municipal Courts 49,564.90	Total 4,264,915.72	Added and Omitted Taxes 64,171.06
PUBLIC SAFETY	Prior Years Surplus Appropriated 367,800.00	Total Taxes Levied - ABSTRACT 3,227,404.47
Fire Protection 39,156.56	REVENUES TOTAL 4,632,715.72	Total Taxes Billed 3,032,989.72
Police Protection 273,105.00	Reserve For Uncollected Taxes 316,728.44	1992 TAXES COLLECTED 2,672,009.18
Civil Defense & Disaster Control 200.00	CAPITAL OUTLAY TOTAL 217,090.00	1992 Taxes Cancelled, Abated or Adjusted 36,067.50
Environmental Inspection & Control 18,954.00	Public Enterprises	Transfer to Tax Title Liens or Foreclosed 78,599.84
Other Public Safety	Recreation-Culture	Balance Outstanding Dec. 31, 1992 246,313.20
PUBLIC WORKS	Public Works 2,500.00	PRIOR YEARS TAXES OUTSTANDING
Streets and Drainage 66,500.00	Buildings and Grounds 214,590.00	Balance January 1, 1992 308,674.57
Sewers and Sewage Processing 11,700.00	Library and Education	Collected in 1992 243,958.45
Garbage and Trash Disposal 170,000.00	Conservation	Cancelled, Abated or Adjusted 1992 1,252.99
Public Buildings and Grounds 76,100.00	All Other	Transfers to Tax Title Liens or Foreclosed 60,831.79
Other Public Works 62,600.00		Balance December 31, 1992 2,631.34
HEALTH and WELFARE	CAPITAL DEBT AUTHORIZED, DECEMBER 31, 1992	TAX TITLE LIENS OUTSTANDING
Health Services Except Environmental 7,745.00	ISSUED AND UNISSUED GROSS DEBT NET DEBT	Balance January 1, 1992 151,365.56
Welfare-Public Assistance 3,500.00	School 1,471,000	Transfer From Taxes 151,075.24
Hospital, Clinics, First Aid	Self-Liquidating 255,000	Redeemed in 1992 51,603.85
Animal, Insect, & Rodent Control	Other 177,727	Cancelled, Abated or Adjusted (1992)
Other Welfare Services	Total 1,903,727	Transfers to Foreclosed Property
RECREATION and CONSERVATION	ISSUED AND OUTSTANDING	Balance December 31, 1992 250,836.95
Beaches and Boardwalks	School 71,000.00	PROPERTY ACQUIRED BY DEED OR FORECLOSURE
Parks, Playgrounds, Shade Trees 36,800.00	Self-Liquidating 255,000.00	Balance January 1, 1992 752,850.00
Land Reclamation & Conservation	Other 58,800.00	Transfers From Taxes or Liens
Other Recreational Services 42,700.00	Total 384,800.00	Sale for Cash (1992)
EDUCATION (excluding schools)	EQUALIZED VALUATION BASIS FOR NET DEBT COMPUTATION 97,985,386	Cancelled, Abated or Adjusted (1992) 67,900.00
Libraries	REAL PROPERTY VALUATIONS	Balance December 31, 1992 684,950.00
Other Educational Services	Code Class # of Parcels % VAL'N ASSESSED VALUATION	CURRENT FINANCES DECEMBER 31, 1992
STATUTORY EXPENDITURES	1 Vacant Land 363 2.75 1,235,075.00	ASSETS
Pensions & F. I. C. A. 81,975.26	2 Residential 907 57.42 25,757,450.00	Cash Dec. 31, 1992 1,147,790.50
Employee Fringe Benefits	3 Farm 10,347,383.00	Taxes Receivable 248,944.54
Other Statutory Expenditures 750.00	4a Commercial 53 23.07 6,138,900.00	Tax Title Liens 250,836.95
CETA And Other Public Employment Programs	4b Industrial 2 13.69 1,375,800.00	Foreclosed Property 684,950.00
MUNICIPAL FUNCTIONS TOTAL 1,583,514.72	4c Apartments 6 3.07 44,854,608.00	Emergencies & Other Deferred Charges
CAPITAL IMPROVEMENTS *MEMO* 264,000.00	Total 1331	State and Federal Aid Receivable 13,673.45
DEBT SERVICE	Land Area 1.43 Sq. Miles	Other Receivables 82,588.37
Principal Payments 10,000.00	Net Valuation Taxable-Municipal 45,003,354	Total 2,423,773.81
Interest Payments 5,535.00	Net Valuation Taxable-County 98,956,313	LIABILITIES, RESERVES, AND SURPLUS
DEFERRED CHARGES 9,248.84	State Equalized Valuation 107,765,368	Cash Liabilities 723,274.08
SCHOOL, COUNTY, SPECIAL DISTRICT TAXES 2,550,233.43	State Equalization Ratio 61.63	Reserves for Receivables 1,267,319.86
RESERVE FOR UNCOLLECTED TAXES 316,728.44		Surplus Dec. 31, 1992 438,179.87
EXPENDITURES TOTAL 4,675,260.43		Total 2,428,773.81

0608
 Population 1980 2,116
 Population 1990 2,433
 S & P Rating
 Moody Rating

General Tax Rate Per \$100. 2.32
 State Equalized Tax Rate 2.36

LAWRENCE TOWNSHIP - CUMBERLAND CO.
 Form of Government:
 Township Committee
 Number of Members on Governing Body - 3

PER CAPITA:
 Gross Debt 85.63 PER CENT:
 Net Debt 85.63 Gross Debt
 Debt Service 2.62 Net Debt
 Total Tax Levy 857.65 Tax Levy Collected 82.72
 Municipal Expenditures 627.24 Tax Levy Cancelled, Abated or Adjusted .24

EXPENDITURES	REVENUES-REALIZED	1992 PROPERTY TAX
GENERAL GOVERNMENT		STATE EQUALIZED TAX RATE
Governing Body & Public Boards		Local District School Taxes .87 759,973.50
Municipal Clerk		Regional & Consolidated School Tax
Financial Administration 34,532.69	1992 Property Taxes Collected 1,727,491.10	School Taxes in Municipal Budget
Assessment of Taxes 27,569.75	1992 Payments in Lieu of Taxes 7,393.32	County Taxes .96 * 844,031.07
Collection of Taxes 72,791.25	Delinquent Tax & Lien Collections 410,950.00	County Library Taxes
Planning, Housing & Development 9,628.60	Business Personalty Replacement Taxes 29,219.28	Local Municipal Purpose Taxes .53 460,240.00
Human Resources 15,469.00	Taxes from Public Utilities 143,065.00	Veteron & Senior Citizen Taxes 38,800.00
Elections 2,063.18	Other Miscellaneous Tax Revenues	Total Taxes for Rate Computation 2.36 2,103,044.57
General Administration (other) 226,682.41	State Aid Revenues	Special District Taxes
JUDICIARY	Federal Aid Revenues	Bank Corp. Taxes
Municipal Courts 20,482.35	State and Local Fiscal Assistance Act Utilized	Added and Omitted Taxes 22,412.63
PUBLIC SAFETY	State and Local Fiscal Assistance Act Utilized	Total Taxes Levied - ABSTRACT 2,086,657.20
Fire Protection 32,388.71	Sale of Acquired Property 1,000.00	Total Taxes Billed 2,088,443.72
Police Protection 103,602.03	Other Miscellaneous Revenues 134,256.80	1992 TAXES COLLECTED 1,727,491.10
Civil Defense & Disaster Control 3,536.72	Prior Years Surplus Appropriated 130,125.00	1992 Taxes Cancelled, Abated or Adjusted 5,019.42
Environmental Inspection & Control 13,780.00	REVENUES TOTAL 2,917,976.96	Transfer to Tax Title Liens or Foreclosed 115,706.92
Other Public Safety	Reserve For Uncollected Taxes 522,184.80	Balance Outstanding Dec. 31, 1992 240,226.28
PUBLIC WORKS	CAPITAL OUTLAY TOTAL 3,500.00	PRIOR YEARS TAXES OUTSTANDING
Streets and Drainage 113,697.43	Public Enterprises	Balance January 1, 1992 322,539.85
Sewers and Sewage Processing	Recreation-Culture	Collected in 1992 305,734.67
Garbage and Trash Disposal 134,830.08	Public Works	Cancelled, Abated or Adjusted 1992 16,552.33
Public Buildings and Grounds	Buildings and Grounds 3,500.00	Transfers to Tax Title Liens or Foreclosed 252.85
Other Public Works	Library and Education	TAX TITLE LIENS OUTSTANDING
HEALTH and WELFARE	Conservation	Balance January 1, 1992 1,008,774.76
Health Services Except Environmental 600.00	All Other	Transfer From Taxes 123,215.36
Welfare-Public Assistance 5,600.00		Redeemed in 1992 105,215.33
Hospital, Clinics, First Aid 8,637.32		Cancelled, Abated or Adjusted (1992)
Animal, Insect, & Rodent Control		Transfers to Foreclosed Property
Other Welfare Services		Balance December 31, 1992 1,026,774.79
RECREATION and CONSERVATION		PROPERTY ACQUIRED BY DEED OR FORECLOSURE
Beaches and Boardwalks		Balance January 1, 1992 460,150.00
Parks, Playgrounds, Shade Trees		Transfers From Taxes or Liens 12,253.32
Land Reclamation & Conservation		Sale for Cash (1992) 46,450.00
Other Recreational Services		Cancelled, Abated or Adjusted (1992)
EDUCATION (excluding schools)		Balance December 31, 1992 425,953.32
Libraries 6,000.00		CURRENT FINANCES DECEMBER 31, 1992
Other Educational Services		ASSETS
STATUTORY EXPENDITURES		Cash Dec. 31, 1992 803,327.66
Pensions & F. L. C. A. 22,785.00		Taxes Receivable 240,479.13
Employee Fringe Benefits		Tax Title Liens 1,026,774.79
Other Statutory Expenditures		Foreclosed Property 425,953.32
CETA And Other Public Employment Programs		Emergencies & Other Deferred Charges 63,190.87
MUNICIPAL FUNCTIONS TOTAL 851,676.52		State and Federal Aid Receivable 46,852.74
CAPITAL IMPROVEMENTS *MEMO* 40,000.00		Other Receivables 113,370.63
DEBT SERVICE		Total 2,719,949.14
Principal Payments 6,330.75		LIABILITIES, RESERVES, AND SURPLUS
Interest Payments		Cash Liabilities 207,798.90
DEFERRED CHARGES 145,833.05		Reserves for Receivables 1,806,577.87
SCHOOL, COUNTY, SPECIAL DISTRICT TAXES 1,604,004.57		Surplus Dec. 31, 1992 705,572.37
RESERVE FOR UNCOLLECTED TAXES 522,184.80		Total 2,719,949.14
EXPENDITURES TOTAL 3,130,034.69		
	REAL PROPERTY VALUATIONS	
	Code Class # of Parcels % VAL'N ASSESSED VALUATION	
	1 Vacant Land 3831 17.07 14,878,200.00	
	2 Residential 815 63.45 55,292,000.00	
	3 Farm 281 9.28 8,081,100.00	
	4a Commercial 31 2.94 2,560,600.00	
	4b Industrial 4 7.17 6,250,000.00	
	4c Apartments 1 .09 80,000.00	
	Total 4963 87,141,900.00	
	Land Area 37.35 Sq. Miles	
	Net Valuation Taxable-Municipal 89,048,233	
	Net Valuation Taxable-County 85,962,339	
	State Equalized Valuation 87,684,362	
	State Equalization Ratio 101.59	

Population 1980 19,724
 Population 1990 25,787
 S & P Rating AA-
 Moody Rating AAA

General Tax Rate Per \$100. 8.83
 State Equalized Tax Rate 2.17

LAWRENCE TWP. - MERCER CO.
 Form of Government:
Council-Manager Plan E (OMCL 50)
 Number of Members on Governing Body - 5

PER CAPITA:
 Grass Debt 1,512.31
 Net Debt 1,236.90
 Debt Service 136.93
 Total Tax Levy 2,006.44
 Municipal Expenditures 918.87

PER CENT:
 Grass Debt 1.63
 Net Debt 1.33
 Tax Levy Collected 91.89
 Tax Levy Cancelled, Abated or Adjusted 3.72

EXPENDITURES		REVENUES-REALIZED		1992 PROPERTY TAX	
GENERAL GOVERNMENT				STATE EQUALIZED TAX RATE 1.08	
Governing Body & Public Boards	46,308.00	1992 Property Taxes Collected	47,568,412.06	Local District School Taxes	1.08 24,427,735.00
Municipal Clerk	109,121.00	1992 Payments in Lieu of Taxes	162,090.61	Regional & Consolidated School Tax	
Financial Administration	321,160.00	Delinquent Tax & Lien Collections	1,447,746.90	School Taxes in Municipal Budget	
Assessment of Taxes	616,634.00	Business Personality Replacement Taxes	596,204.00	County Taxes	.51 * 11,511,472.90
Collection of Taxes	95,492.00	Taxes from Public Utilities	2,744,259.83	County Library Taxes	.05 1,106,477.43
Planning, Housing & Development	422,652.00	Other Miscellaneous Tax Revenues	1.86	Local Municipal Purpose Taxes	.53 11,935,708.42
Human Resources	124,833.15	State Aid Revenues	1,255,369.67	Veteran & Senior Citizen Taxes	165,600.00
Elections	10,861.00	Federal Aid Revenues		Total Taxes for Rate Computation	2.17 49,146,993.75
General Administration (other)	2,023,467.00	Sale of Acquired Property		Special District Taxes	
JUDICIARY	247,492.00	Other Miscellaneous Revenues	5,871,425.04	Bank Corp. Taxes	
Municipal Courts		Total	59,645,509.91	Added and Omitted Taxes	2,758,623.25
PUBLIC SAFETY		Prior Years Surplus Appropriated		Total Taxes Levied - ABSTRACT	51,740,017.00
Fire Protection	621,531.00	REVENUES TOTAL	59,645,509.91	Total Taxes Billed	51,768,677.15
Police Protection	3,309,022.27	Reserve For Uncollected Taxes	3,131,102.48	1992 TAXES COLLECTED	47,568,412.06
Civil Defense & Disaster Control	153,738.00	CAPITAL OUTLAY TOTAL	2,002,434.55	1992 Taxes Cancelled, Abated or Adjusted	1,924,979.31
Environmental Inspection & Control	558,902.00	Public Enterprises		Transfer to Tax Title Liens or Foreclosed	20,123.57
Other Public Safety	1,000.00	Recreation—Culture	32,290.10	Balance Outstanding Dec. 31, 1992	2,255,162.21
PUBLIC WORKS		Public Works	1,012,720.03	PRIOR YEARS TAXES OUTSTANDING	
Streets and Drainage	852,368.50	Buildings and Grounds	957,424.42	Balance January 1, 1992	1,543,897.67
Sewers and Sewage Processing	2,712,098.08	Library and Education		Collected in 1992	1,447,746.80
Garbage and Trash Disposal	1,788,436.00	Conservation		Cancelled, Abated or Adjusted 1992	1,404.90
Public Buildings and Grounds	134,862.00	All Other		Transfers to Tax Title Liens or Foreclosed	
Other Public Works	113,699.00	CAPITAL DEBT AUTHORIZED, DECEMBER 31, 1992		Balance December 31, 1992	94,745.97
HEALTH and WELFARE		ISSUED AND UNISSUED		TAX TITLE LIENS OUTSTANDING	
Health Services Except Environmental	189,980.00	School	7,102,000	Balance January 1, 1992	95,817.60
Welfare—Public Assistance	38,500.00	Self-Liquidating		Transfer From Taxes	20,898.45
Hospital, Clinics, First Aid		Other	31,895,937	Redeemed in 1992	
Animal, Insect, & Rodent Control	34,849.00	Total	38,997,937	Cancelled, Abated or Adjusted (1992)	
Other Welfare Services		ISSUED AND OUTSTANDING		Transfers to Foreclosed Property	
RECREATION and CONSERVATION		School	7,102,000.00	Balance December 31, 1992	116,716.05
Beaches and Boardwalks		Self-Liquidating		PROPERTY ACQUIRED BY DEED OR	
Parks, Playgrounds, Shade Trees	230,140.00	Other	28,908,827.11	FORECLOSURE	
Land Reclamation & Conservation	667.00	Total	36,010,827.11	Balance January 1, 1992	12,110.00
Other Recreational Services	315,511.00	EQUALIZED VALUATION BASIS		Transfers From Taxes or Liens	
EDUCATION (excluding schools)		FOR NET DEBT COMPUTATION	2,395,811.153	Sale for Cash (1992)	
Libraries		REAL PROPERTY VALUATIONS		Cancelled, Abated or Adjusted (1992)	
Other Educational Services	1,520.00	Code Class # of Parcels % VAL'N		Balance December 31, 1992	12,110.00
STATUTORY EXPENDITURES		ASSESSED VALUATION		CURRENT FINANCES DECEMBER 31, 1992	
Pensions & F. L. C. A.	565,431.08	1 Vacant Land 1012 2.38	13,160,400.00	ASSETS	
Employee Fringe Benefits	1,008,294.00	2 Residential 8238 56.60	312,806,050.00	Cash Dec. 31, 1992	21,291,388.83
Other Statutory Expenditures		3 Farm 168 .76	4,190,700.00	Taxes Receivable	2,349,908.18
CETA And Other Public Employment Programs		4a Commercial 328 34.92	192,981,114.00	Tax Title Liens	116,716.05
MUNICIPAL FUNCTIONS TOTAL	16,648,568.09	4b Industrial 39 3.72	20,563,200.00	Foreclosed Property	12,110.00
CAPITAL IMPROVEMENTS *MEMO*	40,000.00	4c Apartments 12 1.52	8,949,600.00	Emergencies & Other Deferred Charges	688,100.00
DEBT SERVICE		Total 9797	552,651,066.00	State and Federal Aid Receivable	77,225.90
Principal Payments	1,238,654.96	Land Area 21.87 Sq. Miles		Other Receivables	443,484.04
Interest Payments	2,292,459.74	Net Valuation Taxable-Municipal	555,040,248	Total	24,978,933.00
DEFERRED CHARGES	384,029.66	Net Valuation Taxable-County	2,340,633,650	LIABILITIES, RESERVES, AND SURPLUS	
SCHOOL, COUNTY, SPECIAL DISTRICT TAXES	37,045,685.33	State Equalized Valuation	2,251,681,254	Cash Liabilities	20,347,255.61
RESERVE FOR UNCOLLECTED TAXES	3,131,102.48	State Equalization Ratio	24.57	Reserves for Receivables	2,916,577.06
EXPENDITURES TOTAL	60,740,500.26			Surplus Dec. 31, 1992	1,715,100.33
				Total	24,978,933.00

*Includes County Health Service Taxes, County Vocational School Taxes, or County Open Space Tax. See Table 13.

Population 1980 **820**
 Population 1990 **1,036**
 S & P Rating
 Moody Rating

General Tax Rate Per \$100. **1.98**
 State Equalized Tax Rate **1.79**

LEBANON BOROUGH - HUNTERDON CO.
 Form of Government:
Borough Council
 Number of Members on Governing Body - 6

PER CAPITA:
 Grass Debt **3,425.86**
 Net Debt **518.15**
 Debt Service
 Total Tax Levy **2,182.03**
 Municipal Expenditures **805.14**

PER CENT:
 Gross Debt **3.15**
 Net Debt **.48**
 Tax Levy Collected **95.23**
 Tax Levy Cancelled, Abated or Adjusted **.09**

EXPENDITURES		REVENUES-REALIZED		1992 PROPERTY TAX	
				STATE EQUALIZED TAX RATE	
GENERAL GOVERNMENT					
Governing Body & Public Boards					
Municipal Clerk					
Financial Administration	16,397.30	1992 Property Taxes Collected	2,161,065.09	Local District Schaal Taxes	1.13 1,312,398.00
Assessment of Taxes	10,000.00	1992 Payments in Lieu of Taxes		Regional & Consolidated Schaal Tax	.26 307,692.66
Collection of Taxes	10,550.00	Delinquent Tax & Lien Collections	192,106.14	Schaal Taxes in Municipal Budget	
Planning, Hausing & Development	6,750.00	Business Personalty Replacement Taxes	11,312.72	County Taxes	.31 364,737.54
Human Resources	30,975.00	Taxes from Public Utilities	78,931.00	County Library Taxes	.03 30,835.26
Elections		Other Miscellaneous Tax Revenues		Local Municipal Purpose Taxes	.04 50,606.39
General Administration (other)	137,550.00	State Aid Revenues	34,645.00	Veteran & Senior Citizen Taxes	4,700.00
JUDICIARY		Federal Aid Revenues		Total Taxes for Rate Computation	1.77 2,070,969.85
Municipal Courts	30,156.00	State and Local Fiscal Assistance Act Utilized		Special District Taxes	
PUBLIC SAFETY		Sale of Acquired Property		Bank Corp. Taxes	
Fire Protection	24,079.70	Other Miscellaneous Revenues	172,073.99	Added and Omitted Taxes	194,309.42
Police Protection	105,025.00	Prior Years Surplus Appropriated	420,000.00	Total Taxes Levied - ABSTRACT	2,260,579.27
Civil Defense & Disaster Control	1,000.00	REVENUES TOTAL	3,070,133.94	Total Taxes Billed	2,269,367.37
Environmental Inspection & Control		Reserve For Uncollected Taxes	216,766.70	1992 TAXES COLLECTED	2,161,065.09
Other Public Safety		CAPITAL OUTLAY TOTAL	12,677.49	1992 Taxes Cancelled, Abated or Adjusted	2,023.56
PUBLIC WORKS				Transfer to Tax Title Liens or Foreclosed	16,420.14
Streets and Drainage	43,000.00	Public Enterprises		Balance Outstanding Dec. 31, 1992	89,858.58
Sewers and Sewage Processing	560.00	Recreation-Culture	1,135.00	PRIOR YEARS TAXES OUTSTANDING	
Garbage and Trash Disposal	89,000.00	Public Works	2,198.73	Balance January 1, 1992	60,777.99
Public Buildings and Grounds	10,000.00	Buildings and Grounds	9,293.76	Collected in 1992	57,019.79
Other Public Works	6,000.00	Library and Education		Cancelled, Abated or Adjusted 1992	
HEALTH and WELFARE		Conservation		Transfers to Tax Title Liens or Foreclosed	
Health Services Except Environmental	150.00	All Other		Balance December 31, 1992	3,758.20
Welfare-Public Assistance	400.00	CAPITAL DEBT AUTHORIZED, DECEMBER 31, 1992		TAX TITLE LIENS OUTSTANDING	
Hospital, Clinics, First Aid		ISSUED AND UNISSUED		Balance January 1, 1992	165,846.88
Animal, Insect, & Rodent Control		School	3,012,386	Transfer From Taxes	16,420.14
Other Welfare Services		Self-Liquidating		Redeemed in 1992	135,086.35
RECREATION and CONSERVATION		Other	536,800	Cancelled, Abated or Adjusted (1992)	
Beaches and Boardwalks		Total	3,549,186	Transfers to Foreclosed Property	
Parks, Playgrounds, Shade Trees		ISSUED AND OUTSTANDING		Balance December 31, 1992	47,180.67
Land Reclamation & Conservation	1,400.00	School	3,012,386.41	PROPERTY ACQUIRED BY DEED OR FORECLOSURE	
Other Recreational Services	10,450.00	Self-Liquidating		Balance January 1, 1992	
EDUCATION (excluding schools)		Other		Transfers From Taxes or Liens	
Libraries		Total	3,012,386.41	Sale for Cash (1992)	
Other Educational Services		EQUALIZED VALUATION BASIS		Cancelled, Abated or Adjusted (1992)	
STATUTORY EXPENDITURES		FOR NET DEBT COMPUTATION	112,619,512	Balance December 31, 1992	
Pensions & F. I. C. A.	38,400.00	REAL PROPERTY VALUATIONS		CURRENT FINANCES DECEMBER 31, 1992	
Employee Fringe Benefits	25,000.00	Code Class # of Parcels % VAL'N		ASSETS	
Other Statutory Expenditures	1,000.00	1 Vacant Land 44 9.83	10,195,900.00	Cash Dec. 31, 1992	1,445,441.55
CETA And Other Public Employment Programs		2 Residential 397 51.68	53,622,700.00	Taxes Receivable	93,616.78
MUNICIPAL FUNCTIONS TOTAL	597,843.00	3 Farm 13 .86	887,307.00	Tax Title Liens	47,180.67
CAPITAL IMPROVEMENTS *MEMO*	50,000.00	4a Commercial 52 31.24	32,415,200.00	Foreclosed Property	
DEBT SERVICE		4b Industrial 5 6.40	6,643,400.00	Emergencies & Other Deferred Charges	10,890.00
Principal Payments		4c Apartments		State and Federal Aid Receivable	527.00
Interest Payments		Total 511	103,764,507.00	Other Receivables	2,468.00
DEFERRED CHARGES	19,512.44	Land Area 1.23 Sq. Miles		Total	1,600,124.00
SCHOOL, COUNTY, SPECIAL DISTRICT TAXES	2,015,663.46	Net Valuation Taxable-Municipal	104,800,906	LIABILITIES, RESERVES, AND SURPLUS	
RESERVE FOR UNCOLLECTED TAXES	216,766.70	Net Valuation Taxable-County	118,804,372	Cash Liabilities	474,979.16
EXPENDITURES TOTAL	2,849,735.60	State Equalized Valuation	116,049,153	Reserves for Receivables	143,265.45
		State Equalization Ratio	90.22	Surplus Dec. 31, 1992	981,379.39
				Total	1,600,124.00

1019
 Population 1980 5,459
 Population 1990 5,679
 S & P Rating
 Moody Rating

General Tax Rate Per \$100. 1.43
 State Equalized Tax Rate 1.42

LEBANON TOWNSHIP - HUNTERDON CO.

Form of Government:

Township Committee

Number of Members on Governing Body - 3

PER CAPITA: Gross Debt 228.14 PER CENT: Gross Debt .29
 Net Debt 16.73 Net Debt .02
 Debt Service Tax Levy Collected 94.23
 Total Tax Levy 1,101.95 Tax Levy Cancelled, Abated or Adjusted .24
 Municipal Expenditures 917.47

EXPENDITURES		REVENUES-REALIZED		1992 PROPERTY TAX	
GENERAL GOVERNMENT		REVENUES-REALIZED		1992 PROPERTY TAX	
Governing Body & Public Boards		1992 Property Taxes Collected	5,897,864.43	STATE EQUALIZED TAX RATE	
Municipal Clerk		1992 Payments in Lieu of Taxes	3,583.77	Local District Schaal Taxes	.54
Financial Administration	35,500.00	Delinquent Tax & Lien Collections	410,717.34	Regional & Consolidated Schaal Tax	.45
Assessment of Taxes	38,400.00	Business Personalty Replacement Taxes	48,262.84	School Taxes in Municipal Budget	
Collection of Taxes	42,000.00	Taxes from Public Utilities	2,551,271.00	County Taxes	.30
Planning, Housing & Development	75,050.00	Other Miscellaneous Tax Revenues		County Library Taxes	.03
Human Resaources	15,451.00	State Aid Revenues	253,337.00	Local Municipal Purpose Taxes	.11
Elections	2,000.00	Federal Aid Revenues		Veteran & Senior Citizen Taxes	
General Administration (other)	305,200.00	State and Local Fiscal Assistance Act Utilized		Total Taxes for Rate Computation	1.43
JUDICIARY		Sale of Acquired Property		Special District Taxes	
Municipal Courts	24,500.00	Other Miscellaneous Revenues	419,868.20	Bank Corp. Taxes	
PUBLIC SAFETY		Total	9,584,904.63	Added and Omitted Taxes	
Fire Protection	53,990.26	Prior Years Surplus Appropriated	2,079,000.00	Total Taxes Levied - ABSTRACT	110,248.18
Police Protection	486,500.00	REVENUES TOTAL	11,663,904.63	Total Taxes Billed	6,257,976.32
Civil Defense & Disaster Control	1,500.00	Reserve For Uncollected Taxes	565,201.00	1992 TAXES COLLECTED	5,897,864.48
Environmental Inspection & Control	42,000.00	CAPITAL OUTLAY	TOTAL	1992 Taxes Cancelled, Abated or Adjusted	15,309.32
Other Public Safety		Public Enterprises	449,337.64	Transfer to Tax Title Liens or Foreclosed	37,440.20
PUBLIC WORKS		Recreation-Culture		Balance Outstanding Dec. 31, 1992	308,274.41
Streets and Drainage	791,000.00	Public Works	377,299.05	PRIOR YEARS TAXES OUTSTANDING	
Sewers and Sewage Processing		Buildings and Grounds	72,038.59	Balance January 1, 1992	410,093.72
Garbage and Trash Disposal	12,000.00	Library and Education		Collected in 1992	348,322.44
Public Buildings and Grounds	53,500.00	Conservation		Cancelled, Abated or Adjusted 1992	1,953.62
Other Public Works		All Other		Transfers to Tax Title Liens or Foreclosed	6,800.92
HEALTH and WELFARE		CAPITAL DEBT AUTHORIZED, DECEMBER 31, 1992		TAX TITLE LIENS OUTSTANDING	53,016.74
Health Services Except Environmental	11,000.00	ISSUED AND UNISSUED		Balance January 1, 1992	239,455.26
Welfare-Public Assistance	5,800.00	School	1,200,580	Transfer From Taxes	45,087.42
Hospital, Clinics, First Aid		Self-Liquidating		Redeemed in 1992	62,394.90
Animal, Insect, & Rodent Control	5,000.00	Other	95,000	Cancelled, Abated or Adjusted (1992)	206.00
Other Welfare Services		Total	1,295,580	Transfers to Foreclosed Property	
RECREATION and CONSERVATION		ISSUED AND OUTSTANDING		Balance December 31, 1992	221,941.79
Beaches and Boardwalks		School	995,580.79	PROPERTY ACQUIRED BY DEED OR FORECLOSURE	
Parks, Playgrounds, Shade Trees		Self-Liquidating		Balance January 1, 1992	15,000.00
Land Reclamation & Conservation	4,500.00	Other		Transfers From Taxes or Liens	
Other Recreational Services	31,200.00	Total	995,580.79	Sale for Cash (1992)	
EDUCATION (excloding schools)		EQUALIZED VALUATION BASIS FOR NET DEBT COMPUTATION	450,604,166	Cancelled, Abated or Adjusted (1992)	
Libraries	24,000.00	REAL PROPERTY VALUATIONS		Balance December 31, 1992	15,000.00
Other Educational Services	2,188,500.00	Code Class # of Parcels % VAL'N ASSESSED VALUATION		CURRENT FINANCES DECEMBER 31, 1992	
STATUTORY EXPENDITURES		1 Vacant Land 497 7.13 30,570,200.00		ASSETS	
Pensions & F. I. C. A.	168,500.00	2 Residential 1679 74.71 320,217,000.00		Cash Dec. 31, 1992	3,851,736.53
Employee Fringe Benefits	128,500.00	3 Farm 529 9.27 39,741,969.00		Taxes Receivable	361,291.15
Other Statutory Expenditures	2,500.00	4a Commercial 75 7.73 33,122,500.00		Tax Title Liens	221,941.78
CETA And Other Public Employment Programs		4b Industrial 6 .62 2,661,100.00		Foreclosed Property	15,000.00
MUNICIPAL FUNCTIONS		4c Apartments 5 .53 2,272,800.00		Emergencies & Other Deferred Charges	4.36
CAPITAL IMPROVEMENTS	233,500.00	Total 2791 31.85 Sq. Miles 428,585,569.00		State and Federal Aid Receivable	4,739.58
DEBT SERVICE				Other Receivables	1,976.52
Principal Payments				Total	4,456,689.92
Interest Payments				LIABILITIES, RESERVES, AND SURPLUS	
DEFERRED CHARGES				Cash Liabilities	1,808,013.80
SCHOOL, COUNTY, SPECIAL DISTRICT TAXES	5,674,728.14			Reserves for Receivables	600,209.45
RESERVE FOR UNCOLLECTED TAXES	565,201.00			Surplus Dec. 31, 1992	2,048,466.67
EXPENDITURES	TOTAL			Total	4,456,689.92

0229

Population 1980 8,027
 Population 1990 8,365
 S & P Rating
 Moody Rating A

General Tax Rate Per \$100. 3.62
 State Equalized Tax Rate 1.99

LEONIA BOROUGH - BERGEN COUNTY

Form of Government:
 Borough Council

Number of Members on Governing Body - 6

PER CAPITA: Gross Debt 396.65
 Net Debt 311.18
 Debt Service 20.76
 Total Tax Levy 1,732.51
 Municipal Expenditures 871.83

PER CENT: Gross Debt .44
 Net Debt .34
 Tax Levy Collected 96.10
 Tax Levy Cancelled, Abated or Adjusted 1.73

EXPENDITURES	REVENUES-REALIZED	1992 PROPERTY TAX	
GENERAL GOVERNMENT		STATE EQUALIZED TAX RATE 1.99	
Governing Body & Public Boards		Local District School Taxes 1.06	7,764,190.20
Municipal Clerk		Regional & Consolidated School Tax	
Financial Administration 26,000.00	1992 Property Taxes Collected 13,926,711.62	School Taxes in Municipal Budget	
Assessment of Taxes 187,308.00	1992 Payments in Lieu of Taxes 33,635.40	County Taxes .27	1,961,980.75
Collection of Taxes 8,314.00	Delinquent Tax & Lien Collections 173,181.52	County Library Taxes	
Planning, Housing & Development 25,813.00	Business Personalty Replacement Taxes 50,899.40	Local Municipal Purpose Taxes .65	4,743,704.25
Human Resources 42,599.00	Taxes from Public Utilities 911,494.00	Veteran & Senior Citizen Taxes	40,350.00
Elections 2,800.00	Other Miscellaneous Tax Revenues	Total Taxes for Rate Computation 1.99	14,510,225.20
General Administration (other) 1,095,955.81	State Aid Revenues 310,507.31	Special District Taxes	
JUDICIARY	Federal Aid Revenues	Bank Corp. Taxes	
Municipal Courts 92,235.18	State and Local Fiscal Assistance Act Utilized	Added and Omitted Taxes	22,583.37
PUBLIC SAFETY	Sale of Acquired Property	Total Taxes Levied - ABSTRACT	14,492,458.57
Fire Protection 139,229.50	Other Miscellaneous Revenues	Total Taxes Billed	14,492,458.57
Police Protection 1,448,245.13		1992 TAXES COLLECTED	13,926,711.62
Civil Defense & Disaster Control		1992 Taxes Cancelled, Abated or Adjusted	250,601.02
Environmental Inspection & Control 83,479.31	Prior Years Surplus Appropriated	Transfer to Tax Title Liens or Foreclosed	
Other Public Safety	REVENUES TOTAL 16,461,170.76	Balance Outstanding Dec. 31, 1992	315,145.93
PUBLIC WORKS	Reserve For Uncollected Taxes 511,520.88	PRIOR YEARS TAXES OUTSTANDING	
Streets and Drainage 976,658.21	CAPITAL OUTLAY TOTAL 585,641.38	Balance January 1, 1992	232,217.93
Sewers and Sewage Processing 769,893.38	Public Enterprises 1,077.13	Collected in 1992	162,414.97
Garbage and Trash Disposal 516,650.00	Recreation-Culture 15,195.32	Cancelled, Abated or Adjusted 1992	44,061.96
Public Buildings and Grounds 125,120.00	Public Works 558,509.40	Transfers to Tax Title Liens or Foreclosed	9,054.00
Other Public Works 19,000.00	Buildings and Grounds 10,859.53	Balance December 31, 1992	16,687.00
HEALTH and WELFARE	Library and Education	TAX TITLE LIENS OUTSTANDING	
Health Services Except Environmental	Conservation	Balance January 1, 1992	
Welfare-Public Assistance 13,123.00	All Other	Transfer From Taxes	10,766.55
Hospital, Clinics, First Aid	CAPITAL DEBT AUTHORIZED, DECEMBER 31, 1992	Redeemed in 1992	10,766.55
Animal, Insect, & Rodent Control	ISSUED AND UNISSUED GROSS DEBT NET DEBT	Cancelled, Abated or Adjusted (1992)	
Other Welfare Services	School 715,000	Transfers to Foreclosed Property	
RECREATION and CONSERVATION	Self-Liquidating 92,222	Balance December 31, 1992	
Beaches and Boardwalks	Other 2,510,782	PROPERTY ACQUIRED BY DEED OR FORECLOSURE	
Parks, Playgrounds, Shade Trees 4,500.00	Total 3,318,004	Balance January 1, 1992	80,540.00
Land Reclamation & Conservation 47,210.22	ISSUED AND OUTSTANDING	Transfers From Taxes or Liens	
Other Recreational Services 110,237.00	School 715,000.00	Sale for Cash (1992)	
EDUCATION (excluding schools)	Self-Liquidating 92,222.00	Cancelled, Abated or Adjusted (1992)	
Libraries 351,014.00	Other 1,913,227.18	Balance December 31, 1992	80,540.00
Other Educational Services	Total 2,720,449.18	CURRENT FINANCES DECEMBER 31, 1992	
STATUTORY EXPENDITURES	EQUALIZED VALUATION BASIS FOR NET DEBT COMPUTATION 756,502,217	ASSETS	
Pensions & F. L. C. A. 398,511.91	REAL PROPERTY VALUATIONS	Cash Dec. 31, 1992	1,827,745.94
Employee Fringe Benefits	Code Class # of Parcels % VAL'N ASSESSED VALUATION	Taxes Receivable	331,832.93
Other Statutory Expenditures	1 Vacant Land 53 .52 2,092,200.00	Tax Title Liens	
CETA And Other Public Employment Programs	2 Residential 2425 85.74 342,587,500.00	Foreclosed Property	80,540.00
MUNICIPAL FUNCTIONS TOTAL 6,557,478.52	3 Farm	Emergencies & Other Deferred Charges	178,400.00
CAPITAL IMPROVEMENTS *MEMO* 25,000.00	4a Commercial 60 6.89 27,540,500.00	State and Federal Aid Receivable	168,577.03
DEBT SERVICE	4b Industrial 5 3.25 12,992,400.00	Other Receivables	21,607.50
Principal Payments 101,105.63	4c Apartments 30 3.59 14,364,000.00	Total	2,608,703.50
Interest Payments 72,567.26	Total 2573 399,576,600.00	LIABILITIES, RESERVES, AND SURPLUS	
DEFERRED CHARGES 50,200.00	Land Area 1.50 Sq. Miles	Cash Liabilities	1,976,630.30
SCHOOL, COUNTY, SPECIAL DISTRICT TAXES 9,725,170.95	Net Valuation Taxable-Municipal 400,250,468	Reserves for Receivables	433,980.53
RESERVE FOR UNCOLLECTED TAXES 511,520.88	Net Valuation Taxable-County 760,695,979	Surplus Dec. 31, 1992	198,092.67
EXPENDITURES TOTAL 17,019,043.24	State Equalized Valuation 729,163,567	Total	2,608,703.50
	State Equalization Ratio 54.85		

Population 1980 1,730
 Population 1990 2,493
 S & P Rating
 Moody Rating

General Tax Rate Per \$100. 1.88
 State Equalized Tax Rate 1.96

LIBERTY TOWNSHIP - WARREN COUNTY

Form of Government:
 Township Committee

Number of Members on Governing Body - 3

PER CAPITA: Gross Debt 770.84 PER CENT: Gross Debt 1.28
 Net Debt 275.46 Net Debt .46
 Debt Service 22.08 Tax Levy Collected 89.68
 Total Tax Levy 1,080.94 Tax Levy Cancelled, Abated
 Municipal Expenditures 506.10 or Adjusted

EXPENDITURES		REVENUES-REALIZED			1992 PROPERTY TAX		
GENERAL GOVERNMENT		1992 Property Taxes Collected			STATE EQUALIZED TAX RATE		
Governing Body & Public Boards				2,416,788.68	Local District School Taxes	1.13 1,632,295.00	
Municipal Clerk					Regional & Consolidated School Tax		
Financial Administration	33,233.20				School Taxes in Municipal Budget		
Assessment of Taxes	41,125.00			335,339.70	County Taxes	.58 843,938.18	
Collection of Taxes	30,585.85			12,508.96	County Library Taxes	.05 71,502.93	
Planning, Housing & Development	39,330.00			114,909.94	Local Municipal Purpose Taxes	-10 142,524.00	
Human Resources	5,120.00				Veteran & Senior Citizen Taxes		
Elections				84,102.00	Total Taxes for Rate Computation	1.86 2,712,310.11	
General Administration (other)	151,400.00				Special District Taxes		
JUDICIARY					Bank Corp. Taxes		
Municipal Courts	1,490.15			190,616.86	Added and Omitted Taxes	4,521.21	
PUBLIC SAFETY					Total Taxes Levied - ABSTRACT	2,694,781.32	
Fire Protection	17,961.00			3,154,266.04	Total Taxes Billed	2,694,781.32	
Police Protection	10,700.00			337,224.00	1992 TAXES COLLECTED	2,416,788.68	
Civil Defense & Disaster Control	3,392.00				1992 Taxes Cancelled, Abated or Adjusted		
Environmental Inspection & Control	24,800.00			359,097.00	Transfer to Tax Title Liens or Foreclosed		
Other Public Safety					Balance Outstanding Dec. 31, 1992	277,992.64	
PUBLIC WORKS				281,265.37	PRIOR YEARS TAXES OUTSTANDING		
Streets and Drainage	189,700.00				Balance January 1, 1992	338,540.54	
Sewers and Sewage Processing	5,456.00			63,951.50	Collected in 1992	335,339.70	
Garbage and Trash Disposal	17,000.00			127,061.54	Cancelled, Abated or Adjusted 1992		
Public Buildings and Grounds	14,500.00			90,252.33	Transfers to Tax Title Liens or Foreclosed		
Other Public Works					Balance December 31, 1992	3,200.84	
HEALTH and WELFARE					TAX TITLE LIENS OUTSTANDING		
Health Services Except Environmental	950.00				Balance January 1, 1992	41,209.98	
Welfare-Public Assistance	751.00				Transfer From Taxes		
Hospital, Clinics, First Aid					Redeemed in 1992		
Animal, Insect, & Rodent Control	2,590.80				Cancelled, Abated or Adjusted (1992)		
Other Welfare Services					Transfers to Foreclosed Property		
RECREATION and CONSERVATION					Balance December 31, 1992	41,209.98	
Beaches and Boardwalks					PROPERTY ACQUIRED BY DEED OR FORECLOSURE		
Parks, Playgrounds, Shade Trees	13,700.00				Balance January 1, 1992	14,300.00	
Land Reclamation & Conservation	4,704.00				Transfers From Taxes or Liens		
Other Recreational Services	10,750.00				Sale for Cash (1992)		
EDUCATION (excluding schools)					Cancelled, Abated or Adjusted (1992)		
Libraries					Balance December 31, 1992	14,300.00	
Other Educational Services	900.00				CURRENT FINANCES DECEMBER 31, 1992		
STATUTORY EXPENDITURES					ASSETS		
Pensions & F. L. C. A.	183,243.00				Cash Dec. 31, 1992	1,060,707.30	
Employee Fringe Benefits	28,500.00				Taxes Receivable	281,193.48	
Other Statutory Expenditures	1,600.00				Tax Title Liens	41,209.98	
CETA And Other Public Employment Programs					Foreclosed Property	14,300.00	
MUNICIPAL FUNCTIONS TOTAL	833,482.00				Emergencies & Other Deferred Charges	21,700.00	
CAPITAL IMPROVEMENTS *MEMO*	20,000.00				State and Federal Aid Receivable	2,678.91	
DEBT SERVICE					Other Receivables	3,232.95	
Principal Payments	44,898.81				Total	1,425,022.62	
Interest Payments	10,149.35				LIABILITIES, RESERVES, AND SURPLUS		
DEFERRED CHARGES	9,240.00				Cash Liabilities	423,900.43	
SCHOOL, COUNTY, SPECIAL DISTRICT TAXES	2,547,736.11				Reserves for Receivables	338,668.41	
RESERVE FOR UNCOLLECTED TAXES	359,097.00				Surplus Dec. 31, 1992	662,453.78	
EXPENDITURES TOTAL	3,804,603.27				Total	1,425,022.62	
		REAL PROPERTY VALUATIONS			ASSESSED VALUATION		
		Code	Class	# of Parcels	% VAL'N		
		1	Vacant Land	390	9.17	13,084,990.00	
		2	Residential	839	78.61	112,110,400.00	
		3	Farm	230	8.09	11,542,510.00	
		4a	Commercial	25	4.12	5,881,900.00	
		4b	Industrial				
		4c	Apartments				
		Total		1484		142,619,700.00	
		Land Area 12.25 Sq. Miles					
		Net Valuation Taxable-Municipal			143,242,577		
		Net Valuation Taxable-County			138,365,146		
		State Equalized Valuation			144,508,773		
		State Equalization Ratio			99.12		

1416
 Population 1980 8,806
 Population 1990 10,978
 S & P Rating
 Moody Rating A1

General Tax Rate Per \$100. 4.32
 State Equalized Tax Rate 2.54

LINCOLN PARK BOROUGH - MORRIS CO.
 Form of Government:
 Mayor-Council Plan F (OMCL 50)
 Number of Members on Governing Body - 7

PER CAPITA:
 Grass Debt 743.35
 Net Debt 724.38
 Debt Service 43.69
 Total Tax Levy 1,467.84
 Municipal Expenditures 741.72

PER CENT:
 Grass Debt 1.21
 Net Debt 1.18
 Tax Levy Collected 96.99
 Tax Levy Cancelled, Abated or Adjusted 1.35

EXPENDITURES	REVENUES-REALIZED	1992 PROPERTY TAX
GENERAL GOVERNMENT		STATE EQUALIZED TAX RATE
Governing Body & Public Boards	1992 Property Taxes Collected	Local District School Taxes 1.45
Municipal Clerk	1992 Payments in Lieu of Taxes	Regional & Consolidated School Tax
Financial Administration	Delinquent Tax & Lien Collections	School Taxes in Municipal Budget
Assessment of Taxes	Business Personalty Replacement Taxes	County Taxes .32
Collection of Taxes	Taxes from Public Utilities	County Library Taxes
Planning, Housing & Development	Other Miscellaneous Tax Revenues	Local Municipal Purpose Taxes .76
Human Resources	State Aid Revenues	Veteran & Senior Citizen Taxes
Elections	Federal Aid Revenues	Total Taxes for Rate Computation 2.53
General Administration (other)	State and Local Fiscal Assistance Act Utilized	Special District Taxes
JUDICIARY	Sale of Acquired Property	Bank Corp. Taxes
Municipal Courts	Other Miscellaneous Revenues	Added and Omitted Taxes
PUBLIC SAFETY		Total Taxes Levied - ABSTRACT
Fire Protection		Total Taxes Billed
Police Protection	Prior Years Surplus Appropriated	1992 TAXES COLLECTED
Civil Defense & Disaster Control	REVENUES TOTAL	1992 Taxes Cancelled, Abated or Adjusted
Environmental Inspection & Control	Reserve For Uncollected Taxes	Transfer to Tax Title Liens or Foreclosed
Other Public Safety	CAPITAL OUTLAY TOTAL	Balance Outstanding Dec. 31, 1992
PUBLIC WORKS		PRIOR YEARS TAXES OUTSTANDING
Streets and Drainage	Public Enterprises	Balance January 1, 1992
Sewers and Sewage Processing	Recreation-Culture	Collected in 1992
Garbage and Trash Disposal	Public Works	Cancelled, Abated or Adjusted 1992
Public Buildings and Grounds	Buildings and Grounds	Transfers to Tax Title Liens or Foreclosed
Other Public Works	Library and Education	Balance December 31, 1992
HEALTH and WELFARE	Conservation	TAX TITLE LIENS OUTSTANDING
Health Services Except Environmental	All Other	Balance January 1, 1992
Welfare-Public Assistance	CAPITAL DEBT AUTHORIZED, DECEMBER 31, 1992	Transfer From Taxes
Hospital, Clinics, First Aid	ISSUED AND UNISSUED GROSS DEBT NET DEBT	Redeemed in 1992
Animal, Insect, & Rodent Control	School	Cancelled, Abated or Adjusted (1992)
Other Welfare Services	Self-Liquidating	Transfers to Foreclosed Property
RECREATION and CONSERVATION	Other	Balance December 31, 1992
Beaches and Boardwalks	Total	PROPERTY ACQUIRED BY DEED OR FORECLOSURE
Parks, Playgrounds, Shade Trees	ISSUED AND OUTSTANDING	Balance January 1, 1992
Land Reclamation & Conservation	School	Transfers From Taxes or Liens
Other Recreational Services	Self-Liquidating	Sale for Cash (1992)
EDUCATION (excluding schools)	Other	Cancelled, Abated or Adjusted (1992)
Libraries	Total	Balance December 31, 1992
Other Educational Services	EQUALIZED VALUATION BASIS FOR NET DEBT COMPUTATION	CURRENT FINANCES DECEMBER 31, 1992
STATUTORY EXPENDITURES	REAL PROPERTY VALUATIONS	ASSETS
Pensions & F. I. C. A.	Code Class # of Parcels % VAL'N ASSESSED VALUATION	Cash Dec. 31, 1992
Employee Fringe Benefits	1 Vacant Land 294 2.41 7,955,900.00	Taxes Receivable
Other Statutory Expenditures	2 Residential 3403 77.64 256,352,600.00	Tax Title Liens
CETA And Other Public Employment Programs	3 Farm 28 .34 1,120,400.00	Foreclosed Property
MUNICIPAL FUNCTIONS TOTAL	4a Commercial 66 8.29 27,365,565.00	Emergencies & Other Deferred Charges
CAPITAL IMPROVEMENTS *#E#0*	4b Industrial 27 7.86 25,966,639.00	State and Federal Aid Receivable
DEBT SERVICE	4c Apartments 3 3.46 11,410,300.00	Other Receivables
Principal Payments	Total 3821 330,171,404.00	Total
Interest Payments	Land Area 6.66 Sq. Miles	LIABILITIES, RESERVES, AND SURPLUS
DEFERRED CHARGES	Net Valuation Taxable-Municipal	Cash Liabilities
SCHOOL, COUNTY, SPECIAL DISTRICT TAXES	Net Valuation Taxable-County	Reserves for Receivables
RESERVE FOR UNCOLLECTED TAXES	State Equalized Valuation	Surplus Dec. 31, 1992
EXPENDITURES TOTAL	State Equalization Ratio	Total

2009

Population 1980 37,836
 Population 1990 36,701
 S & P Rating
 Moody Rating AA

General Tax Rate Per \$100. 2.06
 State Equalized Tax Rate 2.00

LINDEN CITY - UNION COUNTY
 Form of Government:
 City Charter Act (P.L. 1897 c. 30)
 Number of Members on Governing Body - 11

PER CAPITA:
 Gross Debt 471.99
 Net Debt 457.23
 Debt Service 91.90
 Total Tax Levy 1,696.36
 Municipal Expenditures 1,250.03

PER CENT:
 Gross Debt .52
 Net Debt .51
 Tax Levy Collected 96.16
 Tax Levy Cancelled, Abated or Adjusted .24

EXPENDITURES		REVENUES-REALIZED		1992 PROPERTY TAX	
GENERAL GOVERNMENT				STATE EQUALIZED TAX RATE	
Governing Body & Public Boards	427,500.00	1992 Property Taxes Collected	60,144,195.44	Local District School Taxes	96 29,872,613.00
Municipal Clerk	273,575.00	1992 Payments in Lieu of Taxes		Regional & Consolidated School Tax	
Financial Administration	369,499.18	Delinquent Tax & Lien Collections	1,594,205.20	School Taxes in Municipal Budget	.01 248,500.00
Assessment of Taxes	386,980.00	Business Personalty Replacement Taxes	2,739,156.48	County Taxes	.47 14,812,520.95
Collection of Taxes	141,200.00	Taxes from Public Utilities	17,994,582.91	County Library Taxes	
Planning, Housing & Development	56,850.00	Other Miscellaneous Tax Revenues		Local Municipal Purpose Taxes	.55 17,264,685.35
Human Resources	77,434.00	State Aid Revenues	1,383,190.64	Veteran & Senior Citizen Taxes	
Elections	11,200.00	Federal Aid Revenues		Total Taxes for Rate Computation	1.99 62,755,019.30
General Administration (other)	2,522,872.00	State and Local Fiscal Assistance Act Utilized		Special District Taxes	
JUDICIARY		Sale of Acquired Property		Bank Corp. Taxes	
Municipal Courts	329,904.87	Other Miscellaneous Revenues	5,208,746.96	Added and Omitted Taxes	
PUBLIC SAFETY		Total	89,064,077.63	Total Taxes Levied - ABSTRACT	62,258,067.03
Fire Protection	7,798,703.00	Prior Years Surplus Appropriated	1,275,000.00	Total Taxes Billed	62,544,734.27
Police Protection	6,923,195.17	REVENUES TOTAL	90,339,077.63	1992 TAXES COLLECTED	60,144,195.44
Civil Defense & Disaster Control	44,735.00	Reserve For Uncollected Taxes	2,275,000.00	1992 Taxes Cancelled, Abated or Adjusted	150,791.11
Environmental Inspection & Control	519,550.00	CAPITAL OUTLAY TOTAL	2,519,210.03	Transfer to Tax Title Liens or Foreclosed	159,983.75
Other Public Safety	29,125.00	Public Enterprises		Balance Outstanding Dec. 31, 1992	2,089,763.97
PUBLIC WORKS		Recreation—Culture	198,437.52	PRIOR YEARS TAXES OUTSTANDING	
Streets and Drainage	2,859,100.00	Public Works	1,917,793.61	Balance January 1, 1992	1,362,630.32
Sewers and Sewage Processing	1,062,200.00	Buildings and Grounds	402,973.90	Collected in 1992	1,241,994.08
Garbage and Trash Disposal	1,812,100.00	Library and Education		Cancelled, Abated or Adjusted 1992	56,271.08
Public Buildings and Grounds	1,725,275.00	Conservation		Transfers to Tax Title Liens or Foreclosed	33,953.14
Other Public Works	337,800.00	All Other		Balance December 31, 1992	30,412.02
HEALTH and WELFARE		CAPITAL DEBT AUTHORIZED, DECEMBER 31, 1992		TAX TITLE LIENS OUTSTANDING	
Health Services Except Environmental	437,511.00	ISSUED AND UNISSUED		Balance January 1, 1992	1,260,526.75
Welfare-Public Assistance	137,900.00	School	227,000	Transfer From Taxes	197,468.46
Hospital, Clinics, First Aid		Self-Liquidating		Redeemed in 1992	352,211.12
Animal, Insect, & Rodent Control	36,930.00	Other	17,395,575	Cancelled, Abated or Adjusted (1992)	9,775.78
Other Welfare Services		Total	17,322,575	Transfers to Foreclosed Property	
RECREATION and CONSERVATION		ISSUED AND OUTSTANDING		Balance December 31, 1992	1,096,008.31
Beaches and Boardwalks		School	227,000.00	PROPERTY ACQUIRED BY DEED OR FORECLOSURE	
Parks, Playgrounds, Shade Trees	354,445.00	Self-Liquidating		Balance January 1, 1992	103,542.50
Land Reclamation & Conservation	3,200.00	Other	16,796,535.11	Transfers From Taxes or Liens	
Other Recreational Services	1,620,775.00	Total	17,023,535.11	Sale for Cash (1992)	
EDUCATION (excluding schools)		EQUALIZED VALUATION BASIS FOR NET DEBT COMPUTATION		Cancelled, Abated or Adjusted (1992)	
Libraries	1,450,000.00	REAL PROPERTY VALUATIONS		Balance December 31, 1992	103,542.50
Other Educational Services		Code Class # of Parcels % VAL'N ASSESSED VALUATION		CURRENT FINANCES DECEMBER 31, 1992	
STATUTORY EXPENDITURES		1 Vacant Land 583 1.18 35,644,400.00		ASSETS	
Pensions & F.L.C.A.	3,878,000.00	2 Residential 9877 44.90 1,356,365,900.00		Cash Dec. 31, 1992	17,129,771.08
Employee Fringe Benefits	4,538,000.00	3 Farm 949 12.59 380,450,400.00		Taxes Receivable	2,120,175.99
Other Statutory Expenditures		4a Commercial 228 39.24 1,185,396,600.00		Tax Title Liens	1,096,008.31
CETA And Other Public Employment Programs		4c Apartments 83 2.08 62,863,300.00		Foreclosed Property	103,542.50
MUNICIPAL FUNCTIONS TOTAL	40,211,609.22	Total 11720 97.23 3,020,720,600.00		Emergencies & Other Deferred Charges	20,000.00
CAPITAL IMPROVEMENTS *MEMO*	170,000.00	Land Area 10.95 Sq. Miles		State and Federal Aid Receivable	44,298.75
DEBT SERVICE		Net Valuation Taxable-Municipal	3,033,251,774	Other Receivables	4,348.98
Principal Payments	2,231,266.32	Net Valuation Taxable-County	3,489,486,011	Total	20,519,145.61
Interest Payments	1,091,638.50	State Equalized Valuation	3,119,309,535	LIABILITIES, RESERVES, AND SURPLUS	
TYPE I SCHL DEBT *MEMO	248,381.25	State Equalization Ratio	97.23	Cash Liabilities	12,957,035.66
DEFERRED CHARGES	19,000.00			Reserves for Receivables	3,324,075.78
SCHOOL, COUNTY, SPECIAL DISTRICT TAXES	44,933,633.95			Surplus Dec. 31, 1992	4,237,034.17
RESERVE FOR UNCOLLECTED TAXES	2,275,000.00			Total	20,519,145.61
EXPENDITURES TOTAL	90,811,147.99				

0422
 Population 1980 18,196
 Population 1990 18,734
 S & P Rating
 Moody Rating AAA

General Tax Rate Per \$100. 6.59
 State Equalized Tax Rate 2.91

LINDENWOLD BOROUGH - CAMDEN CO.
 Form of Government
 Borough Council
 Number of Members on Governing Body - 6

PER CAPITA:
 Gross Debt 340.03 PER CENT:
 Net Debt 260.08 Gross Debt 1.41
 Debt Service 67.15 Net Debt 1.09
 Total Tax Levy 739.96 Tax Levy Collected 90.45
 Municipal Expenditures 360.94 Tax Levy Cancelled, Abated or Adjusted .25

EXPENDITURES		REVENUES-REALIZED		1992 PROPERTY TAX	
GENERAL GOVERNMENT				STATE EQUALIZED TAX RATE	
Governing Body & Public Boards		1992 Property Taxes Collected	12,544,556.62	Local District School Taxes	.89 4,116,428.81
Municipal Clerk		1992 Payments in Lieu of Taxes		Regional & Consolidated School Tax	.53 2,443,594.37
Financial Administration	94,536.00	Delinquent Tax & Lien Collections	1,089,279.29	School Taxes in Municipal Budget	
Assessment of Taxes	37,269.00	Business Personalty Replacement Taxes	25,767.60	County Taxes	.79 3,632,103.79
Collection of Taxes	135,732.00	Taxes from Public Utilities	591,280.00	County Library Taxes	.03 118,417.63
Planning, Housing & Development	7,800.00	Other Miscellaneous Tax Revenues		Local Municipal Purpose Taxes	.67 3,101,479.00
Human Resources	246,794.00	State Aid Revenues	1,199,854.30	Veteran & Senior Citizen Taxes	
Elections	9,000.00	Federal Aid Revenues		Total Taxes for Rate Computation	2.91 13,532,573.60
General Administration (other)	611,573.00	State and Local Fiscal Assistance Act Utilized		Special District Taxes	417,793.54
JUDICIARY		Sale of Acquired Property		Bank Corp. Taxes	
Municipal Courts	67,325.00	Other Miscellaneous Revenues	780,346.61	Added and Omitted Taxes	32,553.58
PUBLIC SAFETY		Total	16,231,084.42	Total Taxes Levied - ABSTRACT	13,862,370.72
Fire Protection		Prior Years Surplus Appropriated	385,957.98	Total Taxes Billed	13,868,963.69
Police Protection	1,360,197.66	REVENUES TOTAL	16,617,042.40	1992 TAXES COLLECTED	12,544,556.62
Civil Defense & Disaster Control	750.00	Reserve For Uncollected Taxes	1,219,179.00	1992 Taxes Cancelled, Abated or Adjusted	35,008.98
Environmental Inspection & Control	115,135.00	CAPITAL OUTLAY TOTAL	649,305.10	Transfer to Tax Title Liens or Foreclosed	670,278.39
Other Public Safety				Balance Outstanding Dec. 31, 1992	619,119.70
PUBLIC WORKS		Public Enterprises		PRIOR YEARS TAXES OUTSTANDING	
Streets and Drainage	631,500.00	Recreation-Culture		Balance January 1, 1992	1,025,734.33
Sewers and Sewage Processing	1,500.00	Public Works	649,305.10	Collected in 1992	739,289.17
Garbage and Trash Disposal	585,962.46	Buildings and Grounds		Cancelled, Abated or Adjusted 1992	1,523.09
Public Buildings and Grounds	42,200.00	Library and Education		Transfers to Tax Title Liens or Foreclosed	22,608.67
Other Public Works		Conservation		Balance December 31, 1992	262,313.40
HEALTH and WELFARE		All Other		TAX TITLE LIENS OUTSTANDING	
Health Services Except Environmental	29,400.00	CAPITAL DEBT AUTHORIZED, DECEMBER 31, 1992		Balance January 1, 1992	885,048.35
Welfare-Public Assistance	9,200.00	ISSUED AND UNISSUED		Transfer From Taxes	698,232.57
Hospital, Clinics, First Aid		School	1,344,095	Redeemed in 1992	349,990.12
Animal, Insect, & Rodent Control	6,000.00	Self-Liquidating	5,026,000	Cancelled, Abated or Adjusted (1992)	
Other Welfare Services		Other	6,370,095	Transfers to Foreclosed Property	
RECREATION and CONSERVATION		Total	6,370,095	Balance December 31, 1992	1,233,290.80
Beaches and Boardwalks		ISSUED AND OUTSTANDING		PROPERTY ACQUIRED BY DEED OR FORECLOSURE	
Parks, Playgrounds, Shade Trees	19,015.00	School	1,344,095.80	Balance January 1, 1992	394,950.00
Land Reclamation & Conservation		Self-Liquidating		Transfers From Taxes or Liens	
Other Recreational Services	16,200.00	Other	5,026,000.00	Sale for Cash (1992)	
EDUCATION (excluding schools)		Total	6,370,095.80	Cancelled, Abated or Adjusted (1992)	
Libraries	32,000.00	EQUALIZED VALUATION BASIS		Balance December 31, 1992	394,950.00
Other Educational Services	27,000.00	FOR NET DEBT COMPUTATION	451,982,228	CURRENT FINANCES DECEMBER 31, 1992	
STATUTORY EXPENDITURES		REAL PROPERTY VALUATIONS		ASSETS	
Pensions & F. L. C. A.	180,000.00	Code Class # of Parcels % VAL'N		Cash Dec. 31, 1992	3,965,352.77
Employee Fringe Benefits	386,037.54	1 Vacant Land 637 2.04	5,935,500.00	Taxes Receivable	881,433.10
Other Statutory Expenditures		2 Residential 4042 67.32	195,682,600.00	Tax Title Liens	1,233,290.80
CETA And Other Public Employment Programs		3 Farm		Foreclosed Property	394,950.00
MUNICIPAL FUNCTIONS TOTAL	4,651,126.66	4a Commercial 147 7.37	21,414,600.00	Emergencies & Other Deferred Charges	
CAPITAL IMPROVEMENTS *MEMO*	40,000.00	4b Industrial 7 1.11	3,214,100.00	State and Federal Aid Receivable	3,550.90
DEBT SERVICE		4c Apartments 25 22.17	64,437,700.00	Other Receivables	1,803,661.13
Principal Payments	485,000.00	Total 4859	290,686,500.00	Total	8,282,238.70
Interest Payments	398,335.33	Land Area 3.32 Sq. Miles		LIABILITIES, RESERVES, AND SURPLUS	
DEFERRED CHARGES	8,162.24	Net Valuation Taxable-Municipal	292,340,978	Cash Liabilities	3,498,118.30
SCHOOL, COUNTY, SPECIAL DISTRICT TAXES	10,728,338.14	Net Valuation Taxable-County	452,083,493	Reserves for Receivables	4,313,335.03
RESERVE FOR UNCOLLECTED TAXES	1,219,179.00	State Equalized Valuation	459,860,293	Surplus Dec. 31, 1992	470,784.87
EXPENDITURES TOTAL	17,490,141.37	State Equalization Ratio	63.44	Total	8,282,238.70

0114
 Population 1980 6,144
 Population 1990 6,866
 S & P Rating
 Moody Rating AAA

General Tax Rate Per \$100. 2.29
 State Equalized Tax Rate 2.34

LINWOOD CITY - ATLANTIC COUNTY
 Form of Government:
 City Charter Act (P.L. 1897 c. 30)
 Number of Members on Governing Body - 7

PER CAPITA:
 Grass Debt 926.17
 Net Debt 768.24
 Debt Service 143.71
 Total Tax Levy 1,673.92
 Municipal Expenditures 793.65

PER CENT:
 Gross Debt 1.32
 Net Debt 1.10
 Tax Levy Collected 95.14
 Tax Levy Cancelled, Abated or Adjusted .50

EXPENDITURES	REVENUES-REALIZED	1992 PROPERTY TAX
GENERAL GOVERNMENT		STATE EQUALIZED TAX RATE .79
Governing Body & Public Boards	1992 Property Taxes Collected 10,934,283.84	Local District School Taxes .79 3,863,930.00
Municipal Clerk	1992 Payments in Lieu of Taxes	Regional & Consolidated School Tax .45 2,209,802.74
Financial Administration 44,693.15	Delinquent Tax & Lien Collections 342,975.89	School Taxes in Municipal Budget .04 199,228.61
Assessment of Taxes 15,562.00	Business Personalty Replacement Taxes 40,940.28	County Taxes .46 * 2,233,713.63
Collection of Taxes 63,467.32	Taxes from Public Utilities 407,456.00	County Library Taxes
Planning, Housing & Development 16,977.19	Other Miscellaneous Tax Revenues 3,938.04	Local Municipal Purpose Taxes .59 2,894,204.81
Human Resources 32,594.00	State Aid Revenues 423,827.58	Veteran & Senior Citizen Taxes 53,100.00
Elections 3,050.00	Federal Aid Revenues	Total Taxes for Rate Computation 2.33 11,453,979.79
General Administration (other) 471,991.25	Federal and Local Fiscal Assistance Act Utilized	Special District Taxes
JUDICIARY	State and Local Fiscal Assistance Act Utilized	Bank Corp. Taxes
Municipal Courts 58,215.00	Sale of Acquired Property 18,642.73	Added and Omitted Taxes 92,275.44
PUBLIC SAFETY	Other Miscellaneous Revenues 1,126,951.07	Total Taxes Levied - ABSTRACT 11,493,155.23
Fire Protection 245,749.55	Total 13,299,015.43	Total Taxes Billed 11,493,211.46
Police Protection 963,386.63	Prior Years Surplus Appropriated 180,000.00	1992 TAXES COLLECTED 10,934,283.84
Civil Defense & Disaster Control 1,760.00	REVENUES TOTAL 13,479,015.43	1992 Taxes Cancelled, Abated or Adjusted 57,339.79
Environmental Inspection & Control 58,875.09	Reserve For Uncollected Taxes 431,967.63	Transfer to Tax Title Liens or Foreclosed 7,658.99
Other Public Safety	CAPITAL OUTLAY TOTAL 43,299.00	Balance Outstanding Dec. 31, 1992 494,128.84
PUBLIC WORKS	Public Enterprises	PRIOR YEARS TAXES OUTSTANDING
Streets and Drainage 574,280.76	Recreation-Culture	Balance January 1, 1992 344,146.49
Sewers and Sewage Processing 383,200.54	Public Works 43,299.00	Collected in 1992 342,975.89
Garbage and Trash Disposal 350,612.84	Buildings and Grounds	Cancelled, Abated or Adjusted 1992
Public Buildings and Grounds 7,855.48	Library and Education	Transfers to Tax Title Liens or Foreclosed
Other Public Works 28,885.16	Conservation	Balance December 31, 1992 1,170.60
HEALTH and WELFARE	All Other	TAX TITLE LIENS OUTSTANDING
Health Services Except Environmental	CAPITAL DEBT AUTHORIZED, DECEMBER 31, 1992	Balance January 1, 1992 44,627.97
Welfare-Public Assistance 6,505.00	ISSUED AND UNISSUED GROSS DEBT NET DEBT	Transfer From Taxes 7,658.99
Hospital, Clinics, First Aid	School 1,020,000	Redeemed in 1992 887.47
Animal, Insect, & Rodent Control 5,333.28	Self-Liquidating	Cancelled, Abated or Adjusted (1992)
Other Welfare Services	Other 5,339,110	Transfers to Foreclosed Property
RECREATION and CONSERVATION	Total 6,359,110	Balance December 31, 1992 51,399.49
Beaches and Boardwalks	ISSUED AND OUTSTANDING	PROPERTY ACQUIRED BY DEED OR FORECLOSURE
Parks, Playgrounds, Shade Trees 11,142.00	School 1,020,000.00	Balance January 1, 1992 82,784.00
Land Reclamation & Conservation	Self-Liquidating	Transfers From Taxes or Liens
Other Recreational Services	Other 5,335,610.00	Sale for Cash (1992)
EDUCATION (excluding schools)	Total 6,355,610.00	Cancelled, Abated or Adjusted (1992)
Libraries 173,790.00	EQUALIZED VALUATION BASIS FOR NET DEBT COMPUTATION 480,693,226	Balance December 31, 1992 82,784.00
Other Educational Services 24.95	REAL PROPERTY VALUATIONS	CURRENT FINANCES DECEMBER 31, 1992 ASSETS
STATUTORY EXPENDITURES	Code Class # of Parcels % VALN ASSESSED VALUATION	Cash Dec. 31, 1992 554,187.44
Pensions & F. L. C. A. 150,724.94	1 Vacant Land 315 4.13 20,534,200.00	Taxes Receivable 495,299.44
Employee Fringe Benefits 337,405.40	2 Residential 2433 80.27 398,674,200.00	Tax Title Liens 51,399.49
Other Statutory Expenditures 6,530.00	3 Farm 6 .14 659,000.00	Foreclosed Property 82,784.00
CETA And Other Public Employment Programs	4a Commercial 114 15.46 76,807,200.00	Emergencies & Other Deferred Charges 24,000.00
MUNICIPAL FUNCTIONS TOTAL 4,022,581.53	4b Industrial	State and Federal Aid Receivable
CAPITAL IMPROVEMENTS *MEMO*	4c Apartments	Other Receivables 367,710.98
DEBT SERVICE	Total 2868 496,674,600.00	Total 1,575,381.35
Principal Payments 530,000.00	Land Area 3.90 Sq. Miles	LIABILITIES, RESERVES, AND SURPLUS
Interest Payments 453,685.73	Net Valuation Taxable-Municipal 498,074,968	Cash Liabilities 418,090.15
TYPE I SCHL DEBT *MEMO 222,899.36	Net Valuation Taxable-County 488,743,869	Reserves for Receivables 997,193.91
DEFERRED CHARGES 9,000.00	State Equalized Valuation 488,336,250	Surplus Dec. 31, 1992 160,097.29
SCHOOL, COUNTY, SPECIAL DISTRICT TAXES 8,506,674.98	State Equalization Ratio 102.00	Total 1,575,381.35
RESERVE FOR UNCOLLECTED TAXES 431,967.63		
EXPENDITURES TOTAL 13,955,939.87		

1516
 Population 1980 8,483
 Population 1990 13,333
 S & P Rating
 Moody Rating AAA

General Tax Rate Per \$100. 2.03
 State Equalized Tax Rate 2.16

LITTLE EGG HARBOR TWP. - OCEAN CO.
 Form of Government:
Township Committee
 Number of Members on Governing Body - 3

PER CAPITA:
 Gross Debt 1,130.20
 Net Debt 795.66
 Debt Service 65.67
 Total Tax Levy 1,414.71
 Municipal Expenditures 750.05

PER CENT:
 Gross Debt 1.72
 Net Debt 1.21
 Tax Levy Collected 98.06
 Tax Levy Cancelled, Abated or Adjusted .01

EXPENDITURES		REVENUES-REALIZED		1992 PROPERTY TAX	
GENERAL GOVERNMENT		REVENUES-REALIZED		STATE EQUALIZED TAX RATE	
Governing Body & Public Boards		1992 Property Taxes Collected	17,010,580.74	Local District School Taxes	.57 4,990,797.00
Municipal Clerk		1992 Payments in Lieu of Taxes		Regional & Consolidated School Tax	.59 5,126,860.62
Financial Administration	174,742.00	Delinquent Tax & Lien Collections	1,408,050.24	School Taxes in Municipal Budget	
Assessment of Taxes	115,670.00	Business Personalty Replacement Taxes	23,647.80	County Taxes	.41 * 3,565,418.99
Collection of Taxes	159,290.00	Taxes from Public Utilities	956,770.48	County Library Taxes	.03 286,373.86
Planning, Housing & Development	174,700.00	Other Miscellaneous Tax Revenues		Local Municipal Purpose Taxes	.56 4,862,446.76
Human Resources	111,136.07	State Aid Revenues	991,144.45	Veteran & Senior Citizen Taxes	
Elections	1,900.00	Federal Aid Revenues		Total Taxes for Rate Computation	2.16 19,039,047.22
General Administration (other)	821,400.00	State and Local Fiscal Assistance Act Utilized		Special District Taxes	
JUDICIARY		Sale of Acquired Property		Bank Corp. Taxes	
Municipal Courts	173,970.16	Other Miscellaneous Revenues	735,149.05	Added and Omitted Taxes	30,414.59
PUBLIC SAFETY		Total	21,125,342.76	Total Taxes Levied - ABSTRACT	18,862,311.81
Fire Protection	11,281.00	Prior Years Surplus Appropriated	1,400,000.00	Total Taxes Billed	19,316,705.01
Police Protection	1,674,304.46	REVENUES TOTAL	22,525,342.76	1992 TAXES COLLECTED	17,010,580.74
Civil Defense & Disaster Control	4,000.00	Reserve For Uncollected Taxes	1,795,053.83	1992 Taxes Cancelled, Abated or Adjusted	2,870.00
Environmental Inspection & Control	57,620.00	CAPITAL OUTLAY TOTAL	545,938.72	Transfer to Tax Title Liens or Foreclosed	363,712.16
Other Public Safety		Public Enterprises		Balance Outstanding Dec. 31, 1992	1,655,212.35
PUBLIC WORKS		Recreation-Culture		PRIOR YEARS TAXES OUTSTANDING	
Streets and Drainage	604,340.00	Public Works	252,735.56	Balance January 1, 1992	1,077,686.40
Sewers and Sewage Processing	252,335.00	Buildings and Grounds	285,637.78	Collected in 1992	820,971.23
Garbage and Trash Disposal	1,146,000.00	Library and Education	7,565.38	Cancelled, Abated or Adjusted 1992	67,430.52
Public Buildings and Grounds	38,600.00	Conservation		Transfers to Tax Title Liens or Foreclosed	115,439.46
Other Public Works	101,000.00	All Other		Balance December 31, 1992	73,845.21
HEALTH and WELFARE		CAPITAL DEBT AUTHORIZED, DECEMBER 31, 1992		TAX TITLE LIENS OUTSTANDING	
Health Services Except Environmental	30,500.00	ISSUED AND UNISSUED		Balance January 1, 1992	954,981.45
Welfare-Public Assistance	49,900.00	School	4,000,335	Transfer From Taxes	498,952.34
Hospital, Clinics, First Aid	1,000.00	Self-Liquidating		Redeemed in 1992	587,079.01
Animal, Insect, & Rodent Control	75,000.00	Other	11,068,586	Cancelled, Abated or Adjusted (1992)	1,057.99
Other Welfare Services		Total	15,068,921	Transfers to Foreclosed Property	
RECREATION and CONSERVATION		ISSUED AND OUTSTANDING		Balance December 31, 1992	865,796.79
Beaches and Boardwalks		School		PROPERTY ACQUIRED BY DEED OR FORECLOSURE	
Parks, Playgrounds, Shade Trees		Self-Liquidating		Balance January 1, 1992	611,700.00
Land Reclamation & Conservation	41,034.10	Other		Transfers From Taxes or Liens	
Other Recreational Services	26,000.00	Total		Sale for Cash (1992)	
EDUCATION (excluding schools)		EQUALIZED VALUATION BASIS FOR NET DEBT COMPUTATION		Cancelled, Abated or Adjusted (1992)	
Libraries	500.00	REAL PROPERTY VALUATIONS		Balance December 31, 1992	611,700.00
Other Educational Services		Code Class # of Parcels % VAL'N ASSESSED VALUATION		CURRENT FINANCES DECEMBER 31, 1992	
STATUTORY EXPENDITURES		1 Vacant Land 2853 15.55 139,148,200.00		ASSETS	
Pensions & F. L. C. A.	350,000.00	2 Residential 7086 78.00 697,863,500.00		Cash Dec. 31, 1992	1,915,202.80
Employee Fringe Benefits	920,000.00	3 Farm 3 .02 140,169.00		Taxes Receivable	1,729,057.56
Other Statutory Expenditures	14,000.00	4a Commercial 139 5.99 53,566,600.00		Tax Title Liens	865,796.79
CETA And Other Public Employment Programs		4b Industrial 2 .03 312,000.00		Foreclosed Property	611,700.00
MUNICIPAL FUNCTIONS TOTAL	7,130,222.79	4c Apartments 2 .41 3,711,900.00		Emergencies & Other Deferred Charges	141,242.01
CAPITAL IMPROVEMENTS *MEMO*		Total 10035 894,742,369.00		State and Federal Aid Receivable	4,845.32
DEBT SERVICE		Land Area 49.50 Sq. Miles		Other Receivables	522,793.46
Principal Payments	271,012.12	Net Valuation Taxable-Municipal	904,190,462	Total	5,790,637.94
Interest Payments	604,563.70	Net Valuation Taxable-County	893,417,135	LIABILITIES, RESERVES, AND SURPLUS	
DEFERRED CHARGES	199,573.47	State Equalized Valuation	870,108,317	Cash Liabilities	1,572,910.51
SCHOOL, COUNTY, SPECIAL DISTRICT TAXES	13,969,450.46	State Equalization Ratio	103.96	Reserves for Receivables	3,729,347.81
RESERVE FOR UNCOLLECTED TAXES	1,795,053.83			Surplus Dec. 31, 1992	488,379.62
EXPENDITURES TOTAL	23,969,876.37			Total	5,790,637.94

Population 1980 **11,496**
 Population 1990 **11,294**
 S & P Rating **AAA**
 Moody Rating **AAA**

General Tax Rate Per \$100. **2.30**
 State Equalized Tax Rate **1.79**

LITTLE FALLS TOWNSHIP - PASSAIC CO.

Form of Government:

Township Committee

Number of Members on Governing Body - 5

PER CAPITA:

Gross Debt **1,095,000**
 Net Debt **1,026,177**
 Debt Service **66.64**
 Total Tax Levy **1,516.46**
 Municipal Expenditures **712.43**

PER CENT:

Gross Debt **1.27**
 Net Debt **1.19**
 Tax Levy Collected **92.01**
 Tax Levy Cancelled, Abated or Adjusted **3.37**

EXPENDITURES		REVENUES-REALIZED		1992 PROPERTY TAX	
GENERAL GOVERNMENT		REVENUES		STATE EQUALIZED TAX RATE	
Governing Body & Public Boards		1992 Property Taxes Collected	15,764,105.00	Local District School Taxes	.45 4,324,992.50
Municipal Clerk	12,050.00	1992 Payments in Lieu of Taxes		Regional & Consolidated School Tax	.31 3,012,493.07
Financial Administration	133,975.00	Delinquent Tax & Lien Collections	1,822,101.00	School Taxes in Municipal Budget	
Assessment of Taxes	71,700.00	Business Personality Replacement Taxes	218,459.00	County Taxes	.49 4,736,196.14
Collection of Taxes	2,000.00	Taxes from Public Utilities	377,549.00	County Library Taxes	
Planning, Housing & Development	29,822.00	Other Miscellaneous Tax Revenues		Local Municipal Purpose Taxes	.52 5,013,555.00
Human Resources	75,534.00	State Aid Revenues	618,575.00	Veteran & Senior Citizen Taxes	123,850.00
Elections	4,100.00	Federal Aid Revenues		Total Taxes for Rate Computation	1.77 17,211,086.71
General Administration (other)	634,144.00	State and Local Fiscal Assistance Act Utilized		Special District Taxes	
JUDICIARY		Sale of Acquired Property		Bank Corp. Taxes	
Municipal Courts	90,650.00	Other Miscellaneous Revenues	1,376,678.00	Added and Omitted Taxes	17,060.00
PUBLIC SAFETY		Total	20,677,467.00	Total Taxes Levied - ABSTRACT	17,104,296.71
Fire Protection	242,710.00	Prior Years Surplus Appropriated	419,000.00	Total Taxes Billed	17,132,348.00
Police Protection	1,263,127.00	REVENUES TOTAL	21,096,467.00	1992 TAXES COLLECTED	15,764,105.00
Civil Defense & Disaster Control	6,444.00	Reserve For Uncollected Taxes	1,940,244.00	1992 Taxes Cancelled, Abated or Adjusted	578,135.00
Environmental Inspection & Control	89,275.00	CAPITAL OUTLAY TOTAL	1,573,470.00	Transfer to Tax Title Liens or Foreclosed	198,641.00
Other Public Safety				Balance Outstanding Dec. 31, 1992	591,467.00
PUBLIC WORKS		Public Enterprises		PRIOR YEARS TAXES OUTSTANDING	
Streets and Drainage	66,900.00	Recreation-Culture	812.00	Balance January 1, 1992	467,510.00
Sewers and Sewage Processing	424,300.00	Public Works	1,506,511.00	Collected in 1992	342,716.00
Gorbage and Trash Disposal	623,700.00	Buildings and Grounds	66,147.00	Cancelled, Abated or Adjusted 1992	122,991.00
Public Buildings and Grounds	6,920.00	Library and Education		Transfers to Tax Title Liens or Foreclosed	
Other Public Works	477,650.00	Conservation		Balance December 31, 1992	1,803.00
HEALTH and WELFARE		All Other		TAX TITLE LIENS OUTSTANDING	
Health Services Except Environmental	36,600.00	CAPITAL DEBT AUTHORIZED, DECEMBER 31, 1992		Balance January 1, 1992	3,538,158.00
Welfare-Public Assistance	3,450.00	ISSUED AND UNISSUED		Transfer From Taxes	198,641.00
Hospital, Clinics, First Aid		School	799,901	Redeemed in 1992	1,479,385.00
Animal, Insect, & Rodent Control	950.00	Self-Liquidating		Cancelled, Abated or Adjusted (1992)	1,614,010.00
Other Welfare Services		Other	11,567,000	Transfers to Foreclosed Property	
RECREATION and CONSERVATION		Total	12,366,901	Balance December 31, 1992	643,404.00
Beaches and Boardwalks		ISSUED AND OUTSTANDING		PROPERTY ACQUIRED BY DEED OR FORECLOSURE	
Parks, Playgrounds, Shade Trees	9,188.00	School	799,701.00	Balance January 1, 1992	12,080.00
Land Reclamation & Conservation	72,800.00	Self-Liquidating		Transfers From Taxes or Liens	
Other Recreational Services	112,415.00	Other	10,387.00	Sale for Cash (1992)	
EDUCATION (excluding schools)		Total	810,088.00	Cancelled, Abated or Adjusted (1992)	
Libraries	331,795.00	EQUALIZED VALUATION BASIS		Balance December 31, 1992	12,080.00
Other Educational Services		FOR NET DEBT COMPUTATION		CURRENT FINANCES DECEMBER 31, 1992	
STATUTORY EXPENDITURES		REAL PROPERTY VALUATIONS		ASSETS	
Pensions & F. L. C. A.	103,711.00	Code Class # of Parcels % VAL'N	ASSESSED VALUATION	Cash Dec. 31, 1992	3,419,407.00
Employee Fringe Benefits	282,550.00	1 Vacant Land 272 3.70	27,153,800.00	Taxes Receivable	593,270.00
Other Statutory Expenditures	10,000.00	2 Residential 3526 68.01	499,663,200.00	Tax Title Liens	643,404.00
CETA And Other Public Employment Programs		3 Farm		Foreclosed Property	12,080.00
MUNICIPAL FUNCTIONS TOTAL	5,225,450.00	4a Commercial 174 17.16	126,037,900.00	Emergencies & Other Deferred Charges	33,292.00
CAPITAL IMPROVEMENTS *MEMO*	31,500.00	4b Industrial 47 4.54	33,352,100.00	State and Federal Aid Receivable	34,536.00
DEBT SERVICE		4c Apartments 11 6.60	43,471,000.00	Other Receivables	378,476.00
Principal Payments	220,200.00	Total 4030	734,678,000.00	Total	5,114,465.00
Interest Payments	532,444.00	Land Area 2.80 Sq. Miles		LIABILITIES, RESERVES, AND SURPLUS	
DEFERRED CHARGES	126,827.00	Net Valuation Taxable-Municipal	744,142,958	Cash Liabilities	1,226,504.00
SCHOOL, COUNTY, SPECIAL DISTRICT TAXES	12,073,681.71	Net Valuation Taxable-County	986,081,582	Reserves for Receivables	1,627,230.00
RESERVE FOR UNCOLLECTED TAXES	1,940,244.00	State Equalized Valuation	955,483,510	Surplus Dec. 31, 1992	2,250,731.00
EXPENDITURES TOTAL	20,119,856.71	State Equalization Ratio	77.66	Total	5,114,465.00

0230
 Population 1980 9,399
 Population 1990 9,989
 S & P Rating
 Moody Rating A

General Tax Rate Per \$100. 2.45
 State Equalized Tax Rate 1.88

LITTLE FERRY BORO. - BERGEN CO.
 Form of Government:
 Borough Council
 Number of Members on Governing Body - 6

PER CAPITA:
 Gross Debt 444.29
 Net Debt 446.29
 Debt Service 49.39
 Total Tax Levy 1,189.87
 Municipal Expenditures 708.70

PER CENT:
 Gross Debt .68
 Net Debt .68
 Tax Levy Collected 96.44
 Tax Levy Cancelled, Abated or Adjusted

EXPENDITURES	REVENUES-REALIZED	1992 PROPERTY TAX
GENERAL GOVERNMENT		STATE EQUALIZED TAX RATE
Governing Body & Public Boards		Local District School Taxes .93 5,866,734.00
Municipal Clerk		Regional & Consolidated School Tax
Financial Administration 26,700.00	1992 Property Taxes Collected 11,470,495.00	School Taxes in Municipal Budget
Assessment of Taxes 158,760.00	1992 Payments in Lieu of Taxes	County Taxes .27 1,709,710.03
Collection of Taxes 40,114.00	Delinquent Tax & Lien Collections 230,730.00	County Library Taxes
Planning, Housing & Development 6,870.00	Business Personalty Replacement Taxes 109,757.00	Local Municipal Purpose Taxes .68 4,294,106.00
Human Resources 62,742.00	Taxes from Public Utilities 546,396.00	Veteran & Senior Citizen Taxes 79,350.00
Elections 2,905.00	Other Miscellaneous Tax Revenues	Total Taxes for Rate Computation 1.88 11,949,900.03
General Administration (other) 565,348.00	State Aid Revenues 800,770.00	Special District Taxes
JUDICIARY	Federal Aid Revenues	Bank Corp. Taxes
Municipal Courts 68,807.00	State and Local Fiscal Assistance Act Utilized	Added and Omitted Taxes 5,095.00
PUBLIC SAFETY	Sale of Acquired Property	Total Taxes Levied - ABSTRACT 11,875,645.03
Fire Protection 159,670.00	Other Miscellaneous Revenues 546,357.00	Total Taxes Billed 11,893,741.00
Police Protection 1,640,915.00	Total 13,704,505.00	1992 TAXES COLLECTED
Civil Defense & Disaster Control 123,000.00	Prior Years Surplus Appropriated 490,000.00	1992 Taxes Cancelled, Abated or Adjusted
Environmental Inspection & Control 32,869.00	REVENUES TOTAL 14,194,505.00	Transfer to Tax Title Liens or Foreclosed 3,363.00
Other Public Safety 32,869.00	Reserve For Uncollected Taxes 561,000.00	Balance Outstanding Dec. 31, 1992 419,883.00
PUBLIC WORKS	CAPITAL OUTLAY TOTAL 517,420.00	PRIOR YEARS TAXES OUTSTANDING
Streets and Drainage 514,221.00	Public Enterprises	Balance January 1, 1992 236,311.00
Sewers and Sewage Processing 829,232.00	Recreation-Culture 30,231.00	Collected in 1992 227,748.00
Garbage and Trash Disposal 712,149.00	Public Works 219,403.00	Cancelled, Abated or Adjusted 1992
Public Buildings and Grounds 90,001.00	Buildings and Grounds 267,785.00	Transfers to Tax Title Liens or Foreclosed
Other Public Works	Library and Education	Balance December 31, 1992 58,563.00
HEALTH and WELFARE	Conservation	TAX TITLE LIENS OUTSTANDING
Health Services Except Environmental 34,294.00	All Other	Balance January 1, 1992 36,462.00
Welfare-Public Assistance 7,788.00	CAPITAL DEBT AUTHORIZED, DECEMBER 31, 1992	Transfer From Taxes 3,363.00
Hospital, Clinics, First Aid 6,138.00	ISSUED AND UNISSUED GROSS DEBT NET DEBT	Redeemed in 1992 2,982.00
Animal, Insect, & Rodent Control	School	Cancelled, Abated or Adjusted (1992)
Other Welfare Services	Self-Liquidating	Transfers to Foreclosed Property
RECREATION and CONSERVATION	Other 4,438,027 4,438,027	Balance December 31, 1992 36,843.00
Beaches and Boardwalks 43,600.00	Total 4,438,027 4,438,027	PROPERTY ACQUIRED BY DEED OR FORECLOSURE
Parks, Playgrounds, Shade Trees 42,702.00	ISSUED AND OUTSTANDING	Balance January 1, 1992 13,455.00
Land Reclamation & Conservation 6,475.00	School	Transfers From Taxes or Liens
Other Recreational Services	Self-Liquidating	Sale for Cash (1992)
EDUCATION (excluding schools)	Other 3,490,000.00	Cancelled, Abated or Adjusted (1992)
Libraries 217,902.00	Total 3,490,000.00	Balance December 31, 1992 13,455.00
Other Educational Services	EQUALIZED VALUATION BASIS	CURRENT FINANCES DECEMBER 31, 1992
STATUTORY EXPENDITURES	FOR NET DEBT COMPUTATION 653,471,329	ASSETS
Pensions & F. L. C. A. 238,153.00	REAL PROPERTY VALUATIONS	Cash Dec. 31, 1992 2,576,291.00
Employee Fringe Benefits 312,267.00	Code Class # of Parcels % VAL'N ASSESSED VALUATION	Taxes Receivable 478,446.00
Other Statutory Expenditures	1 Vacant Land 64 1.54 7,319,000.00	Tax Title Liens 36,843.00
CETA And Other Public Employment Programs	2 Residential 2244 60.50 288,268,800.00	Foreclosed Property 13,455.00
MUNICIPAL FUNCTIONS TOTAL 5,943,622.00	3 Farm	Emergencies & Other Deferred Charges 267,450.00
CAPITAL IMPROVEMENTS *MEMO* 36,350.00	4a Commercial 115 11.71 55,734,000.00	State and Federal Aid Receivable 10,579.00
DEBT SERVICE	4b Industrial 80 14.36 68,442,100.00	Other Receivables 90,943.00
Principal Payments 263,000.00	4c Apartments 24 11.90 56,680,600.00	Total 3,474,007.00
Interest Payments 220,343.00	Total 2527 475,494,500.00	LIABILITIES, RESERVES, AND SURPLUS
DEFERRED CHARGES 91,250.00	Land Area 1.50 Sq. Miles	Cash Liabilities 1,379,628.00
SCHOOL, COUNTY, SPECIAL DISTRICT TAXES 7,576,444.03	Net Valuation Taxable-Municipal 485,250,829	Reserves for Receivables 619,687.00
RESERVE FOR UNCOLLECTED TAXES 561,000.00	Net Valuation Taxable-County 655,156,148	Surplus Dec. 31, 1992 974,692.00
EXPENDITURES TOTAL 14,655,659.03	State Equalized Valuation 628,788,209	Total 3,474,007.00
	State Equalization Ratio 75.95	

1323
 Population 1980 5,548
 Population 1990 5,721
 S & P Rating
 Moody Rating A1

General Tax Rate Per \$100. 2.04
 State Equalized Tax Rate 2.11

LITTLE SILVER BORO. - MONMOUTH CO.
 Form of Government:
Borough Council
 Number of Members on Governing Body - 6

PER CAPITA:
 Gross Debt 1,188.59
 Net Debt 937.17
 Debt Service 97.97
 Total Tax Levy 2,067.92
 Municipal Expenditures 849.50

PER CENT:
 Gross Debt 1.20
 Net Debt .94
 Tax Levy Collected 96.15
 Tax Levy Cancelled, Abated or Adjusted

EXPENDITURES	REVENUES-REALIZED	1992 PROPERTY TAX	
GENERAL GOVERNMENT		STATE EQUALIZED TAX RATE	
Governing Body & Public Boards		Local District School Taxes	4,338,119.00
Municipal Clerk		Regional & Consolidated School Tax	2,186,097.58
Financial Administration	146,816.61	School Taxes in Municipal Budget	
Assessment of Taxes	30,395.00	County Taxes	* 2,501,194.53
Collection of Taxes	31,875.00	County Library Taxes	96,220.29
Planning, Housing & Development	27,538.00	Local Municipal Purpose Taxes	2,631,810.00
Human Resources	45,080.00	Veteran & Senior Citizen Taxes	29,200.00
Elections	2,200.00	Total Taxes for Rate Computation	2.11 11,782,641.39
General Administration (other)	339,590.00	Special District Taxes	
JUDICIARY		Bank Corp. Taxes	
Municipal Courts	58,872.35	Added and Omitted Taxes	77,147.53
PUBLIC SAFETY		Total Taxes Levied - ABSTRACT	11,830,588.92
Fire Protection	135,769.00	Total Taxes Billed	11,830,588.92
Police Protection	830,787.24	1992 TAXES COLLECTED	11,375,555.64
Civil Defense & Disaster Control	1,500.00	1992 Taxes Cancelled, Abated or Adjusted	
Environmental Inspection & Control	39,230.00	Transfer to Tax Title Liens or Foreclosed	
Other Public Safety		Balance Outstanding Dec. 31, 1992	455,033.29
PUBLIC WORKS		PRIOR YEARS TAXES OUTSTANDING	
Streets and Drainage	362,994.00	Balance January 1, 1992	399,264.24
Sewers and Sewage Processing	296,283.00	Collected in 1992	322,263.63
Garbage and Trash Disposal	493,570.00	Cancelled, Abated or Adjusted 1992	
Public Buildings and Grounds	64,500.00	Transfers to Tax Title Liens or Foreclosed	
Other Public Works		Balance December 31, 1992	77,000.61
HEALTH and WELFARE		TAX TITLE LIENS OUTSTANDING	
Health Services Except Environmental	19,034.00	Balance January 1, 1992	2,096.76
Welfare-Public Assistance	2,330.00	Transfer From Taxes	
Hospital, Clinics, First Aid		Redeemed in 1992	
Animal, Insect, & Rodent Control		Cancelled, Abated or Adjusted (1992)	
Other Welfare Services		Transfers to Foreclosed Property	
RECREATION and CONSERVATION		Balance December 31, 1992	2,096.76
Beaches and Boardwalks		PROPERTY ACQUIRED BY DEED OR FORECLOSURE	
Parks, Playgrounds, Shade Trees	22,550.00	Balance January 1, 1992	10,150.00
Land Reclamation & Conservation	1,350.00	Transfers From Taxes or Liens	
Other Recreational Services	26,500.00	Sale for Cash (1992)	
EDUCATION (excluding schools)		Cancelled, Abated or Adjusted (1992)	
Libraries	31,260.00	Balance December 31, 1992	10,150.00
Other Educational Services		CURRENT FINANCES DECEMBER 31, 1992	
STATUTORY EXPENDITURES		ASSETS	
Pensions & F. I. C. A.	179,868.00	Cash Dec. 31, 1992	3,809,749.83
Employee Fringe Benefits	285,000.00	Taxes Receivable	532,033.89
Other Statutory Expenditures		Tax Title Liens	2,096.76
CETA And Other Public Employment Programs		Foreclosed Property	10,150.00
MUNICIPAL FUNCTIONS TOTAL	3,525,996.20	Emergencies & Other Deferred Charges	41,200.00
CAPITAL IMPROVEMENTS *MEMO*	20,000.00	State and Federal Aid Receivable	
DEBT SERVICE		Other Receivables	7,062.66
Principal Payments	325,000.00	Total	4,402,293.14
Interest Payments	235,437.50	LIABILITIES, RESERVES, AND SURPLUS	
DEFERRED CHARGES		Cash Liabilities	1,536,216.96
SCHOOL, COUNTY, SPECIAL DISTRICT TAXES	16,461.37	Reserves for Receivables	551,343.31
RESERVE FOR UNCOLLECTED TAXES	9,121,631.39	Surplus Dec. 31, 1992	2,264,732.87
EXPENDITURES TOTAL	13,981,592.46	Total	4,402,293.14

*Includes County Health Service Taxes, County Vocational School Taxes, or County Open Space Tax. See Table 13.

0710
 Population 1980 28,040
 Population 1990 26,609
 S & P Rating
 Moody Rating AA1

General Tax Rate Per \$100. 7.69
 State Equalized Tax Rate 2.13

LIVINGSTON TOWNSHIP - ESSEX COUNTY
 Form of Government:
 Council-Manager Plan E (OMCL 50)
 Number of Members on Governing Body - 5

PER CAPITA:
 Gross Debt 1,248.98
 Net Debt 898.00
 Debt Service 72.59
 Total Tax Levy 2,561.87
 Municipal Expenditures 833.85

PER CENT:
 Gross Debt 1.05
 Net Debt .75
 Tax Levy Collected 97.94
 Tax Levy Cancelled, Abated or Adjusted .19

EXPENDITURES	REVENUES-REALIZED	1992 PROPERTY TAX
GENERAL GOVERNMENT		STATE EQUALIZED TAX RATE 2.13
Governing Body & Public Boards		Local District School Taxes 1.27 40,471,343.00
Municipal Clerk		Regional & Consolidated School Tax
Financial Administration 401,397.50	1992 Property Taxes Collected 66,815,353.34	School Taxes in Municipal Budget
Assessment of Taxes 126,216.50	1992 Payments in Lieu of Taxes	County Taxes -.61 19,567,200.35
Collection of Taxes 142,336.00	Delinquent Tax & Lien Collections 1,198,258.03	County Library Taxes
Planning, Housing & Development 105,589.00	Business Personalty Replacement Taxes 406,901.40	Local Municipal Purpose Taxes -.24 7,820,166.13
Human Resources 355,368.00	Taxes from Public Utilities 2,228,518.00	Veteran & Senior Citizen Taxes 164,550.00
Elections 10,800.00	Other Miscellaneous Tax Revenues 138,948.92	Total Taxes for Rate Computation 2.12 68,023,259.48
General Administration (other) 1,651,575.00	State Aid Revenues 1,483,375.75	Special District Taxes
JUDICIARY	Federal Aid Revenues	Bank Corp. Taxes
Municipal Courts 412,813.68	State and Local Fiscal Assistance Act Utilized	Added and Omitted Taxes 310,100.47
PUBLIC SAFETY	Sale of Acquired Property	Total Taxes Levied - ABSTRACT 68,168,809.95
Fire Protection 312,671.00	Other Miscellaneous Revenues 4,644,978.87	Total Taxes Billed 68,217,475.99
Police Protection 3,273,291.63	Total 76,916,334.31	1992 TAXES COLLECTED 66,815,353.34
Civil Defense & Disaster Control 10,000.00	Prior Years Surplus Appropriated 7,045,000.00	1992 Taxes Cancelled, Abated or Adjusted 127,015.73
Environmental Inspection & Control 229,994.00	REVENUES TOTAL 83,961,334.31	Transfer to Tax Title Liens or Foreclosed 217,764.77
Other Public Safety	Reserve For Uncollected Taxes 2,092,172.40	Balance Outstanding Dec. 31, 1992 1,057,342.15
PUBLIC WORKS	CAPITAL OUTLAY TOTAL 1,445,978.30	PRIOR YEARS TAXES OUTSTANDING
Streets and Drainage 1,007,665.00	Public Enterprises 373,202.00	Balance January 1, 1992 1,844,763.21
Sewers and Sewage Processing 1,780,997.00	Recreation-Culture 194,847.50	Collected in 1992 1,108,999.31
Garbage and Trash Disposal 2,655,567.00	Public Works 254,901.77	Cancelled, Abated or Adjusted 1992
Public Buildings and Grounds 271,728.00	Buildings and Grounds 623,027.03	Transfers to Tax Title Liens or Foreclosed 6,889.44
Other Public Works	Library and Education	Balance December 31, 1992 728,874.46
HEALTH and WELFARE	Conservation	TAX TITLE LIENS OUTSTANDING
Health Services Except Environmental 443,878.00	All Other	Balance January 1, 1992 599,255.67
Welfare-Public Assistance 18,438.00		Transfer From Taxes 225,760.86
Hospital, Clinics, First Aid		Redeemed in 1992 89,258.72
Animal, Insect, & Rodent Control		Cancelled, Abated or Adjusted (1992) 12,061.44
Other Welfare Services 27,000.00		Transfers to Foreclosed Property
RECREATION and CONSERVATION		Balance December 31, 1992 723,696.37
Beaches and Boardwalks		PROPERTY ACQUIRED BY DEED OR FORECLOSURE
Parks, Playgrounds, Shade Trees		Balance January 1, 1992 289,700.00
Land Reclamation & Conservation 676,847.00		Transfers From Taxes or Liens
Other Recreational Services 983,356.00		Sale for Cash (1992)
EDUCATION (excluding schools)		Cancelled, Abated or Adjusted (1992)
Libraries 1,296,750.00		Balance December 31, 1992 289,700.00
Other Educational Services		CURRENT FINANCES DECEMBER 31, 1992
STATUTORY EXPENDITURES		ASSETS
Pensions & F. L. C. A. 882,970.00		Cash Dec. 31, 1992 15,909,007.57
Employee Fringe Benefits 772,163.00		Taxes Receivable 1,786,216.61
Other Statutory Expenditures		Tax Title Liens 723,696.37
CETA And Other Public Employment Programs		Foreclosed Property 289,700.00
MUNICIPAL FUNCTIONS TOTAL 17,844,411.31		Emergencies & Other Deferred Charges 56,514.81
CAPITAL IMPROVEMENTS *MEMO* 664,071.00		State and Federal Aid Receivable 501,139.02
DEBT SERVICE		Other Receivables 2,747,938.58
Principal Payments 1,322,839.09		Total 22,014,212.96
Interest Payments 603,810.45		LIABILITIES, RESERVES, AND SURPLUS
DEFERRED CHARGES 319,698.30		Cash Liabilities 9,006,205.44
SCHOOL, COUNTY, SPECIAL DISTRICT TAXES 60,033,543.35		Reserves for Receivables 5,656,416.08
RESERVE FOR UNCOLLECTED TAXES 2,092,172.40		Surplus Dec. 31, 1992 7,351,591.44
EXPENDITURES TOTAL 82,225,474.90		Total 22,014,212.96
	EQUALIZED VALUATION BASIS FOR NET DEBT COMPUTATION 3,170,460,436	
	REAL PROPERTY VALUATIONS	
	Code Class # of Parcels % VAL'N ASSESSED VALUATION	
	1 Vacant Land 408 3.41 29,957,600.00	
	2 Residential 8828 72.21 633,696,400.00	
	3 Farm 9 .01 167,400.00	
	4a Commercial 267 22.04 193,405,900.00	
	4b Industrial 50 2.31 20,311,500.00	
	4c Apartments	
	Total 9562 877,538,800.00	
	Land Area 14.00 Sq. Miles	
	Net Valuation Taxable-Municipal 883,060,800	
	Net Valuation Taxable-County 3,108,016,381	
	State Equalized Valuation 3,179,260,879	
	State Equalization Ratio 27.65	

1324

Population 1980 369
 Population 1990 380
 S & P Rating
 Moody Rating

General Tax Rate Per \$100. 2.73
 State Equalized Tax Rate 2.32

LOCH ARBOUR VILLAGE - MONMOUTH CO.
 Form of Government:
Village Board of Trustees
 Number of Members on Governing Body - 5

PER CAPITA:
 Gross Debt 227.17
 Net Debt 6.53
 Debt Service
 Total Tax Levy 2,324.69
 Municipal Expenditures 2,143.42

PER CENT:
 Gross Debt .22
 Net Debt .01
 Tax Levy Collected 96.83
 Tax Levy Cancelled, Abated or Adjusted

EXPENDITURES		REVENUES-REALIZED		1992 PROPERTY TAX	
				STATE EQUALIZED TAX RATE	
GENERAL GOVERNMENT					
Governing Body & Public Boards				Local District School Taxes	
Municipal Clerk				Regional & Consolidated School Tax	1.22
Financial Administration	17,150.00	1992 Property Taxes Collected	855,529.59	School Taxes in Municipal Budget	
Assessment of Taxes	2,000.00	1992 Payments in Lieu of Taxes		County Taxes	* 134,446.00
Collection of Taxes	5,750.00	Delinquent Tax & Lien Collections	44,272.39	County Library Taxes	7,092.98
Planning, Housing & Development	3,050.00	Business Personalty Replacement Taxes	4,101.40	Local Municipal Purpose Taxes	228,893.00
Human Resources		Taxes from Public Utilities	23,002.31	Veteran & Senior Citizen Taxes	2,150.00
Elections		Other Miscellaneous Tax Revenues		Total Taxes for Rate Computation	2.32
General Administration (other)	55,749.00	State Aid Revenues	88,356.30	Special District Taxes	
JUDICIARY		Federal Aid Revenues		Bank Corp. Taxes	
Municipal Courts	6,500.00	State and Local Fiscal Assistance Act Utilized		Added and Omitted Taxes	687.81
PUBLIC SAFETY		Sale of Acquired Property		Total Taxes Levied - ABSTRACT	883,381.99
Fire Protection	16,212.30	Other Miscellaneous Revenues	138,240.53	Total Taxes Billed	883,575.92
Police Protection	145,503.58	Total	1,153,502.52	1992 TAXES COLLECTED	855,529.59
Civil Defense & Disaster Control	251,500.00	Prior Years Surplus Appropriated	117,733.30	1992 Taxes Cancelled, Abated or Adjusted	
Environmental Inspection & Control	700.00	REVENUES TOTAL	1,271,235.82	Transfer to Tax Title Liens or Foreclosed	
Other Public Safety		REVENUES	43,718.96	Balance Outstanding Dec. 31, 1992	28,046.33
PUBLIC WORKS		CAPITAL OUTLAY TOTAL		PRIOR YEARS TAXES OUTSTANDING	
Streets and Drainage	13,600.00	Public Enterprises		Balance January 1, 1992	46,086.27
Sewers and Sewage Processing	121,976.00	Recreation-Culture		Collected in 1992	44,272.39
Garbage and Trash Disposal	56,800.00	Public Works		Cancelled, Abated or Adjusted 1992	
Public Buildings and Grounds	5,500.00	Buildings and Grounds		Transfers to Tax Title Liens or Foreclosed	
Other Public Works		Library and Education		Balance December 31, 1992	1,813.83
HEALTH and WELFARE		Conservation		TAX TITLE LIENS OUTSTANDING	
Health Services Except Environmental	1,151.00	All Other		Balance January 1, 1992	
Welfare-Public Assistance	750.00	CAPITAL DEBT AUTHORIZED, DECEMBER 31, 1992		Transfer From Taxes	
Hospital, Clinics, First Aid		ISSUED AND UNISSUED		Redeemed in 1992	
Animal, Insect, & Rodent Control	336.00	School	83,826.44	Cancelled, Abated or Adjusted (1992)	
Other Welfare Services		Self-Liquidating		Transfers to Foreclosed Property	
RECREATION and CONSERVATION		Other	2,500	Balance December 31, 1992	
Beaches and Boardwalks	44,273.72	Total	86,326	PROPERTY ACQUIRED BY DEED OR FORECLOSURE	
Parks, Playgrounds, Shade Trees		ISSUED AND OUTSTANDING		Balance January 1, 1992	
Land Reclamation & Conservation	1,155.00	School	83,826.44	Transfers From Taxes or Liens	
Other Recreational Services		Self-Liquidating		Sale for Cash (1992)	
EDUCATION (excluding schools)		Other		Cancelled, Abated or Adjusted (1992)	
Libraries		Total	83,826.44	Balance December 31, 1992	
Other Educational Services		EQUALIZED VALUATION BASIS		CURRENT FINANCES DECEMBER 31, 1992	
STATUTORY EXPENDITURES		FOR NET DEBT COMPUTATION	39,564,616	ASSETS	
Pensions & F. I. C. A.	9,030.00	REAL PROPERTY VALUATIONS		Cash Dec. 31, 1992	217,340.28
Employee Fringe Benefits	7,200.00	Code Class # of Parcels % VAL'N		Taxes Receivable	29,860.21
Other Statutory Expenditures		1 Vacant Land 5 1.68		Tax Title Liens	
CETA And Other Public Employment Programs		2 Residential 136 91.51		Foreclosed Property	
MUNICIPAL FUNCTIONS TOTAL	765,983.60	3 Farm		Emergencies & Other Deferred Charges	250,043.69
CAPITAL IMPROVEMENTS *ME#0*	2,000.00	4a Commercial 6 6.29		State and Federal Aid Receivable	10,718.70
DEBT SERVICE		4b Industrial		Other Receivables	
Principal Payments		4c Apartments 1 .52		Total	507,962.87
Interest Payments		Total 148		LIABILITIES, RESERVES, AND SURPLUS	
DEFERRED CHARGES	4,779.56	Land Area = 10 Sq. Miles		Cash Liabilities	313,842.33
SCHOOL, COUNTY, SPECIAL DISTRICT TAXES	653,801.13	Net Valuation Taxable-Municipal	31,753,565	Reserves for Receivables	40,578.91
RESERVE FOR UNCOLLECTED TAXES	43,718.84	Net Valuation Taxable-County	42,419,511	Surplus Dec. 31, 1992	153,541.63
EXPENDITURES TOTAL	1,468,302.13	State Equalized Valuation	38,024,593	Total	507,962.87
		State Equalization Ratio	83.47		

*Includes County Health Service Taxes, County Vocational School Taxes, or County Open Space Tax. See Table 13.

0231

Population 1980 23,956
 Population 1990 22,355
 S & P Rating
 Moody Rating AAA

General Tax Rate Per \$100. 2.71
 State Equalized Tax Rate 2.19

LODI BOROUGH BERGEN COUNTY
 Form of Government:
Mayor-Council Plan B (OMCL 50)
 Number of Members on Governing Body - 7

PER CAPITA:
 Gross Debt 729.99 PER CENT:
 Gross Debt 1.31
 Net Debt 636.55 Net Debt 1.15
 Debt Service 60.66 Tax Levy Collected 94.40
 Total Tax Levy 1,175.06 Tax Levy Cancelled, Abated
 Municipal Expenditures 625.17 or Adjusted .99

EXPENDITURES		REVENUES-REALIZED		1992 PROPERTY TAX	
GENERAL GOVERNMENT		REVENUES-REALIZED		STATE EQUALIZED TAX RATE	
Governing Body & Public Boards	14,500.00	1992 Property Taxes Collected	24,960,679.76	Local District School Taxes	1.24 14,873,500.00
Municipal Clerk	111,560.00	1992 Payments in Lieu of Taxes		Regional & Consolidated School Tax	
Financial Administration	132,150.00	Delinquent Tax & Lien Collections	1,334,254.85	School Taxes in Municipal Budget	
Assessment of Taxes		Business Personalty Replacement Taxes	363,125.00	County Taxes	.26 3,168,391.21
Collection of Taxes	83,800.00	Taxes from Public Utilities	872,140.00	County Library Taxes	
Planning, Housing & Development	9,900.00	Other Miscellaneous Tax Revenues		Local Municipal Purpose Taxes	.68 8,202,552.84
Human Resources	119,746.00	State Aid Revenues	2,501,287.43	Veteran & Senior Citizen Taxes	
Elections	13,000.00	Federal Aid Revenues		Total Taxes for Rate Computation	2.18 26,586,694.05
General Administration (other)	1,748,860.00	State and Local Fiscal Assistance Act Utilized		Special District Taxes	
JUDICIARY		Sale of Acquired Property		Bank Corp. Taxes	
Municipal Courts	151,512.00	Other Miscellaneous Revenues	3,587,122.46	Added and Omitted Taxes	23,916.27
PUBLIC SAFETY		Total	33,618,609.50	Total Taxes Levied - ABSTRACT	26,268,360.32
Fire Protection	173,413.00	Prior Years Surplus Appropriated	304,000.00	Total Taxes Billed	26,441,919.06
Police Protection	2,293,225.00	REVENUES TOTAL	33,922,609.50	1992 TAXES COLLECTED	24,960,679.76
Civil Defense & Disaster Control	1,375.00	Reserve For Uncollected Taxes	1,312,695.01	1992 Taxes Cancelled, Abated or Adjusted	260,794.94
Environmental Inspection & Control	144,496.00	CAPITAL OUTLAY TOTAL	2,963,349.57	Transfer to Tax Title Liens or Foreclosed	
Other Public Safety		Public Enterprises		Balance Outstanding Dec. 31, 1992	1,220,444.36
PUBLIC WORKS		Recreation—Culture		PRIOR YEARS TAXES OUTSTANDING	
Streets and Drainage	150,000.00	Public Works	2,801,110.00	Balance January 1, 1992	1,334,254.95
Sewers and Sewage Processing	1,128,845.00	Buildings and Grounds	162,239.57	Collected in 1992	1,334,254.85
Garbage and Trash Disposal	1,615,945.00	Library and Education		Cancelled, Abated or Adjusted 1992	
Public Buildings and Grounds		Conservation		Transfers to Tax Title Liens or Foreclosed	
Other Public Works	1,008,200.00	All Other		Balance December 31, 1992	
HEALTH and WELFARE		CAPITAL DEBT AUTHORIZED, DECEMBER 31, 1992		TAX TITLE LIENS OUTSTANDING	
Health Services Except Environmental	73,175.00	ISSUED AND UNISSUED		Balance January 1, 1992	89,280.99
Welfare—Public Assistance	118,110.00	School	1,252,000	Transfer From Taxes	
Hospital, Clinics, First Aid	35,198.00	Self-Liquidating	837,000	Redeemed in 1992	
Animal, Insect, & Rodent Control		Other	14,230,000	Cancelled, Abated or Adjusted (1992)	
Other Welfare Services		Total	16,319,000	Transfers to Foreclosed Property	
RECREATION and CONSERVATION		ISSUED AND OUTSTANDING		Balance December 31, 1992	89,280.99
Beaches and Boardwalks		School	1,252,000.00	PROPERTY ACQUIRED BY DEED OR FORECLOSURE	
Parks, Playgrounds, Shade Trees	10,000.00	Self-Liquidating	837,000.00	Balance January 1, 1992	18,247.50
Land Reclamation & Conservation		Other	13,871,000.00	Transfers From Taxes or Liens	
Other Recreational Services	166,300.00	Total	15,960,000.00	Sale for Cash (1992)	
EDUCATION (excluding schools)		EQUALIZED VALUATION BASIS FOR NET DEBT COMPUTATION	1,242,236.058	Cancelled, Abated or Adjusted (1992)	
Libraries	467,000.00	REAL PROPERTY VALUATIONS		Balance December 31, 1992	18,247.50
Other Educational Services		Code Class # of Parcels % VAL'N		CURRENT FINANCES DECEMBER 31, 1992	
STATUTORY EXPENDITURES		1 Vacant Land 145 1.24		ASSETS	
Pensions & F. L. C. A.	407,100.00	2 Residential 4336 63.81		Cosh Dec. 31, 1992	1,609,078.67
Employee Fringe Benefits	775,000.00	3 Farm		Taxes Receivable	1,220,444.36
Other Statutory Expenditures	25,000.00	4a Commercial 294 14.50		Tax Title Liens	89,280.99
CETA And Other Public Employment Programs		4b Industrial 115 11.96		Foreclosed Property	18,247.50
MUNICIPAL FUNCTIONS TOTAL	10,977,410.00	4c Apartments 84 8.49		Emergencies & Other Deferred Charges	465,939.27
CAPITAL IMPROVEMENTS *MEMO*	25,000.00	Total 4974		State and Federal Aid Receivable	341,336.80
DEBT SERVICE		Land Area 2.20 Sq. Miles		Other Receivables	3,381,527.12
Principal Payments	574,000.00	Net Valuation Taxable-Municipal	970,883.063	Total	7,125,854.71
Interest Payments	782,000.00	Net Valuation Taxable-County	1,254,200.391	LIABILITIES, RESERVES, AND SURPLUS	
DEFERRED CHARGES	352,000.00	State Equalized Valuation	1,201,270.407	Cash Liabilities	1,566,909.87
SCHOOL, COUNTY, SPECIAL DISTRICT TAXES	18,041,891.21	State Equalization Ratio	80.79	Reserves for Receivables	4,709,499.97
RESERVE FOR UNCOLLECTED TAXES	1,312,695.01			Surplus Dec. 31, 1992	849,444.87
EXPENDITURES TOTAL	32,039,996.22			Total	7,125,854.71

Population 1980 3,078
 Population 1990 5,147
 S & P Rating AAA
 Moody Rating AAA

General Tax Rate Per \$100. 1.97
 State Equalized Tax Rate 1.77

LOGAN TWP. - GLOUCESTER CO.
 Form of Government:
 Small Municipality Plan C (OMCL 50)
 Number of Members on Governing Body - 5

PER CAPITA:
 Gross Debt 3,462.62
 Net Debt 1,293.17
 Debt Service 43.97
 Total Tax Levy 1,492.49
 Municipal Expenditures 360.66

PER CENT:
 Gross Debt 4.79
 Net Debt 1.79
 Tax Levy Collected 96.70
 Tax Levy Cancelled, Abated or Adjusted .21

EXPENDITURES	REVENUES-REALIZED	1992 PROPERTY TAX
GENERAL GOVERNMENT		STATE EQUALIZED TAX RATE 1.72
Governing Body & Public Boards 16,300.00	1992 Property Taxes Collected 7,462,988.82	Local District School Taxes 4,543,383.00
Municipal Clerk 13,600.00	1992 Payments in Lieu of Taxes	Regional & Consolidated School Tax
Financial Administration 73,838.00	Delinquent Tax & Lien Collections 510,251.89	School Taxes in Municipal Budget
Assessment of Taxes 139,700.00	Business Personalty Replacement Taxes 66,547.52	County Taxes .62 2,542,793.54
Collection of Taxes 31,200.00	Taxes from Public Utilities 537,401.00	County Library Taxes .03 106,245.50
Planning, Housing & Development 65,285.00	Other Miscellaneous Tax Revenues	Local Municipal Purpose Taxes
Human Resources 50,583.50	State Aid Revenues 213,188.23	Veteran & Senior Citizen Taxes 29,650.00
Elections 3,300.00	Federal Aid Revenues	Total Taxes for Rate Computation 1.77 7,222,572.04
General Administration (other) 529,206.00	State and Local Fiscal Assistance Act Utilized	Special District Taxes
JUDICIARY	Sale of Acquired Property	Bank Corp. Taxes
Municipal Courts 61,544.75	Other Miscellaneous Revenues	Added and Omitted Taxes 488,942.29
PUBLIC SAFETY	Total 11,719,938.81	Total Taxes Levied - ABSTRACT 7,681,864.33
Fire Protection 166,892.00	Prior Years Surplus Appropriated 1,696,171.00	Total Taxes Billed 7,717,419.25
Police Protection 699,300.00	REVENUES TOTAL 13,416,109.81	1992 TAXES COLLECTED 7,462,988.82
Civil Defense & Disaster Control 7,650.00	Reserve For Uncollected Taxes 743,300.00	1992 Taxes Cancelled, Abated or Adjusted 15,862.38
Environmental Inspection & Control 277,200.00	CAPITAL OUTLAY TOTAL 600,182.52	Transfer to Tax Title Liens or Foreclosed 78,095.50
Other Public Safety	Public Enterprises	Balance Outstanding Dec. 31, 1992 160,472.55
PUBLIC WORKS	Recreation—Culture	PRIOR YEARS TAXES OUTSTANDING
Streets and Drainage 162,999.02	Public Works 559,481.53	Balance January 1, 1992 494,898.60
Sewers and Sewage Processing	Buildings and Grounds 40,700.99	Collected in 1992 457,066.35
Garbage and Trash Disposal 394,000.00	Library and Education	Cancelled, Abated or Adjusted 1992 430.21
Public Buildings and Grounds 53,000.00	Conservation	Transfers to Tax Title Liens or Foreclosed 25,733.16
Other Public Works	All Other	Balance December 31, 1992 11,668.88
HEALTH and WELFARE	CAPITAL DEBT AUTHORIZED, DECEMBER 31, 1992	TAX TITLE LIENS OUTSTANDING
Health Services Except Environmental 1,995.00	ISSUED AND UNISSUED GROSS DEBT NET DEBT	Balance January 1, 1992 308,673.12
Welfare—Public Assistance 7,200.00	School 12,190,000 1,023,850	Transfer From Taxes 108,459.66
Hospital, Clinics, First Aid	Self-Liquidating	Redeemed in 1992 53,185.54
Animal, Insect, & Rodent Control 500.00	Other 5,632,100 5,632,100	Cancelled, Abated or Adjusted (1992)
Other Welfare Services	Total 17,822,100 6,655,950	Transfers to Foreclosed Property
RECREATION and CONSERVATION	ISSUED AND OUTSTANDING	Balance December 31, 1992 363,947.24
Beaches and Boardwalks	School 12,190,000.00	PROPERTY ACQUIRED BY DEED OR FORECLOSURE
Parks, Playgrounds, Shade Trees 30,000.00	Self-Liquidating	Balance January 1, 1992 40,255.00
Land Reclamation & Conservation 99,923.48	Other 4,395,000.00	Transfers From Taxes or Liens
Other Recreational Services 1,000.00	Total 16,585,000.00	Sale for Cash (1992)
EDUCATION (excluding schools)	EQUALIZED VALUATION BASIS FOR NET DEBT COMPUTATION 372,204.991	Cancelled, Abated or Adjusted (1992)
Libraries	REAL PROPERTY VALUATIONS	Balance December 31, 1992 40,255.00
Other Educational Services 10,000.00	Code Class # of Parcels % VAL'N ASSESSED VALUATION	CURRENT FINANCES DECEMBER 31, 1992 ASSETS
STATUTORY EXPENDITURES	1 Vacant Land 619 6.20 22,601,000.00	Cash Dec. 31, 1992 4,032,584.39
Pensions & F. I. C. A. 186,000.00	2 Residential 1631 37.81 137,959,900.00	Taxes Receivable 172,141.43
Employee Fringe Benefits 130,000.00	3 Farm 258 2.38 3,695,200.00	Tax Title Liens 363,947.24
Other Statutory Expenditures 2,000.00	4a Commercial 108 46.31 168,980,618.00	Foreclosed Property 40,255.00
CETA And Other Public Employment Programs	4b Industrial 7 7.30 26,613,290.00	Emergencies & Other Deferred Charges 3,300.00
MUNICIPAL FUNCTIONS TOTAL 3,213,206.75	4c Apartments	State and Federal Aid Receivable 34,501.63
CAPITAL IMPROVEMENTS *MEMO* 298,501.00	Total 2623 364,650,008.00	Other Receivables 379,916.41
DEBT SERVICE	Land Area 23.42 Sq. Miles	Total 5,025,746.10
Principal Payments 166,400.00	Net Valuation Taxable-Municipal 366,927,765	LIABILITIES, RESERVES, AND SURPLUS
Interest Payments 59,919.26	Net Valuation Taxable-County 412,124,270	Cash Liabilities 1,187,634.67
DEFERRED CHARGES 143,000.00	State Equalized Valuation 407,254,433	Reserves for Receivables 955,260.08
SCHOOL, COUNTY, SPECIAL DISTRICT TAXES 7,192,922.04	State Equalization Ratio 90.04	Surplus Dec. 31, 1992 2,892,851.35
RESERVE FOR UNCOLLECTED TAXES 743,300.00		Total 5,025,746.10
EXPENDITURES TOTAL 11,513,748.05		

1517
 Population 1980 3,488
 Population 1990 3,407
 S & P Rating
 Moody Rating AAA

General Tax Rate Per \$100. 1.00
 State Equalized Tax Rate 1.02

LONG BEACH TWP. - OCEAN CO.
 Form of Government:
 Commission (1911)
 Number of Members on Governing Body - 3

PER CAPITA:
 Gross Debt 4,935.71
 Net Debt 4,093.99
 Debt Service 221.92
 Total Tax Levy 5,645.65
 Municipal Expenditures 3,253.39

PER CENT:
 Gross Debt .73
 Net Debt .61
 Tax Levy Collected 96.78
 Tax Levy Cancelled, Abated or Adjusted

EXPENDITURES		REVENUES-REALIZED	1992 PROPERTY TAX	
			STATE EQUALIZED TAX RATE	
GENERAL GOVERNMENT				
Governing Body & Public Boards			Local District School Taxes	
Municipal Clerk	150,850.00	1992 Property Taxes Collected	Regional & Consolidated School Tax .25	5,498,302.39
Financial Administration	63,553.88	1992 Payments in Lieu of Taxes	School Taxes in Municipal Budget .10	2,123,687.65
Assessment of Taxes	117,927.16	Delinquent Tax & Lien Collections	County Taxes .40	8,862,862.90
Collection of Taxes	127,909.30	Business Personalty Replacement Taxes	County Library Taxes .03	733,871.25
Planning, Housing & Development	89,450.00	Taxes from Public Utilities	Local Municipal Purpase Taxes .24	5,352,500.00
Human Resources	116,109.00	Other Miscellaneous Tax Revenues	Veteran & Senior Citizen Taxes	74,950.00
Elections	4,850.00	State Aid Revenues	Total Taxes for Rate Computation 1.02	22,666,674.18
General Administration (other)	354,920.05	Federal Aid Revenues	Special District Taxes	
JUDICIARY		State and Local Fiscal Assistance Act Utilized	Bank Corp. Taxes	
Municipal Courts	78,347.02	Sale of Acquired Property	Added and Omitted Taxes	70,000.67
PUBLIC SAFETY		Other Miscellaneous Revenues	Total Taxes Levied - ABSTRACT	22,661,724.85
Fire Protection	144,586.53	Total	Total Taxes Billed	22,661,724.85
Police Protection	2,026,071.25	Prior Years Surplus Appropriated	1992 TAXES COLLECTED	21,913,421.35
Civil Defense & Disaster Control	2,800.00	REVENUES TOTAL	1992 Taxes Cancelled, Abated or Adjusted	
Environmental Inspection & Control	70,644.00	Reserve For Uncollected Taxes	Transfer to Tax Title Liens or Foreclosed	
Other Public Safety		CAPITAL OUTLAY TOTAL	Balance Outstanding Dec. 31, 1992	728,303.50
PUBLIC WORKS			PRIOR YEARS TAXES OUTSTANDING	
Streets and Drainage	718,652.65	Public Enterprises	Balance January 1, 1992	760,663.50
Sewers and Sewage Processing		Recreation-Culture	Collected in 1992	647,522.69
Garbage and Trash Disposal	1,687,425.00	Public Works	Cancelled, Abated or Adjusted 1992	
Public Buildings and Grounds		Buildings and Grounds	Transfers to Tax Title Liens or Foreclosed	
Other Public Works	425,962.10	Library and Education	Balance December 31, 1992	113,140.81
HEALTH and WELFARE		Conservation	TAX TITLE LIENS OUTSTANDING	
Health Services Except Environmental	306,195.55	All Other	Balance January 1, 1992	16,082.54
Welfare-Public Assistance	10,400.00	CAPITAL DEBT AUTHORIZED, DECEMBER 31, 1992	Transfer From Taxes	
Hospital, Clinics, First Aid	5,000.00	ISSUED AND UNISSUED	Redeemed in 1992	
Animal, Insect, & Rodent Control	16,518.86	SCHOOL	Cancelled, Abated or Adjusted (1992)	
Other Welfare Services		GROSS DEBT	Transfers to Foreclosed Property	
RECREATION and CONSERVATION		Self-Liquidating	Balance December 31, 1992	16,082.54
Beaches and Boardwalks	659,254.16	Other	PROPERTY ACQUIRED BY DEED OR	
Parks, Playgrounds, Shade Trees		Total	FORECLOSURE	
Land Reclamation & Conservation	1,000,000.00	ISSUED AND OUTSTANDING	Balance January 1, 1992	5,400.00
Other Recreational Services		SCHOOL	Transfers From Taxes or Liens	
EDUCATION (excluding schools)		Self-Liquidating	Sale for Cash (1992)	
Libraries		Other	Cancelled, Abated or Adjusted (1992)	
Other Educational Services	500.00	Total	Balance December 31, 1992	5,400.00
STATUTORY EXPENDITURES		EQUALIZED VALUATION BASIS	CURRENT FINANCES DECEMBER 31, 1992	
Pensions & F. I. C. A.	660,581.43	FOR NET DEBT COMPUTATION	ASSETS	
Employee Fringe Benefits	579,585.68	REAL PROPERTY VALUATIONS	Cash Dec. 31, 1992	4,927,972.99
Other Statutory Expenditures	15,440.00	Code Class # of Parcels % VAL'N	Taxes Receivable	841,444.31
CETA And Other Public Employment Programs		1 Vacant Land 1291 5.78	Tax Title Liens	16,082.54
MUNICIPAL FUNCTIONS TOTAL	9,433,533.62	2 Residential 7250 90.58	Foreclosed Property	5,400.00
CAPITAL IMPROVEMENTS *MEMO*	50,000.00	3 Farm	Emergencies & Other Deferred Charges	1,010,000.00
DEBT SERVICE		4a Commercial 192 3.43	State and Federal Aid Receivable	
Principal Payments	285,000.00	4b Industrial	Other Receivables	236,144.42
Interest Payments	471,072.25	4c Apartments 16 .21	Total	7,037,044.25
DEFERRED CHARGES	14,000.00	Total 8749	LIABILITIES, RESERVES, AND SURPLUS	
SCHOOL, COUNTY, SPECIAL DISTRICT TAXES	17,219,224.13	Land Area 4.30 Sq. Miles	Cash Liabilities	3,851,564.82
RESERVE FOR UNCOLLECTED TAXES	897,729.00	Net Valuation Taxable-Municipal	Reserves for Receivables	1,099,071.27
EXPENDITURES TOTAL	28,320,559.05	Net Valuation Taxable-County	Surplus Dec. 31, 1992	2,086,408.17
		State Equalized Valuation	Total	7,037,044.24
		State Equalization Ratio		
				101.78

1325
 Population 1980 29,819
 Population 1990 23,658
 S & P Rating
 Moody Rating A

General Tax Rate Per \$100. 2.68
 State Equalized Tax Rate 2.54

LONG BRANCH CITY - MONMOUTH CO.
 Form of Government:
Mayor-Council Plan A (OMCL 50)
 Number of Members on Governing Body - 5

PER CAPITA:
 Gross Debt 381.63
 Net Debt 352.67
 Debt Service 73.66
 Total Tax Levy 1,261.01
 Municipal Expenditures 765.56

PER CENT:
 Gross Debt .75
 Net Debt .69
 Tax Levy Collected 92.74
 Tax Levy Cancelled, Abated or Adjusted .84

EXPENDITURES		REVENUES-REALIZED		1992 PROPERTY TAX	
GENERAL GOVERNMENT				STATE EQUALIZED TAX RATE	
Governing Body & Public Boards	12,893.50	1992 Property Taxes Collected	33,521,909.34	Local District School Taxes	1.23 17,462,393.00
Municipal Clerk	114,546.00	1992 Payments in Lieu of Taxes		Regional & Consolidated School Tax	
Financial Administration	264,765.00	Delinquent Tax & Lien Collections	2,205,877.52	School Taxes in Municipal Budget	
Assessment of Taxes	143,404.90	Business Personalty Replacement Taxes	245,225.72	County Taxes	.46 * 6,463,542.32
Collection of Taxes	129,627.98	Taxes from Public Utilities	1,676,326.00	County Library Taxes	
Planning, Housing & Development	271,824.00	Other Miscellaneous Tax Revenues		Local Municipal Purpose Taxes	.86 12,155,184.90
Human Resources	1,367,553.00	State Aid Revenues	4,150,205.20	Veteran & Senior Citizen Taxes	
Elections		Federal Aid Revenues		Total Taxes for Rate Computation	2.55 36,223,470.22
General Administration (other)	2,092,560.79	State and Local Fiscal Assistance Act Utilized		Special District Taxes	
JUDICIARY		Sale of Acquired Property		Bank Corp. Taxes	
Municipal Courts	313,646.57	Other Miscellaneous Revenues	2,086,354.55	Added and Omitted Taxes	56,677.28
PUBLIC SAFETY		Total	43,885,898.33	Total Taxes Levied - ABSTRACT	36,137,897.50
Fire Protection	1,518,722.61	Prior Years Surplus Appropriated		Total Taxes Billed	36,144,855.28
Police Protection	3,417,853.06	REVENUES TOTAL	43,885,898.33	1992 TAXES COLLECTED	33,521,909.34
Civil Defense & Disaster Control		Reserve For Uncollected Taxes	2,629,567.40	1992 Taxes Cancelled, Abated or Adjusted	302,731.32
Environmental Inspection & Control		CAPITAL OUTLAY TOTAL		Transfer to Tax Title Liens or Foreclosed	314,111.24
Other Public Safety			529,863.00	Balance Outstanding Dec. 31, 1992	2,006,103.38
PUBLIC WORKS				PRIOR YEARS TAXES OUTSTANDING	
Streets and Drainage	948,326.68	Public Enterprises		Balance January 1, 1992	2,161,231.81
Sewers and Sewage Processing	685,786.84	Recreation-Culture	1,040.00	Collected in 1992	1,920,929.15
Garbage and Trash Disposal	1,286,254.20	Public Works	515,055.00	Cancelled, Abated or Adjusted 1992	1,485.10
Public Buildings and Grounds	562,855.18	Buildings and Grounds	13,773.00	Transfers to Tax Title Liens or Foreclosed	174,632.91
Other Public Works	222,406.67	Library and Education		Balance December 31, 1992	64,294.65
HEALTH and WELFARE		Conservation		TAX TITLE LIENS OUTSTANDING	
Health Services Except Environmental	358,754.41	All Other		Balance January 1, 1992	531,320.59
Welfare-Public Assistance	75,597.50	CAPITAL DEBT AUTHORIZED, DECEMBER 31, 1992		Transfer From Taxes	516,374.35
Hospital, Clinics, First Aid		ISSUED AND UNISSUED	GROSS DEBT	Redeemed in 1992	255,085.18
Animal, Insect, & Rodent Control		School	330,000	Cancelled, Abated or Adjusted (1992)	
Other Welfare Services	64,739.00	Self-Liquidating		Transfers to Foreclosed Property	
RECREATION and CONSERVATION		Other	10,106,754	Balance December 31, 1992	792,609.75
Beaches and Boardwalks	169,627.00	Total	10,936,754	PROPERTY ACQUIRED BY DEED OR FORECLOSURE	
Parks, Playgrounds, Shade Trees	536,826.70			Balance January 1, 1992	2,472,200.00
Land Reclamation & Conservation	2,500.00			Transfers From Taxes or Liens	
Other Recreational Services	212,144.06			Sale for Cash (1992)	
EDUCATION (excluding schools)				Cancelled, Abated or Adjusted (1992)	
Libraries	522,151.19			Balance December 31, 1992	2,472,200.00
Other Educational Services				CURRENT FINANCES DECEMBER 31, 1992	
STATUTORY EXPENDITURES				ASSETS	
Pensions & F. L. C. A.	336,035.70			Cash Dec. 31, 1992	9,442,042.51
Employee Fringe Benefits	1,204,903.89			Taxes Receivable	2,070,388.03
Other Statutory Expenditures	15,000.00			Tax Title Liens	792,609.75
CETA And Other Public Employment Programs				Foreclosed Property	2,472,200.00
MUNICIPAL FUNCTIONS TOTAL				Emergencies & Other Deferred Charges	313,000.00
CAPITAL IMPROVEMENTS *MEMO*				State and Federal Aid Receivable	1,755,797.09
DEBT SERVICE				Other Receivables	132,343.71
Principal Payments	1,348,187.62			Total	16,973,391.09
Interest Payments	762,635.79			LIABILITIES, RESERVES, AND SURPLUS	
DEFERRED CHARGES				Cash Liabilities	7,605,803.27
SCHOOL, COUNTY, SPECIAL DISTRICT TAXES	23,926,035.32			Reserves for Receivables	7,030,433.57
RESERVE FOR UNCOLLECTED TAXES	2,629,567.40			Surplus Dec. 31, 1992	2,342,134.24
EXPENDITURES TOTAL	45,365,331.18			Total	16,973,391.09

0115
 Population 1980 1,249
 Population 1990 1,224
 S & P Rating 3BB+
 Moody Rating 3AA1

General Tax Rate Per \$100. 1.83
 State Equalized Tax Rate 1.03

LONGPORT BORO. - ATLANTIC CO.
 Form of Government:
Commission (1911)
 Number of Members on Governing Body - 3

PER CAPITA:
 Grass Debt 3,568.12
 Net Debt 3,496.64
 Debt Service 582.46
 Total Tax Levy 4,385.74
 Municipal Expenditures 2,645.04

PER CENT:
 Grass Debt .85
 Net Debt .83
 Tax Levy Collected 94.27
 Tax Levy Cancelled, Abated or Adjusted

EXPENDITURES		REVENUES-REALIZED		1992 PROPERTY TAX	
GENERAL GOVERNMENT		REVENUES-REALIZED		STATE EQUALIZED TAX RATE	
Governing Body & Public Boards		1992 Property Taxes Collected	5,060,325.94	Local District School Taxes	716,439.00
Municipal Clerk	43,300.00	1992 Payments in Lieu of Taxes		Regional & Consolidated School Tax	
Financial Administration	69,183.63	Delinquent Tax & Lien Collections	282,390.86	School Taxes in Municipal Budget	
Assessment of Taxes	51,147.37	Business Personalty Replacement Taxes	5,337.00	County Taxes	2,335,603.48 *
Collection of Taxes		Taxes from Public Utilities	118,221.00	County Library Taxes	163,599.67
Planning, Housing & Development	6,830.00	Other Miscellaneous Tax Revenues		Local Municipal Purpose Taxes	2,127,365.95
Human Resources	41,180.00	State Aid Revenues	64,384.90	Veteran & Senior Citizen Taxes	20,000.00
Elections		Federal Aid Revenues		Total Taxes for Rate Computation	5,368,008.10
General Administration (other)	164,824.95	State and Local Fiscal Assistance Act Utilized		Special District Taxes	
JUDICIARY		Sale of Acquired Property		Bank Corp. Taxes	
Municipal Courts	62,326.63	Other Miscellaneous Revenues	332,031.14	Added and Omitted Taxes	20,139.21
PUBLIC SAFETY		Total	5,863,690.94	Total Taxes Levied - ABSTRACT	5,368,147.31
Fire Protection	29,506.00	Prior Years Surplus Appropriated	245,158.00	Total Taxes Billed	5,368,147.31
Police Protection	579,835.27	REVENUES TOTAL	6,108,848.84	1992 TAXES COLLECTED	5,060,325.96
Civil Defense & Disaster Control	1,250.00	Reserve For Uncollected Taxes	361,378.25	1992 Taxes Cancelled, Abated or Adjusted	
Environmental Inspection & Control	34,625.00	CAPITAL OUTLAY TOTAL	155,616.31	Transfer to Tax Title Liens or Foreclosed	
Other Public Safety		Public Enterprises	5,389.14	Balance Outstanding Dec. 31, 1992	307,821.37
PUBLIC WORKS		Recreation-Culture		PRIOR YEARS TAXES OUTSTANDING	
Streets and Drainage	172,140.00	Public Works	73,681.73	Balance January 1, 1992	316,941.44
Sewers and Sewage Processing		Buildings and Grounds	76,343.44	Collected in 1992	282,390.86
Garbage and Trash Disposal	118,290.64	Library and Education		Cancelled, Abated or Adjusted 1992	
Public Buildings and Grounds	47,000.00	Conservation		Transfers to Tax Title Liens or Foreclosed	
Other Public Works	7,525.00	All Other		Balance December 31, 1992	34,550.58
HEALTH and WELFARE		CAPITAL DEBT AUTHORIZED, DECEMBER 31, 1992		TAX TITLE LIENS OUTSTANDING	
Health Services Except Environmental	300.00	ISSUED AND UNISSUED		Balance January 1, 1992	
Welfare-Public Assistance	150.00	School		Transfer From Taxes	
Hospital, Clinics, First Aid		Self-Liquidating	87,500	Redeemed in 1992	
Animal, Insect, & Rodent Control	650.00	Other	4,279,883	Cancelled, Abated or Adjusted (1992)	
Other Welfare Services		Total	4,367,383	Transfers to Foreclosed Property	
RECREATION and CONSERVATION		ISSUED AND OUTSTANDING		Balance December 31, 1992	
Beaches and Boardwalks	124,368.36	School		PROPERTY ACQUIRED BY DEED OR FORECLOSURE	
Parks, Playgrounds, Shade Trees	82,350.00	Self-Liquidating	87,500.00	Balance January 1, 1992	17,695.00
Land Reclamation & Conservation	105,000.00	Other	4,271,000.00	Transfers From Taxes or Liens	
Other Recreational Services	17,000.00	Total	4,358,500.00	Sale for Cash (1992)	
EDUCATION (excluding schools)		EQUALIZED VALUATION BASIS FOR NET DEBT COMPUTATION		Cancelled, Abated or Adjusted (1992)	
Libraries		REAL PROPERTY VALUATIONS		Balance December 31, 1992	17,695.00
Other Educational Services		Code Class # of Parcels % VALN ASSESSED VALUATION		CURRENT FINANCES DECEMBER 31, 1992	
STATUTORY EXPENDITURES		1 Vacant Land 81 3.50 9,973,800.00		ASSETS	
Pensions & F. L. C. A.	93,048.00	2 Residential 1504 94.34 268,068,800.00		Cash Dec. 31, 1992	609,149.57
Employee Fringe Benefits	296,500.00	3 Farm 7 1.26 3,593,000.00		Taxes Receivable	342,371.95
Other Statutory Expenditures		4a Commercial 7 1.26 3,593,000.00		Tax Title Liens	
CETA And Other Public Employment Programs		4b Industrial 17 1.20 3,409,400.00		Foreclosed Property	17,695.00
MUNICIPAL FUNCTIONS TOTAL	2,153,330.85	4c Apartments 17 1.20 3,409,400.00		Emergencies & Other Deferred Charges	177,527.23
CAPITAL IMPROVEMENTS *ME 90*	7,500.00	Total 1639 285,045,000.00		State and Federal Aid Receivable	
DEBT SERVICE		Land Area .30 Sq. Miles		Other Receivables	4,345.97
Principal Payments	420,000.00	Net Valuation Taxable-Municipal	285,217,864	Total	1,151,089.72
Interest Payments	292,931.65	Net Valuation Taxable-County	507,644,199	LIABILITIES, RESERVES, AND SURPLUS	
DEFERRED CHARGES	9,890.00	State Equalized Valuation	519,759,093	Cash Liabilities	226,250.59
SCHOOL, COUNTY, SPECIAL DISTRICT TAXES	3,220,642.15	State Equalization Ratio	54.86	Reserves for Receivables	364,412.92
RESERVE FOR UNCOLLECTED TAXES	361,378.25			Surplus Dec. 31, 1992	560,426.21
EXPENDITURES TOTAL	6,458,172.90			Total	1,151,089.72

*Includes County Health Service Taxes, County Vocational School Taxes, or County Open Space Tax. See Table 13.

2115

Population 1980 4,998
 Population 1990 5,052
 S & P Rating
 Moody Rating

General Tax Rate Per \$100. 1.75
 State Equalized Tax Rate 1.80

LOPATCONG TOWNSHIP - WARREN CO.
 Form of Government:
Small Municipality Plan C (OMCL 50)
 Number of Members on Governing Body - 3

PER CAPITA: PER CENT:
 Grass Debt 40.11 Grass Debt .07
 Net Debt 40.11 Net Debt .07
 Debt Service Tax Levy Collected 91.90
 Total Tax Levy 1,069.94 Tax Levy Cancelled, Abated
 Municipal Expenditures 548.16 or Adjusted .45

EXPENDITURES		REVENUES-REALIZED		1992 PROPERTY TAX	
GENERAL GOVERNMENT		REVENUES		STATE EQUALIZED TAX RATE	
Governing Body & Public Boards		1992 Property Taxes Collected	4,986,852.66	Local District Schaal Taxes	1.70 2,931,035.00
Municipal Clerk		1992 Payments in Lieu of Taxes		Regional & Consolidated School Tax	
Financial Administration	20,458.55	Delinquent Tax & Lien Collections	357,984.66	School Taxes in Municipal Budget	
Assessment of Taxes	26,710.33	Business Personalty Replacement Taxes	73,631.20	County Taxes	.60 1,779,087.92
Collection of Taxes	22,210.33	Taxes from Public Utilities	730,128.44	County Library Taxes	.05 150,491.76
Planning, Housing & Development	14,737.50	Other Miscellaneous Tax Revenues		Local Municipal Purpose Taxes	.14 422,494.04
Human Resources	71,412.08	State Aid Revenues	206,413.03	Veteran & Senior Citizen Taxes	
Elections	2,853.69	Federal Aid Revenues		Total Taxes far Rate Computation	1.79 5,342,408.72
General Administration (other)	307,679.79	State and Local Fiscal Assistance Act Utilized		Special District Taxes	
JUDICIARY		Sale of Acquired Property	6,002.00	Bank Corp. Taxes	
Municipal Courts	108,649.14	Other Miscellaneous Revenues	552,229.17	Added and Omitted Taxes	122,231.37
PUBLIC SAFETY		Total	6,913,241.16	Total Taxes Levied - ABSTRACT	5,405,340.09
Fire Protection	159,372.76	Prior Years Surplus Appropriated	835,168.00	Total Taxes Billed	5,426,412.54
Police Protection	634,161.63	REVENUES TOTAL	7,748,409.16	1992 TAXES COLLECTED	4,986,852.66
Civil Defense & Disaster Control	1,884.23	Reserve For Uncollected Taxes	577,888.19	1992 Taxes Cancelled, Abated or Adjusted	24,655.02
Environmental Inspection & Control	43,076.92	CAPITAL OUTLAY TOTAL	50,198.32	Transfer to Tax Title Liens or Foreclosed	22,195.25
Other Public Safety	800.00	Public Enterprises		Balance Outstanding Dec. 31, 1992	392,709.61
PUBLIC WORKS		Recreation-Culture		PRIOR YEARS TAXES OUTSTANDING	
Streets and Drainage	273,819.05	Public Works	43,629.20	Balance January 1, 1992	342,791.11
Sewers and Sewage Processing	4,500.00	Buildings and Grounds	6,569.12	Collected in 1992	291,141.40
Garbage and Trash Disposal	25,000.00	Library and Education		Cancelled, Abated or Adjusted 1992	10,997.33
Public Buildings and Grounds	45,593.23	Conservation		Transfers to Tax Title Liens or Foreclosed	2,545.60
Other Public Works		All Other		Balance December 31, 1992	38,106.78
HEALTH and WELFARE		CAPITAL DEBT AUTHORIZED, DECEMBER 31, 1992		TAX TITLE LIENS OUTSTANDING	
Health Services Except Environmental	1,000.00	ISSUED AND UNISSUED		Balance January 1, 1992	95,938.12
Welfare-Public Assistance	7,325.11	Schaal		Transfer From Taxes	26,147.51
Hospital, Clinics, First Aid		Self-Liquidating		Redeemed in 1992	61,628.67
Animal, Insect, & Rodent Control	3,500.00	Other	202,612	Cancelled, Abated or Adjusted (1992)	
Other Welfare Services		Total	202,612	Transfers to Foreclosed Property	
RECREATION and CONSERVATION		ISSUED AND OUTSTANDING		Balance December 31, 1992	60,456.95
Beaches and Boardwalks		School		PROPERTY ACQUIRED BY DEED OR FORECLOSURE	
Parks, Playgrounds, Shade Trees	24,105.58	Self-Liquidating		Balance January 1, 1992	110,105.00
Land Reclamation & Conservation	500.00	Other	75,125.01	Transfers From Taxes or Liens	
Other Recreational Services	9,400.00	Total	75,125.01	Sale for Cash (1992)	
EDUCATION (excluding schools)		EQUALIZED VALUATION BASIS FOR NET DEBT COMPUTATION	289,348,470	Cancelled, Abated or Adjusted (1992)	
Libraries		REAL PROPERTY VALUATIONS		Balance December 31, 1992	110,105.00
Other Educational Services		Code Class # of Parcels % VAL'N ASSESSED VALUATION		CURRENT FINANCES DECEMBER 31, 1992	
STATUTORY EXPENDITURES		1 Vacant Land 313 5.85 17,653,350.00		ASSETS	
Pensions & F. L. C. A.	185,636.12	2 Residential 1419 63.02 190,048,961.00		Cash Dec. 31, 1992	2,167,076.63
Employee Fringe Benefits	160,000.00	3 Farm 99 2.50 7,545,324.00		Taxes Receivable	430,816.39
Other Statutory Expenditures	1,076.13	4a Commercial 104 19.89 59,970,156.00		Tax Title Liens	50,456.95
CETA And Other Public Employment Programs		4b Industrial 12 4.99 15,054,600.00		Foreclosed Property	110,105.00
MUNICIPAL FUNCTIONS TOTAL	2,160,462.18	4c Apartments 2 3.74 11,288,400.00		Emergencies & Other Deferred Charges	65,549.65
CAPITAL IMPROVEMENTS *MEMO*	65,000.00	Total 1949 301,560,789.00		State and Federal Aid Receivable	
DEBT SERVICE		Land Area 6.90 Sq. Miles		Other Receivables	25,549.25
Principal Payments		Net Valuation Taxable-Municipal	303,001,252	Total	2,860,553.88
Interest Payments		Net Valuation Taxable-County	288,921,754	LIABILITIES, RESERVES, AND SURPLUS	
DEFERRED CHARGES	30,942.39	State Equalized Valuation	294,445,505	Cash Liabilities	1,040,544.17
SCHOOL, COUNTY, SPECIAL DISTRICT TAXES	4,860,614.63	State Equalization Ratio	102.92	Reserves for Receivables	627,927.60
RESERVE FOR UNCOLLECTED TAXES	577,888.19			Surplus Dec. 31, 1992	1,192,092.11
EXPENDITURES TOTAL	7,629,907.44			Total	2,860,553.88

0535
 Population 1980 17,105
 Population 1990 23,820
 S & P Rating
 Moody Rating AAA

General Tax Rate Per \$100. 1.94
 State Equalized Tax Rate 1.92

LOWER TWP. - CAPE MAY CO.
 Form of Government:
Council-Manager Plan E (OMCL 50)
 Number of Members on Governing Body - 5

PER CAPITA:
 Grass Debt 323.25
 Net Debt 282.80
 Debt Service 43.80
 Total Tax Levy 1,262.26
 Municipal Expenditures 611.75

PER CENT:
 Grass Debt .53
 Net Debt .46
 Tax Levy Collected 88.80
 Tax Levy Cancelled, Abated or Adjusted 1.72

EXPENDITURES		REVENUES-REALIZED		1992 PROPERTY TAX	
GENERAL GOVERNMENT		REVENUES		STATE EQUALIZED TAX RATE	
Governing Body & Public Boards	39,000.00	1992 Property Taxes Collected	23,357,765.74	Local District School Taxes	.53
Municipal Clerk	102,000.00	1992 Payments in Lieu of Taxes	18,246.30	Regional & Consolidated School Tax	.39
Financial Administration	201,317.30	Delinquent Tax & Lien Collections	1,965,216.18	School Taxes in Municipal Budget	
Assessment of Taxes	110,000.00	Business Personalty Replacement Taxes	149,040.44	County Taxes	.40 *
Collection of Taxes	128,800.00	Taxes from Public Utilities	992,232.00	County Library Taxes	.03
Planning, Housing & Development	106,500.00	Other Miscellaneous Tax Revenues		Local Municipal Purpose Taxes	.57
Human Resources	160,538.30	State Aid Revenues	792,626.50	Veteran & Senior Citizen Taxes	
Elections		Federal Aid Revenues		Total Taxes for Rate Computation	1.92
General Administration (other)	745,650.00	State and Local Fiscal Assistance Act Utilized		Special District Taxes	
JUDICIARY		Sale of Acquired Property		Bank Corp. Taxes	
Municipal Courts	197,276.79	Other Miscellaneous Revenues	1,532,065.70	Added and Omitted Taxes	
PUBLIC SAFETY		Total	28,807,192.86	Total Taxes Levied - ABSTRACT	
Fire Protection	110,550.00	Prior Years Surplus Appropriated		Total Taxes Billed	26,280,280.87
Police Protection	2,280,092.42	REVENUES TOTAL	28,807,192.86	1992 TAXES COLLECTED	23,357,765.74
Civil Defense & Disaster Control	4,000.00	Reserve For Uncollected Taxes	2,450,373.04	1992 Taxes Cancelled, Abated or Adjusted	452,288.05
Environmental Inspection & Control	229,800.00	CAPITAL OUTLAY	TOTAL	Transfer to Tax Title Liens or Foreclosed	418,456.02
Other Public Safety			573,642.33	Balance Outstanding Dec. 31, 1992	2,076,001.83
PUBLIC WORKS		Public Enterprises		PRIOR YEARS TAXES OUTSTANDING	
Streets and Drainage	228,500.00	Recreation-Culture	68,003.35	Balance January 1, 1992	1,758,502.25
Sewers and Sewage Processing		Public Works	311,014.36	Collected in 1992	1,661,262.03
Garbage and Trash Disposal	701,000.00	Buildings and Grounds	194,624.12	Cancelled, Abated or Adjusted 1992	20,229.94
Public Buildings and Grounds	184,500.00	Library and Education		Transfers to Tax Title Liens or Foreclosed	45,882.37
Other Public Works	1,363,000.00	Conservation		Balance December 31, 1992	31,127.91
HEALTH and WELFARE		All Other		TAX TITLE LIENS OUTSTANDING	
Health Services Except Environmental	29,100.00	CAPITAL DEBT AUTHORIZED, DECEMBER 31, 1992		Balance January 1, 1992	752,710.65
Welfare-Public Assistance	14,187.08	ISSUED AND UNISSUED	GROSS DEBT	Transfer From Taxes	471,024.51
Hospital, Clinics, First Aid		School	842,146	Redeemed in 1992	303,954.15
Animal, Insect, & Rodent Control	23,100.00	Self-Liquidating		Cancelled, Abated or Adjusted (1992)	
Other Welfare Services		Other	5,888,000	Transfers to Foreclosed Property	
RECREATION and CONSERVATION		Total	6,730,146	Balance December 31, 1992	919,781.01
Beaches and Boardwalks		ISSUED AND OUTSTANDING		PROPERTY ACQUIRED BY DEED OR FORECLOSURE	
Parks, Playgrounds, Shade Trees	186,000.00	School	842,146.16	Balance January 1, 1992	265,100.00
Land Reclamation & Conservation		Self-Liquidating		Transfers From Taxes or Liens	
Other Recreational Services	2,300.00	Other	4,904,000.00	Sale for Cash (1992)	
EDUCATION (excluding schools)		Total	5,746,146.16	Cancelled, Abated or Adjusted (1992)	
Libraries		EQUALIZED VALUATION BASIS		Balance December 31, 1992	265,100.00
Other Educational Services		FOR NET DEBT COMPUTATION	1,266,687,683	CURRENT FINANCES DECEMBER 31, 1992	
STATUTORY EXPENDITURES		REAL PROPERTY VALUATIONS		ASSETS	
Pensions & F. L. C. A.	647,952.62	Code Class # of Parcels % VAL'N	ASSESSED VALUATION	Cash Dec. 31, 1992	7,036,406.45
Employee Fringe Benefits	900,000.00	1 Vacant Land 1617 6.39	81,693,400.00	Taxes Receivable	2,107,129.74
Other Statutory Expenditures	5,000.00	2 Residential 12235 80.62	1,030,420,900.00	Tax Title Liens	919,781.01
CETA And Other Public Employment Programs		3 Farm 155 .42	5,414,900.00	Foreclosed Property	265,100.00
MUNICIPAL FUNCTIONS TOTAL	8,700,164.51	4a Commercial 398 11.92	152,378,400.00	Emergencies & Other Deferred Charges	241,498.37
CAPITAL IMPROVEMENTS *MEMO*	50,000.00	4b Industrial 7 .11	1,413,500.00	State and Federal Aid Receivable	115,001.09
DEBT SERVICE		4c Apartments 2 .53	6,786,000.00	Other Receivables	27,303.13
Principal Payments	655,000.00	Total 14414	1,278,107,100.00	Total	10,712,219.79
Interest Payments	361,020.98	Land Area 29.91 Sq. Miles		LIABILITIES, RESERVES, AND SURPLUS	
DEFERRED CHARGES	570,155.23	Net Valuation Taxable-Municipal	1,290,534,774	Cash Liabilities	7,113,172.86
SCHOOL, COUNTY, SPECIAL DISTRICT TAXES	18,407,618.94	Net Valuation Taxable-County	1,323,175,718	Reserves for Receivables	3,318,630.17
RESERVE FOR UNCOLLECTED TAXES	2,450,373.04	State Equalized Valuation	1,307,105,665	Surplus Dec. 31, 1992	280,416.75
EXPENDITURES TOTAL	31,144,332.70	State Equalization Ratio	98.72	Total	10,712,219.79

1734

Population 1980 1,547
 Population 1990 1,858
 S & P Rating
 Moody Rating

General Tax Rate Per \$100 .91
 State Equalized Tax Rate .79

LOWER ALLOWAYS CREEK - SALEM CO.
 Form of Government:
 Township Committee
 Number of Members on Governing Body - 3

PER CAPITA:
 Gross Debt
 Net Debt
 Debt Service
 Total Tax Levy 654.73
 Municipal Expenditures 5,169.97

PER CENT:
 Gross Debt
 Net Debt
 Tax Levy Collected 93.27
 Tax Levy Cancelled, Abated
 or Adjusted

EXPENDITURES	REVENUES-REALIZED	1992 PROPERTY TAX
GENERAL GOVERNMENT		STATE EQUALIZED TAX RATE →
Governing Body & Public Boards		Local District School Taxes
Municipal Clerk		Regional & Consolidated School Tax
Financial Administration	99,600.00	School Taxes in Municipal Budget
Assessment of Taxes	16,192.00	County Taxes .81 1,211,759.70
Collection of Taxes	17,100.00	County Library Taxes
Planning, Housing & Development	97,027.00	Local Municipal Purpose Taxes
Human Resources	23,003.41	Veteran & Senior Citizen Taxes 14,650.00
Elections		Total Taxes for Rate Computation .81 1,226,409.70
General Administration (other)	3,107,705.53	Special District Taxes
JUDICIARY		Bank Corp. Taxes
Municipal Courts	51,550.00	Added and Omitted Taxes 4,728.29
PUBLIC SAFETY		Total Taxes Levied - ABSTRACT 1,216,487.99
Fire Protection	29,220.00	Total Taxes Billed 1,176,051.13
Police Protection	873,050.00	1992 TAXES COLLECTED 1,096,920.91
Civil Defense & Disaster Control	22,500.00	1992 Taxes Cancelled, Abated or Adjusted
Environmental Inspection & Control	29,325.00	Transfer to Tax Title Liens or Foreclosed
Other Public Safety		Balance Outstanding Dec. 31, 1992 79,130.22
PUBLIC WORKS		PRIOR YEARS TAXES OUTSTANDING
Streets and Drainage	445,900.00	Balance January 1, 1992 57,026.34
Sewers and Sewage Processing	236,194.00	Collected in 1992 55,715.06
Garbage and Trash Disposal	184,000.00	Cancelled, Abated or Adjusted 1992
Public Buildings and Grounds	657,500.00	Transfers to Tax Title Liens or Foreclosed
Other Public Works	100,182.00	Balance December 31, 1992 1,311.28
HEALTH and WELFARE		TAX TITLE LIENS OUTSTANDING
Health Services Except Environmental	48,405.00	Balance January 1, 1992
Welfare-Public Assistance	5,630.00	Transfer From Taxes
Hospital, Clinics, First Aid	1,000.00	Redeemed in 1992
Animal, Insect, & Rodent Control	124,000.00	Cancelled, Abated or Adjusted (1992)
Other Welfare Services		Transfers to Foreclosed Property
RECREATION and CONSERVATION		Balance December 31, 1992
Beaches and Boardwalks		PROPERTY ACQUIRED BY DEED OR FORECLOSURE
Parks, Playgrounds, Shade Trees	25,500.00	Balance January 1, 1992 2,550.00
Land Reclamation & Conservation	100.00	Transfers From Taxes or Liens
Other Recreational Services	332,400.00	Sale for Cash (1992)
EDUCATION (excluding schools)		Cancelled, Abated or Adjusted (1992)
Libraries		Balance December 31, 1992 2,550.00
Other Educational Services	1,876,981.00	CURRENT FINANCES DECEMBER 31, 1992
STATUTORY EXPENDITURES		ASSETS
Pensions & F. L. C. A.	212,649.00	Cash Dec. 31, 1992 6,852,771.22
Employee Fringe Benefits	800,000.00	Taxes Receivable 80,441.50
Other Statutory Expenditures	6,000.00	Tax Title Liens
CETA And Other Public Employment Programs		Foreclosed Property 2,550.00
MUNICIPAL FUNCTIONS TOTAL	9,477,713.94	Emergencies & Other Deferred Charges 5,091.08
CAPITAL IMPROVEMENTS *ME 40*	236,000.00	State and Federal Aid Receivable 728.01
DEBT SERVICE		Other Receivables 110,334.27
Principal Payments		Total 7,052,416.08
Interest Payments		LIABILITIES, RESERVES, AND SURPLUS
DEFERRED CHARGES	9,249.01	Cash Liabilities 1,363,200.34
SCHOOL, COUNTY, SPECIAL DISTRICT TAXES	1,211,759.70	Reserves for Receivables 193,825.77
RESERVE FOR UNCOLLECTED TAXES	113,843.05	Surplus Dec. 31, 1992 4,995,389.47
EXPENDITURES TOTAL	10,817,570.70	Total 7,052,416.08
	REVENUES	
	1992 Property Taxes Collected 1,076,920.91	
	1992 Payments in Lieu of Taxes	
	Delinquent Tax & Lien Collections 55,715.06	
	Business Personalty Replacement Taxes 14,890.64	
	Taxes from Public Utilities 6,637,067.00	
	Other Miscellaneous Tax Revenues	
	State Aid Revenues 60,235.41	
	Federal Aid Revenues	
	State and Local Fiscal Assistance Act Utilized	
	Sale of Acquired Property	
	Other Miscellaneous Revenues	
	Total 12,258,445.11	
	Prior Years Surplus Appropriated	
	REVENUES TOTAL 12,258,445.11	
	Reserve For Uncollected Taxes 118,843.05	
	CAPITAL OUTLAY TOTAL 399,390.63	
	Public Enterprises	
	Recreation—Culture 4,050.00	
	Public Works 170,847.63	
	Buildings and Grounds 224,493.00	
	Library and Education	
	Conservation	
	All Other	
	CAPITAL DEBT AUTHORIZED, DECEMBER 31, 1992	
	ISSUED AND UNISSUED GROSS DEBT NET DEBT	
	School	
	Self-Liquidating	
	Other	
	Total	
	ISSUED AND OUTSTANDING	
	School	
	Self-Liquidating	
	Other	
	Total	
	EQUALIZED VALUATION BASIS FOR NET DEBT COMPUTATION 134,205,240	
	REAL PROPERTY VALUATIONS	ASSESSED VALUATION
	Code Class # of Parcels % VAL'N	
	1 Vacant Land 184 1.60 2,038,950.00	
	2 Residential 427 21.28 27,147,900.00	
	3 Farm 607 17.32 22,098,900.00	
	4a Commercial 13 .78 995,400.00	
	4b Industrial 1 59.02 75,297,800.00	
	4c Apartments	
	Total 1232 127,578,950.00	
	Land Area 47.70 Sq. Miles	
	Net Valuation Taxable-Municipal 128,716,795	
	Net Valuation Taxable-County 154,873,947	
	State Equalized Valuation 148,849,956	
	State Equalization Ratio 86.37	

0317

Population 1980 5,236
 Population 1990 6,705
 S & P Rating
 Moody Rating

General Tax Rate Per \$100. 2.11
 State Equalized Tax Rate 2.23

LUMBERTON TOWNSHIP - BURLINGTON CO.

Form of Government:

Township Committee

Number of Members on Governing Body - 3

PER CAPITA:

Gross Debt 269.34
 Net Debt 174.39
 Debt Service 24.71
 Total Tax Levy 1,270.17
 Municipal Expenditures 674.56

PER CENT:

Gross Debt .51
 Net Debt .33
 Tax Levy Collected 92.39
 Tax Levy Cancelled, Abated or Adjusted 3.01

EXPENDITURES		REVENUES-REALIZED		1992 PROPERTY TAX	
GENERAL GOVERNMENT		REVENUES-REALIZED		STATE EQUALIZED TAX RATE	
Governing Body & Public Boards		1992 Property Taxes Collected	7,869,409.78	Local District School Taxes	.93 3,451,354.00
Municipal Clerk		1992 Payments in Lieu of Taxes	2,810.00	Regional & Consolidated School Tax	.40 1,487,786.22
Financial Administration	69,946.50	Delinquent Tax & Lien Collections	549,314.34	School Taxes in Municipal Budget	
Assessment of Taxes	47,538.00	Business Personalty Replacement Taxes	90,982.00	County Taxes	.52 1,953,134.69
Collection of Taxes	32,903.00	Taxes from Public Utilities	1,101,956.55	County Library Taxes	.03 123,743.66
Planning, Housing & Development	10,645.00	Other Miscellaneous Tax Revenues		Local Municipal Purpose Taxes	.36 1,333,324.00
Human Resources	37,860.00	State Aid Revenues	328,444.00	Veteran & Senior Citizen Taxes	
Elections		Federal Aid Revenues		Total Taxes for Rate Computation	2.24 8,380,842.57
General Administration (other)	986,879.00	State and Local Fiscal Assistance Act Utilized		Special District Taxes	
JUDICIARY		Sale of Acquired Property		Bank Corp. Taxes	
Municipal Courts	59,659.50	Other Miscellaneous Revenues	784,049.32	Added and Omitted Taxes	
PUBLIC SAFETY		Total	10,726,965.99	Total Taxes Levied - ABSTRACT	8,516,473.69
Fire Protection	129,296.00	Prior Years Surplus Appropriated	1,656,324.00	Total Taxes Billed	8,517,945.02
Police Protection	985,047.00	REVENUES TOTAL	12,383,289.99	1992 TAXES COLLECTED	7,369,409.78
Civil Defense & Disaster Control	2,000.00	Reserve For Uncollected Taxes	1,024,189.00	1992 Taxes Cancelled, Abated or Adjusted	256,452.29
Environmental Inspection & Control	87,500.00	CAPITAL OUTLAY TOTAL	61,962.19	Transfer to Tax Title Liens or Foreclosed	47,721.14
Other Public Safety				Balance Outstanding Dec. 31, 1992	343,361.81
PUBLIC WORKS		Public Enterprises		PRIOR YEARS TAXES OUTSTANDING	
Streets and Drainage	281,239.00	Recreation-Culture		Balance January 1, 1992	581,829.94
Sewers and Sewage Processing		Public Works	8,122.12	Collected in 1992	549,314.34
Garbage and Trash Disposal	227,081.00	Buildings and Grounds	53,940.07	Cancelled, Abated or Adjusted 1992	1,050.37
Public Buildings and Grounds	99,929.00	Library and Education		Transfers to Tax Title Liens or Foreclosed	31,465.23
Other Public Works	12,000.00	Conservation		Balance December 31, 1992	
HEALTH and WELFARE		All Other		TAX TITLE LIENS OUTSTANDING	
Health Services Except Environmental	750.00	CAPITAL DEBT AUTHORIZED, DECEMBER 31, 1992		Balance January 1, 1992	54,986.00
Welfare-Public Assistance	6,075.00	ISSUED AND UNISSUED		Transfer From Taxes	92,868.48
Hospital, Clinics, First Aid		SCHOOL	636,688	Redeemed in 1992	
Animal, Insect, & Rodent Control		Self-Liquidating		Cancelled, Abated or Adjusted (1992)	
Other Welfare Services		Other	1,169,260	Transfers to Foreclosed Property	
RECREATION and CONSERVATION		Total	1,805,948	Balance December 31, 1992	147,854.48
Beaches and Boardwalks		ISSUED AND OUTSTANDING		PROPERTY ACQUIRED BY DEED OR FORECLOSURE	
Parks, Playgrounds, Shade Trees	29,000.00	School	636,688.87	Balance January 1, 1992	6,600.00
Land Reclamation & Conservation	5,516.00	Self-Liquidating		Transfers From Taxes or Liens	
Other Recreational Services	3,400.00	Other	70,680.00	Sale for Cash (1992)	
EDUCATION (excluding schools)		Total	707,368.87	Cancelled, Abated or Adjusted (1992)	
Libraries		EQUALIZED VALUATION BASIS		Balance December 31, 1992	6,600.00
Other Educational Services		FOR NET DEBT COMPUTATION	357,523,204	CURRENT FINANCES DECEMBER 31, 1992	
STATUTORY EXPENDITURES		REAL PROPERTY VALUATIONS		ASSETS	
Pensions & F. L. C. A.	178,121.00	Code Class # of Parcels % VAL'N		Cash Dec. 31, 1992	3,758,730.39
Employee Fringe Benefits		1 Vacant Land 655 5.46	21,446,400.00	Taxes Receivable	343,361.81
Other Statutory Expenditures		2 Residential 1836 57.52	226,329,100.00	Tax Title Liens	147,854.48
CETA And Other Public Employment Programs		3 Farm 205 2.94	11,521,600.00	Foreclosed Property	6,600.00
MUNICIPAL FUNCTIONS TOTAL	3,291,335.00	4a Commercial 125 17.38	68,282,500.00	Emergencies & Other Deferred Charges	117,600.00
CAPITAL IMPROVEMENTS *MEMO*	120,000.00	4b Industrial 12 9.21	36,176,200.00	State and Federal Aid Receivable	17,398.60
DEBT SERVICE		4c Apartments 7 7.39	29,026,000.00	Other Receivables	62,421.07
Principal Payments	137,710.00	Total 2840	392,781,800.00	Total	4,453,966.34
Interest Payments	27,974.20	Land Area 13.34 Sq. Miles		LIABILITIES, RESERVES, AND SURPLUS	
DEFERRED CHARGES	41,641.00	Net Valuation Taxable-Municipal	394,837,242	Cash Liabilities	756,813.05
SCHOOL, COUNTY, SPECIAL DISTRICT TAXES	7,016,018.57	Net Valuation Taxable-County	359,609,452	Reserves for Receivables	560,237.36
RESERVE FOR UNCOLLECTED TAXES	1,024,139.00	State Equalized Valuation	373,059,315	Surplus Dec. 31, 1992	3,136,915.93
EXPENDITURES TOTAL	11,533,917.77	State Equalization Ratio	105.97	Total	4,453,966.34

0232
 Population 1980 20,326
 Population 1990 18,262
 S & P Rating
 Moody Rating

General Tax Rate Per \$100. 1.42
 State Equalized Tax Rate 1.44

LYNDHURST TOWNSHIP - BERGEN CO.
 Form of Government:
 Commission (1911)
 Number of Members on Governing Body - 5

PER CAPITA:
 Grass Debt 616.89
 Net Debt 616.77
 Debt Service 21.36
 Total Tax Levy 1,302.13
 Municipal Expenditures 799.82
 PER CENT:
 Grass Debt .70
 Net Debt .70
 Tax Levy Collected 95.44
 Tax Levy Cancelled, Abated or Adjusted

EXPENDITURES	REVENUES-REALIZED	1992 PROPERTY TAX	
GENERAL GOVERNMENT		STATE EQUALIZED TAX RATE	
Governing Body & Public Boards	1,635.00	Local District School Taxes	.65 10,909,056.50
Municipal Clerk	101,700.00	Regional & Consolidated School Tax	
Financial Administration	17,200.00	School Taxes in Municipal Budget	
Assessment of Taxes	99,350.00	County Taxes	.26 4,312,746.30
Collection of Taxes	209,200.00	County Library Taxes	
Planning, Housing & Development	13,770.00	Local Municipal Purpose Taxes	.51 8,557,641.00
Human Resources	139,745.33	Veteran & Senior Citizen Taxes	236,500.00
Elections	32,595.00	Total Taxes for Rate Computation	1.42 24,015,941.80
General Administration (other)	1,134,634.17	Special District Taxes	
JUDICIARY		Bank Corp. Taxes	
Municipal Courts	149,180.00	Added and Omitted Taxes	
PUBLIC SAFETY		Total Taxes Levied - ABSTRACT	23,779,441.80
Fire Protection	118,133.00	Total Taxes Billed	11,751,163.64
Police Protection	3,090,912.24	1992 TAXES COLLECTED	11,215,690.94
Civil Defense & Disaster Control	15,000.00	1992 Taxes Cancelled, Abated or Adjusted	
Environmental Inspection & Control	184,700.00	Transfer to Tax Title Liens or Foreclosed	
Other Public Safety		Balance Outstanding Dec. 31, 1992	535,472.70
PUBLIC WORKS		PRIOR YEARS TAXES OUTSTANDING	
Streets and Drainage	599,800.00	Balance January 1, 1992	965,809.30
Sewers and Sewage Processing	366,350.00	Collected in 1992	620,264.13
Garbage and Trash Disposal	2,001,208.00	Cancelled, Abated or Adjusted 1992	1,869.66
Public Buildings and Grounds	21,800.00	Transfers to Tax Title Liens or Foreclosed	
Other Public Works	1,488,000.00	Balance December 31, 1992	343,675.51
HEALTH and WELFARE		TAX TITLE LIENS OUTSTANDING	
Health Services Except Environmental	315,233.00	Balance January 1, 1992	545,755.63
Welfare-Public Assistance	15,900.00	Transfer From Taxes	
Hospital, Clinics, First Aid		Redeemed in 1992	5,626.35
Animal, Insect, & Rabid Control	9,100.00	Cancelled, Abated or Adjusted (1992)	
Other Welfare Services		Transfers to Foreclosed Property	
RECREATION and CONSERVATION		Balance December 31, 1992	540,129.29
Beaches and Boardwalks		PROPERTY ACQUIRED BY DEED OR FORECLOSURE	
Parks, Playgrounds, Shade Trees	527,450.00	Balance January 1, 1992	7,542,000.00
Land Reclamation & Conservation		Transfers From Taxes or Liens	
Other Recreational Services	410,100.00	Sale for Cash (1992)	
EDUCATION (excluding schools)		Cancelled, Abated or Adjusted (1992)	
Libraries	553,700.00	Balance December 31, 1992	7,542,000.00
Other Educational Services		CURRENT FINANCES DECEMBER 31, 1992	
STATUTORY EXPENDITURES		ASSETS	
Pensions & F. L. C. A.	422,900.00	Cash Dec. 31, 1992	4,121,418.91
Employee Fringe Benefits	800,000.00	Taxes Receivable	879,148.21
Other Statutory Expenditures		Tax Title Liens	540,129.28
CETA And Other Public Employment Programs		Foreclosed Property	7,542,000.00
MUNICIPAL FUNCTIONS TOTAL	12,839,345.74	Emergencies & Other Deferred Charges	217,813.00
CAPITAL IMPROVEMENTS *MEMO*	15,000.00	State and Federal Aid Receivable	66,528.91
DEBT SERVICE		Other Receivables	151,230.58
Principal Payments	140,000.00	Total	13,518,268.89
Interest Payments	250,000.00	LIABILITIES, RESERVES, AND SURPLUS	
DEFERRED CHARGES	77,053.00	Cash Liabilities	1,850,159.41
SCHOOL, COUNTY, SPECIAL DISTRICT TAXES	15,221,800.80	Reserves for Receivables	9,112,503.07
RESERVE FOR UNCOLLECTED TAXES	1,299,909.15	Surplus Dec. 31, 1992	2,555,601.41
EXPENDITURES TOTAL	29,823,108.69	Total	13,518,268.89
		REVENUES-REALIZED	
		1992 Property Taxes Collected	11,215,690.94
		1992 Payments in Lieu of Taxes	
		Delinquent Tax & Lien Collections	400,000.00
		Business Personalty Replacement Taxes	471,525.04
		Taxes from Public Utilities	758,606.00
		Other Miscellaneous Tax Revenues	
		State Aid Revenues	1,413,867.36
		Federal Aid Revenues	
		State and Local Fiscal Assistance Act Utilized	
		Sale of Acquired Property	
		Other Miscellaneous Revenues	1,211,462.70
		Total	15,471,152.04
		Prior Years Surplus Appropriated	1,875,000.00
		REVENUES TOTAL	17,346,152.04
		Reserve For Uncollected Taxes	1,299,909.15
		CAPITAL OUTLAY TOTAL	421,805.40
		Public Enterprises	200.00
		Recreation-Culture	1,335.00
		Public Works	380,678.84
		Buildings and Grounds	39,591.56
		Library and Education	
		Conservation	
		All Other	
		CAPITAL DEBT AUTHORIZED, DECEMBER 31, 1992	
		ISSUED AND UNISSUED GROSS DEBT NET DEBT	
		School	
		Self-Liquidating	739,946 739,946
		Other	10,525,662 10,523,470
		Total	11,265,609 11,263,417
		ISSUED AND OUTSTANDING	
		School	
		Self-Liquidating	100,000.00
		Other	7,750,800.00
		Total	7,850,800.00
		EQUALIZED VALUATION BASIS FOR NET DEBT COMPUTATION	1,610,852,075
		REAL PROPERTY VALUATIONS	
		ASSESSED VALUATION	
		Code Class # of Parcels % VAL'N	
		1 Vacant Land 162 3.30	55,525,400.00
		2 Residential 5060 54.42	915,137,400.00
		3 Farm	
		4a Commercial 317 12.79	214,983,500.00
		4b Industrial 111 27.64	464,726,025.00
		4c Apartments 48 1.85	31,126,200.00
		Total 5698	1,681,498,525.00
		Land Area 4.70 Sq. Miles	
		Net Valuation Taxable-Municipal	1,685,337,372
		Net Valuation Taxable-County	1,684,455,065
		State Equalized Valuation	1,667,123,266
		State Equalization Ratio	101.10

1417

Population 1980 15,357
 Population 1990 15,850
 S & P Rating AA
 Moody Rating

General Tax Rate Per \$100. 3.04
 State Equalized Tax Rate 1.79

MADISON BOROUGH - MORRIS COUNTY

Form of Government:
 Borough Council

Number of Members on Governing Body - 6

PER CAPITA:

Gross Debt 1,360.89
 Net Debt 1,139.06
 Debt Service 136.67
 Total Tax Levy 1,711.88
 Municipal Expenditures 908.80

PER CENT:

Gross Debt 1.50
 Net Debt 1.25
 Tax Levy Collected 98.79
 Tax Levy Cancelled, Abated or Adjusted .06

EXPENDITURES	REVENUES-REALIZED	1992 PROPERTY TAX	STATE EQUALIZED TAX RATE
GENERAL GOVERNMENT			
Governing Body & Public Boards			
Municipal Clerk			
Financial Administration	145,228.00	1992 Property Taxes Collected	26,825,827.85
Assessment of Taxes	75,913.00	1992 Payments in Lieu of Taxes	27,648.96
Collection of Taxes	63,641.00	Delinquent Tax & Lien Collections	344,838.53
Planning, Housing & Development	97,837.00	Business Personalty Replacement Taxes	169,544.00
Human Resources	118,116.00	Taxes from Public Utilities	467,688.00
Elections	5,975.00	Other Miscellaneous Tax Revenues	
General Administration (other)	933,243.00	State Aid Revenues	637,930.91
JUDICIARY		Federal Aid Revenues	
Municipal Courts	111,717.25	State and Local Fiscal Assistance Act Utilized	
PUBLIC SAFETY		Sale of Acquired Property	
Fire Protection	653,274.00	Other Miscellaneous Revenues	5,059,547.67
Police Protection	1,960,344.68		
Civil Defense & Disaster Control	2,250.00	Prior Years Surplus Appropriated	1,036,729.85
Environmental Inspection & Control	191,563.00	REVENUES TOTAL	34,569,755.77
Other Public Safety		Reserve For Uncollected Taxes	810,737.00
PUBLIC WORKS		CAPITAL OUTLAY TOTAL	1,016,913.60
Streets and Drainage	132,500.00	Public Enterprises	101,324.92
Sewers and Sewage Processing	967,025.00	Recreation-Culture	3,327.75
Garbage and Trash Disposal	1,552,945.00	Public Works	881,496.99
Public Buildings and Grounds	228,492.00	Buildings and Grounds	23,070.77
Other Public Works	1,275,145.00	Library and Education	7,693.17
HEALTH and WELFARE		Conservation	
Health Services Except Environmental	693,825.00	All Other	
Welfare-Public Assistance	25,937.00	CAPITAL DEBT AUTHORIZED, DECEMBER 31, 1992	
Hospital, Clinics, First Aid		ISSUED AND UNISSUED GROSS DEBT NET DEBT	
Animal, Insect, & Rodent Control	7,000.00	School	
Other Welfare Services		Self-Liquidating	2,685,000
RECREATION and CONSERVATION		Other	18,885,143
Beaches and Boardwalks		Total	21,570,143
Parks, Playgrounds, Shade Trees	82,300.00	ISSUED AND OUTSTANDING	
Land Reclamation & Conservation	3,050.00	School	
Other Recreational Services	133,814.00	Self-Liquidating	1,473,000.00
EDUCATION (excluding schools)		Other	18,254,425.00
Libraries	606,131.00	Total	19,727,425.00
Other Educational Services	10,000.00	EQUALIZED VALUATION BASIS FOR NET DEBT COMPUTATION	1,442,415,686
STATUTORY EXPENDITURES		REAL PROPERTY VALUATIONS	
Pensions & F. L. C. A.	732,803.00	Code Class # of Parcels % VAL'N ASSESSED VALUATION	
Employee Fringe Benefits	612,324.00	1 Vacant Land 150 2.32 19,745,300.00	
Other Statutory Expenditures		2 Residential 4077 75.23 639,179,600.00	
CETA And Other Public Employment Programs		3 Farm	
MUNICIPAL FUNCTIONS TOTAL	11,427,445.93	4a Commercial 218 19.25 163,540,950.00	
CAPITAL IMPROVEMENTS *MEMO*	256,404.00	4b Industrial 5 .21 1,767,300.00	
DEBT SERVICE		4c Apartments 34 2.99 25,422,300.00	
Principal Payments	1,319,333.31	Total 4484 849,655,450.00	
Interest Payments	845,921.40	Land Area 4.20 Sq. Miles	
DEFERRED CHARGES		Net Valuation Taxable-Municipal	890,862,948
SCHOOL, COUNTY, SPECIAL DISTRICT TAXES	19,065,322.80	Net Valuation Taxable-County	1,475,347,035
RESERVE FOR UNCOLLECTED TAXES	810,737.00	State Equalized Valuation	1,437,768,117
EXPENDITURES TOTAL	33,470,260.44	State Equalization Ratio	58.74
		1992 PROPERTY TAX	
		Local District School Taxes	.97 14,704,155.00
		Regional & Consolidated School Tax	
		School Taxes in Municipal Budget	
		County Taxes	.29 4,361,667.80
		County Library Taxes	
		Local Municipal Purpose Taxes	.53 7,973,102.00
		Veteran & Senior Citizen Taxes	83,750.00
		Total Taxes for Rate Computation	1.79 27,122,674.80
		Special District Taxes	
		Bank Corp. Taxes	
		Added and Omitted Taxes	94,325.56
		Total Taxes Levied - ABSTRACT	27,133,250.36
		Total Taxes Billed	27,179,309.19
		1992 TAXES COLLECTED	26,825,827.85
		1992 Taxes Cancelled, Abated or Adjusted	16,317.94
		Transfer to Tax Title Liens or Foreclosed	10,469.76
		Balance Outstanding Dec. 31, 1992	326,693.63
		PRIOR YEARS TAXES OUTSTANDING	
		Balance January 1, 1992	355,111.35
		Collected in 1992	344,838.53
		Cancelled, Abated or Adjusted 1992	438.97
		Transfers to Tax Title Liens or Foreclosed	9,829.98
		Balance December 31, 1992	3.87
		TAX TITLE LIENS OUTSTANDING	
		Balance January 1, 1992	1,124.54
		Transfer From Taxes	22,458.09
		Redeemed in 1992	
		Cancelled, Abated or Adjusted (1992)	
		Transfers to Foreclosed Property	
		Balance December 31, 1992	23,582.63
		PROPERTY ACQUIRED BY DEED OR FORECLOSURE	
		Balance January 1, 1992	33,300.00
		Transfers From Taxes or Liens	
		Sale for Cash (1992)	
		Cancelled, Abated or Adjusted (1992)	
		Balance December 31, 1992	33,300.00
		CURRENT FINANCES DECEMBER 31, 1992	
		ASSETS	
		Cash Dec. 31, 1992	8,256,302.61
		Taxes Receivable	326,697.50
		Tax Title Liens	23,582.63
		Foreclosed Property	33,300.00
		Emergencies & Other Deferred Charges	
		State and Federal Aid Receivable	
		Other Receivables	148,438.77
		Total	8,798,321.51
		LIABILITIES, RESERVES, AND SURPLUS	
		Cash Liabilities	2,464,396.43
		Reserves for Receivables	532,018.90
		Surplus Dec. 31, 1992	5,791,906.18
		Total	8,798,321.51

0423
 Population 1980 4,381
 Population 1990 4,861
 S & P Rating
 Moody Rating 3AA1

General Tax Rate Per \$100. 8.03
 State Equalized Tax Rate 3.02

MAGNOLIA BOROUGH - CAMDEN COUNTY
 Form of Government:
 Borough Council
 Number of Members on Governing Body - 6

PER CAPITA:
 Gross Debt 387.98
 Net Debt 347.93
 Debt Service 28.66
 Total Tax Levy 907.22
 Municipal Expenditures 428.17

PER CENT:
 Gross Debt 1.32
 Net Debt 1.18
 Tax Levy Collected 91.84
 Tax Levy Cancelled, Abated or Adjusted .17

EXPENDITURES	REVENUES-REALIZED	1992 PROPERTY TAX
GENERAL GOVERNMENT		STATE EQUALIZED TAX RATE
Governing Body & Public Boards 9,450.00	1992 Property Taxes Collected 4,052,378.50	Local District School Taxes 1.09 1,576,870.50
Municipal Clerk 33,250.00	1992 Payments in Lieu of Taxes	Regional & Consolidated School Tax .44 641,433.00
Financial Administration 43,855.00	Delinquent Tax & Lien Collections 229,142.74	School Taxes in Municipal Budget
Assessment of Taxes 7,710.00	Business Personalty Replacement Taxes 34,775.56	County Taxes .83 1,205,332.84
Collection of Taxes 28,278.00	Taxes from Public Utilities 258,898.91	County Library Taxes .03 39,229.23
Planning, Housing & Development 6,757.00	Other Miscellaneous Tax Revenues	Local Municipal Purpose Taxes .64 931,072.89
Human Resources 45,696.66	State Aid Revenues 276,954.49	Veteran & Senior Citizen Taxes
Elections	Federal Aid Revenues	Total Taxes for Rate Computation 3.03 4,468,388.46
General Administration (other) 151,256.00	State and Local Fiscal Assistance Act Utilized	Special District Taxes
JUDICIARY	Sale of Acquired Property 700.00	Bank Corp. Taxes
Municipal Courts 54,303.99	Other Miscellaneous Revenues 182,518.15	Added and Omitted Taxes 16,059.52
PUBLIC SAFETY	Total 5,035,368.35	Total Taxes Levied - ABSTRACT 4,409,997.98
Fire Protection 78,820.30	Prior Years Surplus Appropriated 238,500.00	Total Taxes Billed 4,412,658.67
Police Protection 369,553.67	REVENUES TOTAL 5,273,868.35	1992 TAXES COLLECTED 4,052,378.50
Civil Defense & Disaster Control 4,010.00	Reserve For Uncollected Taxes 293,434.47	1992 Taxes Cancelled, Abated or Adjusted 7,621.56
Environmental Inspection & Control 22,895.00	CAPITAL OUTLAY TOTAL 50,634.69	Transfer to Tax Title Liens or Foreclosed 22,426.21
Other Public Safety	Public Enterprises	Balance Outstanding Dec. 31, 1992 330,232.40
PUBLIC WORKS	Recreation-Culture	PRIOR YEARS TAXES OUTSTANDING
Streets and Drainage 200,350.00	Public Works 41,963.40	Balance January 1, 1992 233,154.89
Sewers and Sewage Processing 15,600.00	Buildings and Grounds 8,671.29	Collected in 1992 211,418.37
Garbage and Trash Disposal 245,800.00	Library and Education	Cancelled, Abated or Adjusted 1992 752.72
Public Buildings and Grounds 15,894.00	Conservation	Transfers to Tax Title Liens or Foreclosed 7,730.14
Other Public Works 26,700.00	All Other	Balance December 31, 1992 13,253.66
HEALTH and WELFARE	CAPITAL DEBT AUTHORIZED, DECEMBER 31, 1992	TAX TITLE LIENS OUTSTANDING
Health Services Except Environmental 10,300.00	ISSUED AND UNISSUED GROSS DEBT NET DEBT	Balance January 1, 1992 69,709.46
Welfare-Public Assistance 3,500.00	School 194,670	Transfer From Taxes 32,134.73
Hospital, Clinics, First Aid	Self-Liquidating	Redeemed in 1992 17,724.37
Animal, Insect, & Rodent Control	Other 1,691,276	Cancelled, Abated or Adjusted (1992)
Other Welfare Services	Total 1,885,947	Transfers to Foreclosed Property
RECREATION and CONSERVATION	ISSUED AND OUTSTANDING	Balance December 31, 1992 94,119.82
Beaches and Boardwalks	School 194,670.82	PROPERTY ACQUIRED BY DEED OR FORECLOSURE
Parks, Playgrounds, Shade Trees	Self-Liquidating	Balance January 1, 1992 21,400.00
Land Reclamation & Conservation	Other 982,984.00	Transfers From Taxes or Liens
Other Recreational Services 1,900.00	Total 1,177,654.82	Sale for Cash (1992) 700.00
EDUCATION (excluding schools)	EQUALIZED VALUATION BASIS FOR NET DEBT COMPUTATION 143,037,155	Cancelled, Abated or Adjusted (1992)
Libraries 650.00	REAL PROPERTY VALUATIONS	Balance December 31, 1992 20,700.00
Other Educational Services 250.00	Code Class # of Parcels % VAL'N ASSESSED VALUATION	CURRENT FINANCES DECEMBER 31, 1992
STATUTORY EXPENDITURES	1 Vacant Land 185 2.32 1,259,498.00	ASSETS
Pensions & F. L. C. A. 113,862.00	2 Residential 1436 77.94 42,269,350.00	Cash Dec. 31, 1992 1,196,838.29
Employee Fringe Benefits 124,000.00	3 Farm	Taxes Receivable 343,486.06
Other Statutory Expenditures 7,499.99	4a Commercial 80 11.00 5,963,000.00	Tax Title Liens 84,119.82
CETA And Other Public Employment Programs	4b Industrial 4 5.08 2,753,502.00	Foreclosed Property 20,700.00
MUNICIPAL FUNCTIONS TOTAL 1,627,391.61	4c Apartments 4 3.66 1,985,100.00	Emergencies & Other Deferred Charges 72,000.00
CAPITAL IMPROVEMENTS *MEMO*	Total 1709 56,230,450.00	State and Federal Aid Receivable
DEBT SERVICE	Land Area .98 Sq. Miles	Other Receivables 97,816.07
Principal Payments 65,000.00	Net Valuation Taxable-Municipal 54,369,683	Total 1,814,960.24
Interest Payments 74,299.74	Net Valuation Taxable-County 149,765,616	LIABILITIES, RESERVES, AND SURPLUS
DEFERRED CHARGES 21,217.01	State Equalized Valuation 145,062,937	Cash Liabilities 1,019,866.44
SCHOOL, COUNTY, SPECIAL DISTRICT TAXES 3,462,865.57	State Equalization Ratio 37.42	Reserves for Receivables 546,121.95
RESERVE FOR UNCOLLECTED TAXES 293,434.47		Surplus Dec. 31, 1992 248,971.85
EXPENDITURES TOTAL 5,544,208.40		Total 1,814,960.24

0233
 Population 1980 12,127
 Population 1990 17,905
 S & P Rating
 Moody Rating

General Tax Rate Per \$100. 1.63
 State Equalized Tax Rate 1.40

MAHWAH TOWNSHIP - BERGEN COUNTY

Form of Government:

Mayor-Council Plan B (OMCL 50)

Number of Members on Governing Body - 5

PER CAPITA: Grass Debt 937.73 Gross Debt .65
 Net Debt 242.06 Net Debt .17
 Debt Service 77.67 Tax Levy Collected 96.60
 Total Tax Levy 1,909.32 Tax Levy Cancelled, Abated
 Municipal Expenditures 923.42 or Adjusted .53

EXPENDITURES		REVENUES-REALIZED		1992 PROPERTY TAX	
GENERAL GOVERNMENT		REVENUES-REALIZED		STATE EQUALIZED TAX RATE	
Governing Body & Public Boards	60,000.00	1992 Property Taxes Collected	33,410,203.29	Local District School Taxes	.78 19,070,067.75
Municipal Clerk	114,389.00	1992 Payments in Lieu of Taxes		Regional & Consolidated School Tax	
Financial Administration	86,008.00	Delinquent Tax & Lien Collections	809,583.63	School Taxes in Municipal Budget	
Assessment of Taxes	97,023.00	Business Personalty Replacement Taxes	416,432.76	County Taxes	.21 5,098,721.60
Collection of Taxes	107,773.00	Taxes from Public Utilities	2,195,026.54	County Library Taxes	
Planning, Housing & Development	159,087.00	Other Miscellaneous Tax Revenues	745,266.32	Local Municipal Purpose Taxes	.40 9,884,842.59
Human Resources	216,401.00	State Aid Revenues		Veteran & Senior Citizen Taxes	90,950.00
Elections	18,840.00	Federal Aid Revenues		Total Taxes for Rate Computation	1.39 34,144,581.94
General Administration (other)	943,011.00	State and Local Fiscal Assistance Act Utilized		Special District Taxes	
JUDICIARY	152,183.00	Sale of Acquired Property		Bank Corp. Taxes	
Municipal Courts		Other Miscellaneous Revenues	2,084,088.94	Added and Omitted Taxes	132,768.16
PUBLIC SAFETY	316,826.30	Total	39,660,601.48	Total Taxes Levied - ABSTRACT	34,186,400.10
Fire Protection	3,309,250.00	Prior Years Surplus Appropriated	1,450,000.00	Total Taxes Billed	33,410,203.29
Police Protection	6,023.00	REVENUES TOTAL	41,110,601.48	1992 TAXES COLLECTED	33,410,203.29
Civil Defense & Disaster Control	337,803.00	Reserve For Uncollected Taxes	1,375,938.71	1992 Taxes Cancelled, Abated or Adjusted	184,525.78
Environmental Inspection & Control		CAPITAL OUTLAY TOTAL	883,196.14	Transfer to Tax Title Liens or Foreclosed	18,101.68
Other Public Safety		Public Enterprises	458,005.27	Balance Outstanding Dec. 31, 1992	972,905.13
PUBLIC WORKS	874,162.00	Recreation-Culture		PRIOR YEARS TAXES OUTSTANDING	
Streets and Drainage	2,750,784.00	Public Works	147,298.12	Balance January 1, 1992	840,756.22
Sewers and Sewage Processing	1,033,315.00	Buildings and Grounds	277,892.75	Collected in 1992	773,278.56
Garbage and Trash Disposal		Library and Education		Cancelled, Abated or Adjusted 1992	47,115.68
Public Buildings and Grounds		Conservation		Transfers to Tax Title Liens or Foreclosed	7,516.32
Other Public Works		All Other		Balance December 31, 1992	12,845.66
HEALTH and WELFARE	177,166.00	CAPITAL DEBT AUTHORIZED, DECEMBER 31, 1992		TAX TITLE LIENS OUTSTANDING	
Health Services Except Environmental	62,650.00	ISSUED AND UNISSUED		Balance January 1, 1992	86,162.61
Welfare-Public Assistance		School	6,686,000	Transfer From Taxes	25,618.00
Hospital, Clinics, First Aid		Self-Liquidating	5,770,000	Redeemed in 1992	36,304.97
Animal, Insect, & Rodent Control		Other	4,334,000	Cancelled, Abated or Adjusted (1992)	
Other Welfare Services		Total	16,790,000	Transfers to Foreclosed Property	
RECREATION and CONSERVATION	35,746.00	ISSUED AND OUTSTANDING		Balance December 31, 1992	75,475.64
Beaches and Boardwalks	157,002.78	School	6,382,000.00	PROPERTY ACQUIRED BY DEED OR FORECLOSURE	
Parks, Playgrounds, Shade Trees	232,067.00	Self-Liquidating	6,314,000.00	Balance January 1, 1992	468,574.00
Land Reclamation & Conservation		Other	3,610,500.00	Transfers From Taxes or Liens	
Other Recreational Services		Total	14,306,500.00	Sale for Cash (1992)	
EDUCATION (excluding schools)	577,933.00	EQUALIZED VALUATION BASIS		Cancelled, Abated or Adjusted (1992)	
Libraries	5,074.00	FOR NET DEBT COMPUTATION	2,579,635,529	Balance December 31, 1992	468,574.00
Other Educational Services		REAL PROPERTY VALUATIONS		CURRENT FINANCES DECEMBER 31, 1992	
STATUTORY EXPENDITURES	827,735.00	Code Class # of Parcels % VAL'N ASSESSED VALUATION		ASSETS	
Pensions & F. I. C. A.	971,346.41	1 Vacant Land 932 7.72 162,245,760.00		Cash Dec. 31, 1992	6,642,886.72
Employee Fringe Benefits		2 Residential 7333 61.36 1,289,107,200.00		Taxes Receivable	985,750.79
Other Statutory Expenditures		3 Farm 39 .28 5,778,100.00		Tax Title Liens	75,475.64
CETA And Other Public Employment Programs	13,627,609.49	4a Commercial 135 16.68 350,309,000.00		Foreclosed Property	468,574.00
MUNICIPAL FUNCTIONS TOTAL	25,000.00	4b Industrial 72 13.07 274,667,100.00		Emergencies & Other Deferred Charges	364,787.17
CAPITAL IMPROVEMENTS *MEMO*	25,000.00	4c Apartments 7 .89 18,677,300.00		State and Federal Aid Receivable	12,240.00
DEBT SERVICE	1,177,000.00	Total 3518 25.70 Sq. Miles 2,100,925,960		Other Receivables	239,075.13
Principal Payments	210,130.73	Net Valuation Taxable-Municipal	2,100,925,960	Total	8,788,789.45
Interest Payments		Net Valuation Taxable-County	2,355,694,645	LIABILITIES, RESERVES, AND SURPLUS	
DEFERRED CHARGES	143,132.10	State Equalized Valuation	2,460,505,470	Cash Liabilities	3,349,746.32
SCHOOL, COUNTY, SPECIAL DISTRICT TAXES	1,375,938.71	State Equalization Ratio	85.93	Reserves for Receivables	1,768,375.56
RESERVE FOR UNCOLLECTED TAXES	40,702,699.38			Surplus Dec. 31, 1992	3,670,167.57
EXPENDITURES TOTAL	40,702,699.38			Total	8,788,789.45

1325

Population 1980 13,914
 Population 1990 26,716
 S & P Rating
 Moody Rating AAA

General Tax Rate Per \$100. 2.25
 State Equalized Tax Rate 2.05

MANALAPAN TOWNSHIP - MONMOUTH CO.
 Form of Government:
 Township Committee
 Number of Members on Governing Body - 5

PER CAPITA: Gross Debt 909.69 PER CENT: Gross Debt 1.30
 Net Debt 546.47 Net Debt .79
 Debt Service 82.29 Tax Levy Collected 95.47
 Total Tax Levy 1,436.27 Tax Levy Cancelled, Abated or Adjusted .11
 Municipal Expenditures 573.97

EXPENDITURES		REVENUES-REALIZED		1992 PROPERTY TAX	
GENERAL GOVERNMENT		REVENUES-REALIZED		STATE EQUALIZED TAX RATE	
Governing Body & Public Boards	180,912.00	1992 Property Taxes Collected	37,916,060.82	Local District School Taxes	.38 16,372,714.22
Municipal Clerk	125,425.00	1992 Payments in Lieu of Taxes		Regional & Consolidated School Tax	.33 6,136,952.59
Financial Administration	200,550.00	Delinquent Tax & Lien Collections	1,408,313.94	School Taxes in Municipal Budget	
Assessment of Taxes	119,900.00	Business Personality Replacement Taxes	110,137.20	County Taxes	.45 * 8,408,396.27
Collection of Taxes	108,300.00	Taxes from Public Utilities	2,256,599.41	County Library Taxes	.02 323,240.63
Planning, Housing & Development	190,460.00	Other Miscellaneous Tax Revenues		Local Municipal Purpose Taxes	.37 6,856,296.13
Human Resources	177,794.00	State Aid Revenues	1,019,648.14	Veteran & Senior Citizen Taxes	
Elections	9,710.00	Federal Aid Revenues		Total Taxes for Rate Computation	2.05 38,255,449.94
General Administration (other)	718,091.00	State and Local Fiscal Assistance Act Utilized		Special District Taxes	859,917.00
JUDICIARY		Sale of Acquired Property	2,636,939.08	Bank Corp. Taxes	
Municipal Courts	99,550.00	Other Miscellaneous Revenues	45,347,698.59	Added and Omitted Taxes	749,668.04
PUBLIC SAFETY		Total	47,447,698.59	Total Taxes Levied - ABSTRACT	39,707,194.98
Fire Protection	2,190.00	Prior Years Surplus Appropriated	2,100,000.00	Total Taxes Billed	39,716,262.79
Police Protection	2,823,050.57	REVENUES TOTAL	47,447,698.59	1992 TAXES COLLECTED	37,916,060.82
Civil Defense & Disaster Control		Reserve For Uncollected Taxes	1,919,391.33	1992 Taxes Cancelled, Abated or Adjusted	62,940.58
Environmental Inspection & Control	471,300.00	CAPITAL OUTLAY TOTAL	2,655,856.73	Transfer to Tax Title Liens or Foreclosed	179,031.50
Other Public Safety		Public Enterprises		Balance Outstanding Dec. 31, 1992	1,578,179.89
PUBLIC WORKS		Recreation-Culture	810,251.09	PRIOR YEARS TAXES OUTSTANDING	
Streets and Drainage	1,035,700.00	Public Works	1,683,119.94	Balance January 1, 1992	1,952,666.63
Sewers and Sewage Processing	182,040.00	Buildings and Grounds	162,483.67	Collected in 1992	1,338,681.81
Garbage and Trash Disposal	2,068,000.00	Library and Education		Cancelled, Abated or Adjusted 1992	15,422.73
Public Buildings and Grounds	439,650.00	Conservation		Transfers to Tax Title Liens or Foreclosed	75,416.91
Other Public Works		All Other		Balance December 31, 1992	523,145.19
HEALTH and WELFARE		CAPITAL DEBT AUTHORIZED, DECEMBER 31, 1992		TAX TITLE LIENS OUTSTANDING	
Health Services Except Environmental	250,687.00	ISSUED AND UNISSUED		Balance January 1, 1992	219,266.09
Welfare-Public Assistance	30,300.00	School	8,730,834	Transfer From Taxes	270,883.61
Hospital, Clinics, First Aid	15,000.00	Self-Liquidating	190,000	Redeemed in 1992	69,632.13
Animal, Insect, & Rodent Control	38,159.00	Other	15,382,500	Cancelled, Abated or Adjusted (1992)	
Other Welfare Services		Total	24,303,334	Transfers to Foreclosed Property	
RECREATION and CONSERVATION		ISSUED AND OUTSTANDING		Balance December 31, 1992	420,517.57
Beaches and Boardwalks		School	8,730,834.67	PROPERTY ACQUIRED BY DEED OR FORECLOSURE	
Parks, Playgrounds, Shade Trees	3,612.00	Self-Liquidating	190,000.00	Balance January 1, 1992	341,000.00
Land Reclamation & Conservation	12,947.00	Other	15,017,000.00	Transfers From Taxes or Liens	
Other Recreational Services	737,703.00	Total	23,937,834.67	Sale for Cash (1992)	
EDUCATION (excluding schools)		EQUALIZED VALUATION BASIS FOR NET DEBT COMPUTATION	1,862,975,592	Cancelled, Abated or Adjusted (1992)	
Libraries		REAL PROPERTY VALUATIONS		Balance December 31, 1992	341,000.00
Other Educational Services	9,900.00	Code Class # of Parcels % VAL'N		CURRENT FINANCES DECEMBER 31, 1992	
STATUTORY EXPENDITURES				ASSETS	
Pensions & F. I. C. A.	402,000.00	1 Vacant Land 1093 4.94	83,405,400.00	Cash Dec. 31, 1992	4,543,300.06
Employee Fringe Benefits	785,000.00	2 Residential 9058 83.98	1,418,422,300.00	Taxes Receivable	2,101,325.07
Other Statutory Expenditures		3 Farm 410 1.50	25,301,000.00	Tax Title Liens	420,517.57
CETA And Other Public Employment Programs		4a Commercial 229 8.99	151,752,000.00	Foreclosed Property	341,000.00
MUNICIPAL FUNCTIONS TOTAL	11,238,930.57	4b Industrial 9 .59	10,037,000.00	Emergencies & Other Deferred Charges	166,002.57
CAPITAL IMPROVEMENTS *MEMO*	110,000.00	4c Apartments		State and Federal Aid Receivable	25,626.29
DEBT SERVICE		Total 10799	1,633,917,700.00	Other Receivables	15,496.84
Principal Payments	1,156,100.00	Land Area 30.85 Sq. Miles		Total	7,613,258.40
Interest Payments	1,042,455.74	Net Valuation Taxable-Municipal	1,696,339,852	LIABILITIES, RESERVES, AND SURPLUS	
DEFERRED CHARGES	110,860.00	Net Valuation Taxable-County	1,928,022,029	Cash Liabilities	2,345,573.33
SCHOOL, COUNTY, SPECIAL DISTRICT TAXES	32,101,220.81	State Equalized Valuation	1,865,467,422	Reserves for Receivables	2,894,131.44
RESERVE FOR UNCOLLECTED TAXES	1,919,371.33	State Equalization Ratio	92.90	Surplus Dec. 31, 1992	2,373,563.13
EXPENDITURES TOTAL	47,563,958.45			Total	7,613,258.40

Population 1980 5,354
 Population 1990 5,369
 S & P Rating
 Moody Rating

General Tax Rate Per \$100. 1.64
 State Equalized Tax Rate 1.69

MANASQUAN BOROUGH - MONMOUTH CO.

Form of Government:

Borough Council

Number of Members on Governing Body - 6

PER CAPITA:

Grass Debt 746.75
 Net Debt 663.50
 Debt Service 6.95
 Total Tax Levy 1,794.67
 Municipal Expenditures 1,757.87

PER CENT:

Grass Debt .71
 Net Debt .63
 Tax Levy Collected 95.94
 Tax Levy Cancelled, Abated or Adjusted .54

EXPENDITURES		REVENUES-REALIZED		1992 PROPERTY TAX	
GENERAL GOVERNMENT		REVENUES-REALIZED		STATE EQUALIZED TAX RATE	
Governing Body & Public Boards		1992 Property Taxes Collected	9,248,726.62	Local District Schaal Taxes	.90
Municipal Clerk		1992 Payments in Lieu of Taxes		Regional & Consolidated Schaal Tax	
Financial Administration	56,179.02	Delinquent Tax & Lien Collections	355,088.81	Schaal Taxes in Municipal Budget	
Assessment of Taxes	24,187.25	Business Personalty Replacement Taxes	44,153.60	County Taxes	.44 *
Collection of Taxes	39,032.45	Taxes from Public Utilities	338,530.00	County Library Taxes	.02
Planning, Housing & Development	27,243.05	Other Miscellaneous Tax Revenues		Local Municipal Purpose Taxes	.33
Human Resources	82,838.66	State Aid Revenues	219,298.17	Veteran & Senior Citizen Taxes	
Elections	1,466.92	Federal Aid Revenues		Total Taxes for Rate Computation	1.69
General Administration (other)	299,305.50	State and Local Fiscal Assistance Act Utilized		Special District Taxes	
JUDICIARY		Sale of Acquired Property		Bank Corp. Taxes	
Municipal Courts	158,675.28	Other Miscellaneous Revenues	1,006,267.06	Added and Omitted Taxes	
PUBLIC SAFETY		Total	11,212,066.26	Total Taxes Levied - ABSTRACT	
Fire Protection	1,811.23	Prior Years Surplus Appropriated	943,403.50	Total Taxes Billed	
Police Protection	1,204,498.40	REVENUES TOTAL	12,155,467.76	1992 TAXES COLLECTED	
Civil Defense & Disaster Control	13,038.94	Reserve For Uncollected Taxes	507,915.22	1992 Taxes Cancelled, Abated or Adjusted	
Environmental Inspection & Control	103,799.19	CAPITAL OUTLAY TOTAL	1,301,440.37	Transfer to Tax Title Liens or Foreclosed	
Other Public Safety		Public Enterprises	813,382.13	Balance Outstanding Dec. 31, 1992	327,388.00
PUBLIC WORKS		Recreation-Culture	4,740.21	PRIOR YEARS TAXES OUTSTANDING	
Streets and Drainage	349,827.18	Public Works	483,318.03	Balance January 1, 1992	373,188.20
Sewers and Sewage Processing		Buildings and Grounds		Collected in 1992	355,088.81
Garbage and Trash Disposal	635,680.00	Library and Education		Cancelled, Abated or Adjusted 1992	2,916.79
Public Buildings and Grounds	111,589.81	Conservation		Transfers to Tax Title Liens or Foreclosed	
Other Public Works	5,031,991.90	All Other		Balance December 31, 1992	15,182.60
HEALTH and WELFARE		CAPITAL DEBT AUTHORIZED, DECEMBER 31, 1992		TAX TITLE LIENS OUTSTANDING	
Health Services Except Environmental	4,276.81	ISSUED AND UNISSUED		Balance January 1, 1992	29,756.01
Welfare-Public Assistance	4,065.46	Schaal	447,000	Transfer From Taxes	11,956.17
Hospital, Clinics, First Aid		Self-Liquidating	2,293,648	Redeemed in 1992	
Animal, Insect, & Rodent Control	6,930.00	Other	1,268,559	Cancelled, Abated or Adjusted (1992)	
Other Welfare Services		Total	4,009,308	Transfers to Foreclosed Property	
RECREATION and CONSERVATION		ISSUED AND OUTSTANDING		Balance December 31, 1992	41,712.18
Beaches and Boardwalks		Schaal	447,000.00	PROPERTY ACQUIRED BY DEED OR FORECLOSURE	
Parks, Playgrounds, Shade Trees	35,466.88	Self-Liquidating	994,631.34	Balance January 1, 1992	48,440.00
Land Reclamation & Conservation	151,222.24	Other	446,670.00	Transfers From Taxes or Liens	
Other Recreational Services	15,574.12	Total	1,888,301.34	Sale for Cash (1992)	
EDUCATION (excluding schools)		EQUALIZED VALUATION BASIS FOR NET DEBT COMPUTATION		Cancelled, Abated or Adjusted (1992)	
Libraries	40,000.00	REAL PROPERTY VALUATIONS		Balance December 31, 1992	48,440.00
Other Educational Services		Code Class # of Parcels % VAL'N		CURRENT FINANCES DECEMBER 31, 1992	
STATUTORY EXPENDITURES		1 Vacant Land 350 6.23		ASSETS	
Pensions & F. L. C. A.	70,490.23	2 Residential 2649 81.53		Cash Dec. 31, 1992	1,947,966.96
Employee Fringe Benefits	215,736.25	3 Farm		Taxes Receivable	342,570.60
Other Statutory Expenditures		4a Commercial 198 11.15		Tax Title Liens	41,712.18
CETA And Other Public Employment Programs		4b Industrial 9 .54		Foreclosed Property	43,440.00
MUNICIPAL FUNCTIONS TOTAL	8,687,036.77	4c Apartments 5 .44		Emergencies & Other Deferred Charges	5,103,000.00
CAPITAL IMPROVEMENTS *MEMO*		Total 3211		State and Federal Aid Receivable	5,316.07
DEBT SERVICE		Land Area 1.46 Sq. Miles		Other Receivables	1,157,219.17
Principal Payments	37,335.00	Net Valuation Taxable-Municipal	571,497,299	Total	8,646,224.98
Interest Payments		Net Valuation Taxable-County	551,524,145	LIABILITIES, RESERVES, AND SURPLUS	
DEFERRED CHARGES	205,708.01	State Equalized Valuation	553,751,718	Cash Liabilities	5,790,844.30
SCHOOL, COUNTY, SPECIAL DISTRICT TAXES	7,735,734.73	State Equalization Ratio	103.21	Reserves for Receivables	1,539,941.95
RESERVE FOR UNCOLLECTED TAXES	507,915.22			Surplus Dec. 31, 1992	1,265,438.73
EXPENDITURES TOTAL	17,173,779.73			Total	8,646,224.98

1518

Population 1980 27,987
 Population 1990 35,976
 S & P Rating
 Moody Rating AAA

General Tax Rate Per \$100. 2.31
 State Equalized Tax Rate 2.22

MANCHESTER TOWNSHIP - OCEAN CO.
 Form of Government:
Township Committee
 Number of Members on Governing Body - 5

PER CAPITA:
 Gross Debt 786.41
 Net Debt 659.23
 Debt Service 84.90
 Total Tax Levy 943.74
 Municipal Expenditures 497.91

PER CENT:
 Gross Debt 1.77
 Net Debt 1.43
 Tax Levy Collected 96.72
 Tax Levy Cancelled, Abated or Adjusted .34

EXPENDITURES		REVENUES-REALIZED		1992 PROPERTY TAX	
GENERAL GOVERNMENT				STATE EQUALIZED TAX RATE	
Governing Body & Public Boards	45,999.70	1992 Property Taxes Collected	31,731,556.98	Local District School Taxes	1.22 18,605,057.50
Municipal Clerk	174,260.00	1992 Payments in Lieu of Taxes	21,641.16	Regional & Consolidated School Tax	
Financial Administration	467,316.58	Delinquent Tax & Lien Collections	1,190,243.85	School Taxes in Municipal Budget	
Assessment of Taxes	289,655.97	Business Personalty Replacement Taxes	39,040.48	County Taxes	.42 * 6,399,519.05
Collection of Taxes	3,000.00	Taxes from Public Utilities	2,094,275.00	County Library Taxes	.03 513,955.07
Planning, Housing & Development	290,949.20	Other Miscellaneous Tax Revenues		Local Municipal Purpose Taxes	.54 8,321,855.68
Human Resources	157,543.00	State Aid Revenues	3,679,836.34	Veteran & Senior Citizen Taxes	1,177,200.00
Elections	67,000.00	Federal Aid Revenues		Total Taxes for Rate Computation	2.21 35,017,587.30
General Administration (other)	1,389,435.64	State and Local Fiscal Assistance Act Utilized		Special District Taxes	
JUDICIARY		Sale of Acquired Property		Bank Corp. Taxes	
Municipal Courts	227,259.36	Other Miscellaneous Revenues	1,715,583.68	Added and Omitted Taxes	111,537.21
PUBLIC SAFETY		Total	40,472,177.49	Total Taxes Levied - ABSTRACT	33,951,924.51
Fire Protection	232,275.49	Prior Years Surplus Appropriated	516,173.78	Total Taxes Billed	32,808,294.21
Police Protection	4,373,671.74	REVENUES TOTAL	40,988,351.27	1992 TAXES COLLECTED	31,731,556.98
Civil Defense & Disaster Control	6,060.41	Reserve For Uncollected Taxes	1,505,632.66	1992 Taxes Cancelled, Abated or Adjusted	110,252.57
Environmental Inspection & Control	199,089.45	CAPITAL OUTLAY TOTAL	1,142,941.02	Transfer to Tax Title Liens or Foreclosed	218,149.81
Other Public Safety				Balance Outstanding Dec. 31, 1992	768,334.85
PUBLIC WORKS		Public Enterprises		PRIOR YEARS TAXES OUTSTANDING	
Streets and Drainage	1,411,726.09	Recreation-Culture		Balance January 1, 1992	1,505,585.39
Sewers and Sewage Processing	1,001,340.15	Public Works	1,069,478.52	Collected in 1992	925,440.56
Garbage and Trash Disposal	31,500.00	Buildings and Grounds	73,462.50	Cancelled, Abated or Adjusted 1992	2,027.29
Public Buildings and Grounds	240,445.51	Library and Education		Transfers to Tax Title Liens or Foreclosed	261,898.34
Other Public Works	243,030.63	Conservation		Balance December 31, 1992	316,219.20
HEALTH and WELFARE		All Other		TAX TITLE LIENS OUTSTANDING	
Health Services Except Environmental				Balance January 1, 1992	176,669.43
Welfare-Public Assistance	130,000.00			Transfer From Taxes	507,749.63
Hospital, Clinics, First Aid				Redeemed in 1992	264,803.29
Animal, Insect, & Rodent Control	25,950.20			Cancelled, Abated or Adjusted (1992)	
Other Welfare Services	8,200.00			Transfers to Foreclosed Property	
RECREATION and CONSERVATION				Balance December 31, 1992	419,615.77
Beaches and Boardwalks				PROPERTY ACQUIRED BY DEED OR FORECLOSURE	
Parks, Playgrounds, Shade Trees	76,506.78			Balance January 1, 1992	157,539.98
Land Reclamation & Conservation	35,361.27			Transfers From Taxes or Liens	
Other Recreational Services	73,850.10			Sale for Cash (1992)	
EDUCATION (excluding schools)				Cancelled, Abated or Adjusted (1992)	
Libraries				Balance December 31, 1992	157,539.98
Other Educational Services	2,000.00			CURRENT FINANCES DECEMBER 31, 1992	
STATUTORY EXPENDITURES				ASSETS	
Pensions & F. L. C. A.	1,148,100.00			Cash Dec. 31, 1992	3,524,867.12
Employee Fringe Benefits	980,650.00			Taxes Receivable	1,064,554.05
Other Statutory Expenditures				Tax Title Liens	419,615.77
CETA And Other Public Employment Programs				Foreclosed Property	157,539.98
MUNICIPAL FUNCTIONS TOTAL	13,330,175.27			Emergencies & Other Deferred Charges	525,000.00
CAPITAL IMPROVEMENTS *MEMO*	10,000.00			State and Federal Aid Receivable	563,844.36
DEBT SERVICE				Other Receivables	698,806.52
Principal Payments	1,425,000.00			Total	6,954,227.80
Interest Payments	1,629,257.24			LIABILITIES, RESERVES, AND SURPLUS	
DEFERRED CHARGES	22,838.73			Cash Liabilities	2,281,676.78
SCHOOL, COUNTY, SPECIAL DISTRICT TAXES	25,518,531.62			Reserves for Receivables	2,340,516.32
RESERVE FOR UNCOLLECTED TAXES	1,505,632.66			Surplus Dec. 31, 1992	2,332,034.70
EXPENDITURES TOTAL	43,431,435.52			Total	6,954,227.80
		REAL PROPERTY VALUATIONS			
		Code Class # of Parcels % VAL'N	ASSESSED VALUATION		
		1 Vacant Land 6072 5.29	76,825,800.00		
		2 Residential 18339 87.25	1,267,741,900.00		
		3 Farm 26 .08	1,234,200.00		
		4a Commercial 115 5.87	85,358,300.00		
		4b Industrial 12 1.43	20,766,000.00		
		4c Apartments 2 .08	1,095,300.00		
		Total 24566	1,453,021,500.00		
		Land Area 82.50 Sq. Miles			
		Net Valuation Taxable-Municipal	1,465,144,776		
		Net Valuation Taxable-County	1,601,689,072		
		State Equalized Valuation	1,527,265,612		
		State Equalization Ratio	95.90		

1735
 Population 1980 1,740
 Population 1990 1,693
 S & P Rating
 Moody Rating

General Tax Rate Per \$100. 2.09
 State Equalized Tax Rate 1.98

MANNINGTON TOWNSHIP - SALEM CO.

Form of Government:

Township Committee

Number of Members on Governing Body - 3

PER CAPITA:
 Gross Debt 7.86 PER CENT:
 Net Debt 7.86 Gross Debt .01
 Debt Service 8.84 Net Debt .01
 Total Tax Levy 1,169.44 Tax Levy Collected 91.94
 Municipal Expenditures 566.13 or Adjusted 1.08

EXPENDITURES		REVENUES-REALIZED		1992 PROPERTY TAX	
GENERAL GOVERNMENT				STATE EQUALIZED TAX RATE	
Governing Body & Public Boards		1992 Property Taxes Collected	1,822,343.00	Local District School Taxes	1.02 1,006,500.00
Municipal Clerk		1992 Payments in Lieu of Taxes		Regional & Consolidated School Tax	
Financial Administration	22,524.00	Delinquent Tax & Lien Collections	139,440.00	School Taxes in Municipal Budget	
Assessment of Taxes	16,646.00	Business Personalty Replacement Taxes	94,583.00	County Taxes	.87 653,263.04
Collection of Taxes	22,600.00	Taxes from Public Utilities	175,236.00	County Library Taxes	
Planning, Housing & Development	16,010.00	Other Miscellaneous Tax Revenues		Local Municipal Purpose Taxes	.09 86,326.00
Human Resources	10,247.00	State Aid Revenues	193,095.00	Veteran & Senior Citizen Taxes	
Elections		Federal Aid Revenues		Total Taxes for Rate Computation	1.98 1,966,739.04
General Administration (other)	167,636.00	State and Local Fiscal Assistance Act Utilized		Special District Taxes	
JUDICIARY		Sale of Acquired Property		Bank Corp. Taxes	
Municipal Courts	20,500.00	Other Miscellaneous Revenues	73,585.00	Added and Omitted Taxes	
PUBLIC SAFETY		Total	2,498,282.00	Total Taxes Levied - ABSTRACT	1,979,862.06
Fire Protection	19,948.00	Prior Years Surplus Appropriated	290,000.00	Total Taxes Billed	1,982,153.00
Police Protection	1,491.00	REVENUES TOTAL	2,788,282.00	1992 TAXES COLLECTED	1,822,343.00
Civil Defense & Disaster Control	6,230.00	Reserve For Uncollected Taxes	194,401.00	1992 Taxes Cancelled, Abated or Adjusted	21,349.00
Environmental Inspection & Control	9,300.00	CAPITAL OUTLAY TOTAL	7,465.00	Transfer to Tax Title Liens or Foreclosed	22,911.00
Other Public Safety				Balance Outstanding Dec. 31, 1992	115,550.00
PUBLIC WORKS		Public Enterprises		PRIOR YEARS TAXES OUTSTANDING	
Streets and Drainage	256,000.00	Recreation-Culture		Balance January 1, 1992	117,274.00
Sewers and Sewage Processing		Public Works		Collected in 1992	106,257.00
Garbage and Trash Disposal	118,445.00	Buildings and Grounds	7,465.00	Cancelled, Abated or Adjusted 1992	
Public Buildings and Grounds	7,905.00	Library and Education		Transfers to Tax Title Liens or Foreclosed	11,017.00
Other Public Works		Conservation		Balance December 31, 1992	
HEALTH and WELFARE		All Other		TAX TITLE LIENS OUTSTANDING	
Health Services Except Environmental	1,415.00	CAPITAL DEBT AUTHORIZED, DECEMBER 31, 1992		Balance January 1, 1992	54,390.00
Welfare-Public Assistance	2,025.00	ISSUED AND UNISSUED		Transfer From Taxes	35,179.00
Hospital, Clinics, First Aid		SCHOOL		Redeemed in 1992	33,183.00
Animal, Insect, & Rodent Control	6,300.00	Self-Liquidating		Cancelled, Abated or Adjusted (1992)	
Other Welfare Services		Other	13,300	Transfers to Foreclosed Property	
RECREATION and CONSERVATION		Total	13,300	Balance December 31, 1992	56,386.00
Beaches and Boardwalks		ISSUED AND OUTSTANDING		PROPERTY ACQUIRED BY DEED OR FORECLOSURE	
Parks, Playgrounds, Shade Trees		School		Balance January 1, 1992	36,150.00
Land Reclamation & Conservation		Self-Liquidating		Transfers From Taxes or Liens	
Other Recreational Services	1,250.00	Other	13,300.00	Sale for Cash (1992)	
EDUCATION (excluding schools)		Total	13,300.00	Cancelled, Abated or Adjusted (1992)	
Libraries		EQUALIZED VALUATION BASIS		Balance December 31, 1992	36,150.00
Other Educational Services		FOR NET DEBT COMPUTATION		CURRENT FINANCES DECEMBER 31, 1992	
STATUTORY EXPENDITURES		REAL PROPERTY VALUATIONS		ASSETS	
Pensions & F. L. C. A.	25,000.00	Code Class # of Parcels % VAL'N		Cash Dec. 31, 1992	695,231.00
Employee Fringe Benefits		1 Vacant Land 299 1.98	1,824,100.00	Taxes Receivable	115,550.00
Other Statutory Expenditures	500.00	2 Residential 393 35.40	32,665,800.00	Tax Title Liens	56,386.00
CETA And Other Public Employment Programs		3 Farm 589 30.38	28,039,900.00	Foreclosed Property	36,150.00
MUNICIPAL FUNCTIONS TOTAL	727,942.00	4a Commercial 30 5.83	5,384,000.00	Emergencies & Other Deferred Charges	58,700.00
CAPITAL IMPROVEMENTS *ME#0*	84,500.00	4b Industrial 5 26.40	24,365,100.00	State and Federal Aid Receivable	125,212.00
DEBT SERVICE		4c Apartments		Other Receivables	1,788.00
Principal Payments	13,300.00	Total	1316	Total	1,089,017.00
Interest Payments	1,673.00	Land Area 38.10 Sq. Miles		LIABILITIES, RESERVES, AND SURPLUS	
DEFERRED CHARGES	17,760.00	Net Valuation Taxable-Municipal	93,221,992	Cash Liabilities	475,972.00
SCHOOL, COUNTY, SPECIAL DISTRICT TAXES	1,857,763.04	Net Valuation Taxable-County	109,163,894	Reserves for Receivables	207,874.00
RESERVE FOR UNCOLLECTED TAXES	194,401.00	State Equalized Valuation	93,520,442	Surplus Dec. 31, 1992	403,171.00
EXPENDITURES TOTAL	2,816,839.04	State Equalization Ratio	94.57	Total	1,089,017.00

0318
 Population 1980 2,523
 Population 1990 3,874
 S & P Rating
 Moody Rating

General Tax Rate Per \$100. 1.93
 State Equalized Tax Rate 1.87

MANSFIELD TOWNSHIP - BURLINGTON CO.
 Form of Government:
Township Committee
 Number of Members on Governing Body - 3

PER CAPITA:
 Gross Debt 753.59
 Net Debt 194.97
 Debt Service 43.66
 Total Tax Levy 1,420.15
 Municipal Expenditures 535.00

PER CENT:
 Gross Debt 1.04
 Net Debt .27
 Tax Levy Collected 95.83
 Tax Levy Cancelled, Abated or Adjusted .24

EXPENDITURES		REVENUES-REAUZED		1992 PROPERTY TAX	
GENERAL GOVERNMENT				STATE EQUALIZED TAX RATE	
Governing Body & Public Boards		1992 Property Taxes Collected	5,158,965.00	Local District School Taxes	.68 1,935,200.00
Municipal Clerk		1992 Payments in Lieu of Taxes		Regional & Consolidated School Tax	.64 1,817,287.27
Financial Administration	35,797.00	Delinquent Tax & Lien Collections	163,479.00	School Taxes in Municipal Budget	
Assessment of Taxes	158,092.00	Business Personality Replacement Taxes	30,529.00	County Taxes	.56 1,605,705.45
Collection of Taxes	36,200.00	Taxes from Public Utilities		County Library Taxes	.03 98,110.16
Planning, Housing & Development	30,832.00	Other Miscellaneous Tax Revenues		Local Municipal Purpose Taxes	
Human Resources	47,276.00	State Aid Revenues	486,771.00	Veteran & Senior Citizen Taxes	60,150.00
Elections	1,696.00	Federal Aid Revenues		Total Taxes for Rate Computation	1.91 5,516,452.83
General Administration (other)	387,852.00	State and Local Fiscal Assistance Act Utilized		Special District Taxes	4,658.00
JUDICIARY		Sale of Acquired Property		Bank Corp. Taxes	
Municipal Courts	128,432.00	Other Miscellaneous Revenues	1,004,729.00	Added and Omitted Taxes	40,685.00
PUBLIC SAFETY		Total	6,849,473.00	Total Taxes Levied - ABSTRACT	5,501,645.88
Fire Protection	31,070.00	Prior Years Surplus Appropriated	759,000.00	Total Taxes Billed	5,380,507.00
Police Protection	174,445.00	REVENUES TOTAL	7,608,473.00	1992 TAXES COLLECTED	5,158,965.00
Civil Defense & Disaster Control	2,468.00	Reserve For Uncollected Taxes	309,293.00	1992 Taxes Cancelled, Abated or Adjusted	13,006.00
Environmental Inspection & Control	33,063.00	CAPITAL OUTLAY TOTAL	560.00	Transfer to Tax Title Liens or Foreclosed	7,376.00
Other Public Safety		Public Enterprises		Balance Outstanding Dec. 31, 1992	201,160.00
PUBLIC WORKS		Recreation-Culture		PRIOR YEARS TAXES OUTSTANDING	
Streets and Drainage	97,304.00	Public Works	160.00	Balance January 1, 1992	168,926.00
Sewers and Sewage Processing		Buildings and Grounds	500.00	Collected in 1992	168,479.00
Garbage and Trash Disposal	205,001.00	Library and Education		Cancelled, Abated or Adjusted 1992	
Public Buildings and Grounds	27,984.00	Conservation		Transfers to Tax Title Liens or Foreclosed	384.00
Other Public Works		All Other		Balance December 31, 1992	63.00
HEALTH and WELFARE		CAPITAL DEBT AUTHORIZED, DECEMBER 31, 1992		TAX TITLE LIENS OUTSTANDING	
Health Services Except Environmental	16,200.00	ISSUED AND UNISSUED		Balance January 1, 1992	29,910.00
Welfare-Public Assistance	6,472.00	School	2,164,126	Transfer From Taxes	7,807.00
Hospital, Clinics, First Aid		Self-Liquidating		Redeemed in 1992	
Animal, Insect, & Rodent Control		Other	755,300	Cancelled, Abated or Adjusted (1992)	
Other Welfare Services		Total	2,919,426	Transfers to Foreclosed Property	
RECREATION and CONSERVATION		ISSUED AND OUTSTANDING		Balance December 31, 1992	37,717.00
Beaches and Boardwalks		School	2,164,126.62	PROPERTY ACQUIRED BY DEED OR FORECLOSURE	
Parks, Playgrounds, Shade Trees	5,000.00	Self-Liquidating		Balance January 1, 1992	
Land Reclamation & Conservation	16,500.00	Other	739,400.00	Transfers From Taxes or Liens	
Other Recreational Services	25,450.00	Total	2,903,526.62	Sale for Cash (1992)	
EDUCATION (excluding schools)		EQUALIZED VALUATION BASIS		Cancelled, Abated or Adjusted (1992)	
Libraries		FOR NET DEBT COMPUTATION	280,512,186	Balance December 31, 1992	
Other Educational Services		REAL PROPERTY VALUATIONS		CURRENT FINANCES DECEMBER 31, 1992	
STATUTORY EXPENDITURES		Code Class # of Parcels % VAL'N		ASSETS	
Pensions & F. L. C. A.	67,531.00	1 Vacant Land 359 7.00	19,158,400.00	Cash Dec. 31, 1992	2,118,584.00
Employee Fringe Benefits	56,036.00	2 Residential 1420 72.36	198,027,700.00	Taxes Receivable	201,223.00
Other Statutory Expenditures	500.00	3 Farm 394 9.33	26,893,800.00	Tax Title Liens	37,717.00
CETA And Other Public Employment Programs		4a Commercial 72 8.91	24,383,500.00	Foreclosed Property	
MUNICIPAL FUNCTIONS TOTAL	1,590,231.00	4b Industrial 3 1.33	3,635,000.00	Emergencies & Other Deferred Charges	
CAPITAL IMPROVEMENTS *ME40*		4c Apartments 10 .58	1,577,400.00	State and Federal Aid Receivable	1,559.00
DEBT SERVICE		Total 2258	273,630,800.00	Other Receivables	20,597.00
Principal Payments	134,500.00	Land Area 23.09 Sq. Miles		Total	2,379,770.00
Interest Payments	34,656.00	Net Valuation Taxable-Municipal	276,004,312	LIABILITIES, RESERVES, AND SURPLUS	
DEFERRED CHARGES	3,924.00	Net Valuation Taxable-County	293,044,357	Cash Liabilities	832,641.00
SCHOOL, COUNTY, SPECIAL DISTRICT TAXES	5,460,960.88	State Equalized Valuation	284,993,208	Reserves for Receivables	259,626.00
RESERVE FOR UNCOLLECTED TAXES	309,293.00	State Equalization Ratio	96.82	Surplus Dec. 31, 1992	1,237,503.00
EXPENDITURES TOTAL	7,533,534.88			Total	2,379,770.00

2116
 Population 1980 5,780
 Population 1990 7,154
 S & P Rating AAA
 Moody Rating AAA

General Tax Rate Per \$100. 2.19
 State Equalized Tax Rate 1.82

MANSFIELD TOWNSHIP - WARREN CO.
 Form of Government:
Township Committee
 Number of Members on Governing Body - 5

PER CAPITAL: Grass Debt 48.93 PER CENT: Grass Debt .11
 Net Debt 24.65 Net Debt .05
 Debt Service Tax Levy Collected 93.68
 Total Tax Levy 826.23 Tax Levy Cancelled, Abated
 Municipal Expenditures 341.43 or Adjusted .05

EXPENDITURES		REVENUES-REALIZED			1992 PROPERTY TAX	
GENERAL GOVERNMENT		REVENUES-REALIZED			STATE EQUALIZED TAX RATE	
Governing Body & Public Boards		1992 Property Taxes Collected		Local District School Taxes	.60	1,916,031.00
Municipal Clerk		1992 Payments in Lieu of Taxes	5,542,065.14	Regional & Consolidated School Tax	.58	1,860,226.87
Financial Administration	69,945.12	Delinquent Tax & Lien Collections	498,827.16	School Taxes in Municipal Budget		
Assessment of Taxes	15,292.63	Business Personalty Replacement Taxes	48,308.68	County Taxes	.59	1,909,055.10
Collection of Taxes	52,448.44	Taxes from Public Utilities	726,511.00	County Library Taxes	.05	160,525.73
Planning, Housing & Development	50,537.00	Other Miscellaneous Tax Revenues		Local Municipal Purpose Taxes		
Human Resources	55,029.43	State Aid Revenues	269,105.47	Veteran & Senior Citizen Taxes		35,550.00
Elections	2,192.50	Federal Aid Revenues		Total Taxes for Rate Computation	1.82	5,881,388.70
General Administration (other)	293,237.32	State and Local Fiscal Assistance Act Utilized		Special District Taxes		
JUDICIARY		Sale of Acquired Property	350.00	Bank Corp. Taxes		
Municipal Courts	67,801.02	Other Miscellaneous Revenues	362,854.42	Added and Omitted Taxes		50,721.29
PUBLIC SAFETY		Total	7,448,021.87	Total Taxes Levied - ABSTRACT		5,896,559.99
Fire Protection	140,699.30	Prior Years Surplus Appropriated	950,000.00	Total Taxes Billed		5,915,882.14
Police Protection	514,411.49	REVENUES TOTAL	8,398,021.87	1992 TAXES COLLECTED		
Civil Defense & Disaster Control	773.36	Reserve For Uncollected Taxes	431,386.17	1992 Taxes Cancelled, Abated or Adjusted		3,010.70
Environmental Inspection & Control	24,320.95	CAPITAL OUTLAY TOTAL	133,593.06	Transfer to Tax Title Liens or Foreclosed		55,189.13
Other Public Safety				Balance Outstanding Dec. 31, 1992		315,617.17
PUBLIC WORKS				PRIOR YEARS TAXES OUTSTANDING		
Streets and Drainage	383,688.82	Public Enterprises		Balance January 1, 1992		478,853.97
Sewers and Sewage Processing		Recreation-Culture		Collected in 1992		385,668.62
Garbage and Trash Disposal	7,259.96	Public Works	133,593.06	Cancelled, Abated or Adjusted 1992		1,323.20
Public Buildings and Grounds	77,201.30	Buildings and Grounds		Transfers to Tax Title Liens or Foreclosed		84,847.26
Other Public Works	11,400.00	Library and Education		Balance December 31, 1992		7,014.89
HEALTH and WELFARE		Conservation		TAX TITLE LIENS OUTSTANDING		
Health Services Except Environmental	1,173.95	All Other		Balance January 1, 1992		177,004.59
Welfare-Public Assistance	3,611.72	CAPITAL DEBT AUTHORIZED, DECEMBER 31, 1992		Transfer From Taxes		158,248.49
Hospital, Clinics, First Aid		ISSUED AND UNISSUED		Redeemed in 1992		113,013.28
Animal, Insect, & Rodent Control	100.00	School	173,000	Cancelled, Abated or Adjusted (1992)		305.90
Other Welfare Services		Self-Liquidating		Transfers to Foreclosed Property		
RECREATION and CONSERVATION		Other	176,333	Balance December 31, 1992		221,933.90
Beaches and Boardwalks		Total	349,333	PROPERTY ACQUIRED BY DEED OR FORECLOSURE		
Parks, Playgrounds, Shade Trees		ISSUED AND OUTSTANDING		Balance January 1, 1992		216,135.00
Land Reclamation & Conservation	6,633.73	School		Transfers From Taxes or Liens		
Other Recreational Services	18,200.00	Self-Liquidating		Sale for Cash (1992)		350.00
EDUCATION (excluding schools)		Other		Cancelled, Abated or Adjusted (1992)		3,150.00
Libraries		Total		Balance December 31, 1992		212,635.00
Other Educational Services		EQUALIZED VALUATION BASIS		CURRENT FINANCES DECEMBER 31, 1992		
STATUTORY EXPENDITURES		FOR NET DEBT COMPUTATION		ASSETS		
Pensions & F. L. C. A.	88,892.00	REAL PROPERTY VALUATIONS		Cash Dec. 31, 1992		1,881,242.65
Employee Fringe Benefits	121,132.36	Code Class # of Parcels % VAL'N ASSESSED VALUATION		Taxes Receivable		322,632.06
Other Statutory Expenditures		1 Vacant Land 691 5.87 15,625,410.00		Tax Title Liens		221,933.90
CETA And Other Public Employment Programs		2 Residential 1499 62.78 167,163,450.00		Foreclosed Property		212,635.00
MUNICIPAL FUNCTIONS TOTAL	2,006,082.95	3 Farm 360 6.52 17,355,850.00		Emergencies & Other Deferred Charges		4,609.23
CAPITAL IMPROVEMENTS *ME 90*		4a Commercial 43 6.56 17,456,900.00		State and Federal Aid Receivable		1,080.31
DEBT SERVICE		4b Industrial 11 6.55 17,440,200.00		Other Receivables		47,233.42
Principal Payments		4c Apartments 4 11.72 31,213,000.00		Total		2,691,366.57
Interest Payments		Total 2608 266,234,910.00		LIABILITIES, RESERVES, AND SURPLUS		
DEFERRED CHARGES	5,124.18	Land Area 29.65 Sq. Miles		Cash Liabilities		688,067.59
SCHOOL, COUNTY, SPECIAL DISTRICT TAXES	5,845,833.70	Net Valuation Taxable-Municipal		Reserves for Receivables		804,434.38
RESERVE FOR UNCOLLECTED TAXES	431,386.17	Net Valuation Taxable-County		Surplus Dec. 31, 1992		1,198,364.60
EXPENDITURES TOTAL	8,289,432.00	State Equalized Valuation		Total		2,691,366.57
		State Equalization Ratio				

1519
 Population 1980 433
 Population 1990 334
 S & P Rating
 Moody Rating
 General Tax Rate Per \$100 .71
 State Equalized Tax Rate .74

MANTOLOKING BOROUGH - OCEAN CO.
 Form of Government:
Borough Council
 Number of Members on Governing Body - 6

PER CAPITA:
 Gross Debt 885.45
 Net Debt 885.45
 Debt Service 306.29
 Total Tax Levy 9,189.13
 Municipal Expenditures 5,783.21
 PER CENT:
 Gross Debt .07
 Net Debt .07
 Tax Levy Collected 97.25
 Tax Levy Cancelled, Abated or Adjusted .05

EXPENDITURES	REVENUES-REALIZED	1992 PROPERTY TAX	
GENERAL GOVERNMENT		STATE EQUALIZED TAX RATE	
Governing Body & Public Boards		Local District School Taxes	.02
Municipal Clerk	62,250.00	Regional & Consolidated School Tax	
Financial Administration	16,100.00	School Taxes in Municipal Budget	
Assessment of Taxes	7,500.00	County Taxes	.42 *
Collection of Taxes	10,600.00	County Library Taxes	.03
Planning, Housing & Development	9,000.00	Local Municipal Purpose Taxes	.27
Human Resources	61,756.00	Veteran & Senior Citizen Taxes	
Elections		Total Taxes for Rate Computation	.74
General Administration (other)	154,600.00	Special District Taxes	
JUDICIARY		Bank Corp. Taxes	
Municipal Courts	27,531.00	Added and Omitted Taxes	
PUBLIC SAFETY		Total Taxes Levied - ABSTRACT	11,431.18
Fire Protection	63,400.00	Total Taxes Billed	3,069,184.65
Police Protection	349,937.00	1992 TAXES COLLECTED	2,985,710.62
Civil Defense & Disaster Control	500.00	1992 Taxes Cancelled, Abated or Adjusted	1,677.02
Environmental Inspection & Control	14,900.00	Transfer to Tax Title Liens or Foreclosed	
Other Public Safety		Balance Outstanding Dec. 31, 1992	82,601.28
PUBLIC WORKS		PRIOR YEARS TAXES OUTSTANDING	
Streets and Drainage	87,050.00	Balance January 1, 1992	103,200.19
Sewers and Sewage Processing	253,708.00	Collected in 1992	103,200.19
Garbage and Trash Disposal	194,000.00	Cancelled, Abated or Adjusted 1992	
Public Buildings and Grounds	54,400.00	Transfers to Tax Title Liens or Foreclosed	
Other Public Works	510,000.00	Balance December 31, 1992	
HEALTH and WELFARE		TAX TITLE LIENS OUTSTANDING	
Health Services Except Environmental	200.00	Balance January 1, 1992	8,460.08
Welfare-Public Assistance	500.00	Transfer From Taxes	
Hospital, Clinics, First Aid	200.00	Redeemed in 1992	8,460.08
Animal, Insect, & Rodent Control		Cancelled, Abated or Adjusted (1992)	
Other Welfare Services		Transfers to Foreclosed Property	
RECREATION and CONSERVATION		Balance December 31, 1992	
Beaches and Boardwalks	24,000.00	PROPERTY ACQUIRED BY DEED OR FORECLOSURE	
Parks, Playgrounds, Shade Trees		Balance January 1, 1992	
Land Reclamation & Conservation	476.00	Transfers From Taxes or Liens	
Other Recreational Services		Sale for Cash (1992)	
EDUCATION (excluding schools)		Cancelled, Abated or Adjusted (1992)	
Libraries		Balance December 31, 1992	
Other Educational Services		CURRENT FINANCES DECEMBER 31, 1992	
STATUTORY EXPENDITURES		ASSETS	
Pensions & F. I. C. A.	74,100.00	Cash Dec. 31, 1992	790,438.99
Employee Fringe Benefits	60,000.00	Taxes Receivable	92,601.28
Other Statutory Expenditures		Tax Title Liens	
CETA And Other Public Employment Programs		Foreclosed Property	
MUNICIPAL FUNCTIONS TOTAL	2,036,708.00	Emergencies & Other Deferred Charges	516,500.00
CAPITAL IMPROVEMENTS *MEMO*	23,250.00	State and Federal Aid Receivable	
DEBT SERVICE		Other Receivables	1,798.51
Principal Payments	91,761.00	Total	1,391,338.78
Interest Payments	10,541.21	LIABILITIES, RESERVES, AND SURPLUS	
DEFERRED CHARGES	5,500.00	Cash Liabilities	911,759.73
SCHOOL, COUNTY, SPECIAL DISTRICT TAXES	1,943,950.47	Reserves for Receivables	84,399.79
RESERVE FOR UNCOLLECTED TAXES	122,752.00	Surplus Dec. 31, 1992	395,179.26
EXPENDITURES TOTAL	4,216,222.58	Total	1,391,338.79
		REVENUES-REALIZED	
		1992 Property Taxes Collected	2,985,710.62
		1992 Payments in Lieu of Taxes	2,357.76
		Delinquent Tax & Lien Collections	111,660.27
		Business Personality Replacement Taxes	1,129.48
		Taxes from Public Utilities	125,300.00
		Other Miscellaneous Tax Revenues	
		State Aid Revenues	79,587.00
		Federal Aid Revenues	
		State and Local Fiscal Assistance Act Utilized	
		Sale of Acquired Property	
		Other Miscellaneous Revenues	285,151.26
		Total	3,590,896.39
		Prior Years Surplus Appropriated	168,000.00
		REVENUES TOTAL	3,759,896.39
		Reserve For Uncollected Taxes	122,752.00
		CAPITAL OUTLAY TOTAL	100,693.94
		Public Enterprises	
		Recreation-Culture	
		Public Works	100,693.94
		Buildings and Grounds	
		Library and Education	
		Conservation	
		All Other	
		CAPITAL DEBT AUTHORIZED, DECEMBER 31, 1992	
		ISSUED AND UNISSUED	
		School	
		Self-Liquidating	
		Other	295,740
		Total	295,740
		GROSS DEBT	
		School	
		Self-Liquidating	
		Other	100,000.00
		Total	100,000.00
		NET DEBT	
		School	
		Self-Liquidating	
		Other	100,000.00
		Total	100,000.00
		EQUALIZED VALUATION BASIS	
		FOR NET DEBT COMPUTATION	429,533,644
		REAL PROPERTY VALUATIONS	
		Code Class # of Parcels % VAL'N	ASSESSED VALUATION
		1 Vacant Land 60 3.92	16,862,500.00
		2 Residential 503 94.33	436,066,800.00
		3 Farm	
		4a Commercial 7 1.75	7,523,600.00
		4b Industrial	
		4c Apartments	
		Total 570	430,452,900.00
		Land Area .44 Sq. Miles	
		Net Valuation Taxable-Municipal	430,782,780
		Net Valuation Taxable-County	430,433,368
		State Equalized Valuation	411,381,160
		State Equalization Ratio	104.72

*Includes County Health Service Taxes, County Vocational School Taxes, or County Open Space Tax. See Table 13.

0810

Population 1980 9,193
 Population 1990 10,074
 S & P Rating
 Moody Rating A

General Tax Rate Per \$100. 3.73
 State Equalized Tax Rate 2.40

MANTUA TOWNSHIP - GLOUCESTER CO.

Form of Government:
 Township Committee

Number of Members on Governing Body - 5

PER CAPITA:

Gross Debt 994.54
 Net Debt 193.16
 Debt Service 37.12
 Total Tax Levy 1,135.70
 Municipal Expenditures 559.52

PER CENT:

Gross Debt 2.33
 Net Debt .46
 Tax Levy Collected 92.34
 Tax Levy Cancelled, Abated or Adjusted .04

EXPENDITURES		REVENUES-REALIZED			1992 PROPERTY TAX	
GENERAL GOVERNMENT					STATE EQUALIZED TAX RATE	
Governing Body & Public Boards		1992 Property Taxes Collected			Local District School Taxes	3,174,865.50
Municipal Clerk		1992 Payments in Lieu of Taxes			Regional & Consolidated School Tax	2,662,296.46
Financial Administration	51,403.00	Delinquent Tax & Lien Collections			School Taxes in Municipal Budget	
Assessment of Taxes	66,069.00	Business Personalty Replacement Taxes			County Taxes	2,862,114.49
Collection of Taxes	56,034.00	Taxes from Public Utilities			Caunty Library Taxes	119,615.27
Planning, Hausing & Development	52,075.00	Other Miscellaneous Tax Revenues			Local Municipal Purpose Taxes	2,189,700.00
Human Resources	73,879.50	State Aid Revenues			Veteran & Senior Citizen Taxes	100,350.00
Elections		Federal Aid Revenues			Total Taxes for Rate Computation	11,108,941.72
General Administration (other)	576,471.00	State and Local Fiscal Assistance Act Utilized			Special District Taxes	
JUDICIARY		Sale of Acquired Property			Bank Corp. Taxes	
Municipal Courts	61,716.00	Other Miscellaneous Revenues			Added and Omitted Taxes	442,491.30
PUBLIC SAFETY		Prior Years Surplus Appropriated			Total Taxes Levied - ABSTRACT	11,451,083.02
Fire Protection	109,039.90	REVENUES TOTAL			Total Taxes Billed	11,479,905.80
Police Protection	1,144,773.47	CAPITAL OUTLAY TOTAL			1992 TAXES COLLECTED	10,600,442.46
Civil Defense & Disaster Control		Public Enterprises			1992 Taxes Cancelled, Abated or Adjusted	4,231.33
Environmental Inspection & Control	175,571.00	Recreation-Culture			Transfer to Tax Title Liens or Foreclosed	43,875.70
Other Public Safety		Public Works			PRIOR YEARS TAXES OUTSTANDING	
PUBLIC WORKS		Buildings and Grounds			Balance January 1, 1992	576,658.25
Streets and Drainage	273,500.00	Library and Education			Collected in 1992	549,150.00
Sewers and Sewage Processing		Conservation			Cancelled, Abated or Adjusted 1992	72.58
Garbage and Trash Disposal	954,000.00	All Other			Transfers to Tax Title Liens or Foreclosed	13,258.50
Public Buildings and Grounds	32,800.00	CAPITAL DEBT AUTHORIZED, DECEMBER 31, 1992			Balance December 31, 1992	14,177.17
Other Public Works	25,975.00	ISSUED AND UNISSUED			TAX TITLE LIENS OUTSTANDING	
HEALTH and WELFARE		School			Balance January 1, 1992	199,640.43
Health Services Except Environmental	3,112.00	Self-Liquidating			Transfer From Taxes	58,515.47
Welfare-Public Assistance	3,085.00	Other			Redeemed in 1992	102,269.47
Hospital, Clinics, First Aid		Total			Cancelled, Abated or Adjusted (1992)	
Animal, Insect, & Rodent Control		ISSUED AND OUTSTANDING			Transfers to Foreclosed Property	
Other Welfare Services		School			Balance December 31, 1992	155,886.48
RECREATION and CONSERVATION		Self-Liquidating			PROPERTY ACQUIRED BY DEED OR	
Beaches and Boardwalks		Other			FORECLOSURE	
Parks, Playgrounds, Shade Trees		Total			Balance January 1, 1992	2,186,500.00
Land Reclamation & Conservation	10,500.00	EQUALIZED VALUATION BASIS			Transfers From Taxes or Liens	
Other Recreational Services	48,153.00	FOR NET DEBT COMPUTATION			Sale for Cash (1992)	
EDUCATION (excluding schools)		REAL PROPERTY VALUATIONS			Cancelled, Abated or Adjusted (1992)	
Libraries		Code Class # of Parcels % VALN			Balance December 31, 1992	2,186,500.00
Other Educational Services	3,000.00	ASSESSED VALUATION			CURRENT FINANCES DECEMBER 31, 1992	
STATUTORY EXPENDITURES		1 Vacant Land 1429 5.69			ASSETS	
Pensions & F. L. C. A.	246,247.00	2 Residential 3233 76.50			Cash Dec. 31, 1992	3,363,508.42
Employee Fringe Benefits	315,000.00	3 Farm 314 4.07			Taxes Receivable	845,533.48
Other Statutory Expenditures	13,753.84	4a Commercial 130 10.96			Tax Title Liens	155,886.48
CETA And Other Public Employment Programs		4b Industrial 10 2.60			Foreclosed Property	2,186,500.00
MUNICIPAL FUNCTIONS TOTAL	4,289,207.71	4c Apartments 5 .17			Emergencies & Other Deferred Charges	18,693.50
CAPITAL IMPROVEMENTS *MEMO*	50,000.00	Total 5121			State and Federal Aid Receivable	1,762.72
DEBT SERVICE		Land Area 15.96 Sq. Miles			Other Receivables	38,765.50
Principal Payments	283,000.00	Net Valuation Taxable-Municipal			Total	6,610,650.10
Interest Payments	85,941.58	Net Valuation Taxable-County			LIABILITIES, RESERVES, AND SURPLUS	
DEFERRED CHARGES	23,417.02	State Equalized Valuation			Cash Liabilities	1,682,567.13
SCHOOL, COUNTY, SPECIAL DISTRICT TAXES	8,819,891.72	State Equalization Ratio			Reserves for Receivables	3,226,695.46
RESERVE FOR UNCOLLECTED TAXES	950,000.00				Surplus Dec. 31, 1992	1,701,397.51
EXPENDITURES TOTAL	14,455,458.03				Total	6,610,650.10

1311
 Population 1980 11,273
 Population 1990 10,567
 S & P Rating
 Moody Rating BAA

General Tax Rate Per \$100. 4.57
 State Equalized Tax Rate 2.29

MANVILLE BOROUGH - SOMERSET CO.
 Form of Government:
Borough Council
 Number of Members on Governing Body - 6

PER CAPITA:
 Gross Debt 1,000.63
 Net Debt 757.90
 Debt Service 86.79
 Total Tax Levy 1,114.04
 Municipal Expenditures 627.50

PER CENT:
 Gross Debt 1.95
 Net Debt 1.49
 Tax Levy Collected 95.37
 Tax Levy Cancelled, Abated or Adjusted .21

EXPENDITURES		REVENUES-REALIZED		1992 PROPERTY TAX	
				STATE EQUALIZED TAX RATE	
GENERAL GOVERNMENT					
Governing Body & Public Boards					
Municipal Clerk					
Financial Administration	78,074.50	1992 Property Taxes Collected	11,245,216.05	1.29	6,650,225.83
Assessment of Taxes	20,441.43	1992 Payments in Lieu of Taxes			
Collection of Taxes	400.00	Delinquent Tax & Lien Collections	514,167.16		
Planning, Housing & Development	17,890.00	Business Personalty Replacement Taxes	608,076.20	.41 *	2,106,332.62
Human Resources	42,215.00	Taxes from Public Utilities	436,378.91		
Elections	2,790.00	Other Miscellaneous Tax Revenues		.58	2,998,422.67
General Administration (other)	609,535.21	State Aid Revenues	993,404.79		200,450.00
		Federal Aid Revenues		2.28	11,955,431.17
JUDICIARY		State and Local Fiscal Assistance Act Utilized			
Municipal Courts	77,049.87	Sale of Acquired Property			
PUBLIC SAFETY		Other Miscellaneous Revenues	829,431.54		17,044.36
Fire Protection	67,715.50	Total	14,626,674.55		Total Taxes Levied - ABSTRACT
Police Protection	1,298,385.99	Prior Years Surplus Appropriated	400,000.00		11,772,025.53
Civil Defense & Disaster Control	2,300.00	REVENUES TOTAL	15,026,674.65		Total Taxes Billed
Environmental Inspection & Control	50,250.00	Reserve For Uncollected Taxes	648,000.00		11,790,838.88
Other Public Safety		CAPITAL OUTLAY TOTAL	1,158,624.74		1992 TAXES COLLECTED
PUBLIC WORKS		Public Enterprises	37,086.82		11,245,216.05
Streets and Drainage	601,872.00	Recreation-Culture	4,683.93		1992 Taxes Cancelled, Abated or Adjusted
Sewers and Sewage Processing	69,099.00	Public Works	1,114,953.99		Transfer to Tax Title Liens or Foreclosed
Garbage and Trash Disposal	666,697.00	Buildings and Grounds			Balance Outstanding Dec. 31, 1992
Public Buildings and Grounds	15,500.00	Library and Education			483,806.82
Other Public Works	31,000.00	Conservation			PRIOR YEARS TAXES OUTSTANDING
HEALTH and WELFARE		All Other			Balance January 1, 1992
Health Services Except Environmental	60,890.00				435,939.53
Welfare-Public Assistance	18,553.00	CAPITAL DEBT AUTHORIZED, DECEMBER 31, 1992			Collected in 1992
Hospital, Clinics, First Aid		ISSUED AND UNISSUED			466,615.62
Animal, Insect, & Rodent Control	33,925.00	School	1,876,000		Cancelled, Abated or Adjusted 1992
Other Welfare Services		Self-Liquidating	212,310		175.93
RECREATION and CONSERVATION		Other	8,485,361		Transfers to Tax Title Liens or Foreclosed
Beaches and Boardwalks		Total	10,573,671		13,278.77
Parks, Playgrounds, Shade Trees	113,614.00	ISSUED AND OUTSTANDING			Balance December 31, 1992
Land Reclamation & Conservation	10,335.32	School			5,869.21
Other Recreational Services	49,500.00	Self-Liquidating			TAX TITLE LIENS OUTSTANDING
EDUCATION (excluding schools)		Other			Balance January 1, 1992
Libraries	179,550.00	Total			105,572.70
Other Educational Services		EQUALIZED VALUATION BASIS			Transfer From Taxes
STATUTORY EXPENDITURES		FOR NET DEBT COMPUTATION			53,842.77
Pensions & F. L. C. A.	315,136.00	REAL PROPERTY VALUATIONS			Redeemed in 1992
Employee Fringe Benefits	398,212.00	Code Class # of Parcels % VAL'N			47,551.54
Other Statutory Expenditures		1 Vacant Land 227 1.45			Cancelled, Abated or Adjusted (1992)
CETA And Other Public Employment Programs		2 Residential 3246 85.34			Transfers to Foreclosed Property
MUNICIPAL FUNCTIONS TOTAL	4,831,030.82	3 Farm 6			Balance December 31, 1992
CAPITAL IMPROVEMENTS	25,000.00	4a Commercial 128 7.38			111,863.93
DEBT SERVICE		4b Industrial 23 4.68			PROPERTY ACQUIRED BY DEED OR FORECLOSURE
Principal Payments	609,100.00	4c Apartments 10 .54			Balance January 1, 1992
Interest Payments	236,905.23	Total 3638			32,145.00
DEFERRED CHARGES	255,733.14	Land Area 2.50 Sq. Miles			Transfers from Taxes or Liens
SCHOOL COUNTY, SPECIAL DISTRICT TAXES	8,756,553.53	Net Valuation Taxable-Municipal			576,000.00
RESERVE FOR UNCOLLECTED TAXES	643,000.00	Net Valuation Taxable-County			188,635.57
EXPENDITURES TOTAL	15,387,332.69	State Equalized Valuation			6,947,520.37
		State Equalization Ratio			7,812,156.94
					257,247,005.00
					257,632,190
					546,582,262
					514,262,542
					50.06
					LIABILITIES, RESERVES, AND SURPLUS
					Cash Liabilities
					2,649,731.84
					Reserves for Receivables
					979,552.66
					Surplus Dec. 31, 1992
					437,535.70
					Total
					4,116,820.20

*Includes County Health Service Taxes, County Vocational School Taxes, or County Open Space Tax. See Table 13.

0319
 Population 1980 20,525
 Population 1990 19,211
 S & P Rating
 Moody Rating AAA

General Tax Rate Per \$100. 2.35
 State Equalized Tax Rate 2.30

MAPLE SHADE TWP. - BURLINGTON CO.
 Form of Government:
 Council-Manager Plan E (OMCL 50)
 Number of Members on Governing Body - 5

PER CAPITA:
 Gross Debt 1,690.83
 Net Debt 708.37
 Debt Service 53.93
 Total Tax Levy 853.27
 Municipal Expenditures 362.59
 PER CENT:
 Gross Debt 4.69
 Net Debt 1.96
 Tax Levy Collected 95.12
 Tax Levy Cancelled, Abated or Adjusted .42

EXPENDITURES		REVENUES-REALIZED		1992 PROPERTY TAX	
GENERAL GOVERNMENT				STATE EQUALIZED TAX RATE	
Governing Body & Public Boards	11,715.00	1992 Property Taxes Collected	15,595,433.89	Local District School Taxes	1.31 9,238,245.25
Municipal Clerk	63,561.00	1992 Payments in Lieu of Taxes		Regional & Consolidated School Tax	
Financial Administration	32,300.00	Delinquent Tax & Lien Collections	511,714.40	School Taxes in Municipal Budget	
Assessment of Taxes	68,754.00	Business Personalty Replacement Taxes	114,045.16	County Taxes	.54 3,804,703.13
Collection of Taxes	74,514.00	Taxes from Public Utilities	988,715.00	County Library Taxes	.03 232,992.35
Planning, Housing & Development	14,790.00	Other Miscellaneous Tax Revenues		Local Municipal Purpose Taxes	.43 3,055,927.30
Human Resources	105,171.13	State Aid Revenues	971,430.96	Veteran & Senior Citizen Taxes	
Elections		Federal Aid Revenues		Total Taxes for Rate Computation	2.31 16,585,918.03
General Administration (other)	542,379.44	State and Local Fiscal Assistance Act Utilized		Special District Taxes	
JUDICIARY		Sale of Acquired Property		Bank Corp. Taxes	
Municipal Courts	60,957.57	Other Miscellaneous Revenues	476,240.77	Added and Omitted Taxes	
PUBLIC SAFETY		Total	13,657,580.08	Total Taxes Levied - ABSTRACT	60,333.39
Fire Protection	118,159.40	Prior Years Surplus Appropriated	950,000.00	Total Taxes Billed	16,392,201.41
Police Protection	1,845,912.29	REVENUES TOTAL	19,607,580.08	1992 TAXES COLLECTED	15,595,433.89
Civil Defense & Disaster Control	10,215.00	Reserve For Uncollected Taxes	739,480.70	1992 Taxes Cancelled, Abated or Adjusted	69,239.05
Environmental Inspection & Control	89,937.00	CAPITAL OUTLAY TOTAL	873,760.62	Transfer to Tax Title Liens or Foreclosed	
Other Public Safety		Public Enterprises	244,288.25	Balance Outstanding Dec. 31, 1992	731,010.98
PUBLIC WORKS		Recreation-Culture		PRIOR YEARS TAXES OUTSTANDING	
Streets and Drainage	569,751.00	Public Works	47,807.18	Balance January 1, 1992	530,964.44
Sewers and Sewage Processing	444,500.00	Buildings and Grounds	581,665.19	Collected in 1992	511,714.40
Garbage and Trash Disposal		Library and Education		Cancelled, Abated or Adjusted 1992	526.17
Public Buildings and Grounds	44,755.00	Conservation		Transfers to Tax Title Liens or Foreclosed	5,394.42
Other Public Works		All Other		Balance December 31, 1992	13,329.45
HEALTH and WELFARE		CAPITAL DEBT AUTHORIZED, DECEMBER 31, 1992		TAX TITLE LIENS OUTSTANDING	
Health Services Except Environmental		ISSUED AND UNISSUED		Balance January 1, 1992	
Welfare-Public Assistance		School	5,875,000	Transfer From Taxes	5,394.42
Hospital, Clinics, First Aid		Self-Liquidating	20,367,047	Redeemed in 1992	
Animal, Insect, & Rodent Control		Other	6,240,560	Cancelled, Abated or Adjusted (1992)	
Other Welfare Services		Total	32,482,607	Transfers to Foreclosed Property	
RECREATION and CONSERVATION		ISSUED AND OUTSTANDING		Balance December 31, 1992	5,394.42
Beaches and Boardwalks		School	5,875,000.00	PROPERTY ACQUIRED BY DEED OR	
Parks, Playgrounds, Shade Trees		Self-Liquidating	20,252,958.14	FORECLOSURE	
Land Reclamation & Conservation	22,558.88	Other	6,144,250.00	Balance January 1, 1992	45,837.87
Other Recreational Services	39,500.00	Total	32,272,208.14	Transfers From Taxes or Liens	
EDUCATION (excluding schools)		EQUALIZED VALUATION BASIS		Sale for Cash (1992)	
Libraries	65,444.00	FOR NET DEBT COMPUTATION	693,207.968	Cancelled, Abated or Adjusted (1992)	
Other Educational Services		REAL PROPERTY VALUATIONS		Balance December 31, 1992	45,837.87
STATUTORY EXPENDITURES		Code Class # of Parcels % VAL'N		CURRENT FINANCES DECEMBER 31, 1992	
Pensions & F. L. C. A.	291,412.61	ASSESSED VALUATION		ASSETS	
Employee Fringe Benefits	363,450.00	1 Vacant Land 189 1.36	9,405,350.00	Cash Dec. 31, 1992	1,873,058.58
Other Statutory Expenditures		2 Residential 4553 58.93	405,701,000.00	Taxes Receivable	744,340.43
CETA And Other Public Employment Programs	4,835,737.31	3 Farm 2 .01	93,400.00	Tax Title Liens	5,394.42
MUNICIPAL FUNCTIONS TOTAL	4,835,737.31	4a Commercial 231 18.92	130,579,900.00	Foreclosed Property	45,837.87
CAPITAL IMPROVEMENTS *MEMO*	26,000.00	4b Industrial 25 1.63	11,221,700.00	Emergencies & Other Deferred Charges	11,082.50
DEBT SERVICE		4c Apartments 24 19.15	132,164,800.00	State and Federal Aid Receivable	37,481.09
Principal Payments	561,400.00	Total 5029	690,165,150.00	Other Receivables	148,362.40
Interest Payments	474,559.72	Land Area 3.72 Sq. Miles		Total	2,865,537.29
DEFERRED CHARGES	304,501.38	Net Valuation Taxable-Municipal	692,415,079	LIABILITIES, RESERVES, AND SURPLUS	
SCHOOL, COUNTY, SPECIAL DISTRICT TAXES	13,275,940.73	Net Valuation Taxable-County	695,923,964	Cash Liabilities	939,846.76
RESERVE FOR UNCOLLECTED TAXES	739,480.70	State Equalized Valuation	705,998,405	Reserves for Receivables	943,915.12
EXPENDITURES TOTAL	20,241,619.84	State Equalization Ratio	93.07	Surplus Dec. 31, 1992	981,775.41

0711
 Population 1980 22,950
 Population 1990 21,652
 S & P Rating
 Moody Rating AA

General Tax Rate Per \$100 7.22
 State Equalized Tax Rate 2.84

MAPLEWOOD TOWNSHIP - ESSEX COUNTY
 Form of Government:
 Township Committee
 Number of Members on Governing Body - 5

PER CAPITA:
 Gross Debt 749.36
 Net Debt 400.45
 Debt Service 40.32
 Total Tax Levy 1,347.57
 Municipal Expenditures 772.20

PER CENT:
 Gross Debt 1.12
 Net Debt .60
 Tax Levy Collected 97.87
 Tax Levy Cancelled, Abated or Adjusted .19

EXPENDITURES		REVENUES-REALIZED		1992 PROPERTY TAX	
GENERAL GOVERNMENT				STATE EQUALIZED TAX RATE 1.42	
Governing Body & Public Boards		1992 Property Taxes Collected	39,200,384.49	Local District School Taxes	19,923,863.49
Municipal Clerk		1992 Payments in Lieu of Taxes	470,181.70	Regional & Consolidated School Tax	
Financial Administration	136,093.46	Delinquent Tax & Lien Collections	673,783.35	School Taxes in Municipal Budget	
Assessment of Taxes	103,039.49	Business Personality Replacement Taxes	296,571.72	County Taxes	.66 9,299,122.20
Collection of Taxes	105,510.00	Taxes from Public Utilities	1,153,429.96	County Library Taxes	
Planning, Housing & Development	21,464.21	Other Miscellaneous Tax Revenues		Local Municipal Purpose Taxes	.76 10,667,002.49
Human Resources	181,734.00	State Aid Revenues	1,085,519.20	Veteran & Senior Citizen Taxes	155,900.00
Elections	35,000.00	Federal Aid Revenues		Total Taxes for Rate Computation	2.84 40,050,888.17
General Administration (other)	1,445,142.54	State and Local Fiscal Assistance Act Utilized		Special District Taxes	
JUDICIARY		Sale of Acquired Property		Bank Corp. Taxes	
Municipal Courts	172,763.21	Other Miscellaneous Revenues	1,971,095.52	Added and Omitted Taxes	151,893.10
PUBLIC SAFETY		Total	44,856,471.44	Total Taxes Levied - ABSTRACT	40,046,881.27
Fire Protection	2,037,927.52	Prior Years Surplus Appropriated	1,000,000.00	Total Taxes Billed	40,052,212.30
Police Protection	3,038,168.00	REVENUES TOTAL	45,856,471.44	1992 TAXES COLLECTED	39,200,834.49
Civil Defense & Disaster Control	21,181.00	Reserve For Uncollected Taxes	1,197,000.00	1992 Taxes Cancelled, Abated or Adjusted	77,220.34
Environmental Inspection & Control	235,901.34	CAPITAL OUTLAY TOTAL	1,001,423.51	Transfer to Tax Title Liens or Foreclosed	1,985.50
Other Public Safety				Balance Outstanding Dec. 31, 1992	772,121.97
PUBLIC WORKS				PRIOR YEARS TAXES OUTSTANDING	
Streets and Drainage	570,331.14	Public Enterprises		Balance January 1, 1992	694,890.87
Sewers and Sewage Processing	1,801,262.00	Recreation-Culture	91,075.16	Collected in 1992	678,788.85
Garbage and Trash Disposal		Public Works	733,125.30	Cancelled, Abated or Adjusted 1992	14,567.52
Public Buildings and Grounds	435,130.00	Buildings and Grounds	177,223.05	Transfers to Tax Title Liens or Foreclosed	1,534.50
Other Public Works	527,830.42	Library and Education		Balance December 31, 1992	
HEALTH and WELFARE		Conservation		TAX TITLE LIENS OUTSTANDING	
Health Services Except Environmental	164,623.00	All Other		Balance January 1, 1992	3,733.25
Welfare-Public Assistance	16,740.00	CAPITAL DEBT AUTHORIZED, DECEMBER 31, 1992		Transfer From Taxes	3,734.40
Hospital, Clinics, First Aid		ISSUED AND UNISSUED		Redeemed in 1992	
Animal, Insect, & Rodent Control		GROSS DEBT		Cancelled, Abated or Adjusted (1992)	
Other Welfare Services		School	6,578,716	Transfers to Foreclosed Property	
RECREATION and CONSERVATION		Self-Liquidating	275,000	Balance December 31, 1992	7,467.65
Beaches and Boardwalks		Other	9,371,481	PROPERTY ACQUIRED BY DEED OR	
Parks, Playgrounds, Shade Trees	518,005.00	Total	16,225,197	FORECLOSURE	
Land Reclamation & Conservation		ISSUED AND OUTSTANDING		Balance January 1, 1992	7,103.00
Other Recreational Services	187,093.00	School	6,578,716.55	Transfers From Taxes or Liens	
EDUCATION (excluding schools)		Self-Liquidating	5,607,650.00	Sale for Cash (1992)	
Libraries	755,162.00	Other	12,186,366.55	Cancelled, Abated or Adjusted (1992)	
Other Educational Services		Total		Balance December 31, 1992	7,103.00
STATUTORY EXPENDITURES		EQUALIZED VALUATION BASIS		CURRENT FINANCES DECEMBER 31, 1992	
Pensions & F. L. C. A.	1,221,139.86	FOR NET DEBT COMPUTATION	1,452,285,998	ASSETS	
Employee Fringe Benefits	1,051,000.00	REAL PROPERTY VALUATIONS		Cash Dec. 31, 1992	3,636,312.24
Other Statutory Expenditures	300.00	Code Class # of Parcels % VAL'N		Taxes Receivable	772,121.97
CETA And Other Public Employment Programs		1 Vacant Land 86 .22	1,234,400.00	Tax Title Liens	7,467.65
MUNICIPAL FUNCTIONS TOTAL	14,738,589.19	2 Residential 6926 88.97	490,439,800.00	Foreclosed Property	7,103.00
CAPITAL IMPROVEMENTS *MEMO*	75,000.00	3 Farm		Emergencies & Other Deferred Charges	
DEBT SERVICE		4a Commercial 297 8.74	48,154,500.00	State and Federal Aid Receivable	24,051.00
Principal Payments	502,843.00	4b Industrial 36 1.50	8,260,500.00	Other Receivables	102,499.51
Interest Payments	370,215.25	4c Apartments 9 .53	3,181,300.00	Total	4,550,055.37
DEFERRED CHARGES	12,500.00	Total	551,270,500.00	LIABILITIES, RESERVES, AND SURPLUS	
SCHOOL, COUNTY, SPECIAL DISTRICT TAXES	29,227,935.69	Land Area 4.00 Sq. Miles		Cash Liabilities	1,871,255.41
RESERVE FOR UNCOLLECTED TAXES	1,197,000.00	Net Valuation Taxable-Municipal	552,636,000	Reserves for Receivables	913,243.13
EXPENDITURES TOTAL	46,099,133.13	Net Valuation Taxable-County	1,463,294,846	Surplus Dec. 31, 1992	1,765,556.33
		State Equalized Valuation	1,402,334,375	Total	4,550,055.37
		State Equalization Ratio	39.35		

0116
 Population 1980 9,179
 Population 1990 3,431
 S & P Rating
 Moody Rating A1

General Tax Rate Per \$100. 1.45
 State Equalized Tax Rate 1.46

MARGATE CITY - ATLANTIC COUNTY
 Form of Government:
Commission (1911)
 Number of Members on Governing Body - 3

PER CAPITA:
 Gross Debt 1,647.54
 Net Debt 1,540.91
 Debt Service 247.19
 Total Tax Levy 2,249.20
 Municipal Expenditures 1,414.27

PER CENT:
 Gross Debt 1.11
 Net Debt 1.03
 Tax Levy Collected 94.39
 Tax Levy Cancelled, Abated or Adjusted .23

EXPENDITURES		REVENUES-REALIZED		1992 PROPERTY TAX	
GENERAL GOVERNMENT		CAPITAL OUTLAY		STATE EQUALIZED TAX RATE	
Governing Body & Public Boards		1992 Property Taxes Collected		Local District School Taxes	.38
Municipal Clerk	25,000.00	1992 Payments in Lieu of Taxes	17,891,468.80	Regional & Consolidated School Tax	
Financial Administration	109,500.00	Delinquent Tax & Lien Collections	819,447.79	School Taxes in Municipal Budget	.05
Assessment of Taxes	150,000.00	Business Personalty Replacement Taxes	55,561.16	County Taxes	.45 *
Collection of Taxes	236,100.00	Taxes from Public Utilities	692,275.00	County Library Taxes	
Planning, Housing & Development	65,000.00	Other Miscellaneous Tax Revenues		Local Municipal Purpose Taxes	.59
Human Resources	117,530.18	State Aid Revenues	263,711.41	Veteran & Senior Citizen Taxes	
Elections	15,000.00	Federal Aid Revenues		Total Taxes for Rate Computation	1.47
General Administration (other)	805,950.00	State and Local Fiscal Assistance Act Utilized		Special District Taxes	
JUDICIARY		Sole of Acquired Property		Bank Corp. Taxes	
Municipal Courts	112,313.35	Other Miscellaneous Revenues	898,320.64	Added and Omitted Taxes	24,181.04
PUBLIC SAFETY		Total	20,620,784.80	Total Taxes Levied - ABSTRACT	18,954,547.52
Fire Protection	1,418,671.00	Prior Years Surplus Appropriated	1,500,000.00	Total Taxes Billed	18,955,495.63
Police Protection	1,620,718.81	REVENUES TOTAL	22,120,784.80	1992 TAXES COLLECTED	17,891,468.80
Civil Defense & Disaster Control	2,500.00	Reserve For Uncollected Taxes	1,035,781.00	1992 Taxes Cancelled, Abated or Adjusted	42,705.58
Environmental Inspection & Control	259,000.00	TOTAL	3,030,838.28	Transfer to Tax Title Liens or Foreclosed	310.74
Other Public Safety				Balance Outstanding Dec. 31, 1992	1,021,010.51
PUBLIC WORKS				PRIOR YEARS TAXES OUTSTANDING	
Streets and Drainage	827,500.00	Public Enterprises		Balance January 1, 1992	840,815.12
Sewers and Sewage Processing		Recreation-Culture		Collected in 1992	681,136.08
Garbage and Trash Disposal	770,000.00	Public Works	123,997.10	Cancelled, Abated or Adjusted 1992	65.64
Public Buildings and Grounds	78,000.00	Buildings and Grounds	2,558,853.63	Transfers to Tax Title Liens or Foreclosed	110,752.53
Other Public Works	85,500.00	Library and Education	347,987.55	Balance December 31, 1992	48,860.87
HEALTH and WELFARE		Conservation		TAX TITLE LIENS OUTSTANDING	
Health Services Except Environmental	150.00	All Other		Balance January 1, 1992	3,053.88
Welfare-Public Assistance	7,575.00	CAPITAL DEBT AUTHORIZED, DECEMBER 31, 1992		Transfer From Taxes	135,257.83
Hospital, Clinics, First Aid	2,000.00	ISSUED AND UNISSUED		Redeemed in 1992	138,311.71
Animal, Insect, & Rodent Control	5,000.00	School	899,000	Cancelled, Abated or Adjusted (1992)	
Other Welfare Services		Self-Liquidating		Transfers to Foreclosed Property	
RECREATION and CONSERVATION		Other	12,991,403	Balance December 31, 1992	
Beaches and Boardwalks	235,000.00	Total	13,890,403	PROPERTY ACQUIRED BY DEED OR FORECLOSURE	
Parks, Playgrounds, Shade Trees	105,000.00	ISSUED AND OUTSTANDING		Balance January 1, 1992	138,557.50
Land Reclamation & Conservation	333.25	School		Transfers From Taxes or Liens	
Other Recreational Services		Self-Liquidating		Sale for Cash (1992)	
EDUCATION (excluding schools)		Other		Cancelled, Abated or Adjusted (1992)	
Libraries	317,359.00	Total	899,000.00	Balance December 31, 1992	138,557.50
Other Educational Services		EQUALIZED VALUATION BASIS		CURRENT FINANCES DECEMBER 31, 1992	
STATUTORY EXPENDITURES		FOR NET DEBT COMPUTATION		ASSETS	
Pensions & F. L. C. A.	597,177.00	REAL PROPERTY VALUATIONS		Cash Dec. 31, 1992	2,688,373.63
Employee Fringe Benefits	820,000.00	Code Class # of Parcels % VAL'N		Taxes Receivable	1,069,871.38
Other Statutory Expenditures	15,000.00	1 Vacant Land 452 3.32		Tax Title Liens	
CETA And Other Public Employment Programs		2 Residential 6073 90.43	1,178,929,700.00	Foreclosed Property	138,557.50
MUNICIPAL FUNCTIONS TOTAL	8,803,877.59	3 Farm		Emergencies & Other Deferred Charges	
CAPITAL IMPROVEMENTS *MEMO*	100,000.00	4a Commercial 204 4.95	64,536,400.00	State and Federal Aid Receivable	58,208.17
DEBT SERVICE		4b Industrial		Other Receivables	14,797.17
Principal Payments	1,323,218.32	4c Apartments 34 1.30	16,969,500.00	Total	3,969,807.85
Interest Payments	760,863.01	Total	1,303,673,900.00	LIABILITIES, RESERVES, AND SURPLUS	
TYPE I SCHL DEBT *MEMO	588,723.75	Land Area 1.40 Sq. Miles		Cash Liabilities	1,517,572.86
DEFERRED CHARGES		Net Valuation Taxable-Municipal	1,305,607,903	Reserves for Receivables	1,223,226.05
SCHOOL, COUNTY, SPECIAL DISTRICT TAXES	11,349,370.47	Net Valuation Taxable-County	1,259,966,143	Surplus Dec. 31, 1992	1,229,008.94
RESERVE FOR UNCOLLECTED TAXES	1,035,731.00	State Equalized Valuation	1,295,517,948	Total	3,969,807.85
EXPENDITURES TOTAL	23,273,110.39	State Equalization Ratio	100.78		

1328
 Population: 1980 17,560
 Population 1990 27,974
 S & P Rating
 Moody Rating AAA

General Tax Rate Per \$100. 2.20
 State Equalized Tax Rate 1.95

MARLBORO TOWNSHIP - MONMOUTH CO.
 Form of Government:
 Mayor-Council Plan E (OMCL 50)
 Number of Members on Governing Body - 5

PER CAPITA:
 Gross Debt 1,038.33
 Net Debt 440.33
 Debt Service 68.34
 Total Tax Levy 1,515.69
 Municipal Expenditures 514.36

PER CENT:
 Gross Debt 1.35
 Net Debt .57
 Tax Levy Collected 95.16
 Tax Levy Cancelled, Abated or Adjusted .23

EXPENDITURES		REVENUES-REALIZED		1992 PROPERTY TAX	
GENERAL GOVERNMENT				STATE EQUALIZED TAX RATE	
Governing Body & Public Boards	201,904.00	1992 Property Taxes Collected	40,328,771.77	Local District School Taxes	.87 18,308,358.50
Municipal Clerk		1992 Payments in Lieu of Taxes		Regional & Consolidated School Tax	.37 7,646,597.34
Financial Administration	162,870.00	Delinquent Tax & Lien Collections	1,261,395.86	School Taxes in Municipal Budget	
Assessment of Taxes	184,141.00	Business Personality Replacement Taxes	97,438.00	County Taxes	* .47 9,779,669.91
Collection of Taxes	150,123.00	Taxes from Public Utilities	1,674,014.76	County Library Taxes	.02 370,033.29
Planning, Housing & Development	231,539.32	Other Miscellaneous Tax Revenues		Local Municipal Purpose Taxes	.23 4,723,370.00
Human Resources	121,917.00	State Aid Revenues	1,080,016.40	Veteran & Senior Citizen Taxes	
Elections	8,600.00	Federal Aid Revenues		Total Taxes for Rate Computation	1.96 40,910,179.04
General Administration (other)	894,794.88	State and Local Fiscal Assistance Act Utilized		Special District Taxes	
JUDICIARY		Sale of Acquired Property		Bank Corp. Taxes	
Municipal Courts	285,773.00	Other Miscellaneous Revenues	2,262,011.31	Added and Omitted Taxes	484,674.46
PUBLIC SAFETY		Total	46,703,648.10	Total Taxes Levied - ABSTRACT	42,399,953.50
Fire Protection	53,003.00	Prior Years Surplus Appropriated	4,081,630.00	Total Taxes Billed	42,379,598.71
Police Protection	3,340,922.00	REVENUES TOTAL	50,785,278.10	1992 TAXES COLLECTED	40,328,771.77
Civil Defense & Disaster Control	4,000.00	RESERVE FOR Uncollected Taxes	1,603,739.30	1992 Taxes Cancelled, Abated or Adjusted	96,906.13
Environmental Inspection & Control	205,854.00	CAPITAL OUTLAY TOTAL	164,818.47	Transfer to Tax Title Liens or Foreclosed	307,863.02
Other Public Safety		Public Enterprises	164,818.47	Balance Outstanding Dec. 31, 1992	1,646,057.79
PUBLIC WORKS		Recreation-Culture		PRIOR YEARS TAXES OUTSTANDING	
Streets and Drainage	1,298,951.09	Public Works		Balance January 1, 1992	1,313,053.76
Sewers and Sewage Processing	242,229.53	Buildings and Grounds		Collected in 1992	1,135,634.61
Garbage and Trash Disposal	141,500.00	Library and Education		Cancelled, Abated or Adjusted 1992	12,937.40
Public Buildings and Grounds	490,754.00	Conservation		Transfers to Tax Title Liens or Foreclosed	105,027.21
Other Public Works	86,000.00	All Other		Balance December 31, 1992	59,454.54
HEALTH and WELFARE		CAPITAL DEBT AUTHORIZED, DECEMBER 31, 1992		TAX TITLE LIENS OUTSTANDING	
Health Services Except Environmental	4,600.00	ISSUED AND UNISSUED	GROSS DEBT	Balance January 1, 1992	
Welfare-Public Assistance	5,500.00	School	16,178,556	Transfer From Taxes	414,435.18
Hospital, Clinics, First Aid	1,500.00	Self-Liquidating	550,000	Redeemed in 1992	125,761.25
Animal, Insect, & Rodent Control	16,000.00	Other	12,317,763	Cancelled, Abated or Adjusted (1992)	10,872.72
Other Welfare Services	500.00	Total	29,046,319	Transfers to Foreclosed Property	20,348.36
RECREATION and CONSERVATION				Balance December 31, 1992	975,395.95
Beaches and Boardwalks				PROPERTY ACQUIRED BY DEED OR	
Parks, Playgrounds, Shade Trees				FORECLOSURE	
Land Reclamation & Conservation	11,011.47			Balance January 1, 1992	191,511.64
Other Recreational Services	404,052.00			Transfers From Taxes or Liens	20,348.36
EDUCATION (excluding schools)				Sale for Cash (1992)	11,776.51
Libraries	24,300.00			Cancelled, Abated or Adjusted (1992)	3,223.49
Other Educational Services				Balance December 31, 1992	196,860.00
STATUTORY EXPENDITURES				CURRENT FINANCES DECEMBER 31, 1992	
Pensions & F. I. C. A.	425,000.00			ASSETS	
Employee Fringe Benefits	1,734,338.00			Cash Dec. 31, 1992	9,094,751.70
Other Statutory Expenditures	18,000.00			Taxes Receivable	1,705,512.33
CETA And Other Public Employment Programs				Tax Title Liens	975,395.95
MUNICIPAL FUNCTIONS TOTAL	10,749,726.29			Foreclosed Property	196,860.00
CAPITAL IMPROVEMENTS *ME 40*	140,000.00			Emergencies & Other Deferred Charges	171,248.32
DEBT SERVICE				State and Federal Aid Receivable	52,644.42
Principal Payments	1,422,831.03			Other Receivables	105,929.21
Interest Payments	489,031.31			Total	12,302,341.93
DEFERRED CHARGES	123,445.00			LIABILITIES, RESERVES, AND SURPLUS	
SCHOOL, COUNTY, SPECIAL DISTRICT TAXES	37,191,909.04			Cash Liabilities	4,124,052.75
RESERVE FOR UNCOLLECTED TAXES	1,603,739.30			Reserves for Receivables	2,983,697.49
EXPENDITURES TOTAL	51,580,651.97			Surplus Dec. 31, 1992	5,194,591.69
				Total	12,302,341.93

*Includes County Health Service Taxes, County Vocational School Taxes, or County Open Space Tax. See Table 13.

1329

Population 1980 8,837
 Population 1990 9,270
 S & P Rating
 Moody Rating A

General Tax Rate Per \$100. 2.97
 State Equalized Tax Rate 2.73

MATAWAN BOROUGH - MONMOUTH CO.
 Form of Government:
 Borough Council
 Number of Members on Governing Body - 6

PER CAPITA: Gross Debt 334.17 PER CENT: Gross Debt 1.70
 Net Debt 483.97 Net Debt .99
 Debt Service 42.54 Tax Levy Collected 93.04
 Total Tax Levy 1,331.05 Tax Levy Cancelled, Abated
 Municipal Expenditures 675.74 or Adjusted .67

EXPENDITURES		REVENUES-REALIZED		1992 PROPERTY TAX	
GENERAL GOVERNMENT				STATE EQUALIZED TAX RATE	
Governing Body & Public Boards	135.00	1992 Property Taxes Collected	11,482,608.58	Local District School Taxes	
Municipal Clerk		1992 Payments in Lieu of Taxes	47,368.00	Regional & Consolidated School Tax	1.68
Financial Administration	52,871.00	Delinquent Tax & Lien Collections	508,935.70	School Taxes in Municipal Budget	
Assessment of Taxes	25,196.00	Business Personalty Replacement Taxes	50,302.48	County Taxes	.43 *
Collection of Taxes	36,426.00	Taxes from Public Utilities	1,415,144.00	County Library Taxes	
Planning, Housing & Development	23,075.00	Other Miscellaneous Tax Revenues		Local Municipal Purpose Taxes	.63
Human Resources	64,754.00	State Aid Revenues	479,335.30	Veteran & Senior Citizen Taxes	
Elections	3,718.00	Federal Aid Revenues		Total Taxes for Rate Computation	2.74
General Administration (other)	456,920.00	State and Local Fiscal Assistance Act Utilized		Special District Taxes	
JUDICIARY		Sale of Acquired Property		Bank Corp. Taxes	
Municipal Courts	50,543.01	Other Miscellaneous Revenues	1,008,053.91	Added and Omitted Taxes	38,674.86
PUBLIC SAFETY		Total	16,991,747.97	Total Taxes Levied - ABSTRACT	12,338,848.34
Fire Protection	134,601.00	Prior Years Surplus Appropriated	100,000.00	Total Taxes Billed	12,341,167.46
Police Protection	1,288,289.00	REVENUES TOTAL	15,091,747.97	1992 TAXES COLLECTED	11,482,608.58
Civil Defense & Disaster Control	3,350.00	Reserve For Uncollected Taxes	754,863.08	1992 Taxes Cancelled, Abated or Adjusted	82,678.04
Environmental Inspection & Control	36,195.00	CAPITAL OUTLAY TOTAL	1,515,985.77	Transfer to Tax Title Liens or Foreclosed	171,344.93
Other Public Safety		Public Enterprises	647,181.16	Balance Outstanding Dec. 31, 1992	604,035.91
PUBLIC WORKS		Recreation-Culture	264,535.37	PRIOR YEARS TAXES OUTSTANDING	
Streets and Drainage	489,996.00	Public Works	513,853.58	Balance January 1, 1992	517,613.14
Sewers and Sewage Processing		Buildings and Grounds	90,415.66	Collected in 1992	470,650.09
Garbage and Trash Disposal	535,606.00	Library and Education		Cancelled, Abated or Adjusted 1992	8,152.77
Public Buildings and Grounds	769,025.00	Conservation		Transfers to Tax Title Liens or Foreclosed	9,736.09
Other Public Works		All Other		Balance December 31, 1992	29,074.19
HEALTH and WELFARE		CAPITAL DEBT AUTHORIZED, DECEMBER 31, 1992		TAX TITLE LIENS OUTSTANDING	
Health Services Except Environmental	422,900.00	ISSUED AND UNISSUED		Balance January 1, 1992	349,842.57
Welfare-Public Assistance	2,836.00	School		Transfer From Taxes	184,512.24
Hospital, Clinics, First Aid		Self-Liquidating	3,199,992	Redeemed in 1992	38,285.61
Animal, Insect, & Rodent Control		Other	4,532,750	Cancelled, Abated or Adjusted (1992)	
Other Welfare Services		Total	7,732,742	Transfers to Foreclosed Property	
RECREATION and CONSERVATION		ISSUED AND OUTSTANDING		Balance December 31, 1992	496,069.20
Beaches and Boardwalks		School		PROPERTY ACQUIRED BY DEED OR	
Parks, Playgrounds, Shade Trees	5,359.00	Self-Liquidating	2,786,442.12	FORECLOSURE	
Land Reclamation & Conservation	66,838.86	Other	3,489,500.00	Balance January 1, 1992	33,100.00
Other Recreational Services	65,500.00	Total	6,275,942.12	Transfers From Taxes or Liens	
EDUCATION (excluding schools)		EQUALIZED VALUATION BASIS		Sale for Cash (1992)	
Libraries	148,364.66	FOR NET DEBT COMPUTATION	455,669.622	Cancelled, Abated or Adjusted (1992)	
Other Educational Services	27,932.00	REAL PROPERTY VALUATIONS		Balance December 31, 1992	33,100.00
STATUTORY EXPENDITURES		Code Class # of Parcels % VAL'N ASSESSED VALUATION		CURRENT FINANCES DECEMBER 31, 1992	
Pensions & F. I. C. A.	105,595.46	1 Vacant Land 179 1.44 5,951,600.00		ASSETS	
Employee Fringe Benefits	263,162.00	2 Residential 2209 76.36 316,806,100.00		Cash Dec. 31, 1992	1,050,114.53
Other Statutory Expenditures		3 Farm 50,236,700.00		Taxes Receivable	633,110.10
CETA And Other Public Employment Programs		4a Commercial 12 1.76 7,243,400.00		Tax Title Liens	496,069.20
MUNICIPAL FUNCTIONS TOTAL	5,079,187.99	4c Apartments 16 7.73 31,872,500.00		Foreclosed Property	33,100.00
CAPITAL IMPROVEMENTS *ME 40*	55,000.00	Total 2566 412,165,300.00		Emergencies & Other Deferred Charges	
DEBT SERVICE		Land Area 2.26 Sq. Miles		State and Federal Aid Receivable	
Principal Payments	231,000.00	Net Valuation Taxable-Municipal	413,946,593	Other Receivables	10,216.45
Interest Payments	163,309.33	Net Valuation Taxable-County	454,150,920	Total	2,222,610.33
DEFERRED CHARGES	35,683.73	State Equalized Valuation	449,397,312	LIABILITIES, RESERVES, AND SURPLUS	
SCHOOL, COUNTY, SPECIAL DISTRICT TAXES	9,435,122.03	State Equalization Ratio	92.03	Cash Liabilities	870,559.26
RESERVE FOR UNCOLLECTED TAXES	754,863.08			Reserves for Receivables	1,172,495.75
EXPENDITURES TOTAL	15,749,226.26			Surplus Dec. 31, 1992	179,555.32
				Total	2,222,610.33

*Includes County Health Service Taxes, County Vocational School Taxes, or County Open Space Tax. See Table 13.

0639
 Population 1980 4,577
 Population 1990 6,648
 S & P Rating
 Moody Rating

General Tax Rate Per \$100. 4.04
 State Equalized Tax Rate 2.17

MAURICE RIVER TWP. - CUMBERLAND CO.
 Form of Government:
 Township Committee
 Number of Members on Governing Body - 3

PER CAPITA:
 Gross Debt 41.48
 Net Debt 41.48
 Debt Service
 Total Tax Levy 447.59
 Municipal Expenditures 255.23

PER CENT:
 Gross Debt .23
 Net Debt .23
 Tax Levy Collected 80.96
 Tax Levy Cancelled, Abated or Adjusted .11

EXPENDITURES		REVENUES-REALIZED		1992 PROPERTY TAX	
				STATE EQUALIZED TAX RATE	
GENERAL GOVERNMENT				1.00	1,301,821.00
Governing Body & Public Boards					
Municipal Clerk					
Financial Administration					
Assessment of Taxes	8,000.00	1992 Property Taxes Collected	2,410,359.56	Local District School Taxes	
Collection of Taxes	20,000.00	1992 Payments in Lieu of Taxes		Regional & Consolidated School Tax	
Planning, Housing & Development	9,060.00	Delinquent Tax & Lien Collections	353,759.30	School Taxes in Municipal Budget	
Human Resources		Business Personality Replacement Taxes	59,275.60	County Taxes	.99 * 1,288,656.64
Elections		Taxes from Public Utilities	394,274.00	County Library Taxes	
General Administration (other)	265,175.00	Other Miscellaneous Tax Revenues		Local Municipal Purpose Taxes	.18 230,258.83
JUDICIARY		State Aid Revenues	389,248.23	Veteran & Senior Citizen Taxes	
Municipal Courts	39,974.00	Federal Aid Revenues		Total Taxes for Rate Computation	2.17 2,877,736.47
PUBLIC SAFETY		State and Local Fiscal Assistance Act Utilized		Special District Taxes	138,629.70
Fire Protection	5,496.00	Sale of Acquired Property		Bank Corp. Taxes	
Police Protection	61,101.00	Other Miscellaneous Revenues	186,978.15	Added and Omitted Taxes	16,234.99
Civil Defense & Disaster Control	4,990.00	Total	3,793,894.84	Total Taxes Levied - ABSTRACT	2,975,601.16
Environmental Inspection & Control		Prior Years Surplus Appropriated	350,500.00	Total Taxes Billed	2,977,131.10
Other Public Safety		REVENUES TOTAL	4,144,394.84	1992 TAXES COLLECTED	2,410,359.56
PUBLIC WORKS		Reserve For Uncollected Taxes	495,053.57	1992 Taxes Cancelled, Abated or Adjusted	3,189.89
Streets and Drainage	253,661.00	CAPITAL OUTLAY TOTAL	20,675.45	Transfer to Tax Title Liens or Foreclosed	218,450.97
Sewers and Sewage Processing		Public Enterprises		Balance Outstanding Dec. 31, 1992	345,130.68
Garbage and Trash Disposal	158,404.00	Recreation-Culture		PRIOR YEARS TAXES OUTSTANDING	
Public Buildings and Grounds	19,250.00	Public Works		Balance January 1, 1992	437,328.88
Other Public Works	13,000.00	Buildings and Grounds	20,675.45	Collected in 1992	268,802.74
HEALTH and WELFARE		Library and Education		Cancelled, Abated or Adjusted 1992	12,513.36
Health Services Except Environmental	125.00	Conservation		Transfers to Tax Title Liens or Foreclosed	19,063.24
Welfare-Public Assistance	6,050.00	All Other		Balance December 31, 1992	136,949.54
Hospital, Clinics, First Aid		CAPITAL DEBT AUTHORIZED, DECEMBER 31, 1992		TAX TITLE LIENS OUTSTANDING	
Animal, Insect, & Rodent Control	53,600.00	ISSUED AND UNISSUED		Balance January 1, 1992	1,348,756.88
Other Welfare Services		SCHOOL		Transfer From Taxes	244,896.20
RECREATION and CONSERVATION		Self-Liquidating		Redeemed in 1992	84,956.56
Beaches and Boardwalks		Other	275,784	Cancelled, Abated or Adjusted (1992)	28,492.43
Parks, Playgrounds, Shade Trees		Total	275,784	Transfers to Foreclosed Property	
Land Reclamation & Conservation	18,010.87	ISSUED AND OUTSTANDING		Balance December 31, 1992	1,480,204.09
Other Recreational Services	21,320.00	SCHOOL		PROPERTY ACQUIRED BY DEED OR	
EDUCATION (excluding schools)		Self-Liquidating		FORECLOSURE	
Libraries	1,500.00	Other	214,284.00	Balance January 1, 1992	235,874.50
Other Educational Services		Total	214,284.00	Transfers From Taxes or Liens	
STATUTORY EXPENDITURES		EQUALIZED VALUATION BASIS		Sale for Cash (1992)	
Pensions & F. L. C. A.	48,499.83	FOR NET DEBT COMPUTATION	119,867,359	Cancelled, Abated or Adjusted (1992)	
Employee Fringe Benefits	152,350.00	REAL PROPERTY VALUATIONS		Balance December 31, 1992	235,874.50
Other Statutory Expenditures	2,500.00	Code Class # of Parcels % VAL'N		CURRENT FINANCES DECEMBER 31, 1992	
CETA And Other Public Employment Programs		1 Vacant Land 3288 22.41		ASSETS	
MUNICIPAL FUNCTIONS TOTAL	1,167,066.70	2 Residential 1350 59.35		Cash Dec. 31, 1992	519,469.18
CAPITAL IMPROVEMENTS *MEMO*		3 Farm 139 6.29		Taxes Receivable	482,080.22
DEBT SERVICE		4a Commercial 54 3.20		Tax Title Liens	1,480,204.09
Principal Payments		4b Industrial 25 8.75		Foreclosed Property	235,874.50
Interest Payments		4c Apartments		Emergencies & Other Deferred Charges	8,122.75
DEFERRED CHARGES	35,000.00	Total	4855	State and Federal Aid Receivable	
SCHOOL, COUNTY, SPECIAL DISTRICT TAXES	2,729,107.34	Land Area 94.70 Sq. Miles		Other Receivables	142,675.46
RESERVE FOR UNCOLLECTED TAXES	495,053.57	Net Valuation Taxable-Municipal	69,836,405	Total	2,868,426.20
EXPENDITURES TOTAL	4,426,227.61	Net Valuation Taxable-County	130,702,001	LIABILITIES, RESERVES, AND SURPLUS	
		State Equalized Valuation	129,274,780	Cash Liabilities	409,794.38
		State Equalization Ratio	53.66	Reserves for Receivables	2,340,834.27
				Surplus Dec. 31, 1992	117,707.55
				Total	2,868,426.20

*Includes County Health Service Taxes, County Vocational School Taxes, or County Open Space Tax. See Table 13.

0234
 Population 1980 9,895
 Population 1990 9,473
 S & P Rating
 Moody Rating A1

General Tax Rate Per \$100. 1.96
 State Equalized Tax Rate 2.06

MAYWOOD BOROUGH - BERGEN COUNTY
 Form of Government:
 Borough Council
 Number of Members on Governing Body - 6

PER CAPITA:
 Grass Debt 380.98
 Net Debt 310.62
 Debt Service 30.25
 Total Tax Levy 1,403.01
 Municipal Expenditures 829.01

PER CENT:
 Grass Debt .52
 Net Debt .43
 Tax Levy Collected 98.45
 Tax Levy Cancelled, Abated or Adjusted .06

EXPENDITURES		REVENUES-REALIZED		1992 PROPERTY TAX	
GENERAL GOVERNMENT				STATE EQUALIZED TAX RATE	
Governing Body & Public Boards		1992 Property Taxes Collected	13,152,004.39	Local District School Taxes	1.06 6,737,407.50
Municipal Clerk		1992 Payments in Lieu of Taxes	69,346.00	Regional & Consolidated School Tax	
Financial Administration	25,400.00	Delinquent Tax & Lien Collections	115,920.54	School Taxes in Municipal Budget	
Assessment of Taxes	33,450.00	Business Personalty Replacement Taxes	158,801.04	County Taxes	.28 1,810,571.62
Collection of Taxes	135,775.00	Taxes from Public Utilities	726,645.00	County Library Taxes	
Planning, Housing & Development	11,061.00	Other Miscellaneous Tax Revenues		Local Municipal Purpose Taxes	.73 4,735,155.24
Human Resources	108,137.00	State Aid Revenues	945,195.14	Veteran & Senior Citizen Taxes	90,350.00
Elections		Federal Aid Revenues		Total Taxes for Rate Computation	2.05 13,373,484.36
General Administration (other)	416,815.00	State and Local Fiscal Assistance Act Utilized		Special District Taxes	
JUDICIARY	100,540.00	Sale of Acquired Property		Bank Corp. Taxes	
Municipal Courts		Other Miscellaneous Revenues	904,170.90	Added and Omitted Taxes	7,541.97
PUBLIC SAFETY		Total	16,072,084.01	Total Taxes Levied - ABSTRACT	13,290,676.33
Fire Protection	149,404.90	Prior Years Surplus Appropriated	375,000.00	Total Taxes Billed	13,358,600.90
Police Protection	1,624,637.00	REVENUES TOTAL	16,447,084.01	1992 TAXES COLLECTED	13,152,004.39
Civil Defense & Disaster Control	2,360.00	Reserve For Uncollected Taxes	197,000.00	1992 Taxes Cancelled, Aboted or Adjusted	7,541.97
Environmental Inspection & Control	98,057.00	CAPITAL OUTLAY TOTAL	505,384.57	Transfer to Tax Title Liens or Foreclosed	
Other Public Safety		Public Enterprises	7,660.00	Balance Outstanding Dec. 31, 1992	199,054.54
PUBLIC WORKS		Recreation-Culture		PRIOR YEARS TAXES OUTSTANDING	
Streets and Drainage	459,550.00	Public Works	88,725.30	Balance January 1, 1992	121,273.90
Sewers and Sewage Processing	1,689,137.88	Buildings and Grounds	402,449.27	Collected in 1992	115,920.54
Garbage and Trash Disposal	823,500.00	Library and Education	6,550.00	Cancelled, Abated or Adjusted 1992	
Public Buildings and Grounds	94,350.00	Conservation		Transfers to Tax Title Liens or Foreclosed	
Other Public Works	30,000.00	All Other		Balance December 31, 1992	5,353.36
HEALTH and WELFARE		CAPITAL DEBT AUTHORIZED, DECEMBER 31, 1992		TAX TITLE LIENS OUTSTANDING	
Health Services Except Environmental	58,260.00	ISSUED AND UNISSUED		Balance January 1, 1992	6,286.48
Welfare-Public Assistance	6,000.00	School	615,000	Transfer From Taxes	
Hospital, Clinics, First Aid		Self-Liquidating	28,000	Redeemed in 1992	
Animal, Insect, & Rodent Control		Other	2,966,015	Cancelled, Abated or Adjusted (1992)	
Other Welfare Services		Total	3,609,015	Transfers to Foreclosed Property	
RECREATION and CONSERVATION		ISSUED AND OUTSTANDING		Balance December 31, 1992	6,286.48
Beaches and Boardwalks		School	615,000.00	PROPERTY ACQUIRED BY DEED OR FORECLOSURE	
Parks, Playgrounds, Shade Trees	81,610.00	Self-Liquidating	28,000.00	Balance January 1, 1992	294,419.00
Land Reclamation & Conservation	58,210.12	Other	2,176,665.00	Transfers From Taxes or Liens	
Other Recreational Services	65,310.00	Total	2,819,665.00	Sale for Cash (1992)	
EDUCATION (excluding schools)		EQUALIZED VALUATION BASIS FOR NET DEBT COMPUTATION	690,124,233	Cancelled, Abated or Adjusted (1992)	
Libraries	338,000.00	REAL PROPERTY VALUATIONS		Balance December 31, 1992	294,419.00
Other Educational Services	150.00	Code Class # of Parcels % VAL'N ASSESSED VALUATION		CURRENT FINANCES DECEMBER 31, 1992	
STATUTORY EXPENDITURES		1 Vacant Land 48 .44 2,987,300.00		ASSETS	
Pensions & F. L. C. A.	314,682.00	2 Residential 2751 80.36 546,391,300.00		Cash Dec. 31, 1992	2,936,365.46
Employee Fringe Benefits	642,885.00	3 Farm 4a Commercial 104 7.33 49,339,806.00		Taxes Receivable	204,407.90
Other Statutory Expenditures		4b Industrial 23 8.62 58,586,000.00		Tax Title Liens	6,286.48
CETA And Other Public Employment Programs		4c Apartments 10 3.25 22,091,700.00		Foreclosed Property	294,419.00
MUNICIPAL FUNCTIONS TOTAL	7,367,231.90	Total 2936 679,396,106.00		Emergencies & Other Deferred Charges	
CAPITAL IMPROVEMENTS *MEMO*	40,000.00	Land Area 1.30 Sq. Miles		State and Federal Aid Receivable	24,437.52
DEBT SERVICE		Net Valuation Taxable-Municipal	681,176,476	Other Receivables	34,304.52
Principal Payments	190,000.00	Net Valuation Taxable-County	698,586,928	Total	3,500,220.88
Interest Payments	96,576.17	State Equalized Valuation	647,078,343	LIABILITIES, RESERVES, AND SURPLUS	
DEFERRED CHARGES	2,351.50	State Equalization Ratio	105.28	Cash Liabilities	2,617,111.97
SCHOOL COUNTY, SPECIAL DISTRICT TAXES	8,547,979.12			Reserves for Receivables	539,417.90
RESERVE FOR UNCOLLECTED TAXES	197,000.00			Surplus Dec. 31, 1992	343,691.01
EXPENDITURES TOTAL	16,401,188.69			Total	3,500,220.83

0320

Population 1980 17,622
 Population 1990 20,526
 S & P Rating AAA
 Moody Rating AAA

General Tax Rate Per \$100 2.07
 State Equalized Tax Rate 2.03

MEDFORD TOWNSHIP - BURLINGTON CO.

Form of Government:

Council-Manager Plan E (OMCL 50)

Number of Members on Governing Body - 5

PER CAPITA:

Gross Debt 1,597,200
 Net Debt 899,720
 Debt Service 57,010
 Total Tax Levy 1,399,240
 Municipal Expenditures 483,350

PER CENT:

Gross Debt 2.37
 Net Debt 1.33
 Tax Levy Collected 95.07
 Tax Levy Cancelled, Abated or Adjusted .27

EXPENDITURES		REVENUES-REALIZED		1992 PROPERTY TAX	
GENERAL GOVERNMENT		1992 Property Taxes Collected 27,310,597.00		STATE EQUALIZED TAX RATE	
Governing Body & Public Boards	16,430.00	1992 Payments in Lieu of Taxes		Local District School Taxes	.84
Municipal Clerk	121,475.00	Delinquent Tax & Lien Collections	958,671.00	Regional & Consolidated School Tax	.34
Financial Administration	200,676.00	Business Personality Replacement Taxes	87,656.00	School Taxes in Municipal Budget	
Assessment of Taxes	95,000.00	Taxes from Public Utilities	1,355,571.00	County Taxes	.56 *
Collection of Taxes	5,000.00	Other Miscellaneous Tax Revenues		County Library Taxes	.03
Planning, Housing & Development	308,796.00	State Aid Revenues	769,756.00	Local Municipal Purpose Taxes	.26
Human Resources	122,805.00	Federal Aid Revenues		Veteran & Senior Citizen Taxes	
Elections		State and Local Fiscal Assistance Act Utilized		Total Taxes for Rate Computation	2.03
General Administration (other)	557,737.00	Sale of Acquired Property		Special District Taxes	
JUDICIARY		Other Miscellaneous Revenues	1,551,260.00	Bank Corp. Taxes	
Municipal Courts	133,106.00	Prior Years Surplus Appropriated	2,621,051.00	Added and Omitted Taxes	395,468.00
PUBLIC SAFETY		REVENUES TOTAL	34,654,562.00	Total Taxes Levied - ABSTRACT	28,720,735.09
Fire Protection	128,673.00	Reserve For Uncollected Taxes	1,430,886.00	Total Taxes Billed	28,726,038.00
Police Protection	2,163,243.00	CAPITAL OUTLAY TOTAL	2,547,610.00	1992 TAXES COLLECTED	27,310,597.00
Civil Defense & Disaster Control	3,700.00	Public Enterprises	670,811.00	1992 Taxes Cancelled, Abated or Adjusted	77,550.00
Environmental Inspection & Control	183,022.00	Recreation-Culture	33,097.00	Transfer to Tax Title Liens or Foreclosed	27,588.00
Other Public Safety		Public Works	736,663.00	Balance Outstanding Dec. 31, 1992	1,310,303.00
PUBLIC WORKS		Buildings and Grounds	1,057,039.00	PRIOR YEARS TAXES OUTSTANDING	
Streets and Drainage	740,331.00	Library and Education		Balance January 1, 1992	1,005,117.00
Sewers and Sewage Processing		Conservation		Collected in 1992	947,650.00
Garbage and Trash Disposal	913,340.00	All Other		Cancelled, Abated or Adjusted 1992	42,216.00
Public Buildings and Grounds	207,911.00	CAPITAL DEBT AUTHORIZED, DECEMBER 31, 1992		Transfers to Tax Title Liens or Foreclosed	1,812.00
Other Public Works		ISSUED AND UNISSUED		Balance December 31, 1992	13,439.00
HEALTH and WELFARE		SCHOOL	8,256,172	TAX TITLE LIENS OUTSTANDING	
Health Services Except Environmental	230.00	Self-Liquidating	11,977,850	Balance January 1, 1992	80,612.00
Welfare-Public Assistance		Other	12,591,143	Transfer From Taxes	29,995.00
Hospital, Clinics, First Aid		Total	32,825,165	Redeemed in 1992	11,021.00
Animal, Insect, & Rodent Control	3,500.00	ISSUED AND OUTSTANDING		Cancelled, Abated or Adjusted (1992)	16,397.00
Other Welfare Services	6,013.00	SCHOOL	8,256,172.57	Transfers to Foreclosed Property	
RECREATION and CONSERVATION		Self-Liquidating	11,977,850.00	Balance December 31, 1992	83,189.00
Beaches and Boardwalks		Other	12,591,143.00	PROPERTY ACQUIRED BY DEED OR FORECLOSURE	
Parks, Playgrounds, Shade Trees	145,659.00	Total	32,825,165.57	Balance January 1, 1992	88,100.00
Land Reclamation & Conservation	21,412.90	EQUALIZED VALUATION BASIS		Transfers From Taxes or Liens	
Other Recreational Services	203,432.00	FOR NET DEBT COMPUTATION	1,385,396,268	Sale for Cash (1992)	
EDUCATION (excluding schools)		REAL PROPERTY VALUATIONS		Cancelled, Abated or Adjusted (1992)	
Libraries		Code Class # of Parcels % VAL'N ASSESSED VALUATION		Balance December 31, 1992	83,100.00
Other Educational Services	1,500.00	1 Vacant Land 1238 4.15 56,306,800.00		CURRENT FINANCES DECEMBER 31, 1992	
STATUTORY EXPENDITURES		2 Residential 6228 81.78 1,110,255,100.00		ASSETS	
Pensions & F. L. C. A.	595,703.00	3 Farm 319 1.64 22,341,500.00		Cash Dec. 31, 1992	9,950,151.00
Employee Fringe Benefits	541,155.00	4a Commercial 304 9.78 132,745,050.00		Taxes Receivable	1,323,742.00
Other Statutory Expenditures		4b Industrial 9 .72 9,731,600.00		Tax Title Liens	83,189.00
CETA And Other Public Employment Programs		4c Apartments 6 1.93 26,171,100.00		Foreclosed Property	88,100.00
MUNICIPAL FUNCTIONS TOTAL	7,422,947.90	Total 8134 1,357,551,150.00		Emergencies & Other Deferred Charges	128.00
CAPITAL IMPROVEMENTS *MEMO*	76,937.00	Land Area 40.29 Sq. Miles		State and Federal Aid Receivable	11,668.00
DEBT SERVICE		Net Valuation Taxable-Municipal	1,355,936,986	Other Receivables	58,359.00
Principal Payments	642,590.00	Net Valuation Taxable-County	1,420,124,690	Total	11,515,337.00
Interest Payments	527,531.00	State Equalized Valuation	1,391,293,277	LIABILITIES, RESERVES, AND SURPLUS	
DEFERRED CHARGES		State Equalization Ratio	98.17	Cash Liabilities	3,404,770.00
SCHOOL, COUNTY, SPECIAL DISTRICT TAXES	24,774,850.08			Reserves for Receivables	1,553,390.00
RESERVE FOR UNCOLLECTED TAXES	1,430,886.00			Surplus Dec. 31, 1992	6,557,177.00
EXPENDITURES TOTAL	36,793,804.98			Total	11,515,337.00

0321
 Population 1980 4,958
 Population 1990 4,462
 S & P Rating
 Moody Rating A1

General Tax Rate Per \$100. 4.38
 State Equalized Tax Rate 2.50

MEDFORD LAKES BORO. - BURLINGTON CO.
 Form of Government:
Council-Manager (1923)
 Number of Members on Governing Body - 3

PER CAPITA:
 Gross Debt 2,496.24
 Net Debt 385.30
 Debt Service 72.11
 Total Tax Levy 1,292.23
 Municipal Expenditures 495.13
 PER CENT:
 Gross Debt 4.80
 Net Debt .74
 Tax Levy Collected 99.10
 Tax Levy Cancelled, Aboted or Adjusted .06

EXPENDITURES		REVENUES-REALIZED		1992 PROPERTY TAX	
				STATE EQUALIZED TAX RATE	
GENERAL GOVERNMENT					
Governing Body & Public Boards				Local District School Taxes	1.03 2,375,004.00
Municipal Clerk				Regional & Consolidated School Tax	.34 773,163.95
Financial Administration	14,000.00	1992 Property Taxes Collected	5,714,698.26	School Taxes in Municipal Budget	
Assessment of Taxes	10,274.97	1992 Payments in Lieu of Taxes		County Taxes	.56 1,283,538.95
Collection of Taxes	9,737.50	Delinquent Tax & Lien Collections	45,135.87	County Library Taxes	.03 78,365.94
Planning, Housing & Development	11,098.25	Business Personalty Replacement Taxes	6,492.84	Local Municipal Purpose Taxes	.54 1,241,561.41
Human Resources	23,735.08	Taxes from Public Utilities	185,532.61	Veteran & Senior Citizen Taxes	
Elections		Other Miscellaneous Tax Revenues		Total Taxes for Rote Computation	2.50 5,792,814.26
General Administration (other)	361,026.05	State Aid Revenues	238,098.92	Special District Taxes	
JUDICIARY		Federal Aid Revenues		Bank Corp. Taxes	
Municipal Courts	45,727.54	State and Local Fiscal Assistance Act Utilized		Added and Omitted Taxes	9,314.58
PUBLIC SAFETY		Sale of Acquired Property		Total Taxes Levied - ABSTRACT	5,765,928.84
Fire Protection	27,100.00	Other Miscellaneous Revenues	202,520.41	Total Taxes Billed	5,766,551.49
Police Protection	444,620.28	Total	6,392,478.81	1992 TAXES COLLECTED	5,714,698.26
Civil Defense & Disaster Control	1,895.88	Prior Years Surplus Appropriated	400,000.00	1992 Taxes Cancelled, Abated or Adjusted	3,449.42
Environmental Inspection & Control	24,700.00	REVENUES TOTAL	6,792,478.81	Transfer to Tax Title Liens or Foreclosed	
Other Public Safety		Reserve For Uncollected Taxes	148,163.64	Balance Outstanding Dec. 31, 1992	43,403.81
PUBLIC WORKS		CAPITAL OUTLAY TOTAL	103,857.92	PRIOR YEARS TAXES OUTSTANDING	
Streets and Drainage	267,998.34	Public Enterprises	48,767.35	Balance January 1, 1992	49,799.62
Sewers and Sewage Processing		Recreation-Culture	26,828.16	Collected in 1992	45,135.87
Garbage and Trash Disposal	213,317.00	Public Works	21,637.63	Cancelled, Abated or Adjusted 1992	
Public Buildings and Grounds	15,662.00	Buildings and Grounds	6,624.78	Transfers to Tax Title Liens or Foreclosed	
Other Public Works	28,500.00	Library and Education		Balance December 31, 1992	4,663.75
HEALTH and WELFARE		Conservation		TAX TITLE LIENS OUTSTANDING	
Health Services Except Environmental		All Other		Balance January 1, 1992	
Welfare-Public Assistance	865.00	CAPITAL DEBT AUTHORIZED, DECEMBER 31, 1992		Transfer From Taxes	
Hospital, Clinics, First Aid		ISSUED AND UNISSUED		Redeemed in 1992	
Animal, Insect, & Rodent Control		School	5,381,504	Cancelled, Abated or Adjusted (1992)	
Other Welfare Services		Self-Liquidating	4,037,500	Transfers to Foreclosed Property	
RECREATION and CONSERVATION		Other	1,719,200	Balance December 31, 1992	
Beaches and Boardwalks		Total	11,138,204	PROPERTY ACQUIRED BY DEED OR FORECLOSURE	
Parks, Playgrounds, Shade Trees		ISSUED AND OUTSTANDING		Balance January 1, 1992	
Land Reclamation & Conservation		School	5,381,504.71	Transfers From Taxes or Liens	
Other Recreational Services		Self-Liquidating	4,037,500.00	Sale for Cash (1992)	
EDUCATION (excluding schools)		Other	1,325,500.00	Cancelled, Abated or Adjusted (1992)	
Libraries		Total	10,744,504.71	Balance December 31, 1992	
Other Educational Services	2,212.00	EQUALIZED VALUATION BASIS		CURRENT FINANCES DECEMBER 31, 1992	
STATUTORY EXPENDITURES		FOR NET DEBT COMPUTATION	232,190,551	ASSETS	
Pensions & F. L. C. A.	101,054.50	REAL PROPERTY VALUATIONS		Cash Dec. 31, 1992	2,011,123.92
Employee Fringe Benefits	125,970.81	Code Class # of Parcels % VAL'N		Taxes Receivable	53,067.56
Other Statutory Expenditures	1,000.00	1 Vacant Land 47 .37	481,500.00	Tax Title Liens	
CETA And Other Public Employment Programs		2 Residential 1529 97.31	128,169,850.00	Foreclosed Property	
MUNICIPAL FUNCTIONS TOTAL	1,730,545.20	3 Farm		Emergencies & Other Deferred Charges	28,800.00
CAPITAL IMPROVEMENTS *MEMO*	60,000.00	4a Commercial 16 1.32	2,388,600.00	State and Federal Aid Receivable	
DEBT SERVICE		4b Industrial		Other Receivables	43,769.13
Principal Payments	212,050.00	4c Apartments		Total	2,136,760.64
Interest Payments	109,731.26	Total 1592	131,039,950.00	LIABILITIES, RESERVES, AND SURPLUS	
DEFERRED CHARGES	8,817.11	Land Area 1.25 Sq. Miles		Cash Liabilities	692,372.72
SCHOOL, COUNTY, SPECIAL DISTRICT TAXES	4,515,072.85	Net Valuation Taxable-Municipal	131,353,780	Reserves for Receivables	96,336.74
RESERVE FOR UNCOLLECTED TAXES	143,163.64	Net Valuation Taxable-County	234,070,931	Surplus Dec. 31, 1992	1,347,551.20
EXPENDITURES TOTAL	6,724,350.06	State Equalized Valuation	229,444,710	Total	2,136,760.66
		State Equalization Ratio	57.19		

1418

Population 1980 4,899
 Population 1990 4,890
 S & P Rating
 Moody Rating

General Tax Rate Per \$100. 1.79
 State Equalized Tax Rate 1.81

MENDHAM BOROUGH - MORRIS COUNTY
 Form of Government:
Borough Council
 Number of Members on Governing Body - 6

PER CAPITA:
 Gross Debt 2,093.13
 Net Debt 466.45
 Debt Service 51.32
 Total Tax Levy 2,157.05
 Municipal Expenditures 687.76

PER CENT:
 Gross Debt 1.74
 Net Debt .39
 Tax Levy Collected 96.96
 Tax Levy Cancelled, Abated or Adjusted .75

EXPENDITURES		REVENUES-REALIZED		1992 PROPERTY TAX		
GENERAL GOVERNMENT				STATE EQUALIZED TAX RATE		
Governing Body & Public Boards		1992 Property Taxes Collected	10,263,686.85	Local District School Taxes	.56 3,745,858.71	
Municipal Clerk		1992 Payments in Lieu of Taxes		Regional & Consolidated School Tax	.54 3,150,159.81	
Financial Administration	60,700.00	Delinquent Tax & Lien Collections	303,813.36	School Taxes in Municipal Budget		
Assessment of Taxes	25,643.00	Business Personality Replacement Taxes	47,001.72	County Taxes	.29 1,723,139.12	
Collection of Taxes	34,173.00	Taxes from Public Utilities	376,333.00	County Library Taxes		
Planning, Housing & Development	29,920.00	Other Miscellaneous Tax Revenues		Local Municipal Purpose Taxes	.33 1,915,972.00	
Human Resources	47,630.00	State Aid Revenues	168,413.00	Veteran & Senior Citizen Taxes	21,500.00	
Elections		Federal Aid Revenues		Total Taxes for Rate Computation	1.80 10,556,629.64	
General Administration (other)	381,949.00	State and Local Fiscal Assistance Act Utilized		Special District Taxes		
JUDICIARY		Sole of Acquired Property		Bank Corp. Taxes		
Municipal Courts	40,700.00	Other Miscellaneous Revenues	527,342.46	Added and Omitted Taxes	12,862.57	
PUBLIC SAFETY		Total	11,686,590.39	Total Taxes Levied - ABSTRACT	10,547,992.21	
Fire Protection	59,463.00	Prior Years Surplus Appropriated	250,000.00	Total Taxes Billed	10,585,946.84	
Police Protection	638,455.00	REVENUES TOTAL	11,936,590.39	1992 TAXES COLLECTED	10,263,686.85	
Civil Defense & Disaster Control	500.00	Reserve For Uncollected Taxes	478,998.00	1992 Taxes Cancelled, Abated or Adjusted	90,479.23	
Environmental Inspection & Control	69,176.00	CAPITAL OUTLAY TOTAL		Transfer to Tax Title Liens or Foreclosed	744.64	
Other Public Safety			1,289,193.34	Balance Outstanding Dec. 31, 1992	241,036.12	
PUBLIC WORKS		PUBLIC ENTERPRISES		PRIOR YEARS TAXES OUTSTANDING		
Streets and Drainage	374,837.00	Recreation-Culture	322,136.01	Balance January 1, 1992	261,827.03	
Sewers and Sewage Processing		Public Works		Collected in 1992	260,856.35	
Garbage and Trash Disposal		Buildings and Grounds	467,057.33	Cancelled, Abated or Adjusted 1992	196.84	
Public Buildings and Grounds	112,262.00	Library and Education		Transfers to Tax Title Liens or Foreclosed	723.84	
Other Public Works		Conservation		Balance December 31, 1992	50.00	
HEALTH and WELFARE		All Other		TAX TITLE LIENS OUTSTANDING		
Health Services Except Environmental	140,197.00	CAPITAL DEBT AUTHORIZED, DECEMBER 31, 1992		Balance January 1, 1992	42,957.01	
Welfare-Public Assistance	3,855.00	ISSUED AND UNISSUED		Transfer From Taxes	1,591.63	
Hospital, Clinics, First Aid		SCHOOL	2,141,835	Redeemed in 1992	42,957.01	
Animal, Insect, & Rodent Control	1,680.00	Self-Liquidating	6,515,250	Cancelled, Abated or Adjusted (1992)		
Other Welfare Services		Other	1,578,345	Transfers to Foreclosed Property		
RECREATION and CONSERVATION		Total	10,235,430	Balance December 31, 1992	1,591.63	
Beaches and Boardwalks		ISSUED AND OUTSTANDING		PROPERTY ACQUIRED BY DEED OR FORECLOSURE		
Parks, Playgrounds, Shade Trees	65,499.00	SCHOOL	2,141,335.00	Balance January 1, 1992	2,900.00	
Land Reclamation & Conservation		Self-Liquidating	3,933,700.00	Transfers From Taxes or Liens		
Other Recreational Services	33,226.00	Other	1,270,450.00	Sole for Cash (1992)		
EDUCATION (excluding schools)		Total	7,345,985.00	Cancelled, Abated or Adjusted (1992)		
Libraries	42,000.00	EQUALIZED VALUATION BASIS		Balance December 31, 1992	2,900.00	
Other Educational Services		FOR NET DEBT COMPUTATION		CURRENT FINANCES DECEMBER 31, 1992		
STATUTORY EXPENDITURES				ASSETS		
Pensions & F. L. C. A.	217,898.00	REAL PROPERTY VALUATIONS		Cash Dec. 31, 1992	3,394,838.85	
Employee Fringe Benefits	203,300.00	Code	Class	# of Parcels	% VAL'N	ASSESSED VALUATION
Other Statutory Expenditures	200.00	1	Vacant Land	54	2.44	14,315,700.00
CETA And Other Public Employment Programs		2	Residential	1561	82.37	483,929,700.00
MUNICIPAL FUNCTIONS TOTAL		3	Farm	87	4.60	26,982,207.00
CAPITAL IMPROVEMENTS *MEMO*		4a	Commercial	81	10.31	60,553,300.00
DEBT SERVICE		4b	Industrial			
Principal Payments	200,200.00	4c	Apartments	4	.29	1,716,900.00
Interest Payments	50,764.53	Total		1787		587,497,807.00
DEFERRED CHARGES		Land Area 6.00 Sq. Miles				
SCHOOL, COUNTY, SPECIAL DISTRICT TAXES	41,900.00	Net Valuation Taxable-Municipal		590,675,093		
RESERVE FOR UNCOLLECTED TAXES	8,619,157.64	Net Valuation Taxable-County		538,691,708		
EXPENDITURES TOTAL	11,982,238.17	State Equalized Valuation		584,570,470		
		State Equalization Ratio		101.05		
				CASH LIABILITIES, RESERVES, AND SURPLUS		
				CASH LIABILITIES		2,716,633.93
				RESERVES FOR RECEIVABLES		250,457.96
				SURPLUS DEC. 31, 1992		706,470.02
				TOTAL		3,673,561.81

1419

Population 1980 4,438
 Population 1990 4,537
 S & P Rating
 Moody Rating AA1

General Tax Rate Per \$100. 1.56
 State Equalized Tax Rate 1.57

MENDHAM TOWNSHIP - MORRIS COUNTY

Form of Government:

Township Committee

Number of Members on Governing Body - 5

PER CAPITA: Gross Debt 1,701.21 PER CENT: Gross Debt .97
 Net Debt 1,041.44 Net Debt .59
 Debt Service 163.57 Tax Levy Collected 95.51
 Total Tax Levy 2,794.27 Tax Levy Cancelled, Abated
 Municipal Expenditures 1,025.37 or Adjusted .65

EXPENDITURES		REVENUES-REALIZED		1992 PROPERTY TAX	
GENERAL GOVERNMENT		REVENUES-REALIZED		STATE EQUALIZED TAX RATE	
Governing Body & Public Boards		1992 Property Taxes Collected	12,174,879.03	Local District School Taxes	.48 3,846,542.00
Municipal Clerk		1992 Payments in Lieu of Taxes		Regional & Consolidated School Tax	.45 3,617,358.55
Financial Administration	16,500.00	Delinquent Tax & Lien Collections	487,754.25	School Taxes in Municipal Budget	
Assessment of Taxes	21,500.00	Business Personalty Replacement Taxes	14,448.16	County Taxes	.28 2,265,122.51
Collection of Taxes	83,150.00	Taxes from Public Utilities	408,837.00	County Library Taxes	
Planning, Housing & Development	39,880.00	Other Miscellaneous Tax Revenues		Local Municipal Purpose Taxes	.36 2,887,377.85
Human Resources	46,541.00	State Aid Revenues	155,856.00	Veteran & Senior Citizen Taxes	
Elections		Federal Aid Revenues		Total Taxes for Rate Computation	1.57 12,631,550.91
General Administration (other)	462,936.00	State and Local Fiscal Assistance Act Utilized		Special District Taxes	
JUDICIARY		Sale of Acquired Property		Bank Corp. Taxes	
Municipal Courts	63,092.00	Other Miscellaneous Revenues	417,001.27	Added and Omitted Taxes	61,194.00
PUBLIC SAFETY		Total	13,658,774.76	Total Taxes Levied - ABSTRACT	12,677,594.91
Fire Protection	79,370.00	Prior Years Surplus Appropriated	600,000.00	Total Taxes Billed	12,747,847.52
Police Protection	821,269.00	REVENUES TOTAL	14,258,774.76	1992 TAXES COLLECTED	12,174,878.08
Civil Defense & Disaster Control	500.00	Reserve For Uncollected Taxes	687,788.85	1992 Taxes Cancelled, Abated or Adjusted	82,855.43
Environmental Inspection & Control	72,150.44	CAPITAL OUTLAY	TOTAL	Transfer to Tax Title Liens or Foreclosed	6,196.32
Other Public Safety			310,688.25	Balance Outstanding Dec. 31, 1992	483,917.69
PUBLIC WORKS		Public Enterprises		PRIOR YEARS TAXES OUTSTANDING	
Streets and Drainage	533,683.00	Recreation-Culture	129.43	Balance January 1, 1992	522,641.90
Sewers and Sewage Processing		Public Works	126,433.92	Collected in 1992	477,095.30
Garbage and Trash Disposal	178,500.00	Buildings and Grounds	184,124.90	Cancelled, Abated or Adjusted 1992	45,476.85
Public Buildings and Grounds	102,442.00	Library and Education		Transfers to Tax Title Liens or Foreclosed	69.75
Other Public Works		Conservation		Balance December 31, 1992	
HEALTH and WELFARE		All Other		TAX TITLE LIENS OUTSTANDING	
Health Services Except Environmental	62,320.00	CAPITAL DEBT AUTHORIZED, DECEMBER 31, 1992		Balance January 1, 1992	48,274.71
Welfare-Public Assistance	2,250.00	ISSUED AND UNISSUED		Transfer From Taxes	6,284.57
Hospital, Clinics, First Aid		School	2,901,408	Redeemed in 1992	10,658.95
Animal, Insect, & Rodent Control		Self-Liquidating		Cancelled, Abated or Adjusted (1992)	
Other Welfare Services		Other	4,316,995	Transfers to Foreclosed Property	
RECREATION and CONSERVATION		Total	7,718,403	Balance December 31, 1992	43,900.33
Beaches and Boardwalks		ISSUED AND OUTSTANDING		PROPERTY ACQUIRED BY DEED OR FORECLOSURE	
Parks, Playgrounds, Shade Trees		School	2,901,408.66	Balance January 1, 1992	
Land Reclamation & Conservation	2,450.00	Self-Liquidating		Transfers From Taxes or Liens	
Other Recreational Services	21,525.00	Other	4,343,000.00	Sale for Cash (1992)	
EDUCATION (excluding schools)		Total	7,244,408.66	Cancelled, Abated or Adjusted (1992)	
Libraries	90,000.00	EQUALIZED VALUATION BASIS		Balance December 31, 1992	
Other Educational Services	500.00	FOR NET DEBT COMPUTATION		CURRENT FINANCES DECEMBER 31, 1992	
STATUTORY EXPENDITURES		REAL PROPERTY VALUATIONS		ASSETS	
Pensions & F. L. C. A.	265,992.13	Code Class # of Parcels % VAL'N	ASSESSED VALUATION	Cash Dec. 31, 1992	1,640,278.88
Employee Fringe Benefits	217,700.00	1 Vacant Land 279 8.87	71,953,200.00	Taxes Receivable	483,917.69
Other Statutory Expenditures		2 Residential 1577 85.94	697,499,600.00	Tax Title Liens	43,900.33
CETA And Other Public Employment Programs		3 Farm 118 3.62	29,323,145.00	Foreclosed Property	
MUNICIPAL FUNCTIONS		4a Commercial 12 1.59	12,873,500.00	Emergencies & Other Deferred Charges	31,000.00
CAPITAL IMPROVEMENTS	10,000.00	4b Industrial 1	2,400.00	State and Federal Aid Receivable	473.01
DEBT SERVICE		4c Apartments		Other Receivables	29,631.94
Principal Payments	464,000.00	Total 1937	811,651,345.00	Total	2,229,201.85
Interest Payments	278,101.00	Land Area 17.60 Sq. Miles		LIABILITIES, RESERVES, AND SURPLUS	
DEFERRED CHARGES		Net Valuation Taxable-Municipal	813,247,021	Cash Liabilities	651,545.43
SCHOOL, COUNTY, SPECIAL DISTRICT TAXES	9,729,023.06	Net Valuation Taxable-County	775,229,517	Reserves for Receivables	557,922.97
RESERVE FOR UNCOLLECTED TAXES	687,738.35	State Equalized Valuation	806,725,466	Surplus Dec. 31, 1992	1,019,733.45
EXPENDITURES		State Equalization Ratio	100.81	Total	2,229,201.85
TOTAL	14,381,121.35				

0424

Population 1980 3,972
 Population 1990 4,095
 S & P Rating
 Moody Rating BAA1

General Tax Rate Per \$100. 4.90
 State Equalized Tax Rate 2.87

MERCHANTVILLE BOROUGH - CAMDEN CO.
 Form of Government:
Borough Council
 Number of Members on Governing Body - 6

PER CAPITA:
 Gross Debt 553.27 Gross Debt 1.46
 Net Debt 313.55 Net Debt .83
 Debt Service 53.94 Tax Levy Collected 93.08
 Total Tax Levy 1,182.02 Tax Levy Cancelled, Abated
 Municipal Expenditures 644.84 or Adjusted .85

EXPENDITURES		REVENUES-REALIZED		1992 PROPERTY TAX		
GENERAL GOVERNMENT		REVENUES-REALIZED		STATE EQUALIZED TAX RATE		
Governing Body & Public Boards		1992 Property Taxes Collected	4,507,024.10	Local District School Taxes	1.26 2,112,397.00	
Municipal Clerk		1992 Payments in Lieu of Taxes		Regional & Consolidated School Tax		
Financial Administration	31,430.00	Delinquent Tax & Lien Collections	135,716.97	School Taxes in Municipal Budget		
Assessment of Taxes	16,800.00	Business Personalty Replacement Taxes	29,519.12	County Taxes	.81 1,355,942.00	
Collection of Taxes	18,946.00	Taxes from Public Utilities	282,516.04	County Library Taxes	.03 44,130.02	
Planning, Housing & Development	15,690.00	Other Miscellaneous Tax Revenues		Local Municipal Purpose Taxes	.79 1,323,378.00	
Human Resources	34,686.00	State Aid Revenues	222,374.10	Veteran & Senior Citizen Taxes	29,150.00	
Elections	4,925.52	Federal Aid Revenues		Total Taxes for Rate Computation	2.89 4,864,997.02	
General Administration (other)	265,026.48	State and Local Fiscal Assistance Act Utilized		Special District Taxes		
JUDICIARY		Sale of Acquired Property		Bank Corp. Taxes		
Municipal Courts	56,700.00	Other Miscellaneous Revenues	465,290.28	Added and Omitted Taxes	4,531.20	
PUBLIC SAFETY		Total	5,642,440.61	Total Taxes Levied - ABSTRACT	4,840,378.22	
Fire Protection	65,102.00	Prior Years Surplus Appropriated	168,700.00	Total Taxes Billed	4,842,170.99	
Police Protection	635,272.00	REVENUES TOTAL	5,811,140.61	1992 TAXES COLLECTED	4,507,024.10	
Civil Defense & Disaster Control	300.00	Reserve For Uncollected Taxes	194,543.00	1992 Taxes Cancelled, Abated or Adjusted	41,694.05	
Environmental Inspection & Control	250.00	CAPITAL OUTLAY TOTAL		Transfer to Tax Title Liens or Foreclosed	19.58	
Other Public Safety		Public Enterprises	78,546.39	Balance Outstanding Dec. 31, 1992	293,433.27	
PUBLIC WORKS		Recreation-Culture		PRIOR YEARS TAXES OUTSTANDING		
Streets and Drainage	93,005.00	Public Works	43,469.39	Balance January 1, 1992	192,529.76	
Sewers and Sewage Processing	244,658.00	Buildings and Grounds	35,077.00	Collected in 1992	135,716.97	
Garbage and Trash Disposal	324,732.00	Library and Education		Cancelled, Abated or Adjusted 1992	.10	
Public Buildings and Grounds	27,700.00	Conservation		Transfers to Tax Title Liens or Foreclosed	14.33	
Other Public Works		All Other		Balance December 31, 1992	56,798.36	
HEALTH and WELFARE		CAPITAL DEBT AUTHORIZED, DECEMBER 31, 1992		TAX TITLE LIENS OUTSTANDING		
Health Services Except Environmental	2,500.00	ISSUED AND UNISSUED	GROSS DEBT	NET DEBT		
Welfare-Public Assistance	6,500.00	School	933,000		Balance January 1, 1992	
Hospital, Clinics, First Aid		Self-Liquidating	48,636		50.32	
Animal, Insect, & Rodent Control		Other	1,284,000		Redeemed in 1992	
Other Welfare Services		Total	2,265,636		Cancelled, Abated or Adjusted (1992)	
RECREATION and CONSERVATION		ISSUED AND OUTSTANDING			Transfers to Foreclosed Property	
Beaches and Boardwalks		School	933,000.00		Balance December 31, 1992	
Parks, Playgrounds, Shade Trees	21,024.00	Self-Liquidating	48,636.00		50.32	
Land Reclamation & Conservation		Other	1,200,000.00		PROPERTY ACQUIRED BY DEED OR FORECLOSURE	
Other Recreational Services	10,000.00	Total	2,181,636.00		Balance January 1, 1992	
EDUCATION (excluding schools)		EQUALIZED VALUATION BASIS			700.00	
Libraries		FOR NET DEBT COMPUTATION	155,274,930		Transfers From Taxes or Liens	
Other Educational Services	750.00	REAL PROPERTY VALUATIONS			Sale for Cash (1992)	
STATUTORY EXPENDITURES		Code	Class	# of Parcels	% VAL'N	Cancelled, Abated or Adjusted (1992)
Pensions & F. L. C. A.	129,915.00	1	Vacant Land	61	.59	Transfers to Foreclosed Property
Employee Fringe Benefits	198,230.00	2	Residential	1066	80.31	Balance December 31, 1992
Other Statutory Expenditures	3,000.00	3	Farm			50.32
CETA And Other Public Employment Programs		4a	Commercial	96	12.82	PROPERTY ACQUIRED BY DEED OR FORECLOSURE
MUNICIPAL FUNCTIONS TOTAL		4b	Industrial			Balance January 1, 1992
CAPITAL IMPROVEMENTS *ME40*		4c	Apartments	22	6.28	700.00
DEBT SERVICE		Total		1245		Transfers From Taxes or Liens
Principal Payments	125,000.00	Land Area	.61 Sq. Miles			Sale for Cash (1992)
Interest Payments	95,900.00	Net Valuation Taxable-Municipal	98,808,002			Cancelled, Abated or Adjusted (1992)
DEFERRED CHARGES		Net Valuation Taxable-County	168,479,181			Transfers to Foreclosed Property
SCHOOL, COUNTY, SPECIAL DISTRICT TAXES	3,512,469.02	State Equalized Valuation	161,577,156			Balance December 31, 1992
RESERVE FOR UNCOLLECTED TAXES	196,543.00	State Equalization Ratio	59.08			700.00
EXPENDITURES TOTAL				CURRENT FINANCES DECEMBER 31, 1992		
				ASSETS		
				Cash Dec. 31, 1992		
				Taxes Receivable		
				Tax Title Liens		
				Foreclosed Property		
				Emergencies & Other Deferred Charges		
				State and Federal Aid Receivable		
				Other Receivables		
				Total		
				LIABILITIES, RESERVES, AND SURPLUS		
				Cash Liabilities		
				Reserves for Receivables		
				Surplus Dec. 31, 1992		
				Total		

1210

Population 1980 13,762
 Population 1990 12,804
 S & P Rating
 Moody Rating A1

General Tax Rate Per \$100. 4.47
 State Equalized Tax Rate 2.24

METUCHEN BOROUGH - MIDDLESEX CO.
 Form of Government:
Borough Council
 Number of Members on Governing Body - 6

PER CAPITA:
 Gross Debt 504.97
 Net Debt 477.06
 Debt Service 80.74
 Total Tax Levy 1,606.81
 Municipal Expenditures 708.06

PER CENT:
 Gross Debt .69
 Net Debt .65
 Tax Levy Collected 97.05
 Tax Levy Cancelled, Abated or Adjusted

EXPENDITURES	REVENUES-REALIZED	1992 PROPERTY TAX
GENERAL GOVERNMENT		STATE EQUALIZED TAX RATE
Governing Body & Public Boards		Local District School Taxes 1.30 11,937,520.50
Municipal Clerk		Regional & Consolidated School Tax
Financial Administration 81,000.00	1992 Property Taxes Collected 20,007,664.73	School Taxes in Municipal Budget
Assessment of Taxes 229,133.00	1992 Payments in Lieu of Taxes	County Taxes .43 3,961,606.96
Collection of Taxes 66,641.00	Delinquent Tax & Lien Collections 531,029.13	County Library Taxes
Planning, Housing & Development 97,365.00	Business Personalty Replacement Taxes 296,771.16	Local Municipal Purpose Taxes .50 4,645,583.00
Human Resources 105,189.00	Taxes from Public Utilities 937,198.00	Veteran & Senior Citizen Taxes 111,500.00
Elections 5,903.00	Other Miscellaneous Tax Revenues	Total Taxes for Rate Computation 2.23 20,656,210.46
General Administration (other) 632,536.00	State Aid Revenues 1,318,259.99	Special District Taxes
JUDICIARY	Federal Aid Revenues	Bank Corp. Taxes
Municipal Courts 122,439.00	State and Local Fiscal Assistance Act Utilized	Added and Omitted Taxes 28,834.94
PUBLIC SAFETY	Sale of Acquired Property	Total Taxes Levied - ABSTRACT 20,573,545.40
Fire Protection 240,604.00	Other Miscellaneous Revenues 1,656,449.82	Total Taxes Billed 20,615,127.02
Police Protection 1,694,724.00	Total 24,547,372.83	1992 TAXES COLLECTED 20,007,664.73
Civil Defense & Disaster Control 6,700.00	Prior Years Surplus Appropriated 200,000.00	1992 Taxes Cancelled, Abated or Adjusted 4.91
Environmental Inspection & Control 64,633.00	REVENUES TOTAL 24,747,372.93	Transfer to Tax Title Liens or Foreclosed 65,574.90
Other Public Safety	RESERVE FOR UNCOLLECTED TAXES 624,887.37	Balance Outstanding Dec. 31, 1992 541,882.48
PUBLIC WORKS	CAPITAL OUTLAY TOTAL 502,818.68	PRIOR YEARS TAXES OUTSTANDING
Streets and Drainage 519,496.00	Public Enterprises 500.00	Balance January 1, 1992 555,897.77
Sewers and Sewage Processing 1,089,148.00	Recreation-Culture 2,412.50	Collected in 1992 516,483.56
Garbage and Trash Disposal 465,770.00	Public Works 267,196.18	Cancelled, Abated or Adjusted 1992
Public Buildings and Grounds 154,008.00	Buildings and Grounds 232,710.00	Transfers to Tax Title Liens or Foreclosed 39,182.66
Other Public Works 224,696.00	Library and Education	Balance December 31, 1992 231.55
HEALTH and WELFARE	Conservation	TAX TITLE LIENS OUTSTANDING
Health Services Except Environmental 27,430.00	All Other	Balance January 1, 1992 42,642.02
Welfare-Public Assistance 4,020.00	CAPITAL DEBT AUTHORIZED, DECEMBER 31, 1992	Transfer From Taxes 114,362.56
Hospital, Clinics, First Aid	ISSUED AND UNISSUED GROSS DEBT NET DEBT	Redeemed in 1992 14,545.57
Animal, Insect, & Rodent Control 8,000.00	School	Cancelled, Abated or Adjusted (1992)
Other Welfare Services	Self-Liquidating 335,200	Transfers to Foreclosed Property
RECREATION and CONSERVATION	Other 6,130,466	Balance December 31, 1992 142,459.01
Beaches and Boardwalks	Total 6,465,666	PROPERTY ACQUIRED BY DEED OR FORECLOSURE
Parks, Playgrounds, Shade Trees 149,830.00	ISSUED AND OUTSTANDING	Balance January 1, 1992
Land Reclamation & Conservation 19,009.95	School	Transfers From Taxes or Liens
Other Recreational Services 107,987.00	Self-Liquidating 280,000.00	Sale for Cash (1992)
EDUCATION (excluding schools)	Other 5,526,000.00	Cancelled, Abated or Adjusted (1992)
Libraries 380,300.00	Total 5,806,000.00	Balance December 31, 1992
Other Educational Services	EQUALIZED VALUATION BASIS FOR NET DEBT COMPUTATION 939,374,922	CURRENT FINANCES DECEMBER 31, 1992
STATUTORY EXPENDITURES	REAL PROPERTY VALUATIONS	ASSETS
Pensions & F. I. C. A. 288,625.00	Code Class # of Parcels % VAL'N ASSESSED VALUATION	Cash Dec. 31, 1992 4,147,071.82
Employee Fringe Benefits 564,931.00	1 Vacant Land 148 1.15 5,180,900.00	Taxes Receivable 542,114.03
Other Statutory Expenditures	2 Residential 4312 78.70 355,222,000.00	Tax Title Liens 142,459.01
CETA And Other Public Employment Programs	3 Farm	Foreclosed Property
MUNICIPAL FUNCTIONS TOTAL 7,349,917.95	4a Commercial 316 12.18 54,969,300.00	Emergencies & Other Deferred Charges 8,000.00
CAPITAL IMPROVEMENTS *MEMO* 30,000.00	4b Industrial 60 6.00 27,058,200.00	State and Federal Aid Receivable 209,381.78
DEBT SERVICE	4c Apartments 16 1.97 8,908,300.00	Other Receivables 180,844.63
Principal Payments 653,000.00	Total 4852 451,338,700.00	Total 5,229,891.27
Interest Payments 380,731.00	Land Area 2.75 Sq. Miles	LIABILITIES, RESERVES, AND SURPLUS
DEFERRED CHARGES 57,514.00	Net Valuation Taxable-Municipal 460,543,447	Cash Liabilities 3,937,946.20
SCHOOL, COUNTY, SPECIAL DISTRICT TAXES 15,899,127.46	Net Valuation Taxable-County 920,793,752	Reserves for Receivables 865,437.66
RESERVE FOR UNCOLLECTED TAXES 624,837.37	State Equalized Valuation 911,882,147	Surplus Dec. 31, 1992 426,507.41
EXPENDITURES TOTAL 24,965,177.78	State Equalization Ratio 50.00	Total 5,229,891.27

0536
 Population 1980 11,373
 Population 1990 14,771
 S & P Rating 388+
 Moody Rating

General Tax Rate Per \$100. 1.82
 State Equalized Tax Rate 1.88

MIDDLE TOWNSHIP - CAPE MAY COUNTY
 Form of Government:
 Township Committee
 Number of Members on Governing Body - 3

PER CAPITA:
 Gross Debt 2,204.96
 Net Debt 399.61
 Debt Service 44.89
 Total Tax Levy 1,033.82
 Municipal Expenditures 719.61

PER CENT:
 Gross Debt 4.45
 Net Debt .81
 Tax Levy Collected 83.78
 Tax Levy Cancelled, Abated or Adjusted .82

EXPENDITURES		REVENUES-REALIZED		1992 PROPERTY TAX	
GENERAL GOVERNMENT		REVENUES-REALIZED		STATE EQUALIZED TAX RATE	
Governing Body & Public Boards		1992 Property Taxes Collected	13,590,979.00	Local District School Taxes	1.59 8,387,693.00
Municipal Clerk		1992 Payments in Lieu of Taxes		Regional & Consolidated School Tax	
Financial Administration	156,769.00	Delinquent Tax & Lien Collections	1,491,158.00	School Taxes in Municipal Budget	
Assessment of Taxes	132,935.00	Business Personalty Replacement Taxes	96,299.00	County Taxes	.40 * 3,079,316.83
Collection of Taxes	166,000.00	Taxes from Public Utilities	3,284,746.00	County Library Taxes	.03 192,912.96
Planning, Housing & Development	135,394.00	Other Miscellaneous Tax Revenues		Local Municipal Purpose Taxes	.35 2,719,672.00
Human Resources	121,255.00	State Aid Revenues	837,051.00	Veteran & Senior Citizen Taxes	160,500.00
Elections		Federal Aid Revenues		Total Taxes for Rate Computation	1.87 14,540,094.79
General Administration (other)	1,138,180.00	State and Local Fiscal Assistance Act Utilized		Special District Taxes	810,514.00
JUDICIARY		Sale of Acquired Property		Bank Corp. Taxes	
Municipal Courts	152,673.00	Other Miscellaneous Revenues	1,234,165.00	Added and Omitted Taxes	80,473.00
PUBLIC SAFETY		Total	20,534,398.00	Total Taxes Levied - ABSTRACT	15,270,581.79
Fire Protection	16,592.00	Prior Years Surplus Appropriated	1,543,000.00	Total Taxes Billed	15,309,296.00
Police Protection	2,205,500.00	REVENUES TOTAL	22,077,398.00	1992 TAXES COLLECTED	13,590,979.00
Civil Defense & Disaster Control	6,800.00	Reserve For Uncollected Taxes	1,958,049.00	1992 Taxes Cancelled, Abated or Adjusted	125,892.00
Environmental Inspection & Control	151,800.00	CAPITAL OUTLAY TOTAL	1,504,033.00	Transfer to Tax Title Liens or Foreclosed	111,313.00
Other Public Safety		Public Enterprises	768,764.00	Balance Outstanding Dec. 31, 1992	1,481,102.00
PUBLIC WORKS		Recreation—Culture		PRIOR YEARS TAXES OUTSTANDING	
Streets and Drainage	937,388.00	Public Works	39,745.00	Balance January 1, 1992	1,398,668.00
Sewers and Sewage Processing	264,300.00	Buildings and Grounds	695,524.00	Collected in 1992	1,265,569.00
Garbage and Trash Disposal	713,100.00	Library and Education		Cancelled, Abated or Adjusted 1992	6,509.00
Public Buildings and Grounds	142,955.00	Conservation		Transfers to Tax Title Liens or Foreclosed	13,116.00
Other Public Works	90,300.00	All Other		Balance December 31, 1992	103,474.00
HEALTH and WELFARE		CAPITAL DEBT AUTHORIZED, DECEMBER 31, 1992		TAX TITLE LIENS OUTSTANDING	
Health Services Except Environmental	126,750.00	ISSUED AND UNISSUED		Balance January 1, 1992	482,623.00
Welfare-Public Assistance	26,650.00	School	14,398,000	Transfer From Taxes	127,364.00
Hospital, Clinics, First Aid		Self-Liquidating	12,267,394	Redeemed in 1992	225,589.00
Animal, Insect, & Rodent Control	34,181.00	Other	5,902,578	Cancelled, Abated or Adjusted (1992)	332.00
Other Welfare Services		Total	32,567,972	Transfers to Foreclosed Property	
RECREATION and CONSERVATION		ISSUED AND OUTSTANDING		Balance December 31, 1992	384,066.00
Beaches and Boardwalks		School	14,398,000.00	PROPERTY ACQUIRED BY DEED OR FORECLOSURE	
Parks, Playgrounds, Shade Trees	1,000.00	Self-Liquidating	7,385,635.47	Balance January 1, 1992	2,185,670.00
Land Reclamation & Conservation	21,285.00	Other	5,155,000.00	Transfers From Taxes or Liens	
Other Recreational Services	115,750.00	Total	26,938,636.47	Sale for Cash (1992)	
EDUCATION (excluding schools)		EQUALIZED VALUATION BASIS FOR NET DEBT COMPUTATION	731,601,634	Cancelled, Abated or Adjusted (1992)	
Libraries		REAL PROPERTY VALUATIONS		Balance December 31, 1992	2,185,670.00
Other Educational Services		Code Class # of Parcels % VAL'N ASSESSED VALUATION		CURRENT FINANCES DECEMBER 31, 1992 ASSETS	
STATUTORY EXPENDITURES		1 Vacant Land 5977 12.35 96,515,400.00		Cash Dec. 31, 1992	4,698,172.00
Pensions & F. L. C. A.	305,990.00	2 Residential 5386 62.36 487,192,600.00		Taxes Receivable	1,584,576.00
Employee Fringe Benefits	640,500.00	3 Farm 189 .90 6,995,900.00		Tax Title Liens	394,066.00
Other Statutory Expenditures		4a Commercial 454 23.51 183,692,600.00		Foreclosed Property	2,185,670.00
CETA And Other Public Employment Programs		4b Industrial 4 .35 2,720,300.00		Emergencies & Other Deferred Charges	232,000.00
MUNICIPAL FUNCTIONS TOTAL	7,804,047.00	4c Apartments 12 .52 4,089,400.00		State and Federal Aid Receivable	
CAPITAL IMPROVEMENTS *MEMO*	10,000.00	Total 12022 781,205,200.00		Other Receivables	363,049.00
DEBT SERVICE		Land Area 74.02 Sq. Miles		Total	9,447,533.00
Principal Payments	330,000.00	Net Valuation Taxable-Municipal	792,140,239	LIABILITIES, RESERVES, AND SURPLUS	
Interest Payments	333,006.00	Net Valuation Taxable-County	770,852,881	Cash Liabilities	2,852,497.00
DEFERRED CHARGES	204,300.00	State Equalized Valuation	768,293,724	Reserves for Receivables	4,517,361.00
SCHOOL, COUNTY, SPECIAL DISTRICT TAXES	12,470,436.79	State Equalization Ratio	103.15	Surplus Dec. 31, 1992	2,077,685.00
RESERVE FOR UNCOLLECTED TAXES	1,953,049.00			Total	9,447,533.00
EXPENDITURES TOTAL	23,099,838.79				

*Includes County Health Service Taxes, County Vocational School Taxes, or County Open Space Tax. See Table 13.

1211

Population 1980 13,480
 Population 1990 13,055
 S & P Rating
 Moody Rating A

General Tax Rate Per \$100. 3.60
 State Equalized Tax Rate 2.16

MIDDLESEX BOROUGH - MIDDLESEX CO.

Form of Government:
 Borough Council

Number of Members on Governing Body - 6

PER CAPITA:

Gross Debt 468.17
 Net Debt 468.17
 Debt Service 81.78
 Total Tax Levy 1,354.60
 Municipal Expenditures 643.91

PER CENT:

Gross Debt .76
 Net Debt .76
 Tax Levy Collected 97.46
 Tax Levy Cancelled, Abated or Adjusted .03

EXPENDITURES	REVENUES-REALIZED	1992 PROPERTY TAX
GENERAL GOVERNMENT		STATE EQUALIZED TAX RATE
Governing Body & Public Boards		Local District School Taxes 1.21 9,870,267.50
Municipal Clerk		Regional & Consolidated School Tax
Financial Administration 25,000.00	1992 Property Taxes Collected 17,262,990.41	School Taxes in Municipal Budget
Assessment of Taxes 28,076.00	1992 Payments in Lieu of Taxes	County Taxes .40 3,249,049.59
Collection of Taxes 90,526.00	Delinquent Tax & Lien Collections 581,054.73	County Library Taxes
Planning, Housing & Development 24,100.00	Business Personality Replacement Taxes 259,445.40	Local Municipal Purpose Taxes .55 4,536,935.64
Human Resources 123,773.00	Taxes from Public Utilities 996,138.29	Veteran & Senior Citizen Taxes 142,300.00
Elections 5,000.00	Other Miscellaneous Tax Revenues	Total Taxes for Rate Computation 2.16 17,798,552.73
General Administration (other) 621,377.00	State Aid Revenues 1,219,695.02	Special District Taxes
JUDICIARY	Federal Aid Revenues	Bank Corp. Taxes
Municipal Courts 117,223.48	State and Local Fiscal Assistance Act Utilized	Added and Omitted Taxes
PUBLIC SAFETY	Sale of Acquired Property	Total Taxes Levied - ABSTRACT 17,684,302.13
Fire Protection 237,437.70	Other Miscellaneous Revenues 734,538.23	Total Taxes Billed 17,712,143.93
Police Protection 1,651,343.07	Total 21,053,863.08	1992 TAXES COLLECTED 17,262,990.41
Civil Defense & Disaster Control 7,450.00	Prior Years Surplus Appropriated 200,000.00	1992 Taxes Cancelled, Abated or Adjusted 4,618.54
Environmental Inspection & Control 106,752.00	REVENUES TOTAL 21,253,863.08	Transfer to Tax Title Liens or Foreclosed 22,104.00
Other Public Safety 350.00	Reserve For Uncollected Taxes 520,000.00	Balance Outstanding Dec. 31, 1992 422,430.98
PUBLIC WORKS	CAPITAL OUTLAY TOTAL 460,532.58	PRIOR YEARS TAXES OUTSTANDING
Streets and Drainage 680,973.00	Public Enterprises	Balance January 1, 1992 416,276.87
Sewers and Sewage Processing 967,010.00	Recreation-Culture 10,007.11	Collected in 1992 416,276.87
Garbage and Trash Disposal 672,591.00	Public Work- 390,886.68	Cancelled, Abated or Adjusted 1992
Public Buildings and Grounds 40,800.00	Buildings and Grounds 51,815.71	Transfers to Tax Title Liens or Foreclosed
Other Public Works 43,000.00	Library and Education 7,823.08	Balance December 31, 1992
HEALTH and WELFARE	Conservation	TAX TITLE LIENS OUTSTANDING
Health Services Except Environmental 37,484.00	All Other	Balance January 1, 1992 283,822.48
Welfare-Public Assistance 2,212.00		Transfer From Taxes 22,104.00
RECREATION and CONSERVATION	CAPITAL DEBT AUTHORIZED, DECEMBER 31, 1992	Redeemed in 1992 164,777.86
Beaches and Boardwalks	ISSUED AND UNISSUED	Cancelled, Abated or Adjusted (1992)
Parks, Playgrounds, Shade Trees 275,957.00	School 49,300	Transfers to Foreclosed Property
Land Reclamation & Conservation 118,671.00	Self-Liquidating 6,062,690	Balance December 31, 1992 141,148.62
Other Recreational Services	Other 6,111,990	PROPERTY ACQUIRED BY DEED OR FORECLOSURE
EDUCATION (excluding schools)	Total 6,111,990	Balance January 1, 1992 1,572,600.00
Libraries 270,000.00	ISSUED AND OUTSTANDING	Transfers From Taxes or Liens
Other Educational Services	School 49,300.00	Sale for Cash (1992)
STATUTORY EXPENDITURES	Self-Liquidating 5,417,000.00	Cancelled, Abated or Adjusted (1992)
Pensions & F. L. C. A. 146,790.00	Other 5,466,300.00	Balance December 31, 1992 1,572,600.00
Employee Fringe Benefits 466,683.00	Total 5,466,300.00	CURRENT FINANCES DECEMBER 31, 1992
Other Statutory Expenditures	EQUALIZED VALUATION BASIS FOR NET DEBT COMPUTATION 808,354,425	ASSETS
CETA And Other Public Employment Programs	REAL PROPERTY VALUATIONS	Cash Dec. 31, 1992 854,661.35
MUNICIPAL FUNCTIONS TOTAL 6,815,579.25	Code Class # of Parcels % VAL'N ASSESSED VALUATION	Taxes Receivable 422,430.98
CAPITAL IMPROVEMENTS *MEMO*	1 Vacant Land 235 1.35 6,634,600.00	Tax Title Liens 141,148.62
DEBT SERVICE	2 Residential 4035 74.15 363,223,600.00	Foreclosed Property 1,572,600.00
Principal Payments 739,000.00	3 Farm 4 .06 319,700.00	Emergencies & Other Deferred Charges 12,000.00
Interest Payments 323,624.50	4a Commercial 188 6.93 33,933,400.00	State and Federal Aid Receivable 8,448.02
DEFERRED CHARGES 3,000.00	4b Industrial 151 15.46 75,705,600.00	Other Receivables 36,378.85
SCHOOL, COUNTY, SPECIAL DISTRICT TAXES 13,119,317.09	4c Apartments 5 2.04 10,005,000.00	Total 3,047,667.82
RESERVE FOR UNCOLLECTED TAXES 520,000.00	Total 4619	LIABILITIES, RESERVES, AND SURPLUS
EXPENDITURES TOTAL 21,525,520.84	Land Area 3.45 Sq. Miles	Cash Liabilities 616,577.28
	Net Valuation Taxable-Municipal 491,371,751	Reserves for Receivables 2,172,558.45
	Net Valuation Taxable-County 759,456,441	Surplus Dec. 31, 1992 258,532.09
	State Equalized Valuation 817,239,943	Total 3,047,667.82
	State Equalization Ratio 60.05	

1331
 Population 1980 62,574
 Population 1990 68,183
 S & P Rating
 Moody Rating A1
 General Tax Rate Per \$100. 2.10
 State Equalized Tax Rate 2.03

MIDDLETOWN TWP. - MONMOUTH CO.
 Form of Government:
 Special Charter (P.L. 1971 c. 237)
 Number of Members on Governing Body - 5

PER CAPITA:
 Gross Debt 805.19
 Net Debt 749.91
 Debt Service 101.25
 Total Tax Levy 1,409.11
 Municipal Expenditures 536.35
 PER CENT:
 Gross Debt 1.09
 Net Debt 1.02
 Tax Levy Collected 96.23
 Tax Levy Cancelled, Abated or Adjusted

EXPENDITURES		REVENUES-REALIZED		1992 PROPERTY TAX	
			TOTAL	STATE EQUALIZED TAX RATE	
GENERAL GOVERNMENT					
Governing Body & Public Boards	502,920.00	1992 Property Taxes Collected	95,200,332.22	Local District School Taxes	1.17 55,317,937.00
Municipal Clerk		1992 Payments in Lieu of Taxes		Regional & Consolidated School Tax	
Financial Administration	274,523.20	Delinquent Tax & Lien Collections	3,093,090.71	School Taxes in Municipal Budget	
Assessment of Taxes	298,624.00	Business Personalty Replacement Taxes	269,325.68	County Taxes	.44 * 20,876,519.99
Collection of Taxes	271,746.00	Taxes from Public Utilities	6,737,622.49	County Library Taxes	
Planning, Housing & Development	267,316.00	Other Miscellaneous Tax Revenues		Local Municipal Purpose Taxes	.41 19,496,537.66
Human Resources	301,916.00	State Aid Revenues	2,794,424.86	Veteran & Senior Citizen Taxes	435,500.00
Elections	15,000.00	Federal Aid Revenues		Total Taxes for Rate Computation	2.02 96,124,494.65
General Administration (other)	4,524,032.00	State and Local Fiscal Assistance Act Utilized		Special District Taxes	
JUDICIARY		Sale of Acquired Property		Bank Corp. Taxes	
Municipal Courts	474,024.00	Other Miscellaneous Revenues	2,458,184.87	Added and Omitted Taxes	388,647.09
PUBLIC SAFETY		Total	108,552,980.83	Total Taxes Levied - ABSTRACT	96,077,641.74
Fire Protection	998,988.20	Prior Years Surplus Appropriated	2,000,000.00	Total Taxes Billed	98,929,641.74
Police Protection	7,002,518.12	REVENUES TOTAL	110,552,980.83	1992 TAXES COLLECTED	95,200,332.22
Civil Defense & Disaster Control	35,230.00	Reserve For Uncollected Taxes	4,000,000.00	1992 Taxes Cancelled, Abated or Adjusted	
Environmental Inspection & Control	461,727.00	CAPITAL OUTLAY TOTAL	2,450,907.32	Transfer to Tax Title Liens or Foreclosed	
Other Public Safety	1,160.00	Public Enterprises		Balance Outstanding Dec. 31, 1992	3,729,309.52
PUBLIC WORKS		Recreation-Culture	82,961.99	PRIOR YEARS TAXES OUTSTANDING	
Streets and Drainage	4,029,750.00	Public Works	1,543,994.98	Balance January 1, 1992	3,573,351.10
Sewers and Sewage Processing	677,535.90	Buildings and Grounds	724,366.15	Collected in 1992	2,784,981.99
Garbage and Trash Disposal		Library and Education	99,534.20	Cancelled, Abated or Adjusted 1992	
Public Buildings and Grounds	611,150.00	Conservation		Transfers to Tax Title Liens or Foreclosed	
Other Public Works		All Other		Balance December 31, 1992	733,369.11
HEALTH and WELFARE		CAPITAL DEBT AUTHORIZED, DECEMBER 31, 1992		TAX TITLE LIENS OUTSTANDING	
Health Services Except Environmental	347,188.00	ISSUED AND UNISSUED		Balance January 1, 1992	686,439.25
Welfare-Public Assistance	59,565.00	School	3,776,000	Transfer From Taxes	
Hospital, Clinics, First Aid		Self-Liquidating		Redeemed in 1992	308,108.72
Animal, Insect, & Rodent Control	38,500.00	Other	51,124,483	Cancelled, Abated or Adjusted (1992)	
Other Welfare Services		Total	54,900,483	Transfers to Foreclosed Property	
RECREATION and CONSERVATION		ISSUED AND OUTSTANDING		Balance December 31, 1992	378,330.53
Beaches and Boardwalks		School	3,776,000.00	PROPERTY ACQUIRED BY DEED OR FORECLOSURE	
Parks, Playgrounds, Shade Trees	1,163,215.00	Self-Liquidating		Balance January 1, 1992	1,733,380.24
Land Reclamation & Conservation	1,800.00	Other	46,048,000.00	Transfers From Taxes or Liens	
Other Recreational Services	12,750.00	Total	49,824,000.00	Sale for Cash (1992)	
EDUCATION (excluding schools)		EQUALIZED VALUATION BASIS FOR NET DEBT COMPUTATION	5,018,555,541	Cancelled, Abated or Adjusted (1992)	
Libraries	1,637,867.95	REAL PROPERTY VALUATIONS		Balance December 31, 1992	1,733,380.24
Other Educational Services	4,000.00	Code Class # of Parcels % VAL'N ASSESSED VALUATION		CURRENT FINANCES DECEMBER 31, 1992	
STATUTORY EXPENDITURES		1 Vacant Land 1651 1.61 73,046,000.00		ASSETS	
Pensions & F. L. C. A.	1,083,462.74	2 Residential 20927 83.05 3,767,073,000.00		Cash Dec. 31, 1992	12,924,361.37
Employee Fringe Benefits		3 Farm 232 .77 35,034,200.00		Taxes Receivable	4,517,678.63
Other Statutory Expenditures		4a Commercial 634 13.51 612,830,200.00		Tax Title Liens	378,330.53
CETA And Other Public Employment Programs	25,096,559.11	4b Industrial 3 .10 4,336,500.00		Foreclosed Property	1,733,380.24
MUNICIPAL FUNCTIONS TOTAL	25,096,559.11	4c Apartments 14 .75 43,300,400.00		Emergencies & Other Deferred Charges	1,008,743.39
CAPITAL IMPROVEMENTS * 1990*	20,995.00	Total 23461 41.08 Sq. Miles 4,535,720,300.00		State and Federal Aid Receivable	114.00
DEBT SERVICE		Net Valuation Taxable-Municipal	4,553,612,886	Other Receivables	315,328.32
Principal Payments	3,575,406.53	Net Valuation Taxable-County	4,849,001,685	Total	20,878,941.47
Interest Payments	3,327,852.00	State Equalized Valuation	4,708,070,047	LIABILITIES, RESERVES, AND SURPLUS	
DEFERRED CHARGES	570,032.41	State Equalization Ratio	96.91	Cash Liabilities	11,799,435.32
SCHOOL, COUNTY, SPECIAL DISTRICT TAXES	76,194,456.99			Reserves for Receivables	6,945,217.72
RESERVE FOR UNCOLLECTED TAXES	4,000,000.00			Surplus Dec. 31, 1992	2,144,288.43
EXPENDITURES TOTAL	112,766,307.04			Total	20,878,941.47

0235
 Population 1980 7,381
 Population 1990 7,047
 S & P Rating
 Moody Rating A1

General Tax Rate Per \$100. 2.03
 State Equalized Tax Rate 1.95

MIDLAND PARK BOROUGH - BERGEN CO.
 Form of Government:
Borough Council
 Number of Members on Governing Body - 6

PER CAPITA:
 Gross Debt 409.03
 Net Debt 402.38
 Debt Service 40.49
 Total Tax Levy 1,578.52
 Municipal Expenditures 694.01

PER CENT:
 Gross Debt .50
 Net Debt .49
 Tax Levy Collected 97.45
 Tax Levy Cancelled, Abated or Adjusted .51

EXPENDITURES		REVENUES-REALIZED		1992 PROPERTY TAX	
GENERAL GOVERNMENT				STATE EQUALIZED TAX RATE 1.94	
Governing Body & Public Boards		1992 Property Taxes Collected	10,842,319.17	Local District School Taxes	6,498,467.17
Municipal Clerk		1992 Payments in Lieu of Taxes		Regional & Consolidated School Tax	
Financial Administration	83,500.00	Delinquent Tax & Liens Collections	203,545.77	School Taxes in Municipal Budget	
Assessment of Taxes	19,125.00	Business Personalty Replacement Taxes	138,366.08	County Taxes	.27 1,516,876.56
Collection of Taxes	44,775.00	Taxes from Public Utilities	365,987.33	County Library Taxes	
Planning, Housing & Development	13,800.00	Other Miscellaneous Tax Revenues		Local Municipal Purpose Taxes	.54 3,092,281.05
Human Resources	79,112.00	State Aid Revenues	363,931.83	Veteran & Senior Citizen Taxes	60,050.00
Elections		Federal Aid Revenues		Total Taxes for Rate Computation	1.95 11,167,674.78
General Administration (other)	365,095.00	State and Local Fiscal Assistance Act Utilized		Special District Taxes	
JUDICIARY		Sale of Acquired Property		Bank Corp. Taxes	
Municipal Courts	50,038.69	Other Miscellaneous Revenues	556,274.59	Added and Omitted Taxes	16,210.83
PUBLIC SAFETY		Total	12,470,424.77	Total Taxes Levied - ABSTRACT	11,123,835.61
Fire Protection	73,198.50	Prior Years Surplus Appropriated	700,000.00	Total Taxes Billed	11,125,924.88
Police Protection	846,649.44	REVENUES TOTAL	13,170,424.77	1992 TAXES COLLECTED	10,842,319.17
Civil Defense & Disaster Control	2,300.00	Reserve For Uncollected Taxes	552,008.16	1992 Taxes Cancelled, Abated or Adjusted	56,655.04
Environmental Inspection & Control	58,543.00	CAPITAL OUTLAY TOTAL	515,599.69	Transfer to Tax Title Liens or Foreclosed	2,017.60
Other Public Safety		Public Enterprises		Balance Outstanding Dec. 31, 1992	224,933.07
PUBLIC WORKS		Recreation-Culture		PRIOR YEARS TAXES OUTSTANDING	
Streets and Drainage	269,421.00	Public Works	326,449.78	Balance January 1, 1992	221,463.48
Sewers and Sewage Processing	1,020,372.04	Buildings and Grounds	189,149.91	Collected in 1992	203,605.80
Garbage and Trash Disposal		Library and Education		Cancelled, Abated or Adjusted 1992	5,966.02
Public Buildings and Grounds	54,773.00	Conservation		Transfers to Tax Title Liens or Foreclosed	
Other Public Works	171,650.00	All Other		Balance December 31, 1992	11,891.66
HEALTH and WELFARE		CAPITAL DEBT AUTHORIZED, DECEMBER 31, 1992		TAX TITLE LIENS OUTSTANDING	
Health Services Except Environmental	37,739.00	ISSUED AND UNISSUED		Balance January 1, 1992	21,174.10
Welfare-Public Assistance	1,950.00	School		Transfer From Taxes	2,017.60
Hospital, Clinics, First Aid		Self-Liquidating		Redeemed in 1992	
Animal, Insect, & Rodent Control		Other	2,882,436	Cancelled, Abated or Adjusted (1992)	
Other Welfare Services		Total	2,882,436	Transfers to Foreclosed Property	
RECREATION and CONSERVATION		ISSUED AND OUTSTANDING		Balance December 31, 1992	23,191.70
Beaches and Boardwalks		School		PROPERTY ACQUIRED BY DEED OR	
Parks, Playgrounds, Shade Trees	6,000.00	Self-Liquidating		FORECLOSURE	
Land Reclamation & Conservation	74,784.88	Other	1,587,000.00	Balance January 1, 1992	200.00
Other Recreational Services	42,490.00	Total	1,587,000.00	Transfers From Taxes or Liens	
EDUCATION (excluding schools)		EQUALIZED VALUATION BASIS		Sale for Cash (1992)	
Libraries	241,813.00	FOR NET DEBT COMPUTATION	575,993,340	Cancelled, Abated or Adjusted (1992)	
Other Educational Services		REAL PROPERTY VALUATIONS		Balance December 31, 1992	200.00
STATUTORY EXPENDITURES		Code Class # of Parcels % VAL'N ASSESSED VALUATION		CURRENT FINANCES DECEMBER 31, 1992	
Pensions & F. I. C. A.	105,000.00	1 Vacant Land 51 .70 3,719,900.00		ASSETS	
Employee Fringe Benefits	233,000.00	2 Residential 2169 76.81 407,305,900.00		Cash Dec. 31, 1992	5,885,615.53
Other Statutory Expenditures	5,000.00	3 Farm 73,931,700.00		Taxes Receivable	236,824.73
CETA And Other Public Employment Programs		4a Commercial 37 6.79 35,980,300.00		Tax Title Liens	23,191.70
MUNICIPAL FUNCTIONS TOTAL	3,900,129.55	4c Apartments 4 1.76 9,343,000.00		Foreclosed Property	200.00
CAPITAL IMPROVEMENTS *MEMO*	300,000.00	Total 2388 530,280,800.00		Emergencies & Other Deferred Charges	
DEBT SERVICE		Land Area 1.69 Sq. Miles		State and Federal Aid Receivable	3,764.68
Principal Payments	207,000.00	Net Valuation Taxable-Municipal	534,120,868	Other Receivables	3,992.43
Interest Payments	78,311.50	Net Valuation Taxable-County	584,496,416	Total	6,153,589.07
DEFERRED CHARGES	153,250.00	State Equalized Valuation	568,870,223	LIABILITIES, RESERVES, AND SURPLUS	
SCHOOL, COUNTY, SPECIAL DISTRICT TAXES	8,015,343.73	State Equalization Ratio	93.85	Cash Liabilities	5,125,726.30
RESERVE FOR UNCOLLECTED TAXES	552,008.16			Reserves for Receivables	264,203.85
EXPENDITURES TOTAL	12,906,042.94			Surplus Dec. 31, 1992	763,653.91

1020

Population 1980 1,368
 Population 1990 1,273
 S & P Rating
 Moody Rating

General Tax Rate Per \$100. 2.01
 State Equalized Tax Rate 1.82

MILFORD BOROUGH - HUNTERDON CO.
 Form of Government:
Borough Council
 Number of Members on Governing Body - 6

PER CAPITA:
 Gross Debt 489.33
 Net Debt 431.08
 Debt Service
 Total Tax Levy 1,238.01
 Municipal Expenditures 628.49

PER CENT:
 Gross Debt .69
 Net Debt .60
 Tax Levy Collected 100.60
 Tax Levy Cancelled, Abated or Adjusted .18

EXPENDITURES		REVENUES-REALIZED		1992 PROPERTY TAX	
GENERAL GOVERNMENT		REVENUES-REALIZED		STATE EQUALIZED TAX RATE	
Governing Body & Public Boords		1992 Property Taxes Collected	1,524,485.23	Local District School Taxes	1.00 872,061.00
Municipal Clerk		1992 Payments in Lieu of Taxes		Regional & Consolidated School Tax	.49 417,409.18
Financial Administration	20,200.00	Delinquent Tax & Lien Collections	53,694.01	School Taxes in Municipal Budget	
Assessment of Taxes	16,511.00	Business Personalty Replacement Taxes	192,498.88	County Taxes	.33 285,962.89
Collection of Taxes	11,500.00	Taxes from Public Utilities	142,338.00	County Library Taxes	
Planning, Housing & Development	14,900.00	Other Miscellaneous Tax Revenues		Local Municipal Purpose Taxes	
Human Resources		State Aid Revenues	33,979.00	Veteran & Senior Citizen Taxes	16,400.00
Elections		Federal Aid Revenues		Total Taxes for Rate Computation	1.81 1,591,833.07
General Administration (other)	198,800.00	State and Local Fiscal Assistance Act Utilized		Special District Taxes	
JUDICIARY		Sale of Acquired Property		Bank Corp. Taxes	
Municipal Courts	11,260.00	Other Miscellaneous Revenues	110,007.52	Added and Omitted Taxes	549.84
PUBLIC SAFETY		Total	2,057,002.64	Total Taxes Levied - ABSTRACT	1,575,982.91
Fire Protection	60,113.00	Prior Years Surplus Appropriated	297,647.00	Total Taxes Billed	1,515,439.07
Police Protection	69,859.00	REVENUES TOTAL	2,354,649.64	1992 TAXES COLLECTED	1,524,485.23
Civil Defense & Disaster Control	3,000.00	Reserve For Uncollected Taxes	79,409.00	1992 Taxes Cancelled, Abated or Adjusted	2,727.57
Environmental Inspection & Control		CAPITAL OUTLAY	TOTAL	Transfer to Tax Title Liens or Foreclosed	1,129.62
Other Public Safety		Public Enterprises	15,083.61	Balance Outstanding Dec. 31, 1992	53,230.97
PUBLIC WORKS		Recreation—Culture		PRIOR YEARS TAXES OUTSTANDING	
Streets and Drainage	114,000.00	Public Works		Balance January 1, 1992	53,694.01
Sewers and Sewage Processing		Buildings and Grounds		Collected in 1992	53,694.01
Garbage and Trash Disposal	90,000.00	Library and Education		Cancelled, Abated or Adjusted 1992	
Public Buildings and Grounds	10,565.00	Conservation		Transfers to Tax Title Liens or Foreclosed	
Other Public Works		All Other		Balance December 31, 1992	
HEALTH and WELFARE		CAPITAL DEBT AUTHORIZED, DECEMBER 31, 1992		TAX TITLE LIENS OUTSTANDING	
Health Services Except Environmental	250.00	ISSUED AND UNISSUED	GROSS DEBT	NET DEBT	
Welfare-Public Assistance	1,500.00	School	74,142	Balance January 1, 1992	14,060.30
Hospital, Clinics, First Aid		Self-Liquidating	535,000	Transfer From Taxes	1,129.62
Animal, Insect, & Radent Control	2,500.00	Other	13,770	Redeemed in 1992	
Other Welfare Services		Total	622,912	Cancelled, Abated or Adjusted (1992)	
RECREATION and CONSERVATION		ISSUED AND OUTSTANDING		Transfers to Foreclosed Property	
Beaches and Boardwalks		School	74,142.65	Balance December 31, 1992	15,189.92
Parks, Playgrounds, Shade Trees	5,000.00	Self-Liquidating	535,000.00	PROPERTY ACQUIRED BY DEED OR FORECLOSURE	
Land Reclamation & Conservation	700.00	Other		Balance January 1, 1992	
Other Recreational Services	1,000.00	Total	609,142.65	Transfers From Taxes or Liens	
EDUCATION (excluding schools)		EQUALIZED VALUATION BASIS		Sale for Cash (1992)	
Libraries	38,000.00	FOR NET DEBT COMPUTATION	91,404,259	Cancelled, Abated or Adjusted (1992)	
Other Educational Services		REAL PROPERTY VALUATIONS		Balance December 31, 1992	
STATUTORY EXPENDITURES		Code Class # of Parcels % VAL'N ASSESSED VALUATION		CURRENT FINANCES DECEMBER 31, 1992	
Pensions & F. L. C. A.	16,000.00	1 Vacant Land 72 3.86 3,000,700.00		ASSETS	
Employee Fringe Benefits	33,000.00	2 Residential 394 62.10 43,288,900.00		Cash Dec. 31, 1992	796,485.14
Other Statutory Expenditures	2,000.00	3 Farm 5 .59 461,820.00		Taxes Receivable	53,230.97
CETA And Other Public Employment Programs		4a Commercial 44 12.87 10,005,000.00		Tax Title Liens	15,189.92
MUNICIPAL FUNCTIONS TOTAL	720,658.00	4b Industrial 4 17.38 13,513,800.00		Foreclosed Property	
CAPITAL IMPROVEMENTS *MEMO*	10,000.00	4c Apartments 1 3.20 2,490,000.00		Emergencies & Other Deferred Charges	
DEBT SERVICE		Total 520 90.58 77,760,220.00		State and Federal Aid Receivable	751.00
Principal Payments		Land Area 1.30 Sq. Miles		Other Receivables	1,585.11
Interest Payments		Net Valuation Taxable-Municipal	78,657,888	Total	367,242.14
DEFERRED CHARGES		Net Valuation Taxable-County	91,800,940	LIABILITIES, RESERVES, AND SURPLUS	
SCHOOL, COUNTY, SPECIAL DISTRICT TAXES	1,575,433.07	State Equalized Valuation	86,744,676	Cash Liabilities	423,495.51
RESERVE FOR UNCOLLECTED TAXES	79,409.00	State Equalization Ratio	90.58	Reserves for Receivables	69,254.00
EXPENDITURES TOTAL	2,375,500.07			Surplus Dec. 31, 1992	374,492.63
				Total	867,242.14

0712
 Population 1980 19,543
 Population 1990 18,630
 S & P Rating AA+
 Moody Rating AAA

General Tax Rate Per \$100 3.45
 State Equalized Tax Rate 1.81

MILLBURN TOWNSHIP - ESSEX COUNTY
 Form of Government:
 Township Committee
 Number of Members on Governing Body - 5

PER CAPITA:
 Gross Debt 504.75
 Net Debt 349.19
 Debt Service 73.40
 Total Tax Levy 3,105.93
 Municipal Expenditures 1,252.38

PER CENT:
 Gross Debt 2.9
 Net Debt .20
 Tax Levy Collected 98.92
 Tax Levy Cancelled, Abated or Adjusted .06

EXPENDITURES		REVENUES-REALIZED		1992 PROPERTY TAX	
GENERAL GOVERNMENT				STATE EQUALIZED TAX RATE	
Governing Body & Public Boards	5,000.00	1992 Property Taxes Collected	57,279,384.00	Local District School Taxes	.65 20,746,789.07
Municipal Clerk	129,125.00	1992 Payments in Lieu of Taxes	151,700.00	Regional & Consolidated School Tax	
Financial Administration	262,713.00	Delinquent Tax & Lien Collections	573,047.00	School Taxes in Municipal Budget	
Assessment of Taxes	836,551.00	Business Personalty Replacement Taxes	437,625.00	County Taxes	.67 21,284,957.04
Collection of Taxes	115,097.00	Taxes from Public Utilities	2,018,604.00	County Library Taxes	
Planning, Hausing & Development	35,124.00	Other Miscellaneous Tax Revenues		Local Municipal Purpose Taxes	.49 15,738,193.00
Human Resources	135,114.00	State Aid Revenues	711,579.00	Veteran & Senior Citizen Taxes	68,900.00
Elections	9,800.00	Federal Aid Revenues		Total Taxes for Rate Computation	1.81 57,838,839.11
General Administration (other)	1,526,730.00	State and Local Fiscal Assistance Act Utilized		Special District Taxes	
JUDICIARY		Sale of Acquired Property		Bank Corp. Taxes	
Municipal Courts	264,410.00	Other Miscellaneous Revenues	3,222,161.00	Added and Omitted Taxes	93,553.00
PUBLIC SAFETY		Total	64,394,100.00	Total Taxes Levied - ABSTRACT	57,863,492.11
Fire Protection	2,990,618.00	Prior Years Surplus Appropriated	820,000.00	Total Taxes Billed	57,905,876.00
Police Protection	3,627,641.00	REVENUES TOTAL	65,214,100.00	1992 TAXES COLLECTED	57,279,384.00
Civil Defense & Disaster Control	5,000.00	Reserve For Uncollected Taxes	710,084.00	1992 Taxes Cancelled, Abated or Adjusted	34,590.00
Environmental Inspection & Control	168,890.00	CAPITAL OUTLAY TOTAL		Transfer to Tax Title Liens or Foreclosed	
Other Public Safety		Public Enterprises		Balance Outstanding Dec. 31, 1992	591,902.00
PUBLIC WORKS		Recreation-Culture	106,625.00	PRIOR YEARS TAXES OUTSTANDING	
Streets and Drainage	1,770,839.00	Public Works	1,167,833.00	Balance January 1, 1992	574,527.00
Sewers and Sewage Processing	2,227,056.00	Buildings and Grounds	285,699.00	Collected in 1992	574,513.00
Garbage and Trash Disposal		Library and Education	146,775.00	Cancelled, Abated or Adjusted 1992	
Public Buildings and Grounds	512,807.00	Conservation		Transfers to Tax Title Liens or Foreclosed	
Other Public Works		All Other		Balance December 31, 1992	14.00
HEALTH and WELFARE		CAPITAL DEBT AUTHORIZED, DECEMBER 31, 1992		TAX TITLE LIENS OUTSTANDING	
Health Services Except Environmental	200,632.00	ISSUED AND UNISSUED	GROSS DEBT	NET DEBT	
Welfare-Public Assistance	24,636.00	School	2,898,000		
Hospital, Clinics, First Aid		Self-Liquidating			
Animal, Insect, & Rodent Control		Other	6,505,500	6,505,500	
Other Welfare Services		Total	9,403,500	6,505,500	
RECREATION and CONSERVATION		ISSUED AND OUTSTANDING			
Beaches and Boardwalks		School	2,898,000.00		
Parks, Playgrounds, Shade Trees	1,279,220.00	Self-Liquidating			
Land Reclamation & Conservation	5,000.00	Other	6,216,000.00	6,216,000.00	
Other Recreational Services	34,100.00	Total	9,114,000.00		
EDUCATION (excluding schools)		EQUALIZED VALUATION BASIS		CURRENT FINANCES DECEMBER 31, 1992	
Libraries	2,109,744.00	FOR NET DEBT COMPUTATION	3,300,032,795	ASSETS	
Other Educational Services	40,857.00	REAL PROPERTY VALUATIONS		Cash Dec. 31, 1992	4,726,490.00
STATUTORY EXPENDITURES		Code Class # of Parcels % VAL'N	ASSESSED VALUATION	Taxes Receivable	591,916.00
Pensions & F. L. C. A.	1,321,898.00	1 Vacant Land 96 .54	8,952,300.00	Tax Title Liens	
Employee Fringe Benefits	1,617,638.00	2 Residential 6145 76.75	1,280,185,900.00	Foreclosed Property	
Other Statutory Expenditures		3 Farm		Emergencies & Other Deferred Charges	6,798.00
CETA And Other Public Employment Programs		4a Commercial 232 19.78	329,878,200.00	State and Federal Aid Receivable	29,182.00
MUNICIPAL FUNCTIONS TOTAL		4b Industrial 32 1.91	31,930,200.00	Other Receivables	70,111.00
CAPITAL IMPROVEMENTS *MEMO*		4c Apartments 20 1.02	17,029,500.00	Total	5,424,497.00
DEBT SERVICE		Total 6525	1,667,976,100.00	LIABILITIES, RESERVES, AND SURPLUS	
Principal Payments	880,000.00	Land Area 10.00 Sq. Miles		Cash Liabilities	4,159,942.00
Interest Payments	487,432.00	Net Valuation Taxable-Municipal	1,675,719,500	Reserves for Receivables	
DEFERRED CHARGES		Net Valuation Taxable-County	3,347,035,141	Surplus Dec. 31, 1992	1,264,555.00
SCHOOL, COUNTY, SPECIAL DISTRICT TAXES	42,031,746.11	State Equalized Valuation	3,189,689,413	Total	5,424,497.00
RESERVE FOR UNCOLLECTED TAXES	710,084.00	State Equalization Ratio	52.42		
EXPENDITURES TOTAL	65,363,552.11				

1812
 Population 1980 530
 Population 1990 450
 S & P Rating
 Moody Rating

General Tax Rate Per \$100. 2.12
 State Equalized Tax Rate 1.75

MILLSTONE BOROUGH - SOMERSET CO.
 Form of Government:
Borough Council
 Number of Members on Governing Body - 6

PER CAPITA:
 Gross Debt 166.22
 Net Debt 166.22
 Debt Service 2.55
 Total Tax Levy 1,275.97
 Municipal Expenditures 548.32

PER CENT:
 Gross Debt .23
 Net Debt .23
 Tax Levy Collected 97.98
 Tax Levy Cancelled, Abated or Adjusted

EXPENDITURES		REVENUES-REALIZED		1992 PROPERTY TAX	
GENERAL GOVERNMENT				STATE EQUALIZED TAX RATE 1.75	
Governing Body & Public Boards		1992 Property Taxes Collected	562,177.17	Local District School Taxes	344,014.00
Municipal Clerk		1992 Payments in Lieu of Taxes		Regional & Consolidated School Tax	
Financial Administration	15,420.00	Delinquent Tax & Lien Collections	16,705.49	School Taxes in Municipal Budget	
Assessment of Taxes	4,800.00	Business Personalty Replacement Taxes	2,411.84	County Taxes	.35 *
Collection of Taxes	7,700.00	Taxes from Public Utilities	57,094.00	County Library Taxes	.03
Planning, Housing & Development	5,925.00	Other Miscellaneous Tax Revenues		Local Municipal Purpose Taxes	.33
Human Resources		State Aid Revenues	19,233.00	Veteran & Senior Citizen Taxes	
Elections	275.00	Federal Aid Revenues		Total Taxes for Rate Computation	1.76
General Administration (other)	22,275.00	State and Local Fiscal Assistance Act Utilized		Special District Taxes	
JUDICIARY		Sale of Acquired Property		Bank Corp. Taxes	
Municipal Courts	5,150.00	Other Miscellaneous Revenues	12,985.52	Added and Omitted Taxes	
PUBLIC SAFETY		Total	670,612.02	Total Taxes Levied - ABSTRACT	574,184.76
Fire Protection	29,200.00	Prior Years Surplus Appropriated	50,000.00	Total Taxes Billed	573,751.42
Police Protection	800.00	REVENUES TOTAL	720,612.02	1992 TAXES COLLECTED	562,177.17
Civil Defense & Disaster Control	200.00	Reserve For Uncollected Taxes	51,000.00	1992 Taxes Cancelled, Abated or Adjusted	
Environmental Inspection & Control	2,100.00	CAPITAL OUTLAY TOTAL	88,138.46	Transfer to Tax Title Liens or Foreclosed	
Other Public Safety				Balance Outstanding Dec. 31, 1992	11,574.25
PUBLIC WORKS		Public Enterprises		PRIOR YEARS TAXES OUTSTANDING	
Streets and Drainage	15,825.00	Recreation-Culture		Balance January 1, 1992	16,705.49
Sewers and Sewage Processing		Public Works	38,138.46	Collected in 1992	16,705.49
Garbage and Trash Disposal	50,300.00	Buildings and Grounds		Cancelled, Abated or Adjusted 1992	
Public Buildings and Grounds	8,200.00	Library and Education		Transfers to Tax Title Liens or Foreclosed	
Other Public Works		Conservation		Balance December 31, 1992	
HEALTH AND WELFARE		All Other		TAX TITLE LIENS OUTSTANDING	
Health Services Except Environmental	10,650.00	CAPITAL DEBT AUTHORIZED, DECEMBER 31, 1992		Balance January 1, 1992	
Welfare-Public Assistance	200.00	ISSUED AND UNISSUED	GROSS DEBT	Transfer From Taxes	
Hospital, Clinics, First Aid		School		Redeemed in 1992	
Animal, Insect, & Rodent Control		Self-Liquidating		Cancelled, Abated or Adjusted (1992)	
Other Welfare Services		Other	74,800	Transfers to Foreclosed Property	
RECREATION AND CONSERVATION		Total	74,800	Balance December 31, 1992	
Beaches and Boardwalks		ISSUED AND OUTSTANDING		PROPERTY ACQUIRED BY DEED OR	
Parks, Playgrounds, Shade Trees	1,650.00	School		FORECLOSURE	
Land Reclamation & Conservation	25.00	Self-Liquidating		Balance January 1, 1992	
Other Recreational Services		Other		Transfers From Taxes or Liens	
EDUCATION (excluding schools)		Total		Sale for Cash (1992)	
Libraries				Cancelled, Abated or Adjusted (1992)	
Other Educational Services	500.00	EQUALIZED VALUATION BASIS		Balance December 31, 1992	
STATUTORY EXPENDITURES		FOR NET DEBT COMPUTATION	32,171,168	CURRENT FINANCES DECEMBER 31, 1992	
Pensions & F. I. C. A.	5,300.00	REAL PROPERTY VALUATIONS		ASSETS	
Employee Fringe Benefits		Code Class # of Parcels % VAL'N	ASSESSED VALUATION	Cash Dec. 31, 1992	193,248.43
Other Statutory Expenditures	500.00	1 Vacant Land 11 .59	160,400.00	Taxes Receivable	11,574.25
CETA And Other Public Employment Programs		2 Residential 154 85.10	23,025,900.00	Tax Title Liens	
MUNICIPAL FUNCTIONS		3 Farm 6 1.64	442,800.00	Foreclosed Property	
CAPITAL IMPROVEMENTS	5,000.00	4a Commercial 10 12.67	3,427,500.00	Emergencies & Other Deferred Charges	4,300.00
DEBT SERVICE		4b Industrial		State and Federal Aid Receivable	
Principal Payments	1,000.00	4c Apartments		Other Receivables	196.00
Interest Payments	148.75	Total	181	Total	209,818.68
DEFERRED CHARGES		Land Area .60 Sq. Miles		LIABILITIES, RESERVES, AND SURPLUS	
SCHOOL, COUNTY, SPECIAL DISTRICT TAXES	5,600.00	Net Valuation Taxable-Municipal	27,100,146	Cash Liabilities	51,153.11
RESERVE FOR UNCOLLECTED TAXES	467,025.11	Net Valuation Taxable-County	27,542,258	Reserves for Receivables	11,770.25
EXPENDITURES		State Equalized Valuation	32,756,156	Surplus Dec. 31, 1992	146,890.32
TOTAL	713,768.86	State Equalization Ratio	82.71	Total	209,813.68

Population 1980 3,926
 Population 1990 5,069
 S & P Rating
 Moody Rating

General Tax Rate Per \$100. 1.47
 State Equalized Tax Rate 1.63

MILLSTONE TOWNSHIP - MONMOUTH CO.

Form of Government:
 Township Committee

Number of Members on Governing Body - 3

PER CAPITA:

Gross Debt 2,440.13
 Net Debt 368.71
 Debt Service 43.99
 Total Tax Levy 1,924.34
 Municipal Expenditures 695.25

PER CENT:

Gross Debt 2.27
 Net Debt .34
 Tax Levy Collected 91.48
 Tax Levy Cancelled, Abated or Adjusted .49

EXPENDITURES		REVENUES-REALIZED		1992 PROPERTY TAX	
GENERAL GOVERNMENT		REVENUES-REALIZED		STATE EQUALIZED TAX RATE	
Governing Body & Public Boards		1992 Property Taxes Collected	3,923,577.95	Local District School Taxes	1.05
Municipal Clerk		1992 Payments in Lieu of Taxes		Regional & Consolidated School Tax	
Financial Administration	55,437.77	Delinquent Tax & Lien Collections	961,234.58	School Taxes in Municipal Budget	
Assessment of Taxes	110,370.35	Business Personality Replacement Taxes	45,528.60	County Taxes	.45 *
Collection of Taxes	44,586.96	Taxes from Public Utilities	682,918.00	County Library Taxes	.02
Planning, Housing & Development	62,840.14	Other Miscellaneous Tax Revenues		Local Municipal Purpose Taxes	.11
Human Resources	24,414.00	State Aid Revenues	259,133.45	Veteran & Senior Citizen Taxes	
Elections	1,419.89	Federal Aid Revenues		Total Taxes for Rate Computation	1.63
General Administration (other)	391,829.69	State and Local Fiscal Assistance Act Utilized		Special District Taxes	
JUDICIARY		Sale of Acquired Property		Bank Corp. Taxes	
Municipal Courts	75,053.50	Other Miscellaneous Revenues	799,153.39	Added and Omitted Taxes	
PUBLIC SAFETY		Total	11,671,545.97	Total Taxes Levied - ABSTRACT	
Fire Protection	10,615.00	Prior Years Surplus Appropriated	1,502,500.00	Total Taxes Billed	
Police Protection	35,000.00	REVENUES TOTAL	13,174,045.97	1992 TAXES COLLECTED	8,923,577.95
Civil Defense & Disaster Control	4,910.00	Reserve For Uncollected Taxes	1,142,251.00	1992 Taxes Cancelled, Abated or Adjusted	47,878.43
Environmental Inspection & Control	141,617.00	CAPITAL OUTLAY TOTAL	438,892.09	Transfer to Tax Title Liens or Foreclosed	42,288.40
Other Public Safety		Public Enterprises		Balance Outstanding Dec. 31, 1992	741,183.39
PUBLIC WORKS		Recreation-Culture		PRIOR YEARS TAXES OUTSTANDING	
Streets and Drainage	310,748.00	Public Works	438,892.09	Balance January 1, 1992	821,439.43
Sewers and Sewage Processing	36,999.00	Buildings and Grounds		Collected in 1992	782,677.56
Garbage and Trash Disposal	50,000.00	Library and Education		Cancelled, Abated or Adjusted 1992	4,473.79
Public Buildings and Grounds	155,925.00	Conservation		Transfers to Tax Title Liens or Foreclosed	1,278.64
Other Public Works		All Other		Balance December 31, 1992	33,009.44
HEALTH and WELFARE		CAPITAL DEBT AUTHORIZED, DECEMBER 31, 1992		TAX TITLE LIENS OUTSTANDING	
Health Services Except Environmental	4,000.00	ISSUED AND UNISSUED		Balance January 1, 1992	269,345.54
Welfare-Public Assistance	9,250.00	School	10,500,000	Transfer From Taxes	43,932.81
Hospital, Clinics, First Aid	4,000.00	Self-Liquidating		Redeemed in 1992	178,557.02
Animal, Insect, & Rodent Control	4,000.00	Other	1,869,000	Cancelled, Abated or Adjusted (1992)	52,654.02
Other Welfare Services		Total	12,369,000	Transfers to Foreclosed Property	
RECREATION and CONSERVATION		ISSUED AND OUTSTANDING		Balance December 31, 1992	82,067.31
Beaches and Boardwalks		School		PROPERTY ACQUIRED BY DEED OR FORECLOSURE	
Parks, Playgrounds, Shade Trees	1,347.00	Self-Liquidating		Balance January 1, 1992	76,930.00
Land Reclamation & Conservation	75,302.35	Other		Transfers From Taxes or Liens	
Other Recreational Services	23,989.20	Total		Sale for Cash (1992)	
EDUCATION (excluding schools)		EQUALIZED VALUATION BASIS		Cancelled, Abated or Adjusted (1992)	
Libraries		FOR NET DEBT COMPUTATION	544,563,038	Balance December 31, 1992	76,930.00
Other Educational Services		REAL PROPERTY VALUATIONS		CURRENT FINANCES DECEMBER 31, 1992	
STATUTORY EXPENDITURES		Code Class # of Parcels % VAL'N		ASSETS	
Pensions & F. L. C. A.	68,606.17	1 Vacant Land 1078 19.73	120,408,855.00	Cash Dec. 31, 1992	4,999,382.16
Employee Fringe Benefits	95,000.00	2 Residential 1488 62.97	383,743,000.00	Taxes Receivable	774,192.82
Other Statutory Expenditures	10,000.00	3 Farm 757 11.20	63,331,510.00	Tax Title Liens	92,067.31
CETA And Other Public Employment Programs		4a Commercial 65 5.17	31,542,900.00	Foreclosed Property	76,930.00
MUNICIPAL FUNCTIONS TOTAL	1,809,311.02	4b Industrial 4 .66	4,056,200.00	Emergencies & Other Deferred Charges	527.00
CAPITAL IMPROVEMENTS *MEMO*	308,000.00	4c Apartments 6 .37	2,273,700.00	State and Federal Aid Receivable	
DEBT SERVICE		Total	610,356,065.00	Other Receivables	15,893.89
Principal Payments	150,000.00	Land Area 37.38 Sq. Miles		Total	5,948,993.18
Interest Payments	73,007.50	Net Valuation Taxable-Municipal	613,451,973	LIABILITIES, RESERVES, AND SURPLUS	
DEFERRED CHARGES	349,669.83	Net Valuation Taxable-County	578,958,496	Cash Liabilities	2,097,875.65
SCHOOL, COUNTY, SPECIAL DISTRICT TAXES	8,679,095.66	State Equalized Valuation	552,570,224	Reserves for Receivables	949,084.02
RESERVE FOR UNCOLLECTED TAXES	1,142,251.00	State Equalization Ratio	111.03	Surplus Dec. 31, 1992	2,902,033.51
EXPENDITURES TOTAL	12,203,335.01			Total	5,948,993.18

1212
 Population 1980 7,136
 Population 1990 6,968
 S & P Rating
 Moody Rating AAA

General Tax Rate Per \$100. 3.76
 State Equalized Tax Rate 2.15

MILLTOWN BOROUGH - MIDDLESEX CO.
 Form of Government:
 Borough Council
 Number of Members on Governing Body - 6

PER CAPITA:
 Gross Debt 1,608.77
 Net Debt 754.21
 Debt Service 80.46
 Total Tax Levy 1,330.14
 Municipal Expenditures 606.22
 PER CENT:
 Gross Debt 2.50
 Net Debt 1.17
 Tax Levy Collected 97.59
 Tax Levy Cancelled, Abated or Adjusted .09

EXPENDITURES	REVENUES-REALIZED	1992 PROPERTY TAX
GENERAL GOVERNMENT		STATE EQUALIZED TAX RATE
Governing Body & Public Boards		Local District School Taxes 1.34 5,801,396.00
Municipal Clerk		Regional & Consolidated School Tax
Financial Administration 75,855.00	1992 Property Taxes Collected 9,061,218.02	School Taxes in Municipal Budget
Assessment of Taxes 21,882.00	1992 Payments in Lieu of Taxes	County Taxes .43 1,871,538.42
Collection of Taxes 54,276.00	Delinquent Tax & Lien Collections 253,431.27	County Library Taxes
Planning, Housing & Development 27,475.00	Business Personalty Replacement Taxes 98,343.36	Local Municipal Purpose Taxes .36 1,572,488.93
Human Resources 48,452.00	Taxes from Public Utilities 177,940.00	Veteran & Senior Citizen Taxes 79,550.00
Elections 4,880.00	Other Miscellaneous Tax Revenues	Total Taxes for Rate Computation 2.13 9,324,973.35
General Administration (other) 455,374.00	State Aid Revenues 502,120.67	Special District Taxes
JUDICIARY	Federal Aid Revenues	Bank Corp. Taxes
Municipal Courts 57,717.00	State and Local Fiscal Assistance Act Utilized	Added and Omitted Taxes 23,002.96
PUBLIC SAFETY	Sale of Acquired Property	Total Taxes Levied - ABSTRACT 9,268,426.31
Fire Protection 62,719.00	Other Miscellaneous Revenues 840,573.22	Total Taxes Billed 9,284,991.60
Police Protection 721,578.46	Total 10,933,626.54	1992 TAXES COLLECTED
Civil Defense & Disaster Control 4,100.00	Prior Years Surplus Appropriated 820,000.00	1992 Taxes Cancelled, Abated or Adjusted 8,469.78
Environmental Inspection & Control 31,585.00	REVENUES TOTAL 11,753,626.54	Transfer to Tax Title Liens or Foreclosed 31,159.12
Other Public Safety	Reserve For Uncollected Taxes -325,266.72	Balance Outstanding Dec. 31, 1992 184,144.68
PUBLIC WORKS	CAPITAL OUTLAY TOTAL 2,586,768.13	PRIOR YEARS TAXES OUTSTANDING
Streets and Drainage 227,035.00	Public Enterprises 1,046,814.83	Balance January 1, 1992 204,625.34
Sewers and Sewage Processing 35,711.00	Recreation-Culture 19,317.16	Collected in 1992 199,431.27
Garbage and Trash Disposal 433,310.00	Public Works 1,374,735.37	Cancelled, Abated or Adjusted 1992 11.67
Public Buildings and Grounds 107,522.00	Buildings and Grounds 143,919.14	Transfers to Tax Title Liens or Foreclosed 4,924.80
Other Public Works 6,700.00	Library and Education 1,981.63	Balance December 31, 1992 57.60
HEALTH and WELFARE	Conservation	TAX TITLE LIENS OUTSTANDING
Health Services Except Environmental 16,695.00	All Other	Balance January 1, 1992 85,639.46
Welfare-Public Assistance 3,690.00	CAPITAL DEBT AUTHORIZED, DECEMBER 31, 1992	Transfer From Taxes 37,255.39
Hospital, Clinics, First Aid	ISSUED AND UNISSUED GROSS DEBT NET DEBT	Redeemed in 1992 54,000.00
Animal, Insect, & Rodent Control 3,145.00	School 1,160,000	Cancelled, Abated or Adjusted (1992)
Other Welfare Services	Self-Liquidating 3,884,000	Transfers to Foreclosed Property
RECREATION and CONSERVATION	Other 6,165,939 5,255,367	Balance December 31, 1992 68,894.85
Beaches and Boardwalks	Total 11,209,939 5,255,367	PROPERTY ACQUIRED BY DEED OR FORECLOSURE
Parks, Playgrounds, Shade Trees 131,663.00	ISSUED AND OUTSTANDING	Balance January 1, 1992 3,400.00
Land Reclamation & Conservation 15,313.21	School 1,160,000.00	Transfers From Taxes or Liens
Other Recreational Services 116,832.00	Self-Liquidating 1,660,000.00	Sale for Cash (1992)
EDUCATION (excluding schools)	Other 3,985,000.00	Cancelled, Abated or Adjusted (1992)
Libraries 147,596.00	Total 6,805,000.00	Balance December 31, 1992 3,400.00
Other Educational Services	EQUALIZED VALUATION BASIS FOR NET DEBT COMPUTATION 448,227,990	CURRENT FINANCES DECEMBER 31, 1992
STATUTORY EXPENDITURES	REAL PROPERTY VALUATIONS	ASSETS
Pensions & F. L. C. A. 139,233.00	Code Class # of Parcels % VAL'N ASSESSED VALUATION	Cash Dec. 31, 1992 1,096,163.53
Employee Fringe Benefits 236,000.00	1 Vacant Land 80 1.41 3,456,600.00	Taxes Receivable 184,202.28
Other Statutory Expenditures	2 Residential 2345 87.18 214,308,500.00	Tax Title Liens 68,894.85
CETA And Other Public Employment Programs	3 Farm	Foreclosed Property 3,400.00
MUNICIPAL FUNCTIONS TOTAL 3,166,386.67	4a Commercial 97 7.56 18,585,600.00	Emergencies & Other Deferred Charges
CAPITAL IMPROVEMENTS *ME 40* 10,000.00	4b Industrial 5 3.24 7,976,300.00	State and Federal Aid Receivable 5,493.15
DEBT SERVICE	4c Apartments 8 .61 1,503,600.00	Other Receivables 311,188.27
Principal Payments 332,000.00	Total 2536 265,830,600.00	Total 1,669,342.14
Interest Payments 228,667.95	Land Area 1.60 Sq. Miles	LIABILITIES, RESERVES, AND SURPLUS
DEFERRED CHARGES 171,817.71	Net Valuation Taxable-Municipal 246,329,495	Cash Liabilities 438,497.75
SCHOOL, COUNTY, SPECIAL DISTRICT TAXES 7,672,934.42	Net Valuation Taxable-County 434,606,856	Reserves for Receivables 567,685.47
RESERVE FOR UNCOLLECTED TAXES 325,266.72	State Equalized Valuation 431,100,742	Surplus Dec. 31, 1992 663,158.93
EXPENDITURES TOTAL 11,897,073.37	State Equalization Ratio 57.09	Total 1,669,342.14

0610
 Population 1980 24,815
 Population 1990 25,992
 S & P Rating A
 Moody Rating

General Tax Rate Per \$100. 3.35
 State Equalized Tax Rate 2.66

MILLVILLE CITY - CUMBERLAND COUNTY

Form of Government:
 Commission (1911)

Number of Members on Governing Body - 5

PER CAPITA:
 Gross Debt 1,539.37
 Net Debt 382.09
 Debt Service 69.41
 Total Tax Levy 876.43
 Municipal Expenditures 607.21

PER CENT:
 Gross Debt 5.10
 Net Debt 1.27
 Tax Levy Collected 93.49
 Tax Levy Cancelled, Abated or Adjusted .35

EXPENDITURES		REVENUES-REALIZED		1992 PROPERTY TAX	
GENERAL GOVERNMENT		REVENUES-REALIZED		STATE EQUALIZED TAX RATE	
Governing Body & Public Boards		1992 Property Taxes Collected	19,509,275.20	Local District School Taxes	.37 7,407,803.00
Municipal Clerk	134,300.00	1992 Payments in Lieu of Taxes	17,180.24	Regional & Consolidated School Tax	.02 196,090.02
Financial Administration	216,210.15	Delinquent Tax & Lien Collections	946,535.18	School Taxes in Municipal Budget	.02 *
Assessment of Taxes	195,750.00	Business Personalty Replacement Taxes	478,329.96	County Taxes	.95 * 8,068,386.46
Collection of Taxes	192,050.00	Taxes from Public Utilities	2,082,467.00	County Library Taxes	
Planning, Housing & Development	194,950.00	Other Miscellaneous Tax Revenues		Local Municipal Purpose Taxes	.81 6,903,061.47
Human Resources	587,018.00	State Aid Revenues	4,702,086.17	Veteran & Senior Citizen Taxes	
Elections	37,150.00	Federal Aid Revenues		Total Taxes for Rate Computation	2.65 22,866,425.95
General Administration (other)	2,971,078.73	State and Local Fiscal Assistance Act Utilized		Special District Taxes	
JUDICIARY		Sale of Acquired Property		Bank Corp. Taxes	
Municipal Courts	157,500.00	Other Miscellaneous Revenues	1,501,901.95	Added and Omitted Taxes	206,034.20
PUBLIC SAFETY		Total	29,237,775.70	Total Taxes Levied - ABSTRACT	22,781,375.15
Fire Protection	326,232.50	Prior Years Surplus Appropriated	1,327,500.00	Total Taxes Billed	20,867,649.81
Police Protection	2,337,592.76	REVENUES TOTAL	30,565,275.70	1992 TAXES COLLECTED	19,509,275.20
Civil Defense & Disaster Control	12,600.00	CAPITAL OUTLAY		1992 Taxes Cancelled, Abated or Adjusted	72,253.41
Environmental Inspection & Control	262,850.00	Total	4,361,843.37	Transfer to Tax Title Liens or Foreclosed	163,358.90
Other Public Safety		Public Enterprises		Balance Outstanding Dec. 31, 1992	1,112,762.30
PUBLIC WORKS		Recreation-Culture	24,073.98	PRIOR YEARS TAXES OUTSTANDING	
Streets and Drainage	1,189,854.00	Public Works	170,432.52	Balance January 1, 1992	768,235.97
Sewers and Sewage Processing	129,500.00	Buildings and Grounds	2,504,186.39	Collected in 1992	746,894.37
Garbage and Trash Disposal	1,200,500.00	Library and Education		Cancelled, Abated or Adjusted 1992	2,369.01
Public Buildings and Grounds	292,000.00	Conservation		Transfers to Tax Title Liens or Foreclosed	10,251.50
Other Public Works	203,390.02	All Other		Balance December 31, 1992	8,721.09
HEALTH and WELFARE		CAPITAL DEBT AUTHORIZED, DECEMBER 31, 1992		TAX TITLE LIENS OUTSTANDING	
Health Services Except Environmental	58,800.00	ISSUED AND UNISSUED		Balance January 1, 1992	521,935.13
Welfare-Public Assistance	73,925.00	School	17,962,900	Transfer From Taxes	175,733.32
Hospital, Clinics, First Aid	30,000.00	Self-Liquidating	13,778,628	Redeemed in 1992	199,640.71
Animal, Insect, & Rodent Control	16,000.00	Other	8,243,883	Cancelled, Abated or Adjusted (1992)	1,267.46
Other Welfare Services		Total	39,985,412	Transfers to Foreclosed Property	
RECREATION and CONSERVATION		ISSUED AND OUTSTANDING		Balance December 31, 1992	496,760.28
Beaches and Boardwalks		School	16,078,000.00	PROPERTY ACQUIRED BY DEED OR FORECLOSURE	
Parks, Playgrounds, Shade Trees	267,225.00	Self-Liquidating	5,432,228.45	Balance January 1, 1992	142,730.00
Land Reclamation & Conservation		Other	5,135,768.23	Transfers From Taxes or Liens	
Other Recreational Services	17,575.00	Total	26,645,996.68	Sale for Cash (1992)	
EDUCATION (excluding schools)		EQUALIZED VALUATION BASIS		Cancelled, Abated or Adjusted (1992)	
Libraries	407,000.00	FOR NET DEBT COMPUTATION	784,415,851	Balance December 31, 1992	142,730.00
Other Educational Services		REAL PROPERTY VALUATIONS		CURRENT FINANCES DECEMBER 31, 1992	
STATUTORY EXPENDITURES		Code Class # of Parcels % VALN		ASSETS	
Pensions & F. I. C. A.	299,930.00	1 Vacant Land 1618 3.30	25,372,100.00	Cash Dec. 31, 1992	5,045,443.10
Employee Fringe Benefits	1,200,000.00	2 Residential 7248 62.99	420,593,100.00	Taxes Receivable	1,121,483.39
Other Statutory Expenditures		3 Farm 178 .89	5,939,700.00	Tax Title Liens	496,760.28
CETA And Other Public Employment Programs		4a Commercial 389 13.77	91,958,200.00	Foreclosed Property	142,730.00
MUNICIPAL FUNCTIONS TOTAL	13,011,031.21	4b Industrial 73 14.21	94,893,100.00	Emergencies & Other Deferred Charges	2,137,691.08
CAPITAL IMPROVEMENTS *MEMO*	100,000.00	4c Apartments 35 4.34	28,989,100.00	State and Federal Aid Receivable	1,351,529.68
DEBT SERVICE		Total 9541	667,745,300.00	Other Receivables	625,848.02
Principal Payments	1,046,855.66	Land Area 43.00 Sq. Miles		Total	10,921,485.55
Interest Payments	757,334.04	Net Valuation Taxable-Municipal	675,248,345	LIABILITIES, RESERVES, AND SURPLUS	
TYPE I SCHL DEBT *MEMO	1,164,854.99	Net Valuation Taxable-County	818,762,255	Cash Liabilities	4,720,833.37
DEFERRED CHARGES		State Equalized Valuation	847,751,315	Reserves for Receivables	2,386,821.69
SCHOOL COUNTY, SPECIAL DISTRICT TAXES	15,672,279.48	State Equalization Ratio	79.47	Surplus Dec. 31, 1992	3,813,830.49
RESERVE FOR UNCOLLECTED TAXES				Total	10,921,485.55
EXPENDITURES TOTAL	31,454,867.90				

1420

Population 1980 3,325
Population 1990 3,333
S & P Rating A
Moody Rating

General Tax Rate Per \$100. 2.43
State Equalized Tax Rate 2.46

MINE HILL TOWNSHIP - MORRIS COUNTY
Form of Government:
Mayor-Council Plan E (OMCL 50)
Number of Members on Governing Body - 5

PER CAPITA: Gross Debt 616.01
Net Debt 295.95
Debt Service 36.47
Total Tax Levy 1,488.55
Municipal Expenditures 645.14
PER CENT: Gross Debt .99
Net Debt .43
Tax Levy Collected 92.57
Tax Levy Cancelled, Abated or Adjusted .32

Table with columns: EXPENDITURES, REVENUES-REALIZED, CAPITAL OUTLAY, CAPITAL DEBT AUTHORIZED, EQUALIZED VALUATION BASIS, REAL PROPERTY VALUATIONS, and 1992 PROPERTY TAX. Includes sub-sections like GENERAL GOVERNMENT, PUBLIC SAFETY, PUBLIC WORKS, HEALTH and WELFARE, RECREATION and CONSERVATION, EDUCATION, STATUTORY EXPENDITURES, MUNICIPAL FUNCTIONS, DEFERRED CHARGES, SCHOOL, COUNTY, SPECIAL DISTRICT TAXES, RESERVE FOR UNCOLLECTED TAXES, and 1992 TAXES COLLECTED.

Population 1980 3,318
 Population 1990 3,303
 S & P Rating
 Moody Rating A

General Tax Rate Per \$100. 1.62
 State Equalized Tax Rate 1.62

MONMOUTH BEACH BORO. - MONMOUTH CO.

Form of Government:
Commission (1911)

Number of Members on Governing Body - 3

PER CAPITA: PER CENT:
 Gross Debt 1,167.63 Gross Debt .96
 Net Debt 994.75 Net Debt .82
 Debt Service 130.97 Tax Levy Collected 94.63
 Total Tax Levy 1,881.07 Tax Levy Cancelled, Abated
 Municipal Expenditures 1,011.00 or Adjusted

EXPENDITURES	REVENUES-REALIZED	1992 PROPERTY TAX	
GENERAL GOVERNMENT		STATE EQUALIZED TAX RATE	
Governing Body & Public Boards		Local District School Taxes	.42 1,614,569.50
Municipal Clerk		Regional & Consolidated School Tax	.30 1,142,887.23
Financial Administration	45,600.00	School Taxes in Municipal Budget	
Assessment of Taxes	56,100.00	County Taxes	.45 * 1,740,094.25
Collection of Taxes		County Library Taxes	.02 56,957.47
Planning, Housing & Development	21,550.00	Local Municipal Purpose Taxes	.43 1,646,320.15
Human Resources	53,359.00	Veteran & Senior Citizen Taxes	15,950.00
Elections	2,650.00	Total Taxes for Rate Computation	1.62 6,226,778.60
General Administration (other)	390,200.00	Special District Taxes	
JUDICIARY		Bank Corp. Taxes	
Municipal Courts	54,000.00	Added and Omitted Taxes	5,310.42
PUBLIC SAFETY		Total Taxes Levied - ABSTRACT	6,216,139.02
Fire Protection	57,530.00	Total Taxes Billed	6,216,139.02
Police Protection	545,941.27	1992 TAXES COLLECTED	5,832,280.53
Civil Defense & Disaster Control	121,500.00	1992 Taxes Cancelled, Abated or Adjusted	
Environmental Inspection & Control	3,300.00	Transfer to Tax Title Liens or Foreclosed	
Other Public Safety		Balance Outstanding Dec. 31, 1992	333,858.44
PUBLIC WORKS		PRIOR YEARS TAXES OUTSTANDING	
Streets and Drainage	234,500.00	Balance January 1, 1992	219,773.39
Sewers and Sewage Processing	12,500.00	Collected in 1992	219,773.39
Gorbage and Trash Disposal	243,293.40	Cancelled, Abated or Adjusted 1992	1,517.93
Public Buildings and Grounds	44,250.00	Transfers to Tax Title Liens or Foreclosed	-1,517.93
Other Public Works	31,500.00	Balance December 31, 1992	
HEALTH and WELFARE		TAX TITLE LIENS OUTSTANDING	
Health Services Except Environmental	23,200.00	Balance January 1, 1992	28,310.88
Welfare-Public Assistance	250.00	Transfer From Taxes	
Hospital, Clinics, First Aid		Redeemed in 1992	6,224.11
Animal, Insect, & Rodent Control	6,000.00	Cancelled, Abated or Adjusted (1992)	
Other Welfare Services		Transfers to Foreclosed Property	
RECREATION and CONSERVATION		Balance December 31, 1992	22,086.77
Beaches and Boardwalks	122,006.60	PROPERTY ACQUIRED BY DEED OR FORECLOSURE	
Parks, Ploygrounds, Shade Trees	17,000.00	Balance January 1, 1992	118,710.00
Land Reclamation & Conservation	500.00	Transfers From Taxes or Liens	
Other Recreational Services	6,200.00	Sole for Cosh (1992)	
EDUCATION (excluding schools)		Cancelled, Abated or Adjusted (1992)	
Libraries	54,700.00	Balance December 31, 1992	118,710.00
Other Educational Services		CURRENT FINANCES DECEMBER 31, 1992	
STATUTORY EXPENDITURES		ASSETS	
Pensions & F. L. C. A.	189,425.00	Cash Dec. 31, 1992	1,724,502.16
Employee Fringe Benefits	163,730.00	Taxes Receivable	332,340.51
Other Statutory Expenditures		Tax Title Liens	22,086.77
CETA And Other Public Employment Programs		Foreclosed Property	118,710.00
MUNICIPAL FUNCTIONS TOTAL	2,513,755.27	Emergencies & Other Deferred Charges	194,500.00
CAPITAL IMPROVEMENTS *MEMO*	10,000.00	State and Federal Aid Receivable	
DEBT SERVICE		Other Receivables	6,043.82
Principal Payments	325,545.80	Total	2,398,183.26
Interest Payments	107,062.50	LIABILITIES, RESERVES, AND SURPLUS	
DEFERRED CHARGES	33,000.00	Cash Liabilities	754,041.69
SCHOOL, COUNTY, SPECIAL DISTRICT TAXES	4,564,508.45	Reserves for Receivables	479,181.10
RESERVE FOR UNCOLLECTED TAXES	354,970.53	Surplus Dec. 31, 1992	1,164,960.49
EXPENDITURES TOTAL	7,703,342.53	Total	2,398,183.26
		REVENUES-REALIZED	
		1992 Property Taxes Collected	5,882,280.53
		1992 Payments in Lieu of Taxes	
		Delinquent Tax & Lien Collections	225,997.49
		Business Personalty Replacement Taxes	7,945.63
		Taxes from Public Utilities	255,426.00
		Other Miscellaneous Tax Revenues	
		State Aid Revenues	197,217.91
		Federal Aid Revenues	
		State and Local Fiscal Assistance Act Utilized	
		Sole of Acquired Property	
		Other Miscellaneous Revenues	434,758.93
		Total	7,003,627.64
		Prior Years Surplus Appropriated	575,000.00
		REVENUES TOTAL	7,578,627.64
		Reserve For Uncollected Taxes	354,970.53
		CAPITAL OUTLAY TOTAL	185,374.59
		Public Enterprises	
		Recreation-Culture	16,584.55
		Public Works	124,323.40
		Buildings and Grounds	44,465.64
		Library and Education	
		Conservation	
		All Other	
		CAPITAL DEBT AUTHORIZED, DECEMBER 31, 1992	
		ISSUED AND UNISSUED GROSS DEBT NET DEBT	
		School	571,000
		Self-Liquidating	
		Other	3,285,668
		Total	3,856,668
		ISSUED AND OUTSTANDING	
		School	571,000.00
		Self-Liquidating	
		Other	1,386,000.00
		Total	1,957,000.00
		EQUALIZED VALUATION BASIS FOR NET DEBT COMPUTATION	400,895,529
		REAL PROPERTY VALUATIONS	
		Code Class # of Parcels % VAL'N ASSESSED VALUATION	
		1 Vacant Land 170 2.64 10,107,000.00	
		2 Residential 1916 93.34 357,302,300.00	
		3 Farm	
		4a Commercial 36 3.92 15,003,500.00	
		4b Industrial	
		4c Apartments 1 .10 395,000.00	
		Total 2123 382,797,800.00	
		Land Area 1.10 Sq. Miles	
		Net Valuation Taxable-Municipal	383,430,231
		Net Valuation Taxable-County	404,039,500
		State Equalized Valuation	382,475,623
		State Equalization Ratio	100.25

0911

Population 1980 21,639
Population 1990 26,703
S & P Rating
Moody Rating BAA1

General Tax Rate Per \$100. 3.48
State Equalized Tax Rate 2.14

MONROE TOWNSHIP - GLOUCESTER CO.
Form of Government:
Mayor-Council Plan F (OMCL 50)
Number of Members on Governing Body - 7

PER CAPITA:
Gross Debt 303.46
Net Debt 241.82
Debt Service 37.57
Total Tax Levy 709.76
Municipal Expenditures 530.48
PER CENT:
Gross Debt .98
Net Debt .78
Tax Levy Collected 92.91
Tax Levy Cancelled, Abated or Adjusted .11

Table with columns for EXPENDITURES, REVENUES-REALIZED, CAPITAL OUTLAY, CAPITAL DEBT AUTHORIZED, EQUALIZED VALUATION BASIS, REAL PROPERTY VALUATIONS, ASSESSED VALUATION, and 1992 PROPERTY TAX. Includes sub-sections like GENERAL GOVERNMENT, JUDICIARY, PUBLIC SAFETY, PUBLIC WORKS, HEALTH and WELFARE, RECREATION and CONSERVATION, EDUCATION, STATUTORY EXPENDITURES, MUNICIPAL FUNCTIONS, DEBT SERVICE, DEFERRED CHARGES, SCHOOL, COUNTY, SPECIAL DISTRICT TAXES, RESERVE FOR UNCOLLECTED TAXES, and 1992 PROPERTY TAX details.

1213

Population 1980 15,858
 Population 1990 22,255
 S & P Rating AAA
 Moody Rating AAA

General Tax Rate Per \$100. 6.32
 State Equalized Tax Rate 1.67

MONROE TOWNSHIP - MIDDLESEX CO.
 Form of Government:
 Mayor-Council Plan F (OMCL 50)
 Number of Members on Governing Body - 5

PER CAPITA: Gross Debt 720.87 PER CENT: Gross Debt .39
 Net Debt 658.06 Net Debt .80
 Debt Service 72.89 Tax Levy Collected 97.59
 Total Tax Levy 1,391.50 Tax Levy Cancelled, Abated
 Municipal Expenditures 468.49 or Adjusted .17

EXPENDITURES		REVENUES-REALIZED		1992 PROPERTY TAX	
GENERAL GOVERNMENT		REVENUES-REALIZED		STATE EQUALIZED TAX RATE	
Governing Body & Public Boards	37,330.00	1992 Property Taxes Collected	30,278,051.20	Local District School Taxes	.97 16,964,280.00
Municipal Clerk	122,336.00	1992 Payments in Lieu of Taxes		Regional & Consolidated School Tax	
Financial Administration	158,064.00	Delinquent Tax & Lien Collections	811,764.26	School Taxes in Municipal Budget	
Assessment of Taxes	108,769.00	Business Personalty Replacement Taxes	157,210.52	County Taxes	.37 6,543,527.04
Collection of Taxes	96,950.00	Taxes from Public Utilities	1,738,490.00	County Library Taxes	
Planning, Housing & Development	153,164.00	Other Miscellaneous Tax Revenues	26,905.13	Local Municipal Purpose Taxes	.32 5,588,393.00
Human Resources	346,354.00	State Aid Revenues	834,993.49	Veteran & Senior Citizen Taxes	197,800.00
Elections	14,828.00	Federal Aid Revenues		Total Taxes for Rate Computation	1.66 29,294,000.04
General Administration (other)	1,170,407.00	State and Local Fiscal Assistance Act Utilized		Special District Taxes	1,341,373.00
JUDICIARY		Sale of Acquired Property		Bank Corp. Taxes	
Municipal Courts	115,846.18	Other Miscellaneous Revenues	912,173.16	Added and Omitted Taxes	530,262.23
PUBLIC SAFETY		Total	34,759,587.76	Total Taxes Levied - ABSTRACT	30,967,835.27
Fire Protection	167,000.00	Prior Years Surplus Appropriated	508,000.00	Total Taxes Billed	31,026,691.26
Police Protection	2,051,722.00	REVENUES TOTAL	35,267,587.76	1992 TAXES COLLECTED	30,278,051.20
Civil Defense & Disaster Control	29,309.00	Reserve For Uncollected Taxes	939,960.60	1992 Taxes Cancelled, Abated or Adjusted	52,450.08
Environmental Inspection & Control	305,652.00	CAPITAL OUTLAY TOTAL	3,770,676.32	Transfer to Tax Title Liens or Foreclosed	76,946.44
Other Public Safety		Public Enterprises		Balance Outstanding Dec. 31, 1992	619,243.64
PUBLIC WORKS		Recreation-Culture	12,954.87	PRIOR YEARS TAXES OUTSTANDING	
Streets and Drainage	1,105,586.00	Public Works	210,531.42	Balance January 1, 1992	748,691.40
Sewers and Sewage Processing		Buildings and Grounds	3,535,071.86	Collected in 1992	670,400.30
Garbage and Trash Disposal		Library and Education	12,218.17	Cancelled, Abated or Adjusted 1992	3,593.48
Public Buildings and Ground.	145,432.00	Conservation		Transfers to Tax Title Liens or Foreclosed	22,096.95
Other Public Works	65,000.00	All Other		Balance December 31, 1992	52,600.67
HEALTH and WELFARE		CAPITAL DEBT AUTHORIZED, DECEMBER 31, 1992		TAX TITLE LIENS OUTSTANDING	
Health Services Except Environmental	13,677.00	ISSUED AND UNISSUED		Balance January 1, 1992	279,404.55
Welfare-Public Assistance	6,380.00	School	1,398,000	Transfer From Taxes	104,276.54
Hospital, Clinics, First Aid		Self-Liquidating		Redeemed in 1992	141,363.96
Animal, Insect, & Rodent Control	18,555.00	Other	14,645,072	Cancelled, Abated or Adjusted (1992)	
Other Welfare Services		Total	16,043,072	Transfers to Foreclosed Property	
RECREATION and CONSERVATION		ISSUED AND OUTSTANDING		Balance December 31, 1992	242,317.13
Beaches and Boardwalks		School	1,398,000.00	PROPERTY ACQUIRED BY DEED OR	
Parks, Playgrounds, Shade Trees	18,509.00	Self-Liquidating		FORECLOSURE	
Land Reclamation & Conservation	9,234.06	Other	11,460,000.00	Balance January 1, 1992	369,275.00
Other Recreational Services	292,196.00	Total	12,858,000.00	Transfers From Taxes or Liens	
EDUCATION (excluding schools)		EQUALIZED VALUATION BASIS		Sale for Cash (1992)	
Libraries	229,754.00	FOR NET DEBT COMPUTATION	1,822,302.410	Cancelled, Abated or Adjusted (1992)	
Other Educational Services		REAL PROPERTY VALUATIONS		Balance December 31, 1992	369,275.00
STATUTORY EXPENDITURES		Code Class # of Parcels % VAL'N		CURRENT FINANCES DECEMBER 31, 1992	
Pensions & F. L. C. A.	344,000.00	1 Vacant Land 2541 2.49	11,417,500.00	ASSETS	
Employee Fringe Benefits	627,800.00	2 Residential 9744 71.92	329,291,200.00	Cash Dec. 31, 1992	1,898,148.62
Other Statutory Expenditures	1,000.60	3 Farm 717 3.46	15,820,200.00	Taxes Receivable	671,844.31
CETA And Other Public Employment Programs		4a Commercial 211 14.37	65,777,900.00	Tax Title Liens	242,317.13
MUNICIPAL FUNCTIONS TOTAL	7,757,794.84	4b Industrial 45 7.77	35,574,800.00	Foreclosed Property	369,275.00
CAPITAL IMPROVEMENTS *ME #0*	60,000.00	Total	457,831,600.00	Emergencies & Other Deferred Charges	291,000.00
DEBT SERVICE		Land Area 41.80 Sq. Miles		State and Federal Aid Receivable	26,135.76
Principal Payments	817,100.00	Net Valuation Taxable-Municipal	451,043,885	Other Receivables	34,778.68
Interest Payments	805,138.33	Net Valuation Taxable-County	1,529,647,153	Total	3,533,499.50
DEFERRED CHARGES	106,175.80	State Equalized Valuation	1,736,249,340	LIABILITIES, RESERVES, AND SURPLUS	
SCHOOL, COUNTY, SPECIAL DISTRICT TAXES	24,849,180.04	State Equalization Ratio	26.42	Cash Liabilities	1,229,712.01
RESERVE FOR UNCOLLECTED TAXES	939,960.60			Reserves for Receivables	1,319,215.12
EXPENDITURES TOTAL	35,275,349.61			Surplus Dec. 31, 1992	985,572.37

1914

Population 1980 2,066
 Population 1990 2,832
 S & P Rating
 Moody Rating BAA1

General Tax Rate Per \$100. 1.77
 State Equalized Tax Rate 1.73

MONTAGUE TWP. - SUSSEX CO.
 Form of Government:
Township Committee
 Number of Members on Governing Body - 3

PER CAPITA:
 Gross Debt 934.92
 Net Debt 801.09
 Debt Service 79.22
 Total Tax Levy 1,239.47
 Municipal Expenditures 627.94

PER CENT:
 Gross Debt 1.29
 Net Debt 1.11
 Tax Levy Collected 86.44
 Tax Levy Cancelled, Abated or Adjusted

EXPENDITURES		REVENUES-REALIZED		1992 PROPERTY TAX	
GENERAL GOVERNMENT		REVENUES-REALIZED		STATE EQUALIZED TAX RATE	
Governing Body & Public Boards		1992 Property Taxes Collected	3,045,912.37	Local District School Taxes	1.06 2,123,701.50
Municipal Clerk		1992 Payments in Lieu of Taxes		Regional & Consolidated School Tax	
Financial Administration	43,941.00	Delinquent Tax & Lien Collections	437,232.71	School Taxes in Municipal Budget	
Assessment of Taxes	27,125.00	Business Personality Replacement Taxes	12,412.08	County Taxes	.36 * 715,243.40
Collection of Taxes	42,120.00	Taxes from Public Utilities	217,728.47	County Library Taxes	.03 54,152.43
Planning, Housing & Development	19,700.00	Other Miscellaneous Tax Revenues		Local Municipal Purpose Taxes	.28 558,566.00
Human Resources	14,727.00	State Aid Revenues	124,665.00	Veteran & Senior Citizen Taxes	23,650.00
Elections	1,600.00	Federal Aid Revenues		Total Taxes for Rate Computation	1.73 3,475,313.33
General Administration (other)	175,231.00	State and Local Fiscal Assistance Act Utilized		Special District Taxes	
JUDICIARY		Sale of Acquired Property		Bank Corp. Taxes	
Municipal Courts	28,229.50	Other Miscellaneous Revenues	193,190.19	Added and Omitted Taxes	55,669.81
PUBLIC SAFETY		Total	4,031,143.82	Total Taxes Levied - ABSTRACT	3,507,333.14
Fire Protection	46,085.00	Prior Years Surplus Appropriated	210,000.00	Total Taxes Billed	3,523,752.25
Police Protection	6,500.00	REVENUES TOTAL	4,241,143.82	1992 TAXES COLLECTED	3,045,912.37
Civil Defense & Disaster Control	1,225.00	Reserve For Uncollected Taxes	529,881.00	1992 Taxes Cancelled, Abated or Adjusted	
Environmental Inspection & Control	46,810.00	CAPITAL OUTLAY TOTAL	76,196.90	Transfer to Tax Title Liens or Foreclosed	
Other Public Safety		Public Enterprises		Balance Outstanding Dec. 31, 1992	477,839.89
PUBLIC WORKS		Recreation-Culture		PRIOR YEARS TAXES OUTSTANDING	
Streets and Drainage	304,155.00	Public Works	63,569.25	Balance January 1, 1992	467,539.48
Sewers and Sewage Processing	200.00	Buildings and Grounds	12,627.65	Collected in 1992	426,331.08
Garbage and Trash Disposal	10,000.00	Library and Education		Cancelled, Abated or Adjusted 1992	
Public Buildings and Grounds	41,500.00	Conservation		Transfers to Tax Title Liens or Foreclosed	
Other Public Works		All Other		Balance December 31, 1992	41,208.40
HEALTH and WELFARE		CAPITAL DEBT AUTHORIZED, DECEMBER 31, 1992		TAX TITLE LIENS OUTSTANDING	
Health Services Except Environmental	3,300.00	ISSUED AND UNISSUED		Balance January 1, 1992	156,396.45
Welfare-Public Assistance	4,822.00	School	379,000	Transfer from Taxes	
Hospital, Clinics, First Aid		Self-Liquidating		Redeemed in 1992	10,901.63
Animal, Insect, & Rodent Control	42,805.00	Other	2,268,700	Cancelled, Abated or Adjusted (1992)	
Other Welfare Services		Total	2,647,700	Transfers to Foreclosed Property	
RECREATION and CONSERVATION		ISSUED AND OUTSTANDING		Balance December 31, 1992	145,496.82
Beaches and Boardwalks		School	29,000.00	PROPERTY ACQUIRED BY DEED OR FORECLOSURE	
Parks, Playgrounds, Shade Trees		Self-Liquidating		Balance January 1, 1992	
Land Reclamation & Conservation	1,231.00	Other	2,013,000.00	Transfers From Taxes or Liens	
Other Recreational Services	9,050.00	Total	2,042,000.00	Sale for Cash (1992)	
EDUCATION (excluding schools)		EQUALIZED VALUATION BASIS FOR NET DEBT COMPUTATION	205,167,592	Cancelled, Abated or Adjusted (1992)	
Libraries		REAL PROPERTY VALUATIONS		Balance December 31, 1992	
Other Educational Services	750.00	Code Class # of Parcels % VAL'N	ASSESSED VALUATION	CURRENT FINANCES DECEMBER 31, 1992	
STATUTORY EXPENDITURES		1 Vacant Land 1326 14.04	27,365,001.00	ASSETS	
Pensions & F. L. C. A.	36,395.00	2 Residential 1364 71.09	138,548,500.00	Cash Dec. 31, 1992	403,760.04
Employee Fringe Benefits	82,609.00	3 Farm 139 3.37	6,580,270.00	Taxes Receivable	519,048.28
Other Statutory Expenditures	800.00	4a Commercial 46 10.10	19,682,400.00	Tax Title Liens	145,496.82
CETA And Other Public Employment Programs		4b Industrial 5 1.00	1,956,500.00	Foreclosed Property	
MUNICIPAL FUNCTIONS TOTAL	989,910.50	4c Apartments 3 .39	769,000.00	Emergencies & Other Deferred Charges	53,600.00
CAPITAL IMPROVEMENTS *#E#0*	8,000.00	Total 2833	194,900,671.00	State and Federal Aid Receivable	16,333.39
DEBT SERVICE		Land Area 45.20 Sq. Miles		Other Receivables	15,399.89
Principal Payments	80,000.00	Net Valuation Taxable-Municipal	195,936,853	Total	1,158,636.42
Interest Payments	146,339.10	Net Valuation Taxable-County	207,013,272	LIABILITIES, RESERVES, AND SURPLUS	
DEFERRED CHARGES	36,200.00	State Equalized Valuation	200,382,276	Cash Liabilities	252,217.32
SCHOOL COUNTY, SPECIAL DISTRICT TAXES	2,893,097.33	State Equalization Ratio	97.77	Reserves for Receivables	671,232.62
RESERVE FOR UNCOLLECTED TAXES	529,831.00			Surplus Dec. 31, 1992	235,186.43
EXPENDITURES TOTAL	4,671,427.93			Total	1,158,636.42

0713

Population 1980 **38,321**
 Population 1990 **37,729**
 S & P Rating **AA**
 Moody Rating **AAA**

General Tax Rate Per \$100. **2.70**
 State Equalized Tax Rate **2.74**

MONTCLAIR TOWNSHIP - ESSEX COUNTY
 Form of Government:
Council-Manager Plan C (OMCL 50)
 Number of Members on Governing Body - 7

PER CAPITA:
 Grass Debt **1,555.16**
 Net Debt **668.07**
 Debt Service **127.24**
 Total Tax Levy **2,080.51**
 Municipal Expenditures **979.06**

PER CENT:
 Grass Debt **2.03**
 Net Debt **.87**
 Tax Levy Collected **94.53**
 Tax Levy Cancelled, Abated or Adjusted **1.66**

EXPENDITURES		REVENUES-REALIZED		1992 PROPERTY TAX	
GENERAL GOVERNMENT		1992 Property Taxes Collected		STATE EQUALIZED TAX RATE	
Governing Body & Public Boards	35,750.00	1992 Payments in Lieu of Taxes	74,204,576.95	Local District School Taxes	1.29
Municipal Clerk	143,177.00	Delinquent Tax & Lien Collections	188,652.34	Regional & Consolidated School Tax	
Financial Administration	203,576.50	Business Personalty Replacement Taxes	2,458,780.27	School Taxes in Municipal Budget	.07
Assessment of Taxes	157,475.00	Taxes from Public Utilities	393,965.72	County Taxes	.62
Collection of Taxes	81,441.00	Other Miscellaneous Tax Revenues	1,920,007.91	County Library Taxes	
Planning, Housing & Development	214,568.00	State Aid Revenues	2,814,286.14	Local Municipal Purpose Taxes	.76
Human Resources	330,497.00	Federal Aid Revenues		Veteran & Senior Citizen Taxes	
Elections	63,860.00	State and Local Fiscal Assistance Act Utilized		Total Taxes for Rate Computation	2.74
General Administration (other)	5,703,537.15	Sale of Acquired Property		Special District Taxes	
JUDICIARY		Other Miscellaneous Revenues	4,594,013.29	Bank Corp. Taxes	
Municipal Courts	330,892.00	Prior Years Surplus Appropriated	2,070,000.00	Added and Omitted Taxes	76,538.26
PUBLIC SAFETY		REVENUES TOTAL	88,644,282.62	Total Taxes Levied - ABSTRACT	78,495,374.00
Fire Protection	4,365,354.20	Reserve For Uncollected Taxes	3,163,600.00	Total Taxes Billed	78,495,374.00
Police Protection	5,680,988.65	CAPITAL OUTLAY TOTAL	4,513,611.13	1992 TAXES COLLECTED	74,204,576.95
Civil Defense & Disaster Control		Public Enterprises	41,359.31	1992 Taxes Cancelled, Abated or Adjusted	1,305,215.81
Environmental Inspection & Control	295,396.00	Recreation-Culture	621,591.74	Transfer to Tax Title Liens or Foreclosed	62,306.50
Other Public Safety		Public Works	743,688.92	Balance Outstanding Dec. 31, 1992	2,923,274.74
PUBLIC WORKS		Buildings and Grounds	2,966,040.78	PRIOR YEARS TAXES OUTSTANDING	
Streets and Drainage	877,694.70	Library and Education	140,930.38	Balance January 1, 1992	2,318,840.51
Sewers and Sewage Processing	3,499,845.00	Conservation		Collected in 1992	2,230,959.66
Garbage and Trash Disposal	1,079,475.00	All Other		Cancelled, Abated or Adjusted 1992	18,356.03
Public Buildings and Grounds	376,718.00	CAPITAL DEBT AUTHORIZED, DECEMBER 31, 1992		Transfers to Tax Title Liens or Foreclosed	140.36
Other Public Works	279,978.00	ISSUED AND UNISSUED		Balance December 31, 1992	69,384.46
HEALTH and WELFARE		School	21,219,011	TAX TITLE LIENS OUTSTANDING	
Health Services Except Environmental	649,092.00	Self-Liquidating	4,465,970	Balance January 1, 1992	405,399.57
Welfare-Public Assistance	186,275.00	Other	32,989,794	Transfer From Taxes	62,508.82
Hospital, Clinics, First Aid		Total	58,674,775	Redeemed in 1992	227,820.61
Animal, Insect, & Radent Control	59,567.16	ISSUED AND OUTSTANDING		Cancelled, Abated or Adjusted (1992)	
Other Welfare Services		School	19,581,750.00	Transfers to Foreclosed Property	
RECREATION and CONSERVATION		Self-Liquidating	3,565,970.00	Balance December 31, 1992	240,087.79
Beaches and Boardwalks		Other	8,108,996.11	PROPERTY ACQUIRED BY DEED OR FORECLOSURE	
Parks, Playgrounds, Shade Trees	592,835.00	Total	31,256,716.11	Balance January 1, 1992	135,400.00
Land Reclamation & Conservation	368,673.75	EQUALIZED VALUATION BASIS		Transfers From Taxes or Liens	
Other Recreational Services	515,255.00	FOR NET DEBT COMPUTATION	2,893,471,890	Sale for Cash (1992)	
EDUCATION (excluding schools)		REAL PROPERTY VALUATIONS		Cancelled, Abated or Adjusted (1992)	
Libraries	1,919,441.00	Code Class # of Parcels % VAL'N ASSESSED VALUATION		Balance December 31, 1992	135,400.00
Other Educational Services		1 Vacant Land 319 .96 24,795,200.00		CURRENT FINANCES DECEMBER 31, 1992	
STATUTORY EXPENDITURES		2 Residential 9259 84.87 2,453,609,500.00		ASSETS	
Pensions & F. L. C. A.	874,595.48	3 Farm 574 9.26 257,911,600.00		Cash Dec. 31, 1992	9,754,537.83
Employee Fringe Benefits		4b Industrial 4 .12 3,373,900.00		Taxes Receivable	2,992,659.20
Other Statutory Expenditures	1,000.00	4c Apartments 160 4.70 141,534,900.00		Tax Title Liens	240,087.78
CETA And Other Public Employment Programs		Total 10316 2,891,125,100.00		Foreclosed Property	135,400.00
MUNICIPAL FUNCTIONS TOTAL	28,899,012.59	Land Area 6.20 Sq. Miles		Emergencies & Other Deferred Charges	75,000.00
CAPITAL IMPROVEMENTS *MEMO*	175,000.00	Net Valuation Taxable-Municipal	2,909,057,700	State and Federal Aid Receivable	336,852.27
DEBT SERVICE		Net Valuation Taxable-County	2,852,135,342	Other Receivables	81,428.86
Principal Payments	2,600,421.12	State Equalized Valuation	2,868,961,707	Total	13,615,965.94
Interest Payments	2,203,302.95	State Equalization Ratio	101.41	LIABILITIES, RESERVES, AND SURPLUS	
TYPE I SCHL DEBT *MEMO	2,146,619.35			Cash Liabilities	6,949,338.49
DEFERRED CHARGES	75,500.00			Reserves for Receivables	3,449,575.84
SCHOOL, COUNTY, SPECIAL DISTRICT TAXES	56,639,183.22			Surplus Dec. 31, 1992	3,217,051.61
RESERVE FOR UNCOLLECTED TAXES	3,163,600.00			Total	13,615,965.94
EXPENDITURES TOTAL	93,578,024.83				

1813
 Population 1980 7,360
 Population 1990 9,612
 S & P Rating
 Moody Rating AA

General Tax Rate Per \$100. 2.20
 State Equalized Tax Rate 1.92

MONTGOMERY TWP. - SOMERSET CO.
 Form of Government:
Township Committee
 Number of Members on Governing Body - 5

PER CAPITA:
 Gross Debt 1,509.93
 Net Debt 1,416.55
 Debt Service 172.14
 Total Tax Levy 2,155.37
 Municipal Expenditures 975.94

PER CENT:
 Gross Debt 1.32
 Net Debt 1.24
 Tax Levy Collected 97.01
 Tax Levy Cancelled, Abated or Adjusted .27

EXPENDITURES	REVENUES-REALIZED	1992 PROPERTY TAX
GENERAL GOVERNMENT		STATE EQUALIZED TAX RATE 1.92
Governing Body & Public Boards		Local District School Taxes 1.58 11,967,359.50
Municipal Clerk 80,369.00	1992 Property Taxes Collected 20,151,939.97	Regional & Consolidated School Tax
Financial Administration 186,915.53	1992 Payments in Lieu of Taxes	School Taxes in Municipal Budget
Assessment of Taxes 79,427.00	Delinquent Tax & Lien Collections 837,330.37	County Taxes .41 * 4,561,786.99
Collection of Taxes 30,121.00	Business Personality Replacement Taxes 124,741.92	County Library Taxes .03 336,802.19
Planning, Housing & Development 151,665.00	Taxes from Public Utilities 1,085,744.13	Local Municipal Purpose Taxes .29 3,229,572.90
Human Resources 70,297.00	Other Miscellaneous Tax Revenues	Veteran & Senior Citizen Taxes 33,000.00
Elections	State Aid Revenues 440,012.25	Total Taxes for Rate Computation 1.81 20,123,521.57
General Administration (other) 1,503,820.09	Federal Aid Revenues	Special District Taxes 395,900.00
JUDICIARY	State and Local Fiscal Assistance Act Utilized	Bank Corp. Taxes
Municipal Courts 63,232.00	Sale of Acquired Property	Added and Omitted Taxes 225,986.43
PUBLIC SAFETY	Other Miscellaneous Revenues 1,468,429.57	Total Taxes Levied - ABSTRACT 20,717,408.00
Fire Protection 254,942.00	Total 24,108,168.21	Total Taxes Billed 20,772,189.24
Police Protection 1,323,320.48	Prior Years Surplus Appropriated 2,491,007.35	1992 TAXES COLLECTED 20,151,909.97
Civil Defense & Disaster Control	REVENUES TOTAL 26,599,175.56	1992 Taxes Cancelled, Abated or Adjusted 56,575.43
Environmental Inspection & Control 230,156.00	Reserve For Uncollected Taxes 1,446,407.94	Transfer to Tax Title Liens or Foreclosed
Other Public Safety	CAPITAL OUTLAY TOTAL 908,836.85	Balance Outstanding Dec. 31, 1992 563,703.84
PUBLIC WORKS	Public Enterprises	PRIOR YEARS TAXES OUTSTANDING
Streets and Drainage 377,483.00	Recreation-Culture 35,880.33	Balance January 1, 1992 837,737.71
Sewers and Sewage Processing 36,500.00	Public Works 837,402.55	Collected in 1992 817,202.97
Garbage and Trash Disposal 95,000.00	Buildings and Grounds 35,553.98	Cancelled, Abated or Adjusted 1992 1,512.39
Public Buildings and Grounds 132,706.00	Library and Education	Transfers to Tax Title Liens or Foreclosed 2,019.32
Other Public Works	Conservation	Balance December 31, 1992 19,003.03
HEALTH and WELFARE	All Other	TAX TITLE LIENS OUTSTANDING
Health Services Except Environmental 288,912.00		Balance January 1, 1992 20,048.65
Welfare-Public Assistance 4,114.00	CAPITAL DEBT AUTHORIZED, DECEMBER 31, 1992	Transfer From Taxes 2,019.32
Hospital, Clinics, First Aid	ISSUED AND UNISSUED GROSS DEBT NET DEBT	Redeemed in 1992 20,127.40
Animal, Insect, & Rodent Control 14,000.00	School 299,000	Cancelled, Abated or Adjusted (1992)
Other Welfare Services	Self-Liquidating	Transfers to Foreclosed Property
RECREATION and CONSERVATION	Other 14,214,485 13,615,835	Balance December 31, 1992 1,940.57
Beaches and Boardwalks	Total 14,513,485 13,615,835	PROPERTY ACQUIRED BY DEED OR FORECLOSURE
Parks, Playgrounds, Shade Trees 124,213.00	ISSUED AND OUTSTANDING	Balance January 1, 1992 115,210.00
Land Reclamation & Conservation 8,750.00	School 299,000.00	Transfers From Taxes or Liens
Other Recreational Services 330,860.00	Self-Liquidating	Sale for Cash (1992)
EDUCATION (excluding schools)	Other 10,570,500.00	Cancelled, Abated or Adjusted (1992)
Libraries 21,000.00	Total 10,869,500.00	Balance December 31, 1992 115,210.00
Other Educational Services 1,425.00	EQUALIZED VALUATION BASIS	CURRENT FINANCES DECEMBER 31, 1992
STATUTORY EXPENDITURES	FOR NET DEBT COMPUTATION 1,097,865,002	ASSETS
Pensions & F. L. C. A.	REAL PROPERTY VALUATIONS	Cash Dec. 31, 1992 6,080,163.04
Employee Fringe Benefits 414,700.00	Code Class # of Parcels % VAL'N ASSESSED VALUATION	Taxes Receivable 582,706.87
Other Statutory Expenditures	1 Vacant Land 701 6.51 59,391,900.00	Tax Title Liens 1,940.57
CETA And Other Public Employment Programs	2 Residential 2936 65.97 601,525,050.00	Foreclosed Property 115,210.00
MUNICIPAL FUNCTIONS TOTAL 6,099,136.10	3 Farm 382 3.02 27,532,450.00	Emergencies & Other Deferred Charges 3,932,779.35
CAPITAL IMPROVEMENTS *MEMO* 216,010.00	4a Commercial 154 17.65 160,959,500.00	State and Federal Aid Receivable 4,820.55
DEBT SERVICE	4b Industrial 2 6.13 55,864,100.00	Other Receivables 72,385.76
Principal Payments 1,043,500.00	4c Apartments 1 .71 5,500,000.00	Total 10,790,506.14
Interest Payments 611,103.47	Total 4226 911,773,000.00	LIABILITIES, RESERVES, AND SURPLUS
DEFERRED CHARGES 190,175.35	Land Area 32.80 Sq. Miles	Cash Liabilities 7,042,311.39
SCHOOL, COUNTY, SPECIAL DISTRICT TAXES 17,261,843.67	Net Valuation Taxable-Municipal 915,665,568	Reserves for Receivables 772,743.20
RESERVE FOR UNCOLLECTED TAXES 1,446,407.94	Net Valuation Taxable-County 1,094,733,279	Surplus Dec. 31, 1992 2,975,451.55
EXPENDITURES TOTAL 26,652,176.53	State Equalized Valuation 1,106,532,549	Total 10,790,506.14
	State Equalization Ratio 82.69	

*Includes County Health Service Taxes, County Vocational School Taxes, or County Open Space Tax. See Table 13.

0236
 Population 1980 7,318
 Population 1990 6,946
 S & P Rating
 Moody Rating A1

General Tax Rate Per \$100. 1.73
 State Equalized Tax Rate 1.63

MONTVALE BOROUGH - BERGEN COUNTY
 Form of Government:
Borough Council
 Number of Members on Governing Body - 6

PER CAPITA: PER CENT:
 Gross Debt 828.18 Gross Debt .45
 Net Debt 675.29 Net Debt .38
 Debt Service 132.36 Tax Levy Collected 98.97
 Total Tax Levy 2,802.87 Tax Levy Cancelled, Abated
 Municipal Expenditures 1,065.70 or Adjusted

EXPENDITURES		REVENUES-REALIZED		1992 PROPERTY TAX			
GENERAL GOVERNMENT				STATE EQUALIZED TAX RATE			
Governing Body & Public Boards		1992 Property Taxes Collected	19,296,177.00	Local District School Taxes	.48		
Municipal Clerk		1992 Payments in Lieu of Taxes		Regional & Consolidated School Tax	.49		
Financial Administration	20,500.00	Delinquent Tax & Lien Collections	192,821.78	School Taxes in Municipal Budget			
Assessment of Taxes	34,516.00	Business Personality Replacement Taxes	149,682.20	County Taxes	.27		
Collection of Taxes	65,406.90	Taxes from Public Utilities	1,154,254.00	County Library Taxes			
Planning, Housing & Development	78,800.00	Other Miscellaneous Tax Revenues		Local Municipal Purpose Taxes	.40		
Human Resources	81,401.00	State Aid Revenues	282,791.96	Veteran & Senior Citizen Taxes			
Elections	1,500.00	Federal Aid Revenues		Total Taxes for Rate Computation	1.63		
General Administration (other)	590,851.00	State and Local Fiscal Assistance Act Utilized		Special District Taxes			
JUDICIARY		Sale of Acquired Property		Bank Corp. Taxes			
Municipal Courts	155,327.00	Other Miscellaneous Revenues	668,915.84	Added and Omitted Taxes			
PUBLIC SAFETY		Total	21,744,642.78	Total Taxes Levied - ABSTRACT			
Fire Protection	218,375.00	Prior Years Surplus Appropriated	570,000.00	Total Taxes Billed	19,468,753.52		
Police Protection	1,357,667.00	REVENUES TOTAL	22,314,642.78	1992 TAXES COLLECTED	19,296,177.00		
Civil Defense & Disaster Control	10,350.00	Reserve For Uncollected Taxes	408,554.61	1992 Taxes Cancelled, Abated or Adjusted			
Environmental Inspection & Control	98,274.00	CAPITAL OUTLAY TOTAL	1,231,430.39	Transfer to Tax Title Liens or Foreclosed			
Other Public Safety		Public Enterprises		Balance Outstanding Dec. 31, 1992	200,686.00		
PUBLIC WORKS		Recreation—Culture	16,229.21	PRIOR YEARS TAXES OUTSTANDING			
Streets and Drainage	367,135.00	Public Works	169,321.35	Balance January 1, 1992	192,822.00		
Sewers and Sewage Processing	1,910,624.66	Buildings and Grounds	1,027,068.84	Collected in 1992	192,822.00		
Garbage and Trash Disposal		Library and Education	18,810.99	Cancelled, Abated or Adjusted 1992			
Public Buildings and Grounds	56,640.00	Conservation		Transfers to Tax Title Liens or Foreclosed			
Other Public Works	58,500.00	All Other		Balance December 31, 1992			
HEALTH and WELFARE		CAPITAL DEBT AUTHORIZED, DECEMBER 31, 1992		TAX TITLE LIENS OUTSTANDING			
Health Services Except Environmental	40,210.00	ISSUED AND UNISSUED		Balance January 1, 1992			
Welfare—Public Assistance	3,800.00	School	34,867	Transfer From Taxes			
Hospital, Clinics, First Aid		Self-Liquidating		Redeemed in 1992			
Animal, Insect, & Rodent Control	10,000.00	Other	5,717,700	Cancelled, Abated or Adjusted (1992)			
Other Welfare Services		Total	5,752,567	Transfers to Foreclosed Property			
RECREATION and CONSERVATION		ISSUED AND OUTSTANDING		Balance December 31, 1992			
Beaches and Boardwalks		School	34,867.04	PROPERTY ACQUIRED BY DEED OR FORECLOSURE			
Parks, Playgrounds, Shade Trees	7,100.00	Self-Liquidating		Balance January 1, 1992	70,600.00		
Land Reclamation & Conservation	10,682.44	Other	5,570,175.00	Transfers From Taxes or Liens			
Other Recreational Services	80,275.00	Total	5,605,042.04	Sale for Cash (1992)			
EDUCATION (excluding schools)		EQUALIZED VALUATION BASIS		Cancelled, Abated or Adjusted (1992)			
Libraries	416,744.00	FOR NET DEBT COMPUTATION	1,245,663,991	Balance December 31, 1992	70,600.00		
Other Educational Services	3,000.00	REAL PROPERTY VALUATIONS		CURRENT FINANCES DECEMBER 31, 1992			
STATUTORY EXPENDITURES		Code	Class	# of Parcels	% VAL'N	ASSESSED VALUATION	
Pensions & F. I. C. A.	87,691.22	1	Vacant Land	115	2.70	30,397,300.00	Cash Dec. 31, 1992
Employee Fringe Benefits	265,100.00	2	Residential	2221	53.13	597,679,400.00	Taxes Receivable
Other Statutory Expenditures		3	Farm	16	.08	907,100.00	200,686.00
CETA And Other Public Employment Programs		4a	Commercial	112	42.44	477,360,100.00	Tax Title Liens
MUNICIPAL FUNCTIONS TOTAL	6,030,470.22	4b	Industrial	6	1.02	11,522,300.00	Foreclosed Property
CAPITAL IMPROVEMENTS *MEMO*		4c	Apartments	1	.62	7,000,000.00	70,600.00
DEBT SERVICE		Total	2471			1,124,866,200.00	92,000.00
Principal Payments	543,575.00	Land Area	4.00	Sq. Miles			State and Federal Aid Receivable
Interest Payments	375,814.00	Net Valuation Taxable-Municipal				1,126,762,838	Other Receivables
DEFERRED CHARGES	43,943.63	Net Valuation Taxable-County				1,264,863,692	1,440.00
SCHOOL, COUNTY, SPECIAL DISTRICT TAXES	14,719,930.16	State Equalized Valuation				1,194,786,025	Total
RESERVE FOR UNCOLLECTED TAXES	408,554.61	State Equalization Ratio				94.30	5,871,621.00
EXPENDITURES TOTAL	22,122,187.62						LIABILITIES, RESERVES, AND SURPLUS
							Cash Liabilities
							Reserves for Receivables
							Surplus Dec. 31, 1992
							Total

1421
 Population 1980 14,290
 Population 1990 15,600
 S & P Rating A+
 Moody Rating A1

General Tax Rate Per \$100. 2.90
 State Equalized Tax Rate 1.67

MONTVILLE TWP. - MORRIS CO.
 Form of Government:
 Special Charter (P.L. 1974 c. 95)
 Number of Members on Governing Body - 5

PER CAPITA:
 Gross Debt 943.74
 Net Debt 889.38
 Debt Service 34.03
 Total Tax Levy 1,943.85
 Municipal Expenditures 565.90

PER CENT:
 Gross Debt .84
 Net Debt .79
 Tax Levy Collected 96.15
 Tax Levy Cancelled, Abated or Adjusted .92

EXPENDITURES		REVENUES-REALIZED		1992 PROPERTY TAX		
GENERAL GOVERNMENT				STATE EQUALIZED TAX RATE 1.75		
Governing Body & Public Boards		1992 Property Taxes Collected	29,176,463.17	Local District School Taxes	19,946,720.39	
Municipal Clerk		1992 Payments in Lieu of Taxes	1,724.68	Regional & Consolidated School Tax		
Financial Administration	106,499.55	Delinquent Tax & Lien Collections	988,290.15	School Taxes in Municipal Budget		
Assessment of Taxes	54,154.50	Business Personality Replacement Taxes	184,355.56	County Taxes	5,153,600.77	
Collection of Taxes	86,050.29	Taxes from Public Utilities	2,345,637.00	County Library Taxes		
Planning, Housing & Development	115,816.95	Other Miscellaneous Tax Revenues		Local Municipal Purpose Taxes	3,853,199.20	
Human Resources	93,973.00	State Aid Revenues	548,300.00	Veteran & Senior Citizen Taxes	84,300.00	
Elections		Federal Aid Revenues		Total Taxes for Rate Computation	29,037,820.36	
General Administration (other)	915,195.25	State and Local Fiscal Assistance Act Utilized		Special District Taxes	861,334.00	
JUDICIARY		Sale of Acquired Property		Bank Corp. Taxes		
Municipal Courts	90,853.90	Other Miscellaneous Revenues	1,065,694.92	Added and Omitted Taxes	509,215.26	
PUBLIC SAFETY		Total	34,310,465.48	Total Taxes Levied - ABSTRACT	30,324,069.62	
Fire Protection		Prior Years Surplus Appropriated	1,425,000.00	Total Taxes Billed	30,345,070.14	
Police Protection	2,091,009.50	REVENUES TOTAL	35,735,465.48	1992 TAXES COLLECTED	29,176,463.17	
Civil Defense & Disaster Control	450.00	RESERVE FOR UNCOLLECTED TAXES	1,447,000.00	1992 Taxes Cancelled, Abated or Adjusted	277,867.43	
Environmental Inspection & Control	119,121.95	CAPITAL OUTLAY TOTAL	1,546,871.18	Transfer to Tax Title Liens or Foreclosed	54,726.45	
Other Public Safety		Public Enterprises		Balance Outstanding Dec. 31, 1992	836,013.09	
PUBLIC WORKS		Recreation-Culture		PRIOR YEARS TAXES OUTSTANDING		
Streets and Drainage	723,645.42	Public Works	1,028,403.19	Balance January 1, 1992	1,024,689.77	
Sewers and Sewage Processing	413,800.00	Buildings and Grounds	518,467.99	Collected in 1992	975,183.23	
Garbage and Trash Disposal	96,500.00	Library and Education		Cancelled, Abated or Adjusted 1992	23,535.37	
Public Buildings and Grounds	140,754.35	Conservation		Transfers to Tax Title Liens or Foreclosed	10,120.98	
Other Public Works	54,303.90	All Other		Balance December 31, 1992	15,850.19	
HEALTH and WELFARE		CAPITAL DEBT AUTHORIZED, DECEMBER 31, 1992		TAX TITLE LIENS OUTSTANDING		
Health Services Except Environmental	241,242.00	ISSUED AND UNISSUED		Balance January 1, 1992	128,007.97	
Welfare-Public Assistance	4,793.15	SCHOOL	848,000	Transfer From Taxes	66,388.13	
Hospital, Clinics, First Aid	9,000.00	Self-Liquidating		Redeemed in 1992	13,106.92	
Animal, Insect, & Rodent Control	5,000.00	Other	13,874,351	Cancelled, Abated or Adjusted (1992)	2,356.87	
Other Welfare Services		Total	14,722,351	Transfers to Foreclosed Property		
RECREATION and CONSERVATION				Balance December 31, 1992	178,932.31	
Beaches and Boardwalks		ISSUED AND OUTSTANDING		PROPERTY ACQUIRED BY DEED OR FORECLOSURE		
Parks, Playgrounds, Shade Trees		SCHOOL	848,000.00	Balance January 1, 1992	54,500.00	
Land Reclamation & Conservation		Self-Liquidating		Transfers From Taxes or Liens		
Other Recreational Services	179,209.24	Other	9,541,750.00	Sale for Cash (1992)		
EDUCATION (excluding schools)		Total	10,389,750.00	Cancelled, Abated or Adjusted (1992)		
Libraries	570,512.00	EQUALIZED VALUATION BASIS		Balance December 31, 1992	54,500.00	
Other Educational Services	4,000.00	FOR NET DEBT COMPUTATION		CURRENT FINANCES DECEMBER 31, 1992		
STATUTORY EXPENDITURES				ASSETS		
Pensions & F. L. C. A.	159,000.20	REAL PROPERTY VALUATIONS		Cash Dec. 31, 1992	3,078,609.84	
Employee Fringe Benefits	578,070.00	Code	Class	# of Parcels	% VAL'N	ASSESSED VALUATION
Other Statutory Expenditures	100.00	1	Vacant Land	1056	5.12	50,947,000.00
CETA And Other Public Employment Programs		2	Residential	4960	73.29	729,881,600.00
MUNICIPAL FUNCTIONS TOTAL		3	Farm	93	.39	3,979,000.00
CAPITAL IMPROVEMENTS *MEMO*		4a	Commercial	254	6.28	62,510,100.00
DEBT SERVICE		4b	Industrial	78	14.01	139,470,000.00
Principal Payments	300,000.00	4c	Apartments	1	.92	9,144,600.00
Interest Payments	230,860.00	Total		6442		925,832,300.00
DEFERRED CHARGES		Land Area 18.97 Sq. Miles				
SCHOOL, COUNTY, SPECIAL DISTRICT TAXES	25,961,655.16	Net Valuation Taxable-Municipal		999,185,091		
RESERVE FOR UNCOLLECTED TAXES	1,447,000.00	Net Valuation Taxable-County		1,753,108,604		
EXPENDITURES TOTAL		State Equalized Valuation		1,731,028,537		
		State Equalization Ratio		57.64		
				LIABILITIES, RESERVES, AND SURPLUS		
				Cash Liabilities		718,161.50
				Reserves for Receivables		1,091,483.90
				Surplus Dec. 31, 1992		2,360,448.34
				Total		4,170,093.74

0237
 Population 1980 2,706
 Population 1990 2,317
 S & P Rating
 Moody Rating

General Tax Rate Per \$100. 1.96
 State Equalized Tax Rate 1.21

MOONACHIE BORO. - BERGEN CO.
 Form of Government:
Borough Council
 Number of Members on Governing Body - 6

PER CAPITA:
 Gross Debt 106.50
 Net Debt 106.00
 Debt Service 36.64
 Total Tax Levy 2,110.24
 Municipal Expenditures 1,191.51

PER CENT:
 Gross Debt .36
 Net Debt .06
 Tax Levy Collected 97.47
 Tax Levy Cancelled, Abated or Adjusted .39

EXPENDITURES		REVENUES-REALIZED			1992 PROPERTY TAX	
GENERAL GOVERNMENT					STATE EQUALIZED TAX RATE	
Governing Body & Public Boards	19,756.00	1992 Property Taxes Collected	5,815,596.00	Local District School Taxes	.60	2,943,492.00
Municipal Clerk		1992 Payments in Lieu of Taxes	16,336.00	Regional & Consolidated School Tax		
Financial Administration	55,933.00	Delinquent Tax & Lien Collections	83,596.00	School Taxes in Municipal Budget		
Assessment of Taxes	28,645.00	Business Personalty Replacement Taxes	146,717.00	County Taxes	.28	1,389,553.76
Collection of Taxes	10,820.00	Taxes from Public Utilities	395,217.00	County Library Taxes		
Planning, Housing & Development	7,589.00	Other Miscellaneous Tax Revenues		Local Municipal Purpose Taxes	.33	1,608,633.00
Human Resources	24,863.00	State Aid Revenues	194,140.00	Veteran & Senior Citizen Taxes		32,500.00
Elections	1,471.00	Federal Aid Revenues		Total Taxes for Rate Computation	1.21	5,974,178.76
General Administration (other)	261,794.00	State and Local Fiscal Assistance Act Utilized		Special District Taxes		
JUDICIARY		Sale of Acquired Property		Bank Corp. Taxes		
Municipal Courts	43,838.00	Other Miscellaneous Revenues	347,231.00	Added and Omitted Taxes		2,869.00
PUBLIC SAFETY				Total Taxes Levied - ABSTRACT		5,944,547.76
Fire Protection	155,441.00	Prior Years Surplus Appropriated	724,672.00	Total Taxes Billed		5,966,716.00
Police Protection	1,165,152.00	REVENUES TOTAL	7,723,605.00	1992 TAXES COLLECTED		5,815,596.00
Civil Defense & Disaster Control	104,000.00	Reserve For Uncollected Taxes	208,301.00	1992 Taxes Cancelled, Abated or Adjusted		22,986.00
Environmental Inspection & Control	50,462.00	CAPITAL OUTLAY TOTAL		Transfer to Tax Title Liens or Foreclosed		1,765.00
Other Public Safety		Public Enterprises	1,670.00	Balance Outstanding Dec. 31, 1992		126,369.00
PUBLIC WORKS		Recreation-Culture	25,551.00	PRIOR YEARS TAXES OUTSTANDING		
Streets and Drainage	140,568.00	Public Works	180,678.00	Balance January 1, 1992		83,902.00
Sewers and Sewage Processing	203,938.00	Buildings and Grounds	18,701.00	Collected in 1992		83,696.00
Garbage and Trash Disposal		Library and Education		Cancelled, Abated or Adjusted 1992		
Public Buildings and Grounds	29,500.00	Conservation		Transfers to Tax Title Liens or Foreclosed		
Other Public Works	26,385.00	All Other		Balance December 31, 1992		206.00
HEALTH and WELFARE		CAPITAL DEBT AUTHORIZED, DECEMBER 31, 1992			TAX TITLE LIENS OUTSTANDING	
Health Services Except Environmental	14,783.00	ISSUED AND UNISSUED	GROSS DEBT	NET DEBT		
Welfare-Public Assistance		School				
Hospital, Clinics, First Aid		Self-Liquidating				
Animal, Insect, & Rodent Control		Other	300,000	298,612		
Other Welfare Services		Total	300,000	298,612		
RECREATION and CONSERVATION		ISSUED AND OUTSTANDING				
Beaches and Boardwalks		School				
Parks, Playgrounds, Shade Trees	25,935.00	Self-Liquidating		300,000.00		
Land Reclamation & Conservation	97,343.00	Other		300,000.00		
Other Recreational Services	2,200.00	Total		300,000.00		
EDUCATION (excluding schools)		EQUALIZED VALUATION BASIS		CURRENT FINANCES DECEMBER 31, 1992		
Libraries		FOR NET DEBT COMPUTATION		ASSETS		
Other Educational Services		REAL PROPERTY VALUATIONS		Cash Dec. 31, 1992		
STATUTORY EXPENDITURES		Code	Class	# of Parcels	% VAL'N	ASSESSED VALUATION
Pensions & F. I. C. A.	250,732.00	1	Vacant Land	32	2.38	7,216,300.00
Employee Fringe Benefits	225,000.00	2	Residential	583	23.14	70,250,200.00
Other Statutory Expenditures		3	Farm			
CETA And Other Public Employment Programs		4a	Commercial	28	6.77	20,552,300.00
MUNICIPAL FUNCTIONS TOTAL		4b	Industrial	143	67.50	204,926,500.00
CAPITAL IMPROVEMENTS *ME 40*		4c	Apartments	7	.21	649,500.00
DEBT SERVICE		Total		793		303,594,800.00
Principal Payments	79,000.00	Land Area	1.60 Sq. Miles			
Interest Payments	24,202.00	Net Valuation Taxable-Municipal				304,277,888
DEFERRED CHARGES		Net Valuation Taxable-County				543,108,441
SCHOOL, COUNTY, SPECIAL DISTRICT TAXES	98,921.00	State Equalized Valuation				493,211,965
RESERVE FOR UNCOLLECTED TAXES	4,333,045.76	State Equalization Ratio				61.64
EXPENDITURES TOTAL	7,689,517.76			LIABILITIES, RESERVES, AND SURPLUS		
				Cash Liabilities		
				Reserves for Receivables		
				Surplus Dec. 31, 1992		
				Total		

0322

Population 1980 15,595
 Population 1990 16,116
 S & P Rating
 Moody Rating AAA

General Tax Rate Per \$100 2.40
 State Equalized Tax Rate 2.16

MOORESTOWN TOWNSHIP - BURLINGTON CO.
 Form of Government:
Council-Manager Plan E (OMCL 50)
 Number of Members on Governing Body - 5

PER CAPITA:
 Gross Debt 2,718.17
 Net Debt 2,007.23
 Debt Service 91.82
 Total Tax Levy 2,173.75
 Municipal Expenditures 789.22

PER CENT:
 Gross Debt 2.90
 Net Debt 2.14
 Tax Levy Collected 95.44
 Tax Levy Cancelled, Abated or Adjusted .99

EXPENDITURES		REVENUES-REALIZED		1992 PROPERTY TAX	
GENERAL GOVERNMENT				STATE EQUALIZED TAX RATE <u>2.16</u>	
Governing Body & Public Boards	19,050.00	1992 Property Taxes Collected	33,451,312.00	Local District Schaal Taxes	1.28 19,885,331.00
Municipal Clerk		1992 Payments in Lieu of Taxes		Regional & Consalidated Schaal Tax	
Financial Administration	103,992.00	Delinquent Tax & Lien Collections	1,535,923.00	Schaal Taxes in Municipal Budget	
Assessment of Taxes	64,492.00	Business Personalty Replacement Taxes	469,750.00	County Taxes	.55 8,620,779.33
Collection of Taxes	68,978.00	Taxes from Public Utilities	1,439,303.00	County Library Taxes	
Planning, Housing & Development	683,847.00	Other Miscellaneous Tax Revenues	29,962.00	Local Municipal Purpose Taxes	.33 5,093,415.00
Human Resources	117,128.00	State Aid Revenues	1,039,249.00	Veteran & Senior Citizen Taxes	128,600.00
Elections		Federal Aid Revenues		Total Taxes far Rate Computation	2.17 33,723,125.33
General Administration (other)	942,777.00	State and Local Fiscal Assistance Act Utilized		Special District Taxes	1,054,582.00
JUDICIARY		Sale of Acquired Property		Bank Corp. Taxes	
Municipal Courts	114,339.00	Other Miscellaneous Revenues	1,639,370.00	Added and Omitted Taxes	378,084.00
PUBLIC SAFETY		Total	39,604,869.00	Total Taxes Levied - ABSTRACT	35,032,191.33
Fire Protection		Prior Years Surplus Appropriated	2,550,000.00	Total Taxes Billed	35,050,151.00
Police Protection	2,198,532.00	REVENUES TOTAL	42,154,869.00	1992 TAXES COLLECTED	33,451,312.00
Civil Defense & Disaster Control		Reserve Far Uncollected Taxes	2,023,118.00	1992 Taxes Cancelled, Abated or Adjusted	348,607.00
Environmental Inspection & Control	112,850.00	CAPITAL OUTLAY TOTAL	2,435,536.00	Transfer to Tax Title Liens or Foreclosed	27,294.00
Other Public Safety		Public Enterprises	1,292,598.00	Balance Outstanding Dec. 31, 1992	1,222,938.00
PUBLIC WORKS		Recreation-Culture	19,263.00	PRIOR YEARS TAXES OUTSTANDING	
Streets and Drainage	752,574.00	Public Works	1,074,802.00	Balance January 1, 1992	1,762,208.00
Sewers and Sewage Processing	805,762.00	Buildings and Grounds	48,873.00	Collected in 1992	1,527,082.00
Garbage and Trash Disposal		Library and Education		Cancelled, Abated or Adjusted 1992	136,628.00
Public Buildings and Grounds	57,300.00	Conservation		Transfers to Tax Title Liens or Foreclosed	8,349.00
Other Public Works	494,573.00	All Other		Balance December 31, 1992	90,149.00
HEALTH and WELFARE		CAPITAL DEBT AUTHORIZED, DECEMBER 31, 1992		TAX TITLE LIENS OUTSTANDING	
Health Services Except Environmental		ISSUED AND UNISSUED		Balance January 1, 1992	174,740.00
Welfare-Public Assistance		Schaal	10,311,000	Transfer From Taxes	37,618.00
Hospital, Clinics, First Aid		Self-Liquidating	20,751,459	Redeemed in 1992	8,841.00
Animal, Insect, & Rodent Control	9,500.00	Other	12,743,624	Cancelled, Abated or Adjusted (1992)	9,925.00
Other Welfare Services		Total	43,806,083	Transfers to Foreclosed Property	
RECREATION and CONSERVATION		ISSUED AND OUTSTANDING		Balance December 31, 1992	193,592.00
Beaches and Boardwalks		Schaal	10,311,000.00	PROPERTY ACQUIRED BY DEED OR FORECLOSURE	
Parks, Playgrounds, Shade Trees	559,870.00	Self-Liquidating	18,955,800.00	Balance January 1, 1992	139,567.00
Land Reclamation & Conservation	72,102.00	Other	12,272,707.00	Transfers From Taxes or Liens	
Other Recreational Services	160,335.00	Total	41,539,507.00	Sale far Cash (1992)	
EDUCATION (excluding schools)		EQUALIZED VALUATION BASIS		Cancelled, Abated or Adjusted (1992)	
Libraries	704,000.00	FOR NET DEBT COMPUTATION	1,511,212,424	Balance December 31, 1992	139,567.00
Other Educational Services	4,000.00	REAL PROPERTY VALUATIONS		CURRENT FINANCES DECEMBER 31, 1992	
STATUTORY EXPENDITURES		Code Class # of Parcels % VAL'N		ASSETS	
Pensions & F. L. C. A.	430,763.00	1 Vacant Land 505 3.29	45,333,700.00	Cash Dec. 31, 1992	10,852,464.00
Employee Fringe Benefits	601,575.00	2 Residential 5137 64.96	893,693,300.00	Taxes Receivable	1,313,087.00
Other Statutory Expenditures		3 Farm 214 1.53	21,062,700.00	Tax Title Liens	193,592.00
CETA And Other Public Employment Programs		4a Commercial 248 18.79	258,522,600.00	Foreclosed Property	139,567.00
MUNICIPAL FUNCTIONS TOTAL	9,078,459.00	4b Industrial 57 10.19	140,192,100.00	Emergencies & Other Deferred Charges	123,317.00
CAPITAL IMPROVEMENTS *MEMO*	90,000.00	4c Apartments 17 1.24	17,047,200.00	State and Federal Aid Receivable	74,497.00
DEBT SERVICE		Total	1,375,851,600.00	Other Receivables	133,322.00
Principal Payments	676,950.00	Land Area 15.18 Sq. Miles		Total	12,830,346.00
Interest Payments	802,893.00	Net Valuation Taxable-Municipal	1,399,306,834	LIABILITIES, RESERVES, AND SURPLUS	
DEFERRED CHARGES	137,649.00	Net Valuation Taxable-County	1,589,413,143	Cash Liabilities	6,012,700.00
SCHOOL, COUNTY, SPECIAL DISTRICT TAXES	29,560,692.33	State Equalized Valuation	1,549,466,375	Reserves far Receivables	1,777,276.00
RESERVE FOR UNCOLLECTED TAXES	2,023,113.00	State Equalization Ratio	90.16	Surplus Dec. 31, 1992	5,040,370.00
EXPENDITURES TOTAL	42,279,751.33			Total	12,830,346.00

1422

Population 1980 18,486
 Population 1990 19,952
 S & P Rating AA
 Moody Rating AA

General Tax Rate Per \$100. 1.53
 State Equalized Tax Rate 1.60

MORRIS TOWNSHIP - MORRIS COUNTY

Form of Government:
 Township Committee

Number of Members on Governing Body - 5

PER CAPITA: Grass Debt 2,979.34 PER CENT: Gross Debt 2.12
 Net Debt 644.43 Net Debt .47
 Debt Service 71.98 Tax Levy Collected 96.36
 Total Tax Levy 2,153.72 Tax Levy Cancelled, Abated or Adjusted .60
 Municipal Expenditures 867.71

EXPENDITURES		REVENUES-REALIZED		1992 PROPERTY TAX	
GENERAL GOVERNMENT		REVENUES-REALIZED		STATE EQUALIZED TAX RATE	
Governing Body & Public Boards	50,000.00	1992 Property Taxes Collected	41,511,016.49	Local District School Taxes	
Municipal Clerk	206,300.00	1992 Payments in Lieu of Taxes	14,504.00	Regional & Consolidated School Tax	
Financial Administration	173,480.00	Delinquent Tax & Lien Collections	1,037,200.30	School Taxes in Municipal Budget	.89 23,823,543.35
Assessment of Taxes	78,204.00	Business Personalty Replacement Taxes	441,263.72	County Taxes	.30 8,015,008.79
Collection of Taxes	68,100.00	Taxes from Public Utilities	1,617,820.00	County Library Taxes	
Planning, Housing & Development	142,660.00	Other Miscellaneous Tax Revenues	1,724,781.83	Local Municipal Purpose Taxes	.41 10,883,065.39
Human Resources	178,213.75	State Aid Revenues	850,396.81	Veteran & Senior Citizen Taxes	95,100.00
Elections	9,700.00	Federal Aid Revenues		Total Taxes for Rate Computation	1.60 42,816,717.52
General Administration (other)	1,252,008.16	State and Local Fiscal Assistance Act Utilized		Special District Taxes	
JUDICIARY		Sale of Acquired Property		Bank Corp. Taxes	
Municipal Courts	133,061.10	Other Miscellaneous Revenues	1,523,812.22	Added and Omitted Taxes	249,319.31
PUBLIC SAFETY		Total	48,721,395.37	Total Taxes Levied - ABSTRACT	42,970,936.83
Fire Protection	1,377,839.00	Prior Years Surplus Appropriated	555,000.00	Total Taxes Billed	43,078,474.32
Police Protection	2,932,342.00	REVENUES TOTAL	49,276,395.37	1992 TAXES COLLECTED	41,511,016.49
Civil Defense & Disaster Control	11,750.00	Reserve For Uncollected Taxes	1,490,660.00	1992 Taxes Cancelled, Abated or Adjusted	258,146.93
Environmental Inspection & Control	390,757.28	CAPITAL OUTLAY TOTAL	10,599,559.94	Transfer to Tax Title Liens or Foreclosed	188,751.91
Other Public Safety		Public Enterprises	9,334,459.54	Balance Outstanding Dec. 31, 1992	1,120,558.99
PUBLIC WORKS		Recreation-Culture	124,895.71	PRIOR YEARS TAXES OUTSTANDING	
Streets and Drainage	1,633,551.00	Public Works	973,204.96	Balance January 1, 1992	1,140,719.32
Sewers and Sewage Processing		Buildings and Grounds	166,998.73	Collected in 1992	1,007,989.81
Garbage and Trash Disposal	1,971,073.35	Library and Education		Cancelled, Abated or Adjusted 1992	102,284.02
Public Buildings and Grounds	80,100.00	Conservation		Transfers to Tax Title Liens or Foreclosed	19,329.33
Other Public Works		All Other		Balance December 31, 1992	11,116.16
HEALTH and WELFARE		CAPITAL DEBT AUTHORIZED, DECEMBER 31, 1992		TAX TITLE LIENS OUTSTANDING	
Health Services Except Environmental	188,210.00	ISSUED AND UNISSUED		Balance January 1, 1992	516,475.32
Welfare-Public Assistance	23,860.00	School	3,174,127	Transfer From Taxes	210,615.64
Hospital, Clinics, First Aid		Self-Liquidating	44,920,895	Redeemed in 1992	29,210.49
Animal, Insect, & Rodent Control	8,000.00	Other	11,348,700	Cancelled, Abated or Adjusted (1992)	92,884.55
Other Welfare Services		Total	59,443,722	Transfers to Foreclosed Property	
RECREATION and CONSERVATION		ISSUED AND OUTSTANDING		Balance December 31, 1992	604,995.92
Beaches and Boardwalks		School	3,174,127.32	PROPERTY ACQUIRED BY DEED OR FORECLOSURE	
Parks, Playgrounds, Shade Trees	402,120.00	Self-Liquidating	41,480,002.17	Balance January 1, 1992	36,475.00
Land Reclamation & Conservation	63,514.65	Other	10,112,000.00	Transfers From Taxes or Liens	
Other Recreational Services	2,025.00	Total	54,766,129.49	Sale for Cash (1992)	
EDUCATION (excluding schools)		EQUALIZED VALUATION BASIS FOR NET DEBT COMPUTATION	2,717,342,650	Cancelled, Abated or Adjusted (1992)	
Libraries	747,966.00	REAL PROPERTY VALUATIONS		Balance December 31, 1992	36,475.00
Other Educational Services	550.00	Code Class # of Parcels % VAL'N ASSESSED VALUATION		CURRENT FINANCES DECEMBER 31, 1992	
STATUTORY EXPENDITURES		1 Vacant Land 425 2.66 74,073,200.00		ASSETS	
Pensions & F. L. C. A.	944,333.00	2 Residential 6570 67.07 1,870,663,400.00		Cash Dec. 31, 1992	4,476,688.12
Employee Fringe Benefits	830,855.00	3 Farm 14 .04 1,273,100.00		Taxes Receivable	1,131,675.15
Other Statutory Expenditures		4a Commercial 123 20.07 559,698,000.00		Tax Title Liens	604,995.92
CETA And Other Public Employment Programs		4b Industrial 23 9.13 254,696,600.00		Foreclosed Property	36,475.00
MUNICIPAL FUNCTIONS TOTAL	13,900,573.29	4c Apartments 3 1.02 28,557,600.00		Emergencies & Other Deferred Charges	20,000.00
CAPITAL IMPROVEMENTS *ME 40*	75,000.00	Total	7158 2,738,951,900.00	State and Federal Aid Receivable	
DEBT SERVICE		Land Area 15.70 Sq. Miles		Other Receivables	29,522.03
Principal Payments	710,000.00	Net Valuation Taxable-Municipal	2,799,291,177	Total	6,299,356.27
Interest Payments	726,218.33	Net Valuation Taxable-County	2,724,490,541	LIABILITIES, RESERVES, AND SURPLUS	
DEFERRED CHARGES	485,026.13	State Equalized Valuation	2,675,112,289	Cash Liabilities	3,340,958.73
SCHOOL, COUNTY, SPECIAL DISTRICT TAXES	31,839,552.13	State Equalization Ratio	104.66	Reserves for Receivables	1,802,668.15
RESERVE FOR UNCOLLECTED TAXES	1,490,660.00			Surplus Dec. 31, 1992	1,155,729.39
EXPENDITURES TOTAL	49,151,030.42			Total	6,299,356.27

Population 1980 **5,305**
 Population 1990 **5,219**
 S & P Rating **AA**
 Moody Rating **AA**

General Tax Rate Per \$100. **3.83**
 State Equalized Tax Rate **1.89**

MORRIS PLAINS BOROUGH - MORRIS CO.
 Form of Government:
Borough Council
 Number of Members on Governing Body - 6

PER CAPITA:
 Gross Debt **897.51**
 Net Debt **897.51**
 Debt Service **119.73**
 Total Tax Levy **2,787.72**
 Municipal Expenditures **1,315.53**

PER CENT:
 Gross Debt **.62**
 Net Debt **.62**
 Tax Levy Collected **98.71**
 Tax Levy Cancelled, Abated or Adjusted **.11**

EXPENDITURES	REVENUES-REALIZED	1992 PROPERTY TAX	
GENERAL GOVERNMENT		STATE EQUALIZED TAX RATE	
Governing Body & Public Boards		Local District School Taxes	.65
Municipal Clerk		Regional & Consolidated School Tax	7,319,610.00
Financial Administration	114,485.00	School Taxes in Municipal Budget	
Assessment of Taxes	27,039.00	County Taxes	.28
Collection of Taxes	56,130.00	County Library Taxes	
Planning, Housing & Development	74,210.00	Local Municipal Purpose Taxes	.65
Human Resources		Veteran & Senior Citizen Taxes	37,900.00
Elections	3,000.00	Total Taxes for Rate Computation	1.88
General Administration (other)	454,695.00	Special District Taxes	
JUDICIARY		Bank Corp. Taxes	
Municipal Courts	103,266.00	Added and Omitted Taxes	7,050.08
PUBLIC SAFETY		Total Taxes Levied - ABSTRACT	14,549,130.65
Fire Protection	73,100.00	Total Taxes Billed	14,582,429.92
Police Protection	1,196,055.00	1992 TAXES COLLECTED	14,393,693.79
Civil Defense & Disaster Control	2,300.00	1992 Taxes Cancelled, Abated or Adjusted	16,284.35
Environmental Inspection & Control	45,860.00	Transfer to Tax Title Liens or Foreclosed	2,792.07
Other Public Safety		Balance Outstanding Dec. 31, 1992	169,659.71
PUBLIC WORKS		PRIOR YEARS TAXES OUTSTANDING	
Streets and Drainage	752,105.00	Balance January 1, 1992	184,315.84
Sewers and Sewage Processing	1,314,055.00	Collected in 1992	184,022.20
Garbage and Trash Disposal	627,100.00	Cancelled, Abated or Adjusted 1992	.33
Public Buildings and Grounds	98,300.00	Transfers to Tax Title Liens or Foreclosed	
Other Public Works		Balance December 31, 1992	293.31
HEALTH and WELFARE		TAX TITLE LIENS OUTSTANDING	
Health Services Except Environmental	30,467.00	Balance January 1, 1992	18,254.00
Welfare-Public Assistance	1,300.00	Transfer From Taxes	2,792.07
Hospital, Clinics, First Aid		Redeemed in 1992	
Animal, Insect, & Rodent Control		Cancelled, Abated or Adjusted (1992)	
Other Welfare Services		Transfers to Foreclosed Property	
RECREATION and CONSERVATION		Balance December 31, 1992	21,046.07
Beaches and Boardwalks		PROPERTY ACQUIRED BY DEED OR FORECLOSURE	
Parks, Playgrounds, Shade Trees	29,245.00	Balance January 1, 1992	198,830.00
Land Reclamation & Conservation		Transfers From Taxes or Liens	
Other Recreational Services	70,980.00	Sale for Cash (1992)	
EDUCATION (excluding schools)		Cancelled, Abated or Adjusted (1992)	
Libraries	50,000.00	Balance December 31, 1992	198,830.00
Other Educational Services	1,700.00	CURRENT FINANCES DECEMBER 31, 1992	
STATUTORY EXPENDITURES		ASSETS	
Pensions & F. L. C. A.	157,097.00	Cash Dec. 31, 1992	1,802,761.97
Employee Fringe Benefits	239,000.00	Taxes Receivable	169,953.02
Other Statutory Expenditures		Tax Title Liens	21,046.07
CETA And Other Public Employment Programs		Foreclosed Property	198,830.00
MUNICIPAL FUNCTIONS TOTAL	5,521,487.00	Emergencies & Other Deferred Charges	
CAPITAL IMPROVEMENTS *MEMO*	193,930.00	State and Federal Aid Receivable	2,717.36
DEBT SERVICE		Other Receivables	13,012.90
Principal Payments	375,000.00	Total	2,208,321.32
Interest Payments	244,630.75	LIABILITIES, RESERVES, AND SURPLUS	
DEFERRED CHARGES		Cash Liabilities	523,528.94
SCHOOL COUNTY, SPECIAL DISTRICT TAXES	9,500,915.57	Reserves for Receivables	402,841.99
RESERVE FOR UNCOLLECTED TAXES	724,614.00	Surplus Dec. 31, 1992	1,231,950.39
EXPENDITURES TOTAL	16,366,647.32	Total	2,203,321.32
		REVENUES-REALIZED	
		1992 Property Taxes Collected 14,393,693.79	
		1992 Payments in Lieu of Taxes	
		Delinquent Tax & Lien Collections	184,022.20
		Business Personalty Replacement Taxes	244,213.88
		Taxes from Public Utilities	459,059.00
		Other Miscellaneous Tax Revenues	
		State Aid Revenues	186,598.78
		Federal Aid Revenues	
		State and Local Fiscal Assistance Act Utilized	
		Sale of Acquired Property	
		Other Miscellaneous Revenues	476,769.64
		Total	15,944,347.29
		Prior Years Surplus Appropriated	766,000.00
		REVENUES TOTAL	16,710,347.29
		Reserve For Uncollected Taxes	724,614.00
		CAPITAL OUTLAY TOTAL	480,323.34
		Public Enterprises	
		Recreation-Culture	22,234.31
		Public Works	254,097.28
		Buildings and Grounds	203,991.75
		Library and Education	
		Conservation	
		All Other	
		CAPITAL DEBT AUTHORIZED, DECEMBER 31, 1992	
		ISSUED AND UNISSUED	GROSS DEBT
		School	
		Self-Liquidating	
		Other	4,684,085
		Total	4,684,085
		NET DEBT	4,684,085
		ISSUED AND OUTSTANDING	
		School	
		Self-Liquidating	
		Other	3,543,000.00
		Total	3,543,000.00
		EQUALIZED VALUATION BASIS	
		FOR NET DEBT COMPUTATION	
		REAL PROPERTY VALUATIONS	
		Code	Class
		# of Parcels	% VAL'N
		1	Vacant Land
		125	1.11
		2	Residential
		1897	52.64
		3	Farm
		4a	Commercial
		94	38.05
		4b	Industrial
		4	8.21
		4c	Apartments
		Total	2120
		ASSESSED VALUATION	
		Land Area	2.50 Sq. Miles
		Net Valuation Taxable-Municipal	380,553,220
		Net Valuation Taxable-County	744,150,567
		State Equalized Valuation	769,793,406
		State Equalization Ratio	49.32

1424
 Population 1980 16,614
 Population 1990 16,189
 S & P Rating A+
 Moody Rating A1

General Tax Rate Per \$100 2.10
 State Equalized Tax Rate 2.05

MORRISTOWN TOWN - MORRIS COUNTY
 Form of Government:
 Mayor-Council Plan F (OMCL 50)
 Number of Members on Governing Body - 7

PER CAPITA:
 Gross Debt 359.75
 Net Debt 1,535.13
 Debt Service 491.98
 Total Tax Levy 1,721.15
 Municipal Expenditures 1,705.49

PER CENT:
 Gross Debt 11.72
 Net Debt 1.74
 Tax Levy Collected 93.02
 Tax Levy Cancelled, Abated or Adjusted 2.11

EXPENDITURES	REVENUES-REALIZED	1992 PROPERTY TAX
GENERAL GOVERNMENT		STATE EQUALIZED TAX RATE
Governing Body & Public Boards		Local District School Taxes
Municipal Clerk	403,122.00	Regional & Consolidated School Tax
Financial Administration	251,438.00	School Taxes in Municipal Budget .97
Assessment of Taxes	350,299.00	County Taxes .32
Collection of Taxes	153,412.00	County Library Taxes
Planning, Housing & Development	135,534.00	Local Municipal Purpose Taxes .76
Human Resources	160,701.00	Veteran & Senior Citizen Taxes
Elections	13,484.00	Total Taxes for Rate Computation 2.05
General Administration (other)	2,004,580.00	Special District Taxes
JUDICIARY		Bank Corp. Taxes
Municipal Courts	400,500.00	Added and Omitted Taxes
PUBLIC SAFETY		Total Taxes Levied - ABSTRACT
Fire Protection	1,686,561.00	Total Taxes Billed
Police Protection	3,384,673.00	1992 TAXES COLLECTED
Civil Defense & Disaster Control	1,030.00	1992 Taxes Cancelled, Abated or Adjusted
Environmental Inspection & Control	221,827.00	Transfer to Tax Title Liens or Foreclosed
Other Public Safety		Balance Outstanding Dec. 31, 1992
PUBLIC WORKS		PRIOR YEARS TAXES OUTSTANDING
Streets and Drainage		Balance January 1, 1992
Sewers and Sewage Processing		Collected in 1992
Garbage and Trash Disposal		Cancelled, Abated or Adjusted 1992
Public Buildings and Grounds	670,157.00	Transfers to Tax Title Liens or Foreclosed
Other Public Works	4,684,746.00	Balance December 31, 1992
HEALTH and WELFARE		TAX TITLE LIENS OUTSTANDING
Health Services Except Environmental	197,036.00	Balance January 1, 1992
Welfare-Public Assistance	151,538.00	Transfer From Taxes
Hospital, Clinics, First Aid		Redeemed in 1992
Animal, Insect, & Rodent Control	38,046.00	Cancelled, Abated or Adjusted (1992)
Other Welfare Services	80,320.00	Transfers to Foreclosed Property
RECREATION and CONSERVATION		Balance December 31, 1992
Beaches and Boardwalks		PROPERTY ACQUIRED BY DEED OR FORECLOSURE
Parks, Playgrounds, Shade Trees	30,794.00	Balance January 1, 1992
Land Reclamation & Conservation	12,000.00	Transfers From Taxes or Liens
Other Recreational Services	260,046.00	Sale for Cash (1992)
EDUCATION (excluding schools)		Cancelled, Abated or Adjusted (1992)
Libraries	442,414.00	Balance December 31, 1992
Other Educational Services		CURRENT FINANCES DECEMBER 31, 1992
STATUTORY EXPENDITURES		ASSETS
Pensions & F. I. C. A.	1,151,269.00	Cash Dec. 31, 1992
Employee Fringe Benefits	1,349,212.00	Taxes Receivable
Other Statutory Expenditures		Tax Title Liens
CETA And Other Public Employment Programs		Foreclosed Property
MUNICIPAL FUNCTIONS		Emergencies & Other Deferred Charges
CAPITAL IMPROVEMENTS *MEMO*	13,234,709.00	State and Federal Aid Receivable
DEBT SERVICE		Other Receivables
Principal Payments	3,368,850.00	Total
Interest Payments	4,595,857.00	LIABILITIES, RESERVES, AND SURPLUS
DEFERRED CHARGES	152,000.00	Cash Liabilities
SCHOOL, COUNTY, SPECIAL DISTRICT TAXES	17,504,095.04	Reserves for Receivables
RESERVE FOR UNCOLLECTED TAXES	1,258,810.00	Surplus Dec. 31, 1992
EXPENDITURES TOTAL	45,114,321.04	Total
	REVENUES-REALIZED	
	1992 Property Taxes Collected	25,808,507.00
	1992 Payments in Lieu of Taxes	
	Delinquent Tax & Lien Collections	980,500.00
	Business Personalty Replacement Taxes	513,350.00
	Taxes from Public Utilities	2,087,675.00
	Other Miscellaneous Tax Revenues	
	State Aid Revenues	626,390.00
	Federal Aid Revenues	
	State and Local Fiscal Assistance Act Utilized	
	Sale of Acquired Property	
	Other Miscellaneous Revenues	10,992,823.00
	Total	40,909,245.00
	Prior Years Surplus Appropriated	2,725,000.00
	REVENUES TOTAL	43,634,245.00
	Reserve For Uncollected Taxes	1,258,810.00
	CAPITAL OUTLAY TOTAL	10,989,566.00
	Public Enterprises	2,978,246.00
	Recreation-Culture	
	Public Works	5,112,249.00
	Buildings and Grounds	2,899,069.00
	Library and Education	
	Conservation	
	All Other	
	CAPITAL DEBT AUTHORIZED, DECEMBER 31, 1992	
	ISSUED AND UNISSUED	GROSS DEBT
	School	1,670,873
	Self-Liquidating	72,879,467
	Other	93,163,575
	Total	167,713,915
		NET DEBT
		24,868,383
	ISSUED AND OUTSTANDING	
	School	
	Self-Liquidating	4,863,336.00
	Other	81,414,006.00
	Total	86,277,340.00
	EQUALIZED VALUATION BASIS	
	FOR NET DEBT COMPUTATION	1,430,419,497
	REAL PROPERTY VALUATIONS	
	Code Class # of Parcels % VAL'N	ASSESSED VALUATION
	1 Vacant Land 125 .37	11,270,100.00
	2 Residential 3184 45.08	581,499,700.00
	3 Farm	
	4a Commercial 555 45.26	583,758,125.00
	4b Industrial 14 1.23	15,868,000.00
	4c Apartments 59 7.56	97,476,900.00
	Total 3936	1,289,872,825.00
	Land Area 2.86 Sq. Miles	
	Net Valuation Taxable-Municipal	1,325,889,375
	Net Valuation Taxable-County	1,487,861,307
	State Equalized Valuation	1,354,651,646
	State Equalization Ratio	97.83

1426

Population 1980 4,251
 Population 1990 3,630
 S & P Rating
 Moody Rating

General Tax Rate Per \$100. 2.49
 State Equalized Tax Rate 2.51

MOUNT ARLINGTON BORO. - MORRIS CO.
 Form of Government:
Borough Council
 Number of Members on Governing Body - 6

PER CAPITA:
 Gross Debt 339.39
 Net Debt 249.44
 Debt Service 29.21
 Total Tax Levy 1,487.84
 Municipal Expenditures 742.01

PER CENT:
 Gross Debt .52
 Net Debt .42
 Tax Levy Collected .95
 Tax Levy Cancelled, Abated or Adjusted .14

EXPENDITURES		REVENUES-REALIZED		1992 PROPERTY TAX	
GENERAL GOVERNMENT				STATE EQUALIZED TAX RATE 1.57	
Governing Body & Public Boards		1992 Property Taxes Collected	5,144,021.04	Local District School Taxes	3,354,000.00
Municipal Clerk		1992 Payments in Lieu of Taxes		Regional & Consolidated School Tax	
Financial Administration	36,735.00	Delinquent Tax & Lien Collections	408,522.92	School Taxes in Municipal Budget	
Assessment of Taxes	36,085.00	Business Personalty Replacement Taxes	18,030.52	County Taxes	618,441.45
Collection of Taxes	33,949.00	Taxes from Public Utilities	195,951.00	County Library Taxes	
Planning, Housing & Development	25,405.00	Other Miscellaneous Tax Revenues		Local Municipal Purpose Taxes	1,381,540.00
Human Resources	42,732.21	State Aid Revenues	230,296.46	Veteran & Senior Citizen Taxes	23,150.00
Elections	1,000.00	Federal Aid Revenues		Total Taxes for Rate Computation	5,377,131.45
General Administration (other)	407,031.00	Federal and Local Fiscal Assistance Act Utilized		Special District Taxes	
JUDICIARY		Sale of Acquired Property		Bank Corp. Taxes	
Municipal Courts	61,448.00	Other Miscellaneous Revenues	520,521.13	Added and Omitted Taxes	46,882.06
PUBLIC SAFETY		Total	6,517,343.07	Total Taxes Levied - ABSTRACT	5,400,863.51
Fire Protection	55,608.00	Prior Years Surplus Appropriated	115,000.00	Total Taxes Billed	5,403,777.10
Police Protection	429,984.00	REVENUES TOTAL	6,632,343.07	1992 TAXES COLLECTED	5,144,021.04
Civil Defense & Disaster Control	1,546.00	Reserve For Uncollected Taxes	513,619.20	1992 Taxes Cancelled, Abated or Adjusted	7,383.74
Environmental Inspection & Control	36,859.00	CAPITAL OUTLAY TOTAL	169,402.54	Transfer to Tax Title Liens or Foreclosed	47,901.08
Other Public Safety		Public Enterprises		Balance Outstanding Dec. 31, 1992	204,471.24
PUBLIC WORKS		Recreation-Culture	10,160.63	PRIOR YEARS TAXES OUTSTANDING	
Streets and Drainage	199,523.13	Public Works	690.00	Balance January 1, 1992	283,655.37
Sewers and Sewage Processing	165,000.00	Buildings and Grounds	158,551.91	Collected in 1992	270,837.42
Garbage and Trash Disposal	195,430.00	Library and Education		Cancelled, Abated or Adjusted 1992	.36
Public Buildings and Grounds	12,300.00	Conservation		Transfers to Tax Title Liens or Foreclosed	12,817.59
Other Public Works	15,000.00	All Other		Balance December 31, 1992	
HEALTH and WELFARE		CAPITAL DEBT AUTHORIZED, DECEMBER 31, 1992		TAX TITLE LIENS OUTSTANDING	
Health Services Except Environmental	24,414.00	ISSUED AND UNISSUED		Balance January 1, 1992	236,989.57
Welfare-Public Assistance	4,878.00	School	214,000	Transfer From Taxes	63,226.63
Hospital, Clinics, First Aid		Self-Liquidating		Redeemed in 1992	137,685.50
Animal, Insect, & Rodent Control	5,598.00	Other	905,459	Cancelled, Abated or Adjusted (1992)	
Other Welfare Services		Total	1,119,459	Transfers to Foreclosed Property	
RECREATION and CONSERVATION		ISSUED AND OUTSTANDING		Balance December 31, 1992	162,530.70
Beaches and Boardwalks		School	214,000.00	PROPERTY ACQUIRED BY DEED OR FORECLOSURE	
Parks, Playgrounds, Shade Trees	9,800.00	Self-Liquidating		Balance January 1, 1992	158,300.00
Land Reclamation & Conservation		Other	813,600.00	Transfers From Taxes or Liens	
Other Recreational Services	49,506.00	Total	1,027,600.00	Sale for Cash (1992)	
EDUCATION (excluding schools)		EQUALIZED VALUATION BASIS		Cancelled, Abated or Adjusted (1992)	
Libraries	72,382.00	FOR NET DEBT COMPUTATION	217,259,262	Balance December 31, 1992	158,300.00
Other Educational Services		REAL PROPERTY VALUATIONS		CURRENT FINANCES DECEMBER 31, 1992	
STATUTORY EXPENDITURES		Code Class # of Parcels % VAL'N ASSESSED VALUATION		ASSETS	
Pensions & F. L. C. A.	69,100.00	1 Vacant Land 215 5.06 10,846,900.00		Cash Dec. 31, 1992	814,390.11
Employee Fringe Benefits		2 Residential 1121 79.67 170,706,800.00		Taxes Receivable	204,471.24
Other Statutory Expenditures		3 Farm 35 11.18 23,958,900.00		Tax Title Liens	162,530.70
CETA And Other Public Employment Programs		4a Commercial 2 4.01 169,500.00		Foreclosed Property	158,300.00
MUNICIPAL FUNCTIONS TOTAL	1,991,313.34	4b Industrial 7 4.01 9,598,300.00		Emergencies & Other Deferred Charges	116,392.80
CAPITAL IMPROVEMENTS *ME 40*	13,000.00	Total 1380 214,280,400.00		State and Federal Aid Receivable	15,618.39
DEBT SERVICE		Land Area 2.25 Sq. Miles		Other Receivables	41,030.79
Principal Payments	60,000.00	Net Valuation Taxable-Municipal	215,136,347	Total	1,512,734.03
Interest Payments	46,017.92	Net Valuation Taxable-County	212,431,950	LIABILITIES, RESERVES, AND SURPLUS	
DEFERRED CHARGES	82,540.59	State Equalized Valuation	213,837,162	Cash Liabilities	272,775.39
SCHOOL, COUNTY, SPECIAL DISTRICT TAXES	3,972,441.45	State Equalization Ratio	100.61	Reserves for Receivables	566,332.73
RESERVE FOR UNCOLLECTED TAXES	513,619.20			Surplus Dec. 31, 1992	673,625.91
EXPENDITURES TOTAL	6,665,932.40			Total	1,512,734.03

0425
 Population 1980 4,863
 Population 1990 4,517
 S & P Rating
 Moody Rating BAA1

General Tax Rate Per \$100. 4.13
 State Equalized Tax Rate 2.62

MOUNT EPHRAIM BORO. - CAMDEN CO.
 Form of Government:
Commission (1911)
 Number of Members on Governing Body - 3

PER CAPITA:
 Gross Debt 467.69
 Net Debt 411.09
 Debt Service 42.13
 Total Tax Levy 974.35
 Municipal Expenditures 519.10

PER CENT:
 Gross Debt 1.29
 Net Debt 1.13
 Tax Levy Collected 95.41
 Tax Levy Cancelled, Abated or Adjusted

EXPENDITURES		REVENUES-REALIZED		1992 PROPERTY TAX	
GENERAL GOVERNMENT		1992 Property Taxes Collected		STATE EQUALIZED TAX RATE	
Governing Body & Public Boards	2,000.00	1992 Payments in Lieu of Taxes		Local District School Taxes	1.08
Municipal Clerk		Delinquent Tax & Lien Collections	100,893.49	Regional & Consolidated School Tax	
Financial Administration	116,455.81	Business Personalty Replacement Taxes	32,156.56	School Taxes in Municipal Budget	
Assessment of Taxes	6,715.00	Taxes from Public Utilities	255,932.23	County Taxes	.80
Collection of Taxes	33,794.00	Other Miscellaneous Tax Revenues		County Library Taxes	.03
Planning, Housing & Development	13,400.00	State Aid Revenues	253,962.64	Local Municipal Purpose Taxes	.71
Human Resources	43,889.00	Federal Aid Revenues		Veteran & Senior Citizen Taxes	
Elections		State and Local Fiscal Assistance Act Utilized		Total Taxes for Rate Computation	2.62
General Administration (other)	195,626.00	Sale of Acquired Property		Special District Taxes	
JUDICIARY		Other Miscellaneous Revenues	327,403.39	Bank Corp. Taxes	
Municipal Courts	67,718.37	Prior Years Surplus Appropriated	345,000.00	Added and Omitted Taxes	
PUBLIC SAFETY		Reserve For Uncollected Taxes	306,332.73	Total Taxes Levied - ABSTRACT	
Fire Protection	48,460.64	TOTAL	5,517,013.61	Total Taxes Billed	
Police Protection	488,253.64	CAPITAL OUTLAY TOTAL	64,466.47	1992 TAXES COLLECTED	
Civil Defense & Disaster Control	4,050.00	Public Enterprises		1992 Taxes Cancelled, Abated or Adjusted	
Environmental Inspection & Control	20,893.00	Recreation—Culture		Transfer to Tax Title Liens or Foreclosed	
Other Public Safety		Public Works	28,789.01	Balance Outstanding Dec. 31, 1992	
PUBLIC WORKS		Buildings and Grounds	35,675.46	PRIOR YEARS TAXES OUTSTANDING	
Streets and Drainage	166,879.00	Library and Education		Balance January 1, 1992	
Sewers and Sewage Processing	68,076.36	Conservation		Collected in 1992	
Garbage and Trash Disposal	321,457.67	All Other		Cancelled, Abated or Adjusted 1992	
Public Buildings and Grounds	41,373.00	CAPITAL DEBT AUTHORIZED, DECEMBER 31, 1992		Transfers to Tax Title Liens or Foreclosed	
Other Public Works	4,390.00	ISSUED AND UNISSUED		Balance December 31, 1992	
HEALTH and WELFARE		School		TAX TITLE LIENS OUTSTANDING	
Health Services Except Environmental	100.00	Self-Liquidating		Balance January 1, 1992	
Welfare-Public Assistance	18,200.00	Other		Transfer From Taxes	
Hospital, Clinics, First Aid		Total	2,112,546	Redeemed in 1992	
Animal, Insect, & Rodent Control		ISSUED AND OUTSTANDING		Cancelled, Abated or Adjusted (1992)	
Other Welfare Services		School		Transfers to Foreclosed Property	
RECREATION and CONSERVATION		Self-Liquidating		Balance December 31, 1992	
Beaches and Boardwalks		Other		PROPERTY ACQUIRED BY DEED OR	
Parks, Playgrounds, Shade Trees	3,600.00	Total	1,775,250.00	FORECLOSURE	
Land Reclamation & Conservation		EQUALIZED VALUATION BASIS		Balance January 1, 1992	
Other Recreational Services		FOR NET DEBT COMPUTATION		Transfers From Taxes or Liens	
EDUCATION (excluding schools)		REAL PROPERTY VALUATIONS		Sale for Cash (1992)	
Libraries	5,350.00	Code Class # of Parcels % VAL'N		Cancelled, Abated or Adjusted (1992)	
Other Educational Services		1 Vacant Land 66 .60		Balance December 31, 1992	
STATUTORY EXPENDITURES		2 Residential 1553 80.96		CURRENT FINANCES DECEMBER 31, 1992	
Pensions & F. I. C. A.	42,000.00	3 Farm		ASSETS	
Employee Fringe Benefits	129,638.30	4a Commercial 99 15.06		Cash Dec. 31, 1992	
Other Statutory Expenditures		4b Industrial 3 .56		Taxes Receivable	
CETA And Other Public Employment Programs		4c Apartments 9 2.92		Tax Title Liens	
MUNICIPAL FUNCTIONS TOTAL	1,841,319.79	Total 1735		Foreclosed Property	
CAPITAL IMPROVEMENTS *MEMO*	20,000.00	Land Area .90 Sq. Miles		Emergencies & Other Deferred Charges	
DEBT SERVICE		Net Valuation Taxable-Municipal		State and Federal Aid Receivable	
Principal Payments	91,800.00	Net Valuation Taxable-County		Other Receivables	
Interest Payments	99,480.47	State Equalized Valuation		Total	
DEFERRED CHARGES	6,821.48	State Equalization Ratio		LIABILITIES, RESERVES, AND SURPLUS	
SCHOOL, COUNTY, SPECIAL DISTRICT TAXES	3,206,137.82			Cash Liabilities	
RESERVE FOR UNCOLLECTED TAXES	306,332.73			Reserves for Receivables	
EXPENDITURES TOTAL	5,550,892.29			Surplus Dec. 31, 1992	
				Total	

0323
 Population 1980 10,818
 Population 1990 10,639
 S & P Rating
 Moody Rating 3AA1

General Tax Rate Per \$100. 3.15
 State Equalized Tax Rate 2.98

MOUNT HOLLY TWP. - BURLINGTON CO.
 Form of Government:
 Council-Manager Plan A (OMCL 50)
 Number of Members on Governing Body - 5

PER CAPITA:
 Gross Debt 314.12
 Net Debt 257.05
 Debt Service 31.42
 Total Tax Levy 981.00
 Municipal Expenditures 503.03

PER CENT:
 Gross Debt .99
 Net Debt .80
 Tax Levy Collected 95.16
 Tax Levy Cancelled, Abated or Adjusted .39

EXPENDITURES		REVENUES-REALIZED		1992 PROPERTY TAX	
GENERAL GOVERNMENT				STATE EQUALIZED TAX RATE	
Governing Body & Public Boards		1992 Property Taxes Collected	9,936,784.50	Local District School Taxes	1.29 4,656,660.50
Municipal Clerk	46,603.00	1992 Payments in Lieu of Taxes		Regional & Consolidated School Tax	.41 1,478,729.88
Financial Administration	113,985.00	Delinquent Tax & Lien Collections	462,872.32	School Taxes in Municipal Budget	
Assessment of Taxes	46,355.00	Business Personality Replacement Taxes	157,668.24	County Taxes	.53 1,925,830.60
Collection of Taxes	64,168.00	Taxes from Public Utilities	680,025.00	County Library Taxes	.03 119,254.48
Planning, Housing & Development	11,700.00	Other Miscellaneous Tax Revenues		Local Municipal Purpose Taxes	.62 2,221,468.00
Human Resources	149,937.00	State Aid Revenues	829,183.08	Veteran & Senior Citizen Taxes	88,350.00
Elections	15,519.00	Federal Aid Revenues		Total Taxes for Rate Computation	2.88 10,490,293.46
General Administration (other)	543,212.00	State and Local Fiscal Assistance Act Utilized		Special District Taxes	
JUDICIARY		Library and Education		Bank Corp. Taxes	
Municipal Courts	118,587.49	State and Local Fiscal Assistance Act Utilized		Added and Omitted Taxes	34,901.79
PUBLIC SAFETY		Sale of Acquired Property		Total Taxes Levied - ABSTRACT	10,436,845.25
Fire Protection	125,860.20	Other Miscellaneous Revenues	750,945.83	Total Taxes Billed	10,442,218.42
Police Protection	1,235,298.97	Total	12,817,478.97	1992 TAXES COLLECTED	9,936,784.50
Civil Defense & Disaster Control		Prior Years Surplus Appropriated	507,809.00	1992 Taxes Cancelled, Abated or Adjusted	41,110.81
Environmental Inspection & Control	24,023.00	REVENUES TOTAL	13,325,287.97	Transfer to Tax Title Liens or Foreclosed	24,867.10
Other Public Safety		Reserve For Uncollected Taxes	683,667.64	Balance Outstanding Dec. 31, 1992	439,450.01
PUBLIC WORKS		CAPITAL OUTLAY TOTAL	559,097.79	PRIOR YEARS TAXES OUTSTANDING	
Streets and Drainage	404,209.00	Public Enterprises		Balance January 1, 1992	401,575.41
Sewers and Sewage Processing	276,879.80	Recreation-Culture		Collected in 1992	369,385.97
Garbage and Trash Disposal	289,065.00	Public Works	59,215.33	Cancelled, Abated or Adjusted 1992	3,553.95
Public Buildings and Grounds	97,201.00	Buildings and Grounds	498,882.46	Transfers to Tax Title Liens or Foreclosed	250.00
Other Public Works		Library and Education		Balance December 31, 1992	28,385.49
HEALTH and WELFARE		Conservation		TAX TITLE LIENS OUTSTANDING	
Health Services Except Environmental	28,643.00	All Other		Balance January 1, 1992	136,721.29
Welfare-Public Assistance	47,553.00	CAPITAL DEBT AUTHORIZED, DECEMBER 31, 1992		Transfer From Taxes	25,117.10
Hospital, Clinics, First Aid		ISSUED AND UNISSUED		Redeemed in 1992	93,486.35
Animal, Insect, & Rodent Control		SCHOOL	607,189	Cancelled, Abated or Adjusted (1992)	1,361.83
Other Welfare Services		Self-Liquidating		Transfers to Foreclosed Property	
RECREATION and CONSERVATION		Other	2,734,705	Balance December 31, 1992	66,990.21
Beaches and Boardwalks		Total	3,341,894	PROPERTY ACQUIRED BY DEED OR FORECLOSURE	
Parks, Playgrounds, Shade Trees	5,350.00	ISSUED AND OUTSTANDING		Balance January 1, 1992	177,505.00
Land Reclamation & Conservation		School		Transfers From Taxes or Liens	
Other Recreational Services	15,000.00	Self-Liquidating		Sale for Cash (1992)	
EDUCATION (excluding schools)		Other		Cancelled, Abated or Adjusted (1992)	
Libraries	30,000.00	Total	3,341,189.76	Balance December 31, 1992	177,505.00
Other Educational Services	1,050.00	EQUALIZED VALUATION BASIS		CURRENT FINANCES DECEMBER 31, 1992	
STATUTORY EXPENDITURES		FOR NET DEBT COMPUTATION	340,958,419	ASSETS	
Pensions & F. L. C. A.	273,825.00	REAL PROPERTY VALUATIONS		Cash Dec. 31, 1992	1,299,066.15
Employee Fringe Benefits	340,200.00	Code Class # of Parcels % VAL'N ASSESSED VALUATION		Taxes Receivable	467,841.50
Other Statutory Expenditures	5,200.00	1 Vacant Land 290 2.70 8,614,200.00		Tax Title Liens	66,990.21
CETA And Other Public Employment Programs		2 Residential 3158 78.13 249,441,200.00		Foreclosed Property	177,505.00
MUNICIPAL FUNCTIONS TOTAL	4,309,423.46	3 Farm 4 14,800.00		Emergencies & Other Deferred Charges	38,620.40
CAPITAL IMPROVEMENTS *ME 10*		4a Commercial 217 15.02 47,962,900.00		State and Federal Aid Receivable	90,954.82
DEBT SERVICE		4b Industrial 14 1.78 5,696,600.00		Other Receivables	81,931.97
Principal Payments	145,000.00	4c Apartments 16 2.36 7,527,700.00		Total	2,212,910.05
Interest Payments	189,259.30	Total 3699 319,257,300.00		LIABILITIES, RESERVES, AND SURPLUS	
DEFERRED CHARGES	24,361.20	Land Area 2.91 Sq. Miles		Cash Liabilities	513,690.21
SCHOOL, COUNTY, SPECIAL DISTRICT TAXES	8,180,475.46	Net Valuation Taxable-Municipal	329,561,732	Reserves for Receivables	794,263.68
RESERVE FOR UNCOLLECTED TAXES	683,669.64	Net Valuation Taxable-County	356,200,751	Surplus Dec. 31, 1992	904,951.14
EXPENDITURES TOTAL	13,532,139.06	State Equalized Valuation	359,219,514	Total	2,212,910.05
		State Equalization Ratio	91.50		

0324
 Population 1980 17,614
 Population 1990 30,270
 S & P Rating AAA
 Moody Rating A1

General Tax Rate Per \$100. 2.56
 State Equalized Tax Rate 2.00

MOUNT LAUREL TWP. - BURLINGTON CO.
 Form of Government:
 Council-Manager Plan E (OMCL 50)
 Number of Members on Governing Body - 5

PER CAPITA:
 Gross Debt 1,007.20
 Net Debt 358.90
 Debt Service 59.08
 Total Tax Levy 1,514.15
 Municipal Expenditures 480.07

PER CENT:
 Gross Debt 1.37
 Net Debt .49
 Tax Levy Collected 95.58
 Tax Levy Cancelled, Abated or Adjusted .93

EXPENDITURES		REVENUES-REALIZED		1992 PROPERTY TAX	
				STATE EQUALIZED TAX RATE	
GENERAL GOVERNMENT					
Governing Body & Public Boards	42,035.00	1992 Property Taxes Collected	43,822,750.58	Local District School Taxes	.91 19,689,597.00
Municipal Clerk	127,300.00	1992 Payments in Lieu of Taxes		Regional & Consolidated School Tax	.30 6,587,003.59
Financial Administration	220,206.00	Delinquent Tax & Lien Collections	1,529,522.70	School Taxes in Municipal Budget	
Assessment of Taxes	140,110.00	Business Personalty Replacement Taxes	153,215.92	County Taxes	.56 12,196,427.25
Collection of Taxes	93,990.00	Taxes from Public Utilities	1,855,905.00	County Library Taxes	
Planning, Housing & Development	167,300.00	Other Miscellaneous Tax Revenues		Local Municipal Purpose Taxes	.23 4,945,700.00
Human Resources	97,992.13	State Aid Revenues	1,040,090.20	Veteran & Senior Citizen Taxes	
Elections		Federal Aid Revenues		Total Taxes for Rate Computation	2.00 43,602,727.84
General Administration (other)	832,551.00	State and Local Fiscal Assistance Act Utilized		Special District Taxes	
JUDICIARY		Sale of Acquired Property		Bank Corp. Taxes	
Municipal Courts	177,735.00	Other Miscellaneous Revenues	2,984,948.80	Added and Omitted Taxes	925,550.52
PUBLIC SAFETY				Total Taxes Levied - ABSTRACT	45,833,458.75
Fire Protection	1,500.00	Prior Years Surplus Appropriated	3,400,000.00	Total Taxes Billed	45,850,061.08
Police Protection	2,749,969.07	REVENUES TOTAL	54,786,433.20	1992 TAXES COLLECTED	43,822,750.58
Civil Defense & Disaster Control	130.00	Reserve For Uncollected Taxes	2,764,993.15	1992 Taxes Cancelled, Abated or Adjusted	426,825.84
Environmental Inspection & Control	284,500.00	CAPITAL OUTLAY TOTAL	251,393.54	Transfer to Tax Title Liens or Foreclosed	69,179.59
Other Public Safety				Balance Outstanding Dec. 31, 1992	1,531,305.07
PUBLIC WORKS				PRIOR YEARS TAXES OUTSTANDING	
Streets and Drainage	931,355.00	Public Enterprises		Balance January 1, 1992	2,240,340.36
Sewers and Sewage Processing		Recreation-Culture	84,265.52	Collected in 1992	1,501,414.21
Garbage and Trash Disposal	1,382,045.00	Public Works	127,076.15	Cancelled, Abated or Adjusted 1992	167,152.25
Public Buildings and Grounds	205,475.00	Buildings and Grounds	31,869.31	Transfers to Tax Title Liens or Foreclosed	8,325.43
Other Public Works	274,177.50	Library and Education	3,182.06	Balance December 31, 1992	563,448.47
HEALTH and WELFARE		Conservation		TAX TITLE LIENS OUTSTANDING	
Health Services Except Environmental	5,165.00	All Other		Balance January 1, 1992	465,462.58
Welfare-Public Assistance	20,195.00	CAPITAL DEBT AUTHORIZED, DECEMBER 31, 1992		Transfer From Taxes	78,887.23
Hospital, Clinics, First Aid		ISSUED AND UNISSUED		Redeemed in 1992	28,108.49
Animal, Insect, & Rodent Control		School	19,620,096	Cancelled, Abated or Adjusted (1992)	
Other Welfare Services		Self-Liquidating		Transfers to Foreclosed Property	
RECREATION and CONSERVATION		Other	10,867,787	Balance December 31, 1992	516,241.32
Beaches and Boardwalks		Total	30,487,883	PROPERTY ACQUIRED BY DEED OR FORECLOSURE	
Parks, Playgrounds, Shade Trees	413,935.00	ISSUED AND OUTSTANDING		Balance January 1, 1992	2,696,040.00
Land Reclamation & Conservation	400.00	School	19,289,796.43	Transfers From Taxes or Liens	
Other Recreational Services		Self-Liquidating		Sale for Cash (1992)	
EDUCATION (excluding schools)		Other	10,636,337.00	Cancelled, Abated or Adjusted (1992)	
Libraries	497,457.00	Total	29,926,133.43	Balance December 31, 1992	2,696,040.00
Other Educational Services		EQUALIZED VALUATION BASIS		CURRENT FINANCES DECEMBER 31, 1992	
STATUTORY EXPENDITURES		FOR NET DEBT COMPUTATION	2,224,067.320	ASSETS	
Pensions & F. I. C. A.	401,231.46	REAL PROPERTY VALUATIONS		Cash Dec. 31, 1992	9,644,072.17
Employee Fringe Benefits	892,167.00	Code Class # of Parcels % VAL'N		Taxes Receivable	2,094,753.54
Other Statutory Expenditures	1,000.00	1 Vacant Land 1804 5.18	87,157,400.00	Tax Title Liens	516,241.32
CETA And Other Public Employment Programs		2 Residential 11763 63.90	1,074,416,050.00	Foreclosed Property	2,696,040.00
MUNICIPAL FUNCTIONS TOTAL	9,959,971.16	3 Farm 196 .80	13,509,240.00	Emergencies & Other Deferred Charges	9,863,101.43
CAPITAL IMPROVEMENTS *MEMO*	83,000.00	4a Commercial 314 23.75	399,343,170.00	State and Federal Aid Receivable	23,185.55
DEBT SERVICE		4b Industrial 49 5.14	86,437,600.00	Other Receivables	656,852.52
Principal Payments	1,010,000.00	4c Apartments 6 1.23	20,631,700.00	Total	25,494,246.58
Interest Payments	778,392.32	Total 14132	1,631,495,160.00	LIABILITIES, RESERVES, AND SURPLUS	
DEFERRED CHARGES	18,224.30	Land Area 22.15 Sq. Miles		Cash Liabilities	4,836,011.49
SCHOOL, COUNTY, SPECIAL DISTRICT TAXES	39,962,208.23	Net Valuation Taxable-Municipal	1,693,343,506	Reserves for Receivables	15,817,608.86
RESERVE FOR UNCOLLECTED TAXES	2,764,993.15	Net Valuation Taxable-County	2,287,184,714	Surplus Dec. 31, 1992	4,840,626.23
EXPENDITURES TOTAL	54,433,739.16	State Equalized Valuation	2,160,782,551	Total	25,494,246.58
		State Equalization Ratio	79.03		

1427
 Population 1980 18,748
 Population 1990 21,282
 S & P Rating
 Moody Rating A

General Tax Rate Per \$100. 4.59
 State Equalized Tax Rate 2.44

MOUNT OLIVE TOWNSHIP - MORRIS CO.
 Form of Government:
 Mayor-Council Plan E (OMCL 50)
 Number of Members on Governing Body - 5

PER CAPITA:
 Gross Debt 909.40
 Net Debt 729.85
 Debt Service 94.35
 Total Tax Levy 1,393.62
 Municipal Expenditures 605.11

PER CENT:
 Gross Debt 1.49
 Net Debt 1.20
 Tax Levy Collected 95.05
 Tax Levy Cancelled, Abated or Adjusted 1.32

EXPENDITURES	REVENUES-REALIZED	1992 PROPERTY TAX
GENERAL GOVERNMENT		STATE EQUALIZED TAX RATE
Governing Body & Public Boards 45,974.00	1992 Property Taxes Collected 29,183,616.29	Local District School Taxes 1.54 18,684,160.50
Municipal Clerk 67,266.00	1992 Payments in Lieu of Taxes	Regional & Consolidated School Tax
Financial Administration 334,982.14	Delinquent Tax & Lien Collections 1,214,919.35	School Taxes in Municipal Budget
Assessment of Taxes 125,916.00	Business Personalty Replacement Taxes 89,289.72	County Taxes .30 3,665,129.48
Collection of Taxes 79,016.00	Taxes from Public Utilities 1,216,685.00	County Library Taxes
Planning, Hausing & Development 192,906.00	Other Miscellaneous Tax Revenues	Local Municipal Purpose Taxes .60 7,272,821.00
Human Resources 89,503.00	State Aid Revenues 1,014,192.34	Veteran & Senior Citizen Taxes 83,650.00
Elections 5,150.00	Federal Aid Revenues	Special Taxes for Rate Computation 2.44 29,705,760.98
General Administration (other) 680,389.00	State and Local Fiscal Assistance Act Utilized	Special District Taxes
JUDICIARY	Sale of Acquired Property	Bank Corp. Taxes
Municipal Courts 221,381.03	Other Miscellaneous Revenues	Added and Omitted Taxes 143,259.30
PUBLIC SAFETY	Total 35,763,633.97	Total Taxes Levied - ABSTRACT 29,765,370.28
Fire Protection 529,902.00	Prior Years Surplus Appropriated 530,000.00	Total Taxes Billed 30,703,967.12
Police Protection 2,267,758.09	REVENUES TOTAL 36,293,633.97	1992 TAXES COLLECTED 29,183,616.29
Civil Defense & Disaster Control 5,777.00	Reserve For Uncollected Taxes 2,046,942.00	1992 Taxes Cancelled, Abated or Adjusted 405,058.85
Environmental Inspection & Control 131,147.00	CAPITAL OUTLAY TOTAL 1,407,427.67	Transfer to Tax Title Liens or Foreclosed 309,258.66
Other Public Safety	Public Enterprises	Balance Outstanding Dec. 31, 1992 806,033.32
PUBLIC WORKS	Recreation-Culture	PRIOR YEARS TAXES OUTSTANDING
Streets and Drainage 804,333.00	Public Works 1,241,222.83	Balance January 1, 1992 1,166,499.71
Sewers and Sewage Processing 391,000.00	Buildings and Grounds 166,204.84	Collected in 1992 924,598.15
Garbage and Trash Disposal	Library and Education	Cancelled, Abated or Adjusted 1992 85,196.89
Public Buildings and Grounds 409,820.00	Conservation	Transfers to Tax Title Liens or Foreclosed 97,398.96
Other Public Works 628,763.00	All Other	Balance December 31, 1992 59,305.71
HEALTH and WELFARE	CAPITAL DEBT AUTHORIZED, DECEMBER 31, 1992	TAX TITLE LIENS OUTSTANDING
Health Services Except Environmental 261,878.00	ISSUED AND UNISSUED GROSS DEBT NET DEBT	Balance January 1, 1992 1,055,756.81
Welfare-Public Assistance 33,063.00	School 3,365,000	Transfer From Taxes 410,913.39
Hospital, Clinics, First Aid	Self-Liquidating	Redeemed in 1992 290,320.20
Animal, Insect, & Rodent Control 33,650.00	Other 15,988,772 15,532,569	Cancelled, Abated or Adjusted (1992)
Other Welfare Services	Total 19,353,772 15,532,569	Transfers to Foreclosed Property 79,622.67
RECREATION and CONSERVATION	ISSUED AND OUTSTANDING	Balance December 31, 1992 1,096,727.33
Beaches and Boardwalks 6,275.00	School 3,365,000.00	PROPERTY ACQUIRED BY DEED OR FORECLOSURE
Parks, Playgrounds, Shade Trees	Self-Liquidating	Balance January 1, 1992 1,059,334.35
Land Reclamation & Conservation 16,400.00	Other 14,633,837.01	Transfers From Taxes or Liens 90,305.65
Other Recreational Services 89,332.00	Total 17,998,837.01	Sale for Cash (1992)
EDUCATION (excluding schools)	EQUALIZED VALUATION BASIS FOR NET DEBT COMPUTATION 1,299,649,533	Cancelled, Abated or Adjusted (1992)
Libraries 457,459.00	REAL PROPERTY VALUATIONS	Balance December 31, 1992 1,149,640.00
Other Educational Services	Code Class # of Parcels % VAL'N ASSESSED VALUATION	CURRENT FINANCES DECEMBER 31, 1992
STATUTORY EXPENDITURES	1 Vacant Land 1049 9.66 62,064,465.00	ASSETS
Pensions & F. L. C. A. 360,850.00	2 Residential 4551 56.32 361,935,079.00	Cash Dec. 31, 1992 4,064,030.68
Employee Fringe Benefits 510,800.00	3 Farm 118 .83 5,325,735.00	Taxes Receivable 865,339.03
Other Statutory Expenditures	4a Commercial 259 9.49 60,986,795.00	Tax Title Liens 1,096,727.33
CETA And Other Public Employment Programs	4b Industrial 43 11.54 74,823,000.00	Foreclosed Property 1,149,640.00
MUNICIPAL FUNCTIONS TOTAL 8,778,703.26	4c Apartments 5 12.06 77,501,749.00	Emergencies & Other Deferred Charges 67,200.00
CAPITAL IMPROVEMENTS *MEMO* 70,000.00	Total 6030 642,636,824.00	State and Federal Aid Receivable 33,239.02
DEBT SERVICE	Land Area 30.06 Sq. Miles	Other Receivables 115,052.98
Principal Payments 855,000.00	Net Valuation Taxable-Municipal 645,898,808	Total 7,391,229.04
Interest Payments 1,153,032.67	Net Valuation Taxable-County 1,250,566,954	LIABILITIES, RESERVES, AND SURPLUS
DEFERRED CHARGES 44,195.00	State Equalized Valuation 1,211,225,939	Cash Liabilities 1,739,493.91
SCHOOL, COUNTY, SPECIAL DISTRICT TAXES 22,349,289.98	State Equalization Ratio 53.20	Reserves for Receivables 3,226,759.34
RESERVE FOR UNCOLLECTED TAXES 2,046,942.00		Surplus Dec. 31, 1992 2,424,975.79
EXPENDITURES TOTAL 35,227,162.91		Total 7,391,229.04

1425
 Population 1980 4,153
 Population 1990 3,847
 S & P Rating AA
 Moody Rating AA

General Tax Rate Per \$100. 5.13
 State Equalized Tax Rate 2.27

MOUNTAIN LAKES BORO. - MORRIS CO.
 Form of Government:
 Council-Manager Plan E (OMCL 50)
 Number of Members on Governing Body - 7

PER CAPITA:
 Gross Debt 1,239.89
 Net Debt 522.53
 Debt Service 86.52
 Total Tax Levy 2,913.85
 Municipal Expenditures 867.71

PER CENT:
 Gross Debt .94
 Net Debt .40
 Tax Levy Collected 97.41
 Tax Levy Cancelled, Abated or Adjusted .04

EXPENDITURES		REVENUES-REALIZED		1992 PROPERTY TAX	
GENERAL GOVERNMENT		REVENUES		STATE EQUALIZED TAX RATE	
Governing Body & Public Boards		1992 Property Taxes Collected	10,919,181.54	Local District School Taxes	1.60 7,891,815.89
Municipal Clerk	11,100.00	1992 Payments in Lieu of Taxes		Regional & Consolidated School Tax	
Financial Administration	19,100.00	Delinquent Tax & Lien Collections	247,717.12	School Taxes in Municipal Budget	
Assessment of Taxes	25,495.00	Business Personalty Replacement Taxes	35,963.12	County Taxes	.31 1,507,736.41
Collection of Taxes	49,175.00	Taxes from Public Utilities	371,256.00	County Library Taxes	
Planning, Housing & Development	77,856.82	Other Miscellaneous Tax Revenues		Local Municipal Purpose Taxes	.36 1,771,197.87
Human Resources		State Aid Revenues	209,325.67	Veteran & Senior Citizen Taxes	10,000.00
Elections		Federal Aid Revenues		Total Taxes for Rate Computation	2.27 11,180,750.17
General Administration (other)	481,475.87	State and Local Fiscal Assistance Act Utilized		Special District Taxes	
JUDICIARY		Sale of Acquired Property		Bank Corp. Taxes	
Municipal Courts	47,396.43	Other Miscellaneous Revenues	314,348.51	Added and Omitted Taxes	38,838.76
PUBLIC SAFETY				Total Taxes Levied - ABSTRACT	11,209,588.93
Fire Protection	145,200.00	Prior Years Surplus Appropriated	656,260.00	Total Taxes Billed	11,209,827.08
Police Protection	669,695.53	REVENUES TOTAL	12,754,051.96	1992 TAXES COLLECTED	10,919,181.54
Civil Defense & Disaster Control	900.00	Reserve For Uncollected Taxes	672,671.87	1992 Taxes Cancelled, Abated or Adjusted	6,555.05
Environmental Inspection & Control	40,065.00	CAPITAL OUTLAY TOTAL	216,164.66	Transfer to Tax Title Liens or Foreclosed	43,363.89
Other Public Safety				Balance Outstanding Dec. 31, 1992	242,726.60
PUBLIC WORKS		Public Enterprises	5,588.94	PRIOR YEARS TAXES OUTSTANDING	
Streets and Drainage	302,238.00	Recreation-Culture	33,221.21	Balance January 1, 1992	247,994.95
Sewers and Sewage Processing		Public Works	137,809.89	Collected in 1992	247,717.12
Garbage and Trash Disposal	45,000.00	Buildings and Grounds	39,544.62	Cancelled, Abated or Adjusted 1992	277.83
Public Buildings and Grounds	76,000.00	Library and Education		Transfers to Tax Title Liens or Foreclosed	
Other Public Works		Conservation		Balance December 31, 1992	
HEALTH and WELFARE		All Other		TAX TITLE LIENS OUTSTANDING	
Health Services Except Environmental	21,295.00			Balance January 1, 1992	104,171.07
Welfare-Public Assistance	500.00	CAPITAL DEBT AUTHORIZED, DECEMBER 31, 1992		Transfer From Taxes	43,363.89
Hospital, Clinics, First Aid		ISSUED AND UNISSUED		Redeemed in 1992	
Animal, Insect, & Rodent Control	400.00	SCHOOL	2,723,000	Cancelled, Abated or Adjusted (1992)	
Other Welfare Services		Self-Liquidating	215,300	Transfers to Foreclosed Property	
RECREATION and CONSERVATION		Other	1,831,558	Balance December 31, 1992	147,534.96
Beaches and Boardwalks		Total	4,769,858	PROPERTY ACQUIRED BY DEED OR FORECLOSURE	
Parks, Playgrounds, Shade Trees	110,768.00	ISSUED AND OUTSTANDING		Balance January 1, 1992	157,085.09
Land Reclamation & Conservation	930.00	School	2,723,000.00	Transfers From Taxes or Liens	
Other Recreational Services	50,678.00	Self-Liquidating	108,300.00	Sale for Cash (1992)	
EDUCATION (excluding schools)		Other	1,572,762.00	Cancelled, Abated or Adjusted (1992)	
Libraries	87,100.00	Total	4,404,062.00	Balance December 31, 1992	157,085.09
Other Educational Services		EQUALIZED VALUATION BASIS FOR NET DEBT COMPUTATION	506,769,993	CURRENT FINANCES DECEMBER 31, 1992	
STATUTORY EXPENDITURES		REAL PROPERTY VALUATIONS		ASSETS	
Pensions & F. L. C. A.	56,339.84	Code Class # of Parcels % VAL'N	ASSESSED VALUATION	Cash Dec. 31, 1992	1,270,042.65
Employee Fringe Benefits	8,300.00	1 Vacant Land 86 1.64	3,560,800.00	Taxes Receivable	242,726.60
Other Statutory Expenditures		2 Residential 1280 85.83	185,962,700.00	Tax Title Liens	147,534.96
CETA And Other Public Employment Programs		3 Farm		Foreclosed Property	157,085.09
MUNICIPAL FUNCTIONS TOTAL	2,327,058.49	4a Commercial 70 11.73	25,415,400.00	Emergencies & Other Deferred Charges	
CAPITAL IMPROVEMENTS *MEMO*	100.00	4b Industrial 5 .80	1,723,300.00	State and Federal Aid Receivable	
DEBT SERVICE		4c Apartments		Other Receivables	11,936.70
Principal Payments	258,867.00	Total	216,662,200.00	Total	1,829,376.00
Interest Payments	73,964.25	Land Area 2.90 Sq. Miles		LIABILITIES, RESERVES, AND SURPLUS	
DEFERRED CHARGES	5,511.33	Net Valuation Taxable-Municipal	217,758,057	Cash Liabilities	297,735.44
SCHOOL, COUNTY, SPECIAL DISTRICT TAXES	9,399,552.30	Net Valuation Taxable-County	509,840,767	Reserves for Receivables	559,333.35
RESERVE FOR UNCOLLECTED TAXES	672,671.87	State Equalized Valuation	491,725,839	Surplus Dec. 31, 1992	972,307.21
EXPENDITURES TOTAL	12,737,625.21	State Equalization Ratio	46.16	Total	1,829,376.00

2010
 Population 1980 7,118
 Population 1990 6,557
 S & P Rating AA
 Moody Rating AA

General Tax Rate Per \$100. 2.78
 State Equalized Tax Rate 1.62

MOUNTAINSIDE BOROUGH - UNION CO.
 Form of Government:
 Borough Council
 Number of Members on Governing Body - 6

PER CAPITA:
 Gross Debt 343.05
 Net Debt 315.16
 Debt Service 48.28
 Total Tax Levy 2,024.58
 Municipal Expenditures 836.55

PER CENT:
 Gross Debt .27
 Net Debt .25
 Tax Levy Collected 96.47
 Tax Levy Cancelled, Abated or Adjusted .79

EXPENDITURES		REVENUES-REALIZED		1992 PROPERTY TAX	
				STATE EQUALIZED TAX RATE	
GENERAL GOVERNMENT					
Governing Body & Public Boards					
Municipal Clerk					
Financial Administration	72,526.00	1992 Property Taxes Collected	13,028,251.54	Local District School Taxes	.42 3,514,177.50
Assessment of Taxes	40,900.00	1992 Payments in Lieu of Taxes		Regional & Consolidated School Tax	.44 3,625,758.63
Collection of Taxes		Delinquent Tax & Lien Collections	374,910.11	School Taxes in Municipal Budget	
Planning, Housing & Development	21,285.00	Business Personalty Replacement Taxes	253,330.64	County Taxes	.43 3,589,319.55
Human Resources	42,612.00	Taxes from Public Utilities	627,438.00	County Library Taxes	
Elections	2,700.00	Other Miscellaneous Tax Revenues	60,830.00	Local Municipal Purpose Taxes	.33 2,741,352.87
General Administration (other)	730,953.53	State Aid Revenues	263,839.16	Veteran & Senior Citizen Taxes	51,700.00
JUDICIARY		Federal Aid Revenues		Total Taxes for Rate Computation	1.62 13,522,308.55
Municipal Courts	72,859.82	State and Local Fiscal Assistance Act Utilized		Special District Taxes	
PUBLIC SAFETY		State and Local Fiscal Assistance Act Utilized		Bank Corp. Taxes	
Fire Protection	209,102.50	Sale of Acquired Property		Added and Omitted Taxes	7,043.47
Police Protection	1,303,681.62	Other Miscellaneous Revenues	629,541.92	Total Taxes Levied - ABSTRACT	13,477,652.02
Civil Defense & Disaster Control	950.00	Total	15,238,141.37	Total Taxes Billed	13,505,308.32
Environmental Inspection & Control	115,075.00	Prior Years Surplus Appropriated	1,327,802.00	1992 TAXES COLLECTED	13,028,251.54
Other Public Safety		REVENUES TOTAL	16,565,943.37	1992 Taxes Cancelled, Abated or Adjusted	107,021.06
PUBLIC WORKS		Reserve For Uncollected Taxes	618,000.00	Transfer to Tax Title Liens or Foreclosed	
Streets and Drainage	403,646.00	CAPITAL OUTLAY TOTAL	161,124.37	Balance Outstanding Dec. 31, 1992	370,035.72
Sewers and Sewage Processing	637,233.00	Public Enterprises		PRIOR YEARS TAXES OUTSTANDING	
Garbage and Trash Disposal		Recreation-Culture		Balance January 1, 1992	371,489.06
Public Buildings and Grounds	86,300.00	Public Works	159,285.10	Collected in 1992	315,562.41
Other Public Works		Buildings and Grounds	1,839.27	Cancelled, Abated or Adjusted 1992	5,348.71
HEALTH and WELFARE		Library and Education		Transfers to Tax Title Liens or Foreclosed	
Health Services Except Environmental	38,900.00	Conservation		Balance December 31, 1992	50,577.94
Welfare-Public Assistance	5,925.00	All Other		TAX TITLE LIENS OUTSTANDING	
Hospital, Clinics, First Aid		CAPITAL DEBT AUTHORIZED, DECEMBER 31, 1992		Balance January 1, 1992	59,347.70
Animal, Insect, & Rodent Control	7,500.00	ISSUED AND UNISSUED		Transfer From Taxes	
Other Welfare Services		School	168,023	Redeemed in 1992	59,347.70
RECREATION and CONSERVATION		Self-Liquidating		Cancelled, Abated or Adjusted (1992)	
Beaches and Boardwalks		Other	2,115,530	Transfers to Foreclosed Property	
Parks, Playgrounds, Shade Trees	12,950.00	Total	2,283,653	Balance December 31, 1992	
Land Reclamation & Conservation	6,342.72	ISSUED AND OUTSTANDING		PROPERTY ACQUIRED BY DEED OR	
Other Recreational Services	92,170.00	School	168,023.14	FORECLOSURE	
EDUCATION (excluding schools)		Self-Liquidating		Balance January 1, 1992	3,875.00
Libraries	309,964.00	Other	948,000.00	Transfers From Taxes or Liens	
Other Educational Services		Total	1,116,023.14	Sale for Cash (1992)	
STATUTORY EXPENDITURES		EQUALIZED VALUATION BASIS		Cancelled, Abated or Adjusted (1992)	
Pensions & F. I. C. A.	60,200.00	FOR NET DEBT COMPUTATION	854,552,781	Balance December 31, 1992	3,875.00
Employee Fringe Benefits	247,100.00	REAL PROPERTY VALUATIONS		CURRENT FINANCES DECEMBER 31, 1992	
Other Statutory Expenditures		Code Class # of Parcels % VAL'N ASSESSED VALUATION		ASSETS	
CETA And Other Public Employment Programs		1 Vacant Land 91 1.17 5,669,100.00		Cash Dec. 31, 1992	2,420,687.22
MUNICIPAL FUNCTIONS TOTAL	4,515,876.19	2 Residential 2385 76.37 370,122,700.00		Taxes Receivable	420,613.66
CAPITAL IMPROVEMENTS *ME40*	31,512.00	3 Farm		Tax Title Liens	
DEBT SERVICE		4a Commercial 102 12.44 60,296,700.00		Foreclosed Property	3,875.00
Principal Payments	240,000.00	4b Industrial 58 10.02 48,540,500.00		Emergencies & Other Deferred Charges	
Interest Payments	81,418.67	4c Apartments		State and Federal Aid Receivable	2,994.31
DEFERRED CHARGES	113,632.36	Total 2537 484,629,000.00		Other Receivables	407,941.52
SCHOOL, COUNTY, SPECIAL DISTRICT TAXES	10,729,255.68	Land Area 4.10 Sq. Miles		Total	3,256,111.71
RESERVE FOR UNCOLLECTED TAXES	618,000.00	Net Valuation Taxable-Municipal	485,549,099	LIABILITIES, RESERVES, AND SURPLUS	
EXPENDITURES TOTAL	16,298,182.90	Net Valuation Taxable-County	862,932,369	Cash Liabilities	921,639.42
		State Equalized Valuation	830,906,398	Reserves for Receivables	832,430.19
		State Equalization Ratio	58.39	Surplus Dec. 31, 1992	1,502,042.11

0117
 Population 1980 5,243
 Population 1990 5,896
 S & P Rating
 Moody Rating AAA

General Tax Rate Per \$100. 3.11
 State Equalized Tax Rate 2.13

MULLICA TOWNSHIP - ATLANTIC COUNTY
 Form of Government:
 Mayor-Council Plan F (OMCL 50)
 Number of Members on Governing Body - 5

PER CAPITA:
 Gross Debt 675.27
 Net Debt 313.08
 Debt Service 41.11
 Total Tax Levy 374.35
 Municipal Expenditures 479.21

PER CENT:
 Gross Debt 1.73
 Net Debt .31
 Tax Levy Collected 97.13
 Tax Levy Cancelled, Abated or Adjusted .16

EXPENDITURES		REVENUES-REALIZED		1992 PROPERTY TAX	
GENERAL GOVERNMENT				STATE EQUALIZED TAX RATE	
Governing Body & Public Boards	16,093.00	1992 Property Taxes Collected	4,503,522.64	Local District School Taxes	.69
Municipal Clerk	70,725.15	1992 Payments in Lieu of Taxes		Regional & Consolidated School Tax	.47
Financial Administration	36,390.51	Delinquent Tax & Lien Collections	484,576.98	School Taxes in Municipal Budget	
Assessment of Taxes	41,523.16	Business Personalty Replacement Taxes	33,505.40	County Taxes	.47 *
Collection of Taxes	65,414.90	Taxes from Public Utilities	275,565.00	County Library Taxes	.03
Planning, Housing & Development	13,907.60	Other Miscellaneous Tax Revenues		Local Municipal Purpose Taxes	.46
Human Resources	41,130.00	State Aid Revenues	231,566.52	Veteran & Senior Citizen Taxes	
Elections		Federal Aid Revenues		Total Taxes for Rate Computation	2.12
General Administration (other)	281,523.00	State and Local Fiscal Assistance Act Utilized		Special District Taxes	
JUDICIARY		Sale of Acquired Property		Bank Corp. Taxes	
Municipal Courts	68,652.16	Other Miscellaneous Revenues	324,119.34	Added and Omitted Taxes	
PUBLIC SAFETY		Total	5,852,855.88	Total Taxes Levied - ABSTRACT	
Fire Protection	43,302.20	Prior Years Surplus Appropriated	365,000.00	Total Taxes Billed	5,168,561.17
Police Protection	606,144.94	REVENUES TOTAL	6,217,855.88	1992 TAXES COLLECTED	4,503,522.64
Civil Defense & Disaster Control	2,100.00	Reserve For Uncollected Taxes	686,110.09	1992 Taxes Cancelled, Abated or Adjusted	8,442.95
Environmental Inspection & Control		CAPITAL OUTLAY TOTAL	365,810.42	Transfer to Tax Title Liens or Foreclosed	173,090.46
Other Public Safety		Public Enterprises		Balance Outstanding Dec. 31, 1992	483,502.12
PUBLIC WORKS		Recreation-Culture		PRIOR YEARS TAXES OUTSTANDING	
Streets and Drainage	74,249.72	Public Works	42,528.00	Balance January 1, 1992	461,944.76
Sewers and Sewage Processing	66,411.90	Buildings and Grounds	323,282.42	Collected in 1992	414,146.86
Garbage and Trash Disposal	127,475.44	Library and Education		Cancelled, Abated or Adjusted 1992	1,985.46
Public Buildings and Grounds	28,225.00	Conservation		Transfers to Tax Title Liens or Foreclosed	36,492.25
Other Public Works	16,375.00	All Other		Balance December 31, 1992	9,320.21
HEALTH and WELFARE		CAPITAL DEBT AUTHORIZED, DECEMBER 31, 1992		TAX TITLE LIENS OUTSTANDING	
Health Services Except Environmental		ISSUED AND UNISSUED		Balance January 1, 1992	533,459.60
Welfare-Public Assistance	3,734.74	School	2,106,023	Transfer From Taxes	217,738.42
Hospital, Clinics, First Aid		Self-Liquidating		Redeemed in 1992	70,427.14
Animal, Insect, & Rodent Control		Other	1,875,375	Cancelled, Abated or Adjusted (1992)	
Other Welfare Services		Total	3,981,398	Transfers to Foreclosed Property	
RECREATION and CONSERVATION		ISSUED AND OUTSTANDING		Balance December 31, 1992	680,770.89
Beaches and Boardwalks		School	969,869.27	PROPERTY ACQUIRED BY DEED OR FORECLOSURE	
Parks, Playgrounds, Shade Trees		Self-Liquidating		Balance January 1, 1992	
Land Reclamation & Conservation		Other	1,604,500.00	Transfers From Taxes or Liens	
Other Recreational Services	100.00	Total	2,574,369.27	Sale for Cash (1992)	
EDUCATION (excluding schools)		EQUALIZED VALUATION BASIS		Cancelled, Abated or Adjusted (1992)	
Libraries		FOR NET DEBT COMPUTATION	230,671,004	Balance December 31, 1992	
Other Educational Services	250.00	REAL PROPERTY VALUATIONS		CURRENT FINANCES DECEMBER 31, 1992	
STATUTORY EXPENDITURES		Code Class # of Parcels % VAL'N		ASSETS	
Pensions & F. L. C. A.	63,311.32	1 Vacant Land 2806 15.22	24,599,400.00	Cash Dec. 31, 1992	931,616.15
Employee Fringe Benefits	128,433.89	2 Residential 1894 74.52	120,570,200.00	Taxes Receivable	492,822.33
Other Statutory Expenditures	3,216.90	3 Farm 144 2.37	4,639,400.00	Tox Title Liens	680,770.83
CETA And Other Public Employment Programs		4a Commercial 91 6.39	10,332,400.00	Foreclosed Property	
MUNICIPAL FUNCTIONS TOTAL	1,794,740.53	4b Industrial 3 .89	1,441,300.00	Emergencies & Other Deferred Charges	68,707.11
CAPITAL IMPROVEMENTS *MEMO*		4c Apartments		State and Federal Aid Receivable	4,602.74
DEBT SERVICE		Total 4938	161,582,700.00	Other Receivables	273,713.05
Principal Payments	180,000.00	Land Area 56.50 Sq. Miles		Total	2,452,232.24
Interest Payments	62,335.23	Net Valuation Taxable-Municipal	163,347,027	LIABILITIES, RESERVES, AND SURPLUS	
DEFERRED CHARGES	102,171.43	Net Valuation Taxable-County	242,512,274	Cash Liabilities	462,116.35
SCHOOL, COUNTY, SPECIAL DISTRICT TAXES	3,995,046.49	State Equalized Valuation	238,030,886	Reserves for Receivables	1,447,306.26
RESERVE FOR UNCOLLECTED TAXES	636,110.09	State Equalization Ratio	69.39	Surplus Dec. 31, 1992	542,809.65
EXPENDITURES TOTAL	6,321,453.82			Total	2,452,232.26

0812

Population 1980 3,552
 Population 1990 3,413
 S & P Rating
 Moody Rating

General Tax Rate Per \$100. 3.74
 State Equalized Tax Rate 2.18

NATIONAL PARK BORO. - GLOUCESTER CO.

Form of Government:
Borough Council
 Number of Members on Governing Body - 6

PER CAPITA:
 Gross Debt 169.21
 Net Debt 19.69
 Debt Service 9.72
 Total Tax Levy 561.57
 Municipal Expenditures 432.60

PER CENT:
 Gross Debt .71
 Net Debt .03
 Tax Levy Collected 93.32
 Tax Levy Cancelled, Abated or Adjusted .07

EXPENDITURES		REVENUES-REALIZED		1992 PROPERTY TAX	
GENERAL GOVERNMENT				STATE EQUALIZED TAX RATE	
Governing Body & Public Boards		1992 Property Taxes Collected	1,739,286.28	Local District School Taxes	.56 493,775.00
Municipal Clerk		1992 Payments in Lieu of Taxes		Regional & Consolidated School Tax	.56 438,971.22
Financial Administration	29,756.77	Delinquent Tax & Lien Collections	140,081.05	School Taxes in Municipal Budget	
Assessment of Taxes	15,234.00	Business Personality Replacement Taxes	6,747.84	County Taxes	.59 515,784.33
Collection of Taxes	17,283.19	Taxes from Public Utilities	341,511.00	County Library Taxes	.02 21,556.64
Planning, Housing & Development	5,433.08	Other Miscellaneous Tax Revenues		Local Municipal Purpose Taxes	.45 393,000.00
Human Resources	22,612.21	State Aid Revenues	313,952.51	Veteran & Senior Citizen Taxes	
Elections	1,730.00	Federal Aid Revenues		Total Taxes for Rate Computation	2.19 1,961,797.19
General Administration (other)	214,093.47	State and Local Fiscal Assistance Act Utilized		Special District Taxes	
JUDICIARY		Sale of Acquired Property		Bank Corp. Taxes	
Municipal Courts	26,809.29	Other Miscellaneous Revenues	152,935.90	Added and Omitted Taxes	3,555.13
PUBLIC SAFETY		Total	2,744,516.58	Total Taxes Levied - ABSTRACT	1,916,642.32
Fire Protection	30,156.80	Prior Years Surplus Appropriated	209,826.62	Total Taxes Billed	1,917,296.86
Police Protection	259,742.63	REVENUES TOTAL	2,954,341.20	1992 TAXES COLLECTED	1,789,286.28
Civil Defense & Disaster Control	1,050.00	Reserve For Uncollected Taxes	153,840.00	1992 Taxes Cancelled, Abated or Adjusted	1,414.79
Environmental Inspection & Control	19,044.00	CAPITAL OUTLAY TOTAL		Transfer to Tax Title Liens or Foreclosed	593.44
Other Public Safety		Public Enterprises		Balance Outstanding Dec. 31, 1992	126,012.35
PUBLIC WORKS		Recreation-Culture		PRIOR YEARS TAXES OUTSTANDING	
Streets and Drainage	223,622.23	Public Works		Balance January 1, 1992	138,784.28
Sewers and Sewage Processing	24,807.00	Buildings and Grounds		Collected in 1992	133,601.76
Garbage and Trash Disposal	209,193.00	Library and Education		Cancelled, Abated or Adjusted 1992	7.34
Public Buildings and Grounds	42,066.00	Conservation		Transfers to Tax Title Liens or Foreclosed	
Other Public Works		All Other		Balance December 31, 1992	175.18
HEALTH and WELFARE		CAPITAL DEBT AUTHORIZED, DECEMBER 31, 1992		TAX TITLE LIENS OUTSTANDING	
Health Services Except Environmental	957.00	ISSUED AND UNISSUED		Balance January 1, 1992	5,481.71
Welfare-Public Assistance	100.00	School	303,098	Transfer From Taxes	583.44
Hospital, Clinics, First Aid		Self-Liquidating	208,078	Redeemed in 1992	1,479.29
Animal, Insect, & Radent Control		Other	66,350	Cancelled, Abated or Adjusted (1992)	
Other Welfare Services		Total	577,527	Transfers to Foreclosed Property	
RECREATION and CONSERVATION		ISSUED AND OUTSTANDING		Balance December 31, 1992	4,585.86
Beaches and Boardwalks		School	303,098.52	PROPERTY ACQUIRED BY DEED OR FORECLOSURE	
Parks, Playgrounds, Shade Trees	5,700.00	Self-Liquidating	208,078.62	Balance January 1, 1992	17,493.00
Land Reclamation & Conservation		Other	56,000.00	Transfers From Taxes or Liens	
Other Recreational Services	2,900.00	Total	567,177.14	Sale for Cash (1992)	
EDUCATION (excluding schools)		EQUALIZED VALUATION BASIS		Cancelled, Abated or Adjusted (1992)	
Libraries		FOR NET DEBT COMPUTATION	81,193,242	Balance December 31, 1992	17,493.00
Other Educational Services		REAL PROPERTY VALUATIONS		CURRENT FINANCES DECEMBER 31, 1992	
STATUTORY EXPENDITURES		Code Class # of Parcels % VAL'N		ASSETS	
Pensions & F. I. C. A.	51,799.73	1 Vacant Land 126 1.68	958,500.00	Cash Dec. 31, 1992	615,924.68
Employee Fringe Benefits	73,070.70	2 Residential 1048 91.63	46,750,300.00	Taxes Receivable	126,187.53
Other Statutory Expenditures	3,500.00	3 Farm		Tax Title Liens	4,585.86
CETA And Other Public Employment Programs		4a Commercial 39 5.94	3,031,600.00	Foreclosed Property	17,493.00
MUNICIPAL FUNCTIONS TOTAL	1,280,651.15	4b Industrial		Emergencies & Other Deferred Charges	12,551.97
CAPITAL IMPROVEMENTS *MEMO*		4c Apartments 4 .75	382,400.00	State and Federal Aid Receivable	109,359.31
DEBT SERVICE		Total 1217	51,022,800.00	Other Receivables	2,942.05
Principal Payments	25,507.50	Land Area 1.00 Sq. Miles		Total	979,044.30
Interest Payments	4,241.92	Net Valuation Taxable-Municipal	51,159,565	LIABILITIES, RESERVES, AND SURPLUS	
DEFERRED CHARGES	12,206.33	Net Valuation Taxable-County	82,746,757	Cash Liabilities	438,129.12
SCHOOL, COUNTY, SPECIAL DISTRICT TAXES	1,520,037.19	State Equalized Valuation	37,529,536	Reserves for Receivables	151,203.44
RESERVE FOR UNCOLLECTED TAXES	153,840.00	State Equalization Ratio	58.39	Surplus Dec. 31, 1992	399,706.74
EXPENDITURES TOTAL	2,996,534.09			Total	979,044.30

1334
 Population 1980 28,366
 Population 1990 28,148
 S & P Rating BBB+
 Moody Rating AAA

General Tax Rate Per \$100. 2.31
 State Equalized Tax Rate 2.27

NEPTUNE TOWNSHIP - MONMOUTH CO.

Form of Government:
 Township Committee

Number of Members on Governing Body - 5

PER CAPITA: Grass Debt 583.34 PER CENT: Grass Debt 1.15
 Net Debt 511.09 Net Debt 1.01
 Debt Service 60.74 Tax Levy Collected 94.29
 Total Tax Levy 1,162.62 Tax Levy Cancelled, Abated
 Municipal Expenditures 665.34 or Adjusted .85

EXPENDITURES	REVENUES-REALIZED	1992 PROPERTY TAX
GENERAL GOVERNMENT		STATE EQUALIZED TAX RATE
Governing Body & Public Boards		Local District School Taxes 1.28 17,597,291.00
Municipal Clerk 128,438.00	1992 Property Taxes Collected 30,853,247.27	Regional & Consolidated School Tax
Financial Administration 263,750.00	1992 Payments in Lieu of Taxes 167,345.71	School Taxes in Municipal Budget
Assessment of Taxes 132,828.00	Delinquent Tax & Lien Collections 1,822,786.00	County Taxes .45 * 6,238,067.16
Collection of Taxes 159,000.00	Business Personalty Replacement Taxes 286,123.75	County Library Taxes
Planning, Housing & Development 85,036.00	Taxes from Public Utilities 2,519,442.00	Local Municipal Purpose Taxes .53 7,356,491.25
Human Resources 882,947.00	Other Miscellaneous Tax Revenues	Veteran & Senior Citizen Taxes 238,500.00
Elections 6,200.00	State Aid Revenues 3,246,512.35	Total Taxes for Rate Computation 2.26 31,430,349.41
General Administration (other) 1,153,450.00	Federal Aid Revenues	Special District Taxes 1,482,587.34
JUDICIARY	State and Local Fiscal Assistance Act Utilized	Bank Corp. Taxes
Municipal Courts 155,591.00	Sale of Acquired Property 164,085.00	Added and Omitted Taxes 50,906.49
PUBLIC SAFETY	Other Miscellaneous Revenues 1,921,506.87	Total Taxes Levied - ABSTRACT 32,725,343.24
Fire Protection 3,453,909.11	Total 40,979,048.95	Total Taxes Billed 32,725,343.24
Police Protection 17,500.00	Prior Years Surplus Appropriated 2,285,139.00	1992 TAXES COLLECTED 30,853,247.27
Civil Defense & Disaster Control 17,500.00	REVENUES TOTAL 43,264,187.95	1992 Taxes Cancelled, Abated or Adjusted 277,246.35
Environmental Inspection & Control 335,155.00	Reserve For Uncollected Taxes 2,137,672.00	Transfer to Tax Title Liens or Foreclosed 46,926.60
Other Public Safety	CAPITAL OUTLAY TOTAL 1,733,802.12	Balance Outstanding Dec. 31, 1992 1,567,923.02
PUBLIC WORKS		PRIOR YEARS TAXES OUTSTANDING
Streets and Drainage 462,779.00	Public Enterprises	Balance January 1, 1992 1,774,159.75
Sewers and Sewage Processing 202,210.65	Recreation-Culture 22,969.05	Collected in 1992 1,534,150.50
Garbage and Trash Disposal 2,145,391.00	Public Works 1,700,098.07	Cancelled, Abated or Adjusted 1992 18,123.91
Public Buildings and Grounds 289,673.00	Buildings and Grounds 10,735.00	Transfers to Tax Title Liens or Foreclosed 120,156.48
Other Public Works 857,411.00	Library and Education	Balance December 31, 1992 101,723.86
HEALTH and WELFARE	Conservation	TAX TITLE LIENS OUTSTANDING
Health Services Except Environmental 62,224.00	All Other	Balance January 1, 1992 531,769.00
Welfare-Public Assistance 77,610.00	CAPITAL DEBT AUTHORIZED, DECEMBER 31, 1992	Transfer From Taxes 188,804.17
Hospital, Clinics, First Aid	ISSUED AND UNISSUED GROSS DEBT NET DEBT	Redeemed in 1992 298,635.85
Animal, Insect, & Rodent Control	School 1,125,000	Cancelled, Abated or Adjusted (1992) 137,204.80
Other Welfare Services	Self-Liquidating 908,700	Transfers to Foreclosed Property
RECREATION and CONSERVATION	Other 14,386,191	Balance December 31, 1992 294,732.52
Beaches and Boardwalks 265,702.00	Total 16,419,891	PROPERTY ACQUIRED BY DEED OR FORECLOSURE
Parks, Playgrounds, Shade Trees 37,657.35	ISSUED AND OUTSTANDING	Balance January 1, 1992 12,616,300.00
Land Reclamation & Conservation 172,179.00	School 1,125,000.00	Transfers From Taxes or Liens
Other Recreational Services	Self-Liquidating 664,000.00	Sale for Cash (1992)
EDUCATION (excluding schools)	Other 10,897,000.00	Cancelled, Abated or Adjusted (1992) 456,600.00
Libraries 575,125.00	Total 12,686,000.00	Balance December 31, 1992 12,159,700.00
Other Educational Services 27,761.00	EQUALIZED VALUATION BASIS FOR NET DEBT COMPUTATION 1,427,728,705	CURRENT FINANCES DECEMBER 31, 1992
STATUTORY EXPENDITURES	REAL PROPERTY VALUATIONS	ASSETS
Pensions & F. L. C. A. 1,020,360.95	Code Class # of Parcels % VAL'N ASSESSED VALUATION	Cash Dec. 31, 1992 8,215,942.00
Employee Fringe Benefits 1,755,939.00	1 Vacant Land 855 2.58 34,566,700.00	Taxes Receivable 1,649,651.89
Other Statutory Expenditures	2 Residential 8784 76.17 1,021,955,000.00	Tax Title Liens 294,732.52
CETA And Other Public Employment Programs 14,785,942.06	3 Farm 5 .03 385,700.00	Foreclosed Property 12,159,700.00
MUNICIPAL FUNCTIONS TOTAL 14,785,942.06	4a Commercial 512 18.34 245,019,100.00	Emergencies & Other Deferred Charges 322,127.00
CAPITAL IMPROVEMENTS *1E90* 196,547.65	4b Industrial 12 .74 9,956,900.00	State and Federal Aid Receivable 146,764.00
DEBT SERVICE	4c Apartments 55 2.14 23,765,000.00	Other Receivables 172,042.60
Principal Payments 949,000.00	Total 10223 1,341,649,400.00	Total 22,960,960.00
Interest Payments 760,698.00	Land Area 9.00 Sq. Miles	LIABILITIES, RESERVES, AND SURPLUS
DEFERRED CHARGES 121,712.06	Net Valuation Taxable-Municipal 1,352,645,800	Cash Liabilities 5,313,307.00
SCHOOL, COUNTY, SPECIAL DISTRICT TAXES 25,317,945.50	Net Valuation Taxable-County 1,459,763,894	Reserves for Receivables 14,422,891.00
RESERVE FOR UNCOLLECTED TAXES 2,137,672.00	State Equalized Valuation 1,379,049,219	Surplus Dec. 31, 1992 3,224,762.00
EXPENDITURES TOTAL 44,073,969.62	State Equalization Ratio 98.07	Total 22,960,960.00

1335
 Population 1980 5,276
 Population 1990 4,997
 S & P Rating
 Moody Rating

General Tax Rate Per \$100. 2.02
 State Equalized Tax Rate 2.27

NEPTUNE CITY BORO. - MONMOUTH CO.
 Form of Government:
 Borough Council
 Number of Members on Governing Body - 6

PER CAPITA:
 Gross Debt 77.49
 Net Debt 77.49
 Debt Service 15.09
 Total Tax Levy 979.86
 Municipal Expenditures 583.03

PER CENT:
 Gross Debt .17
 Net Debt .17
 Tax Levy Collected 96.12
 Tax Levy Cancelled, Abated or Adjusted .52

EXPENDITURES		REVENUES-REALIZED			1992 PROPERTY TAX	
					STATE EQUALIZED TAX RATE	
GENERAL GOVERNMENT						
Governing Body & Public Boards						
Municipal Clerk						
Financial Administration	19,650.00	1992 Property Taxes Collected	6,707,789.49	Local District School Taxes	1.13	2,428,755.00
Assessment of Taxes	53,492.50	1992 Payments in Lieu of Taxes	29,460.58	Regional & Consolidated School Tax		
Collection of Taxes	52,119.75	Delinquent Tax & Lien Collections	246,113.34	School Taxes in Municipal Budget		
Planning, Housing & Development	63,825.00	Business Personalty Replacement Taxes	70,462.40	County Taxes	.46 *	995,020.73
Human Resources	59,232.00	Taxes from Public Utilities	313,787.12	County Library Taxes	.02	37,675.32
Elections	1,300.00	Other Miscellaneous Tax Revenues		Local Municipal Purpose Taxes	.66	1,405,677.90
General Administration (other)	270,056.29	State Aid Revenues	258,202.08	Veteran & Senior Citizen Taxes		48,650.00
JUDICIARY		Federal Aid Revenues		Total Taxes for Rate Computation	2.27	4,915,778.95
Municipal Courts	82,392.77	State and Local Fiscal Assistance Act Utilized		Special District Taxes		
PUBLIC SAFETY		Sale of Acquired Property		Bank Corp. Taxes		
Fire Protection	83,917.20	Other Miscellaneous Revenues	497,283.16	Added and Omitted Taxes		29,248.60
Police Protection	877,334.31			Total Taxes Levied - ABSTRACT		4,896,377.55
Civil Defense & Disaster Control	500.00			Total Taxes Billed		4,897,825.52
Environmental Inspection & Control	34,190.00	Prior Years Surplus Appropriated	460,190.00	1992 TAXES COLLECTED		4,707,789.49
Other Public Safety		REVENUES TOTAL	6,582,288.17	1992 Taxes Cancelled, Abated or Adjusted		25,482.85
PUBLIC WORKS		Reserve For Uncollected Taxes	243,865.56	Transfer to Tax Title Liens or Foreclosed		1,194.41
Streets and Drainage	275,697.00	CAPITAL OUTLAY TOTAL	216,369.30	Balance Outstanding Dec. 31, 1992		163,358.77
Sewers and Sewage Processing		Public Enterprises	16,163.67	PRIOR YEARS TAXES OUTSTANDING		
Garbage and Trash Disposal	332,000.00	Recreation-Culture		Balance January 1, 1992		163,662.16
Public Buildings and Grounds	1,200.00	Public Works	199,855.63	Collected in 1992		157,617.76
Other Public Works	10,300.00	Buildings and Grounds	350.00	Cancelled, Abated or Adjusted 1992		
HEALTH and WELFARE		Library and Education		Transfers to Tax Title Liens or Foreclosed		5,379.18
Health Services Except Environmental		Conservation		Balance December 31, 1992		665.22
Welfare-Public Assistance	9,331.00	All Other		TAX TITLE LIENS OUTSTANDING		
Hospital, Clinics, First Aid		CAPITAL DEBT AUTHORIZED, DECEMBER 31, 1992		Balance January 1, 1992		92,405.34
Animal, Insect, & Rodent Control		ISSUED AND UNISSUED		Transfer From Taxes		7,397.13
Other Welfare Services		School		Redeemed in 1992		83,495.59
RECREATION and CONSERVATION		Self-Liquidating		Cancelled, Abated or Adjusted (1992)		
Beaches and Boardwalks		Other	387,201	Transfers to Foreclosed Property		
Parks, Playgrounds, Shade Trees	2,600.00	Total	387,201	Balance December 31, 1992		11,306.89
Land Reclamation & Conservation	87,264.00	ISSUED AND OUTSTANDING		PROPERTY ACQUIRED BY DEED OR FORECLOSURE		
Other Recreational Services	39,300.00	School		Balance January 1, 1992		53,213.00
EDUCATION (excluding schools)		Self-Liquidating		Transfers From Taxes or Liens		
Libraries	16,895.00	Other		Sale for Cash (1992)		
Other Educational Services		Total	55,000.00	Cancelled, Abated or Adjusted (1992)		
STATUTORY EXPENDITURES		EQUALIZED VALUATION BASIS FOR NET DEBT COMPUTATION		Balance December 31, 1992		53,213.00
Pensions & F. L. C. A.	55,000.00	REAL PROPERTY VALUATIONS		CURRENT FINANCES DECEMBER 31, 1992		
Employee Fringe Benefits	150,000.00	Code	Class	# of Parcels	% VAL'N	ASSESSED VALUATION
Other Statutory Expenditures		1	Vacant Land	120	2.61	6,272,500.00
CETA And Other Public Employment Programs		2	Residential	1349	64.65	155,265,900.00
MUNICIPAL FUNCTIONS TOTAL	2,573,566.82	3	Farm			49,925,400.00
CAPITAL IMPROVEMENTS *MEMO*	30,000.00	4a	Commercial	99	20.37	5,950,900.00
DEBT SERVICE		4b	Industrial	10	2.39	22,741,400.00
Principal Payments	68,000.00	4c	Apartments	9	9.47	240,156,000.00
Interest Payments	7,330.00	Total		1537		
DEFERRED CHARGES	15,580.00	Land Area	.90	Sq. Miles		
SCHOOL, COUNTY, SPECIAL DISTRICT TAXES	3,461,451.05	Net Valuation Taxable-Municipal				240,899,360
RESERVE FOR UNCOLLECTED TAXES	243,865.56	Net Valuation Taxable-County				227,877,472
EXPENDITURES TOTAL	6,376,843.43	State Equalized Valuation				214,120,526
		State Equalization Ratio				112.55

*Includes County Health Service Taxes, County Vocational School Taxes, or County Open Space Tax. See Table 13.

1428

Population 1980 3,557
 Population 1990 3,311
 S & P Rating
 Moody Rating

General Tax Rate Per \$100. 2.21
 State Equalized Tax Rate 2.33

NETCONG BOROUGH - MORRIS COUNTY
 Form of Government:
 Borough Council
 Number of Members on Governing Body - 6

PER CAPITA: Gross Debt 777.94 PER CENT: Gross Debt 1.66
 Net Debt 602.97 Net Debt 1.29
 Debt Service 80.49 Tax Levy Collected 94.64
 Total Tax Levy 1,133.26 Tax Levy Cancelled, Abated
 Municipal Expenditures 569.72 or Adjusted 1.13

EXPENDITURES		REVENUES-REALIZED		1992 PROPERTY TAX	
GENERAL GOVERNMENT		1992 Property Taxes Collected 3,553,915.42		STATE EQUALIZED TAX RATE	
Governing Body & Public Boards		1992 Payments in Lieu of Taxes	48.94	Local District School Taxes	.96
Municipal Clerk		Delinquent Tax & Lien Collections	123,564.70	Regional & Consolidated School Tax	.43
Financial Administration	36,047.00	Business Personalty Replacement Taxes	51,879.12	School Taxes in Municipal Budget	
Assessment of Taxes	11,450.00	Taxes from Public Utilities	239,385.00	County Taxes	.29
Collection of Taxes	21,638.00	Other Miscellaneous Tax Revenues		County Library Taxes	
Planning, Housing & Development	21,571.00	State Aid Revenues	205,241.60	Local Municipal Purpose Taxes	.65
Human Resources	27,550.00	Federal Aid Revenues		Veteran & Senior Citizen Taxes	
Elections		State and Local Fiscal Assistance Act Utilized		Total Taxes for Rate Computation	2.33
General Administration (other)	249,856.00	Sale of Acquired Property		Special District Taxes	
JUDICIARY		Other Miscellaneous Revenues	119,193.87	Bank Corp. Taxes	
Municipal Courts	40,122.00	Total	4,293,228.65	Added and Omitted Taxes	
PUBLIC SAFETY		Prior Years Surplus Appropriated	200,000.00	Total Taxes Levied - ABSTRACT	3,752,215.42
Fire Protection	20,743.00	REVENUES TOTAL	4,493,228.65	Total Taxes Billed	3,755,131.28
Police Protection	321,076.00	Reserve For Uncollected Taxes	250,000.00	1992 TAXES COLLECTED	3,553,915.42
Civil Defense & Disaster Control	1,231.00	CAPITAL OUTLAY TOTAL	480,300.91	1992 Taxes Cancelled, Abated or Adjusted	44,234.10
Environmental Inspection & Control	26,214.00	Public Enterprises	14,346.50	Transfer to Tax Title Liens or Foreclosed	19,841.39
Other Public Safety		Recreation-Culture		Balance Outstanding Dec. 31, 1992	137,140.39
PUBLIC WORKS		Public Works	42,144.01	PRIOR YEARS TAXES OUTSTANDING	
Streets and Drainage	84,870.00	Buildings and Grounds	423,310.40	Balance January 1, 1992	166,061.12
Sewers and Sewage Processing		Library and Education		Collected in 1992	93,649.20
Garbage and Trash Disposal	212,112.00	Conservation		Cancelled, Abated or Adjusted 1992	12,648.68
Public Buildings and Grounds	13,750.00	All Other		Transfers to Tax Title Liens or Foreclosed	12,985.38
Other Public Works	15,358.00	CAPITAL DEBT AUTHORIZED, DECEMBER 31, 1992		Balance December 31, 1992	46,777.86
HEALTH and WELFARE		ISSUED AND UNISSUED		TAX TITLE LIENS OUTSTANDING	
Health Services Except Environmental	27,894.00	School	317,302	Balance January 1, 1992	42,926.75
Welfare-Public Assistance	8,551.00	Self-Liquidating	847,696	Transfer From Taxes	34,740.89
Hospital, Clinics, First Aid		Other	1,410,750	Redeemed in 1992	29,915.50
Animal, Insect, & Rodent Control	2,650.00	Total	2,575,749	Cancelled, Abated or Adjusted (1992)	
Other Welfare Services		ISSUED AND OUTSTANDING		Transfers to Foreclosed Property	
RECREATION and CONSERVATION		School	317,302.90	Balance December 31, 1992	47,752.15
Beaches and Boardwalks		Self-Liquidating	847,696.69	PROPERTY ACQUIRED BY DEED OR FORECLOSURE	
Parks, Playgrounds, Shade Trees		Other	1,294,000.00	Balance January 1, 1992	700.00
Land Reclamation & Conservation	19,000.00	Total	2,458,999.59	Transfers From Taxes or Liens	
Other Recreational Services	22,862.00	EQUALIZED VALUATION BASIS FOR NET DEBT COMPUTATION	154,761,080	Sale for Cash (1992)	
EDUCATION (excluding schools)		REAL PROPERTY VALUATIONS		Cancelled, Abated or Adjusted (1992)	
Libraries	6,000.00	Code		Balance December 31, 1992	700.00
Other Educational Services		Cross		CURRENT FINANCES DECEMBER 31, 1992	
STATUTORY EXPENDITURES		# of Parcels		ASSETS	
Pensions & F. L. C. A.	45,337.00	% VAL'N		Cash Dec. 31, 1992	480,324.95
Employee Fringe Benefits	106,185.00	1 Vacant Land	54 2.14	Taxes Receivable	183,918.24
Other Statutory Expenditures	.66	2 Residential	786 70.21	Tax Title Liens	47,752.15
CETA And Other Public Employment Programs		3 Farm		Foreclosed Property	700.00
MUNICIPAL FUNCTIONS TOTAL	1,342,117.66	4a Commercial	73 16.51	Emergencies & Other Deferred Charges	32,000.00
CAPITAL IMPROVEMENTS *MEMO*	20,000.00	4b Industrial	4 .62	State and Federal Aid Receivable	
DEBT SERVICE		4c Apartments	1 10.52	Other Receivables	33,330.66
Principal Payments	183,992.00	Total	918	Total	778,026.00
Interest Payments	82,495.00	Land Area	.90 Sq. Miles	LIABILITIES, RESERVES, AND SURPLUS	
DEFERRED CHARGES	27,744.34	Net Valuation Taxable-Municipal	168,401,275	Cash Liabilities	209,665.10
SCHOOL, COUNTY, SPECIAL DISTRICT TAXES	2,680,443.32	Net Valuation Taxable-County	157,744,143	Reserves for Receivables	265,701.05
RESERVE FOR UNCOLLECTED TAXES	250,000.00	State Equalized Valuation	159,783,287	Surplus Dec. 31, 1992	302,659.95
EXPENDITURES TOTAL	4,565,792.32	State Equalization Ratio	105.57	Total	778,026.00

1214

Population 1980 41,642
 Population 1990 41,711
 S & P Rating
 Moody Rating AAA

General Tax Rate Per \$100. 2.73
 State Equalized Tax Rate 2.68

NEW BRUNSWICK CITY - MIDDLESEX CO.
 Form of Government:
 Mayor-Council Plan E (OMCL 50)
 Number of Members on Governing Body - 5

PER CAPITA: Gross Debt 2,753.31 PER CENT: Gross Debt 8.49
 Net Debt 699.83 Net Debt 2.16
 Debt Service 161.83 Tax Levy Collected 89.49
 Total Tax Levy 883.82 Tax Levy Cancelled, Abated
 Municipal Expenditures 997.01 or Adjusted

EXPENDITURES	REVENUES-REALIZED	1992 PROPERTY TAX
GENERAL GOVERNMENT		STATE EQUALIZED TAX RATE
Governing Body & Public Boards 178,326.00	1992 Property Taxes Collected 33,004,895.02	Local District School Taxes 1.39 19,124,865.00
Municipal Clerk 184,152.00	1992 Payments in Lieu of Taxes 245,339.43	Regional & Consolidated School Tax
Financial Administration 841,349.90	Delinquent Tax & Lien Collections 3,112,709.87	School Taxes in Municipal Budget .08 1,029,714.95
Assessment of Taxes 137,100.00	Business Personalty Replacement Taxes 1,138,599.60	County Taxes .46 6,309,496.38
Collection of Taxes 166,900.00	Taxes from Public Utilities 2,095,376.00	County Library Taxes
Planning, Housing & Development 695,707.00	Other Miscellaneous Tax Revenues 17,620,431.15	Local Municipal Purpose Taxes .76 10,364,786.44
Human Resources 1,075,764.60	State Aid Revenues	Veteran & Senior Citizen Taxes 191,400.00
Elections	Federal Aid Revenues	Total Taxes for Rate Computation 2.69 37,020,262.77
General Administration (other) 2,767,537.00	State and Local Fiscal Assistance Act Utilized	Special District Taxes
JUDICIARY	Sale of Acquired Property	Bank Corp. Taxes
Municipal Courts 387,110.25	Other Miscellaneous Revenues 7,389,205.30	Added and Omitted Taxes 36,280.58
PUBLIC SAFETY	Total 64,606,556.37	Total Taxes Levied - ABSTRACT 36,865,143.35
Fire Protection 4,851,353.00	Prior Years Surplus Appropriated 598,800.00	Total Taxes Billed 36,885,108.13
Police Protection 7,365,870.59	REVENUES TOTAL 65,205,356.37	1992 TAXES COLLECTED 33,004,895.02
Civil Defense & Disaster Control 5,500.00	Reserve For Uncollected Taxes 3,137,000.00	1992 Taxes Cancelled, Abated or Adjusted
Environmental Inspection & Control 412,956.00	CAPITAL OUTLAY TOTAL 3,724,485.61	Transfer to Tax Title Liens or Foreclosed
Other Public Safety	Public Enterprises 1,024,643.75	Balance Outstanding Dec. 31, 1992 3,880,213.11
PUBLIC WORKS	Recreation-Culture 12,416.34	PRIOR YEARS TAXES OUTSTANDING
Streets and Drainage 1,569,704.00	Public Works 2,687,427.52	Balance January 1, 1992 1,301,007.19
Sewers and Sewage Processing 1,461,189.00	Buildings and Grounds	Collected in 1992 1,133,173.14
Garbage and Trash Disposal 1,149,250.00	Library and Education	Cancelled, Abated or Adjusted 1992
Public Buildings and Grounds 20,000.00	Conservation	Transfers to Tax Title Liens or Foreclosed
Other Public Works	All Other	Balance December 31, 1992 167,834.05
HEALTH and WELFARE	CAPITAL DEBT AUTHORIZED, DECEMBER 31, 1992	TAX TITLE LIENS OUTSTANDING
Health Services Except Environmental 292,706.00	ISSUED AND UNISSUED GROSS DEBT NET DEBT	Balance January 1, 1992 1,015,776.41
Welfare-Public Assistance 185,189.00	School 12,116,176	Transfer From Taxes 240,682.70
Hospital, Clinics, First Aid	Self-Liquidating 15,443,338	Redeemed in 1992 81,216.85
Animal, Insect, & Rodent Control	Other 87,284,005	Cancelled, Abated or Adjusted (1992)
Other Welfare Services 317,575.00	Total 114,843,519	Transfers to Foreclosed Property
RECREATION and CONSERVATION	ISSUED AND OUTSTANDING	Balance December 31, 1992 1,175,242.26
Beaches and Boardwalks 604,062.00	School 12,055,000.00	PROPERTY ACQUIRED BY DEED OR FORECLOSURE
Parks, Playgrounds, Shade Trees	Self-Liquidating 10,436,000.00	Balance January 1, 1992 338,200.00
Land Reclamation & Conservation	Other 76,215,270.59	Transfers From Taxes or Liens
Other Recreational Services 530,385.00	Total 98,706,270.59	Sale for Cash (1992)
EDUCATION (excluding schools)	EQUALIZED VALUATION BASIS FOR NET DEBT COMPUTATION 1,353,290,950	Cancelled, Abated or Adjusted (1992)
Libraries 552,034.00	REAL PROPERTY VALUATIONS	Balance December 31, 1992 388,200.00
Other Educational Services 67,630.68	Code Class # of Parcels % VAL'N ASSESSED VALUATION	CURRENT FINANCES DECEMBER 31, 1992 ASSETS
STATUTORY EXPENDITURES	1 Vacant Land 1332 3.06 38,717,000.00	Cash Dec. 31, 1992 12,027,313.41
Pensions & F. L. C. A. 2,097,113.68	2 Residential 5537 48.50 613,516,500.00	Taxes Receivable 4,048,047.16
Employee Fringe Benefits 3,418,300.00	3 Farm 857 27.22 344,389,400.00	Tax Title Liens 1,175,242.26
Other Statutory Expenditures	4a Commercial 64 11.47 145,091,600.00	Foreclosed Property 388,200.00
CETA And Other Public Employment Programs	4b Industrial 148 9.75 123,369,400.00	Emergencies & Other Deferred Charges 126,520.00
MUNICIPAL FUNCTIONS TOTAL 31,334,764.70	Total 7938 1,255,083,900.00	State and Federal Aid Receivable 861,875.26
CAPITAL IMPROVEMENTS *MEMO* 100,000.00	Land Area 5.50 Sq. Miles	Other Receivables 163,920.58
DEBT SERVICE	Net Valuation Taxable-Municipal 1,349,773,903	Total 18,791,118.67
Principal Payments 3,265,031.40	Net Valuation Taxable-County 1,493,422,868	LIABILITIES, RESERVES, AND SURPLUS
Interest Payments 3,485,157.72	State Equalized Valuation 1,370,997,985	Cash Liabilities 11,703,342.15
TYPE I SCHL DEBT *MEMO 2,275,365.32	State Equalization Ratio 93.35	Reserves for Receivables 6,100,763.39
DEFERRED CHARGES 364,293.00		Surplus Dec. 31, 1992 997,013.12
SCHOOL, COUNTY, SPECIAL DISTRICT TAXES 26,464,075.33		Total 18,791,118.67
RESERVE FOR UNCOLLECTED TAXES 3,137,000.00		
EXPENDITURES TOTAL 68,050,323.15		

0325
 Population 1980 14,258
 Population 1990 9,546
 S & P Rating
 Moody Rating

General Tax Rate Per \$100. .33
 State Equalized Tax Rate .33

NEW HANOVER TWP. - BURLINGTON CO.
 Form of Government:
 Township Committee
 Number of Members on Governing Body - 3

PER CAPITA:
 Gross Debt 22.03
 Net Debt
 Debt Service
 Total Tax Levy 31.19
 Municipal Expenditures 188.10

PER CENT:
 Gross Debt .70
 Net Debt
 Tax Levy Collected 95.98
 Tax Levy Cancelled, Abated or Adjusted

EXPENDITURES	REVENUES-REALIZED	1992 PROPERTY TAX
GENERAL GOVERNMENT		STATE EQUALIZED TAX RATE
Governing Body & Public Boards	1992 Property Taxes Collected 109,788.00	Local District School Taxes
Municipal Clerk	1992 Payments in Lieu of Taxes	Regional & Consolidated School Tax .30 102,503.84
Financial Administration 49,600.00	Delinquent Tax & Lien Collections 65,269.00	School Taxes in Municipal Budget
Assessment of Taxes 19,700.00	Business Personalty Replacement Taxes 3,831.00	County Taxes
Collection of Taxes 21,400.00	Taxes from Public Utilities 300,426.00	County Library Taxes .03 11,206.24
Planning, Housing & Development 29,900.00	Other Miscellaneous Tax Revenues	Local Municipal Purpose Taxes
Human Resources 7,439.00	State Aid Revenues 706,883.00	Veteran & Senior Citizen Taxes 4,600.00
Elections	Federal Aid Revenues	Total Taxes for Rate Computation .33 301,945.84
General Administration (other) 135,500.00	State and Local Fiscal Assistance Act Utilized	Special District Taxes
JUDICIARY	Sale of Acquired Property	Bank Corp. Taxes
Municipal Courts 82,000.00	Other Miscellaneous Revenues	Added and Omitted Taxes 439.00
PUBLIC SAFETY	Total 475,926.00	Total Taxes Levied - ABSTRACT 297,784.84
Fire Protection 16,346.00	Prior Years Surplus Appropriated 491,301.00	Total Taxes Billed 114,383.00
Police Protection 127,100.00	REVENUES TOTAL 2,153,424.00	1992 TAXES COLLECTED 109,788.00
Civil Defense & Disaster Control 5,500.00	RESERVE FOR UNCOLLECTED TAXES 60,195.00	1992 Taxes Cancelled, Abated or Adjusted
Environmental Inspection & Control 29,600.00	CAPITAL OUTLAY TOTAL	Transfer to Tax Title Liens or Foreclosed
Other Public Safety	Public Enterprises	Balance Outstanding Dec. 31, 1992 4,595.00
PUBLIC WORKS	Recreation-Culture	PRIOR YEARS TAXES OUTSTANDING
Streets and Drainage 567,051.00	Public Works	Balance January 1, 1992 10,250.00
Sewers and Sewage Processing 4,550.00	Buildings and Grounds	Collected in 1992 9,390.00
Garbage and Trash Disposal 35,000.00	Library and Education	Cancelled, Abated or Adjusted 1992
Public Buildings and Grounds 58,500.00	Conservation	Transfers to Tax Title Liens or Foreclosed
Other Public Works	All Other	Balance December 31, 1992 860.00
HEALTH and WELFARE	CAPITAL DEBT AUTHORIZED, DECEMBER 31, 1992	TAX TITLE LIENS OUTSTANDING
Health Services Except Environmental 2,200.00	ISSUED AND UNISSUED GROSS DEBT NET DEBT	Balance January 1, 1992 57,061.00
Welfare-Public Assistance 1,700.00	School 210,294	Transfer From Taxes
Hospital, Clinics, First Aid	Self-Liquidating	Redeemed in 1992 55,879.00
Animal, Insect, & Rodent Control 9,500.00	Other	Cancelled, Abated or Adjusted (1992)
Other Welfare Services	Total 210,294	Transfers to Foreclosed Property
RECREATION and CONSERVATION	ISSUED AND OUTSTANDING	Balance December 31, 1992 1,182.00
Beaches and Boardwalks	School 210,294.42	PROPERTY ACQUIRED BY DEED OR FORECLOSURE
Parks, Playgrounds, Shade Trees	Self-Liquidating	Balance January 1, 1992
Land Reclamation & Conservation 10,500.00	Other	Transfers From Taxes or Liens
Other Recreational Services 61,250.00	Total 210,294.42	Sale for Cash (1992)
EDUCATION (excluding schools)	EQUALIZED VALUATION BASIS FOR NET DEBT COMPUTATION 30,026,649	Cancelled, Abated or Adjusted (1992)
Libraries	REAL PROPERTY VALUATIONS	Balance December 31, 1992
Other Educational Services	Code Class # of Parcels % VALN ASSESSED VALUATION	CURRENT FINANCES DECEMBER 31, 1992
STATUTORY EXPENDITURES	1 Vacant Land 113 7.26 2,313,000.00	ASSETS
Pensions & F. L. C. A. 40,000.00	2 Residential 168 57.78 18,405,000.00	Cash Dec. 31, 1992 1,058,934.00
Employee Fringe Benefits 37,000.00	3 Farm 40 5.31 1,690,700.00	Taxes Receivable 5,455.00
Other Statutory Expenditures 2,500.00	4a Commercial 26 29.42 9,372,100.00	Tax Title Liens 1,182.00
CETA And Other Public Employment Programs	4b Industrial 1 .24 75,000.00	Foreclosed Property
MUNICIPAL FUNCTIONS TOTAL 1,333,836.00	4c Apartments	Emergencies & Other Deferred Charges
CAPITAL IMPROVEMENTS *ME40*	Total 348 31,855,800.00	State and Federal Aid Receivable
DEBT SERVICE	Land Area 21.85 Sq. Miles	Other Receivables 315,017.00
Principal Payments	Net Valuation Taxable-Municipal 34,217,491	Total 1,380,588.00
Interest Payments	Net Valuation Taxable-County 33,471,869	LIABILITIES, RESERVES, AND SURPLUS
DEFERRED CHARGES 401,584.00	State Equalized Valuation 33,999,192	Cash Liabilities 669,768.00
SCHOOL, COUNTY, SPECIAL DISTRICT TAXES 297,345.84	State Equalization Ratio 100.69	Reserves for Receivables 28,054.00
RESERVE FOR UNCOLLECTED TAXES 60,195.00		Surplus Dec. 31, 1992 682,766.00
EXPENDITURES TOTAL 2,092,960.84		Total 1,380,588.00

0238

Population 1980 16,876
 Population 1990 15,990
 S & P Rating
 Moody Rating A1

General Tax Rate Per \$100 2.13
 State Equalized Tax Rate 2.29

NEW MILFORD BOROUGH - BERGEN CO.
 Form of Government:
Borough Council
 Number of Members on Governing Body - 6

PER CAPITA:
 Gross Debt 425.44
 Net Debt 417.77
 Debt Service 49.27
 Total Tax Levy 1,289.11
 Municipal Expenditures 607.27

PER CENT:
 Gross Debt .73
 Net Debt .72
 Tax Levy Collected 97.52
 Tax Levy Cancelled, Abated or Adjusted .24

EXPENDITURES		REVENUES-REALIZED		1992 PROPERTY TAX	
GENERAL GOVERNMENT				STATE EQUALIZED TAX RATE	
Governing Body & Public Boards		1992 Property Taxes Collected	20,123,487.31	Local District School Taxes	1.47 13,198,247.50
Municipal Clerk		1992 Payments in Lieu of Taxes		Regional & Consolidated School Tax	
Financial Administration	35,000.00	Delinquent Tax & Lien Collections	350,091.80	School Taxes in Municipal Budget	
Assessment of Taxes	77,084.00	Business Personalty Replacement Taxes	73,146.40	County Taxes	.27 2,428,059.11
Collection of Taxes	104,146.00	Taxes from Public Utilities	1,224,896.00	County Library Taxes	
Planning, Housing & Development	8,300.00	Other Miscellaneous Tax Revenues		Local Municipal Purpose Taxes	.55 4,943,835.23
Human Resources	97,121.00	State Aid Revenues	2,066,266.16	Veteran & Senior Citizen Taxes	
Elections		Federal Aid Revenues		Total Taxes for Rate Computation	2.29 20,712,541.84
General Administration (other)	693,402.00	State and Local Fiscal Assistance Act Utilized		Special District Taxes	
JUDICIARY		Sale of Acquired Property		Bank Corp. Taxes	
Municipal Courts	114,681.00	Other Miscellaneous Revenues	662,121.27	Added and Omitted Taxes	52,673.90
PUBLIC SAFETY		Total	24,500,009.94	Total Taxes Levied - ABSTRACT	20,612,815.74
Fire Protection	226,909.40	Prior Years Surplus Appropriated	700,000.00	Total Taxes Billed	20,636,148.87
Police Protection	1,869,014.82	REVENUES TOTAL	25,200,008.94	1992 TAXES COLLECTED	20,123,487.31
Civil Defense & Disaster Control		Reserve For Uncollected Taxes	585,000.00	1992 Taxes Cancelled, Abated or Adjusted	48,592.52
Environmental Inspection & Control	64,420.96	CAPITAL OUTLAY TOTAL	1,574,830.26	Transfer to Tax Title Liens or Foreclosed	17,498.08
Other Public Safety		Public Enterprises		Balance Outstanding Dec. 31, 1992	446,570.96
PUBLIC WORKS		Recreation—Culture	42,986.07	PRIOR YEARS TAXES OUTSTANDING	
Streets and Drainage	886,519.00	Public Works	1,435,293.53	Balance January 1, 1992	358,125.26
Sewers and Sewage Processing	965,165.03	Buildings and Grounds	92,277.96	Collected in 1992	350,091.80
Garbage and Trash Disposal	1,085,300.00	Library and Education	4,272.70	Cancelled, Abated or Adjusted 1992	693.31
Public Buildings and Grounds	138,749.00	Conservation		Transfers to Tax Title Liens or Foreclosed	7,340.15
Other Public Works		All Other		Balance December 31, 1992	
HEALTH and WELFARE		CAPITAL DEBT AUTHORIZED, DECEMBER 31, 1992		TAX TITLE LIENS OUTSTANDING	
Health Services Except Environmental	118,188.00	ISSUED AND UNISSUED		Balance January 1, 1992	483.00
Welfare-Public Assistance		School	120,000	Transfer From Taxes	26,635.62
Hospital, Clinics, First Aid		Self-Liquidating		Redeemed in 1992	
Animal, Insect, & Rodent Control	8,000.00	Other	6,682,727	Cancelled, Abated or Adjusted (1992)	
Other Welfare Services		Total	6,802,727	Transfers to Foreclosed Property	
RECREATION and CONSERVATION		ISSUED AND OUTSTANDING		Balance December 31, 1992	27,118.62
Beaches and Boardwalks		School	120,000.00	PROPERTY ACQUIRED BY DEED OR FORECLOSURE	
Parks, Playgrounds, Shade Trees	376,339.94	Self-Liquidating		Balance January 1, 1992	19,760.00
Land Reclamation & Conservation	135,700.00	Other	6,186,177.00	Transfers From Taxes or Liens	
Other Recreational Services		Total	6,306,177.00	Sale for Cash (1992)	
EDUCATION (excluding schools)		EQUALIZED VALUATION BASIS		Cancelled, Abated or Adjusted (1992)	
Libraries	346,860.17	FOR NET DEBT COMPUTATION	928,721,607	Balance December 31, 1992	19,760.00
Other Educational Services		REAL PROPERTY VALUATIONS		CURRENT FINANCES DECEMBER 31, 1992	
STATUTORY EXPENDITURES		Code Class # of Parcels % VAL'N ASSESSED VALUATION		ASSETS	
Pensions & F. L. C. A.	417,895.55	1 Vacant Land 101 .54 5,237,500.00		Cash Dec. 31, 1992	2,366,809.77
Employee Fringe Benefits	563,000.00	2 Residential 4159 87.54 845,066,000.00		Taxes Receivable	446,570.96
Other Statutory Expenditures		3 Farm 1 .35 438,600.00		Tax Title Liens	27,118.62
CETA And Other Public Employment Programs		4a Commercial 70 5.13 49,543,400.00		Foreclosed Property	19,760.00
MUNICIPAL FUNCTIONS TOTAL	8,331,845.87	4b Industrial 4 .23 2,212,200.00		Emergencies & Other Deferred Charges	16,629.74
CAPITAL IMPROVEMENTS *MEMO*	34,000.00	4c Apartments 14 6.51 62,852,500.00		State and Federal Aid Receivable	178,007.77
DEBT SERVICE		Total 4349 965,350,200.00		Other Receivables	8,003.62
Principal Payments	436,600.00	Land Area 2.20 Sq. Miles		Total	3,062,900.48
Interest Payments	351,209.88	Net Valuation Taxable-Municipal	966,360,327	LIABILITIES, RESERVES, AND SURPLUS	
DEFERRED CHARGES	5,520.00	Net Valuation Taxable-County	934,652,294	Cash Liabilities	1,457,276.29
SCHOOL, COUNTY, SPECIAL DISTRICT TAXES	15,616,306.61	State Equalized Valuation	900,181,327	Reserves for Receivables	501,453.20
RESERVE FOR UNCOLLECTED TAXES	585,000.00	State Equalization Ratio	107.36	Surplus Dec. 31, 1992	1,104,171.00
EXPENDITURES TOTAL	25,326,482.36			Total	3,062,900.48

2011
 Population 1980 12,626
 Population 1990 11,439
 S & P Rating
 Moody Rating AA

General Tax Rate Per \$100 3.14
 State Equalized Tax Rate 2.03

NEW PROVIDENCE BOROUGH - UNION CO.
 Form of Government:
Borough Council
 Number of Members on Governing Body - 6

PER CAPITA:
 Gross Debt 1,678.37
 Net Debt 1,660.89
 Debt Service 52.25
 Total Tax Levy 2,039.28
 Municipal Expenditures 845.55

PER CENT:
 Gross Debt 1.67
 Net Debt 1.65
 Tax Levy Collected 99.29
 Tax Levy Cancelled, Abated or Adjusted .03

EXPENDITURES		REVENUES-REALIZED		1992 PROPERTY TAX STATE EQUALIZED TAX RATE	
GENERAL GOVERNMENT				1.03	
Governing Body & Public Boards		1992 Property Taxes Collected	23,199,264.18	Local District School Taxes	11,817,129.00
Municipal Clerk		1992 Payments in Lieu of Taxes		Regional & Consolidated School Tax	
Financial Administration	77,535.00	Delinquent Tax & Lien Collections	150,010.96	School Taxes in Municipal Budget	
Assessment of Taxes	56,515.00	Business Personalty Replacement Taxes	215,949.00	County Taxes	4,981,632.04
Collection of Taxes	44,395.00	Taxes from Public Utilities	967,465.00	County Library Taxes	
Planning, Housing & Development	77,102.00	Other Miscellaneous Tax Revenues		Local Municipal Purpose Taxes	6,453,715.00
Human Resources	69,493.00	State Aid Revenues	531,546.68	Veteran & Senior Citizen Taxes	71,750.00
Elections		Federal Aid Revenues		Total Taxes far Rate Computation	23,324,226.04
General Administration (other)	1,157,887.84	State and Local Fiscal Assistance Act Utilized		Special District Taxes	
JUDICIARY		Sale of Acquired Property		Bank Corp. Taxes	
Municipal Courts	108,420.00	Other Miscellaneous Revenues	517,206.54	Added and Omitted Taxes	74,859.46
PUBLIC SAFETY		Total	25,581,442.36	Total Taxes Levied - ABSTRACT	23,327,335.50
Fire Protection	146,335.00	Prior Years Surplus Appropriated	975,000.00	Total Taxes Billed	23,364,789.96
Police Protection	1,357,730.00	REVENUES TOTAL	26,556,442.36	1992 TAXES COLLECTED	23,199,264.18
Civil Defense & Disaster Control	3,000.00	Reserve For Uncollected Taxes	953,394.16	1992 Taxes Cancelled, Abated or Adjusted	7,642.93
Environmental Inspection & Control	89,585.00	CAPITAL OUTLAY TOTAL	1,397,555.13	Transfer to Tax Title Liens or Foreclosed	379.94
Other Public Safety				Balance Outstanding Dec. 31, 1992	157,502.91
PUBLIC WORKS		Public Enterprises		PRIOR YEARS TAXES OUTSTANDING	
Streets and Drainage	638,745.00	Recreation-Culture		Balance January 1, 1992	154,143.23
Sewers and Sewage Processing	2,065,450.00	Public Works	152,781.91	Collected in 1992	150,010.96
Garbage and Trash Disposal	240,000.00	Buildings and Grounds	1,244,773.22	Cancelled, Abated or Adjusted 1992	
Public Buildings and Grounds	334,048.00	Library and Education		Transfers to Tax Title Liens or Foreclosed	
Other Public Works	136,160.00	Conservation		Balance December 31, 1992	4,132.27
HEALTH and WELFARE		All Other		TAX TITLE LIENS OUTSTANDING	
Health Services Except Environmental	65,000.00	CAPITAL DEBT AUTHORIZED, DECEMBER 31, 1992		Balance January 1, 1992	6,881.36
Welfare-Public Assistance	6,300.00	ISSUED AND UNISSUED		Transfer From Taxes	379.94
Hospital, Clinics, First Aid	500.00	School	200,000	Redeemed in 1992	
Animal, Insect, & Rodent Control		Self-Liquidating		Cancelled, Abated or Adjusted (1992)	
Other Welfare Services		Other	18,998,882	Transfers to Foreclosed Property	
RECREATION and CONSERVATION		Total	19,198,882	Balance December 31, 1992	7,261.30
Beaches and Boardwalks		ISSUED AND OUTSTANDING		PROPERTY ACQUIRED BY DEED OR FORECLOSURE	
Parks, Playgrounds, Shade Trees	146,030.00	School	200,000.00	Balance January 1, 1992	10,555.00
Land Reclamation & Conservation		Self-Liquidating		Transfers From Taxes or Liens	
Other Recreational Services	47,980.00	Other	4,908,882.00	Sale for Cash (1992)	
EDUCATION (excluding schools)		Total	5,108,882.00	Cancelled, Abated or Adjusted (1992)	
Libraries	397,945.00	EQUALIZED VALUATION BASIS FOR NET DEBT COMPUTATION	1,150,176,176	Balance December 31, 1992	10,555.00
Other Educational Services		REAL PROPERTY VALUATIONS		CURRENT FINANCES DECEMBER 31, 1992	
STATUTORY EXPENDITURES		Code Class # of Parcels % VAL'N		ASSETS	
Pensions & F. L. C. A.	225,000.00	1 Vacant Land 122 1.49	10,957,600.00	Cash Dec. 31, 1992	1,790,566.20
Employee Fringe Benefits	630,000.00	2 Residential 3529 70.59	518,341,000.00	Taxes Receivable	161,635.18
Other Statutory Expenditures		3 Farm 3 .05	412,200.00	Tax Title Liens	7,261.30
CETA And Other Public Employment Programs		4a Commercial 139 13.93	102,309,100.00	Foreclosed Property	10,555.00
MUNICIPAL FUNCTIONS TOTAL	8,121,155.84	4b Industrial 17 11.23	82,437,600.00	Emergencies & Other Deferred Charges	
CAPITAL IMPROVEMENTS *MEMO*	112,500.00	4c Apartments 14 2.71	19,379,200.00	State and Federal Aid Receivable	165,622.83
DEBT SERVICE		Total 3324	734,336,700.00	Other Receivables	36,646.34
Principal Payments	317,500.00	Land Area 3.50 Sq. Miles		Total	2,172,286.85
Interest Payments	280,220.00	Net Valuation Taxable-Municipal	741,641,308	LIABILITIES, RESERVES, AND SURPLUS	
DEFERRED CHARGES		Net Valuation Taxable-County	1,169,804,310	Cash Liabilities	970,320.26
SCHOOL, COUNTY, SPECIAL DISTRICT TAXES	16,798,761.04	State Equalized Valuation	1,145,634,634	Reserves for Receivables	216,097.82
RESERVE FOR UNCOLLECTED TAXES	953,394.16	State Equalization Ratio	64.51	Surplus Dec. 31, 1992	985,868.77
EXPENDITURES TOTAL	26,471,031.04			Total	2,172,286.85

0714

Population 1980 329,248
 Population 1990 275,221
 S & P Rating 883+
 Moody Rating AAA

General Tax Rate Per \$100. 23.97
 State Equalized Tax Rate 3.30

NEWARK CITY - ESSEX COUNTY
 Form of Government:
Mayor-Council Plan C (OMCL 50)
 Number of Members on Governing Body - 9

PER CAPITA: Grass Debt 1,146.18 Net Debt 372.31 Debt Service 82.29 Total Tax Levy 774.75 Municipal Expenditures 1,547.91
 PER CENT: Gross Debt 4.97 Net Debt 1.52 Tax Levy Collected 80.21 Tax Levy Cancelled, Abated or Adjusted 3.34

EXPENDITURES		REVENUES-REALIZED		1992 PROPERTY TAX	
GENERAL GOVERNMENT				STATE EQUALIZED TAX RATE	
Governing Body & Public Boards	5,561,151.00	1992 Property Taxes Collected	171,070,760.52	Local District School Taxes	1.26 81,373,951.50
Municipal Clerk	3,428,774.00	1992 Payments in Lieu of Taxes	23,751,223.92	Regional & Consolidated School Tax	
Financial Administration	5,992,596.00	Delinquent Tax & Lien Collections	14,185,302.33	School Taxes in Municipal Budget	.01 584,734.00
Assessment of Taxes	1,093,496.00	Business Personalty Replacement Taxes	19,172,986.00	County Taxes	.63 40,893,946.99
Collection of Taxes	766,185.00	Taxes from Public Utilities	24,757,849.00	County Library Taxes	
Planning, Housing & Development	3,465,391.00	Other Miscellaneous Tax Revenues	15,175,056.30	Local Municipal Purpose Taxes	1.40 90,375,984.00
Human Resources	7,838,783.00	State Aid Revenues	98,876,959.71	Veteran & Senior Citizen Taxes	
Elections	90,000.00	Federal Aid Revenues	16,633,656.00	Total Taxes for Rate Computation	3.30 213,907,014.49
General Administration (other)	80,545,364.16	State and Local Fiscal Assistance Act Utilized		Special District Taxes	
JUDICIARY		Sale of Acquired Property	2,275,456.36	Bank Corp. Taxes	
Municipal Courts	3,040,711.00	Other Miscellaneous Revenues	133,592,181.35	Added and Omitted Taxes	
PUBLIC SAFETY		Total	519,541,429.49	Total Taxes Levied - ABSTRACT	213,228,614.49
Fire Protection	36,263,599.00	Prior Years Surplus Appropriated		Total Taxes Billed	213,288,029.91
Police Protection	56,915,562.00	REVENUES TOTAL	519,541,429.49	1992 TAXES COLLECTED	171,070,760.52
Civil Defense & Disaster Control	208,792.00	Reserve For Uncollected Taxes	36,901,765.85	1992 Taxes Cancelled, Abated or Adjusted	8,186,370.52
Environmental Inspection & Control	574,051.00	CAPITAL OUTLAY TOTAL	9,243,999.54	Transfer to Tax Title Liens or Foreclosed	10,975,548.05
Other Public Safety				Balance Outstanding Dec. 31, 1992	23,055,350.82
PUBLIC WORKS				PRIOR YEARS TAXES OUTSTANDING	
Streets and Drainage	6,028,028.29	Public Enterprises	4,968,783.05	Balance January 1, 1992	22,894,502.48
Sewers and Sewage Processing	65,362,409.89	Recreation-Culture	783,961.85	Collected in 1992	3,852,055.24
Garbage and Trash Disposal		Public Works	475,326.14	Cancelled, Abated or Adjusted 1992	5,422,458.69
Public Buildings and Grounds	7,792,118.00	Buildings and Grounds	2,296,919.70	Transfers to Tax Title Liens or Foreclosed	8,229,331.46
Other Public Works		Library and Education	719,008.80	Balance December 31, 1992	5,390,657.09
HEALTH and WELFARE		Conservation		TAX TITLE LIENS OUTSTANDING	
Health Services Except Environmental	17,649,772.67	All Other		Balance January 1, 1992	20,959,121.58
Welfare-Public Assistance	7,821,844.00			Transfer From Taxes	20,975,528.08
Hospital, Clinics, First Aid				Redeemed in 1992	10,333,247.09
Animal, Insect, & Rodent Control	59,000.00			Cancelled, Abated or Adjusted (1992)	468,729.85
Other Welfare Services				Transfers to Foreclosed Property	5,951,997.01
RECREATION and CONSERVATION				Balance December 31, 1992	25,180,675.71
Beaches and Boardwalks				PROPERTY ACQUIRED BY DEED OR FORECLOSURE	
Parks, Playgrounds, Shade Trees	124,659.00			Balance January 1, 1992	90,528,366.31
Land Reclamation & Conservation	297,645.92			Transfers From Taxes or Liens	
Other Recreational Services	3,014,814.00			Sale for Cash (1992)	
EDUCATION (excluding schools)				Cancelled, Abated or Adjusted (1992)	3,636,044.54
Libraries	7,609,558.00			Balance December 31, 1992	86,892,321.77
Other Educational Services	3,047,805.00			CURRENT FINANCES DECEMBER 31, 1992	
STATUTORY EXPENDITURES				ASSETS	
Pensions & F. L. C. A.	25,594,209.00			Cash Dec. 31, 1992	85,370,296.71
Employee Fringe Benefits	2,311,459.00			Taxes Receivable	28,436,007.91
Other Statutory Expenditures				Tax Title Liens	25,180,675.71
CETA And Other Public Employment Programs				Foreclosed Property	36,892,321.77
MUNICIPAL FUNCTIONS TOTAL	352,487,777.93			Emergencies & Other Deferred Charges	
CAPITAL IMPROVEMENTS *MEMO*	500,000.00			State and Federal Aid Receivable	
DEBT SERVICE				Other Receivables	39,593,144.65
Principal Payments	10,529,100.00			Total	265,472,446.75
Interest Payments	12,120,980.93			LIABILITIES, RESERVES, AND SURPLUS	
TYPE I SCHL DEBT *MEMO	9,573,850.42			Cash Liabilities	76,293,780.10
DEFERRED CHARGES	13,979,572.76			Reserves for Receivables	180,102,150.04
SCHOOL, COUNTY, SPECIAL DISTRICT TAXES	122,852,630.49			Surplus Dec. 31, 1992	9,076,516.61
RESERVE FOR UNCOLLECTED TAXES	36,901,765.85			Total	265,472,446.75
EXPENDITURES TOTAL	548,870,827.96				

0813
 Population 1980 1,563
 Population 1990 1,592
 S & P Rating
 Moody Rating

General Tax Rate Per \$100. 2.52
 State Equalized Tax Rate 2.37

NEWFIELD BOROUGH - GLOUCESTER CO.
 Form of Government:
Borough Council
 Number of Members on Governing Body - 6

PER CAPITA: PER CENT:
 Gross Debt 173.35 Grass Debt .47
 Net Debt 173.35 Net Debt .47
 Debt Service 38.58 Tax Levy Collected 94.09
 Total Tax Levy 895.30 Tax Levy Cancelled, Abated
 Municipal Expenditures 570.05 or Adjusted .11

EXPENDITURES		REVENUES-REALIZED		1992 PROPERTY TAX	
GENERAL GOVERNMENT				STATE EQUALIZED TAX RATE 1.12	
Governing Body & Public Boards	51,775.00	1992 Property Taxes Collected	1,342,944.57	Local District School Taxes	674,191.00
Municipal Clerk		1992 Payments in Lieu of Taxes		Regional & Consolidated School Tax	
Financial Administration	25,439.00	Delinquent Tax & Lien Collections	83,072.61	School Taxes in Municipal Budget	
Assessment of Taxes	12,425.00	Business Personality Replacement Taxes	20,445.76	County Taxes	354,727.72
Collection of Taxes	19,100.00	Taxes from Public Utilities	75,851.00	County Library Taxes	14,822.95
Planning, Housing & Development	5,140.00	Other Miscellaneous Tax Revenues		Local Municipal Purpose Taxes	378,168.37
Human Resources	4,579.00	State Aid Revenues	103,290.97	Veteran & Senior Citizen Taxes	22,150.00
Elections	950.00	Federal Aid Revenues		Total Taxes for Rate Computation	1,444,060.05
General Administration (other)	56,500.00	State and Local Fiscal Assistance Act Utilized		Special District Taxes	
JUDICIARY		Sale of Acquired Property		Bank Corp. Taxes	
Municipal Courts	17,024.73	Other Miscellaneous Revenues	89,172.04	Added and Omitted Taxes	5,004.32
PUBLIC SAFETY		Total	1,714,776.95	Total Taxes Levied - ABSTRACT	1,426,914.37
Fire Protection	14,233.00	Prior Years Surplus Appropriated	242,000.00	Total Taxes Billed	1,427,368.93
Police Protection	167,427.44	REVENUES TOTAL	1,956,776.95	1992 TAXES COLLECTED	1,342,944.57
Civil Defense & Disaster Control		Reserve For Uncollected Taxes	163,061.74	1992 Taxes Cancelled, Abated or Adjusted	1,622.88
Environmental Inspection & Control	13,330.00	CAPITAL OUTLAY	TOTAL	Transfer to Tax Title Liens or Foreclosed	8,746.37
Other Public Safety		Public Enterprises	249,626.22	Balance Outstanding Dec. 31, 1992	74,055.11
PUBLIC WORKS		Recreation-Culture	29,260.00	PRIOR YEARS TAXES OUTSTANDING	
Streets and Drainage	37,500.00	Public Works	900.00	Balance January 1, 1992	72,100.39
Sewers and Sewage Processing		Buildings and Grounds	219,486.22	Collected in 1992	61,492.33
Garbage and Trash Disposal	105,400.00	Library and Education		Cancelled, Abated or Adjusted 1992	1.34
Public Buildings and Grounds	51,940.00	Conservation		Transfers to Tax Title Liens or Foreclosed	10,606.72
Other Public Works		All Other		Balance December 31, 1992	
HEALTH and WELFARE		CAPITAL DEBT AUTHORIZED, DECEMBER 31, 1992		TAX TITLE LIENS OUTSTANDING	
Health Services Except Environmental	1,650.00	ISSUED AND UNISSUED		Balance January 1, 1992	21,145.42
Welfare-Public Assistance	100.00	School		Transfer From Taxes	20,846.58
Hospital, Clinics, First Aid		Self-Liquidating		Redeemed in 1992	21,580.29
Animal, Insect, & Rodent Control	780.00	Other	275,975	Cancelled, Abated or Adjusted (1992)	
Other Welfare Services		Total	275,975	Transfers to Foreclosed Property	
RECREATION and CONSERVATION		ISSUED AND OUTSTANDING		Balance December 31, 1992	20,411.72
Beaches and Boardwalks		School		PROPERTY ACQUIRED BY DEED OR FORECLOSURE	
Parks, Playgrounds, Shade Trees	1,000.00	Self-Liquidating		Balance January 1, 1992	
Land Reclamation & Conservation	11,462.48	Other	248,225.00	Transfers From Taxes or Liens	
Other Recreational Services	1,250.00	Total	248,225.00	Sale for Cash (1992)	
EDUCATION (excluding schools)		EQUALIZED VALUATION BASIS		Cancelled, Abated or Adjusted (1992)	
Libraries	12,250.00	FOR NET DEBT COMPUTATION	58,915,860	Balance December 31, 1992	
Other Educational Services		REAL PROPERTY VALUATIONS		CURRENT FINANCES DECEMBER 31, 1992	
STATUTORY EXPENDITURES		Code Class # of Parcels % VAL'N		ASSETS	
Pensions & F. I. C. A.	30,160.00	1 Vacant Land 90 2.40	1,460,100.00	Cash Dec. 31, 1992	576,171.19
Employee Fringe Benefits	34,200.00	2 Residential 502 70.23	39,393,400.00	Taxes Receivable	74,055.11
Other Statutory Expenditures	1,772.00	3 Farm 27 2.37	1,161,900.00	Tax Title Liens	20,411.72
CETA And Other Public Employment Programs		4a Commercial 31 7.06	3,959,100.00	Foreclosed Property	
MUNICIPAL FUNCTIONS TOTAL	677,439.65	4b Industrial 13 16.58	9,300,800.00	Emergencies & Other Deferred Charges	11,200.00
CAPITAL IMPROVEMENTS *ME 40*	3,400.00	4c Apartments 5 1.46	817,200.00	State and Federal Aid Receivable	932.02
DEBT SERVICE		Total 658	56,092,500.00	Other Receivables	1,150.01
Principal Payments	56,547.10	Land Area 1.71 Sq. Miles		Total	633,920.05
Interest Payments	4,871.75	Net Valuation Taxable-Municipal	56,443,040	LIABILITIES, RESERVES, AND SURPLUS	
DEFERRED CHARGES	5,600.00	Net Valuation Taxable-County	56,769,382	Cash Liabilities	198,391.73
SCHOOL, COUNTY, SPECIAL DISTRICT TAXES	1,043,741.68	State Equalized Valuation	60,029,761	Reserves for Receivables	95,616.84
RESERVE FOR UNCOLLECTED TAXES	163,061.74	State Equalization Ratio	93.99	Surplus Dec. 31, 1992	399,911.43
EXPENDITURES TOTAL	1,951,260.92			Total	693,920.05

1915

Population 1980 7,748
 Population 1990 7,521
 S & P Rating
 Moody Rating

General Tax Rate Per \$100 2.00
 State Equalized Tax Rate 2.12

NEWTON TOWN - SUSSEX COUNTY
 Form of Government:
Council-Manager Plan B (OMCL 50)
 Number of Members on Governing Body - 5

PER CAPITA: Gross Debt 2,207.79 PER CENT: Gross Debt 4.52
 Net Debt 860.71 Net Debt 1.75
 Debt Service 31.41 Tax Levy Collected 92.85
 Total Tax Levy 1,042.31 Tax Levy Cancelled, Abated
 Municipal Expenditures 522.49 or Adjusted .39

EXPENDITURES		REVENUES-REALIZED		1992 PROPERTY TAX	
GENERAL GOVERNMENT				STATE EQUALIZED TAX RATE	
Governing Body & Public Boards		1992 Property Taxes Collected	7,312,722.93	Local District School Taxes	1.25 4,671,569.00
Municipal Clerk		1992 Payments in Lieu of Taxes	185,796.56	Regional & Consolidated School Tax	
Financial Administration	33,907.00	Delinquent Tax & Lien Collections	320,245.19	School Taxes in Municipal Budget	
Assessment of Taxes	110,830.00	Business Personalty Replacement Taxes	246,691.04	County Taxes	.37 * 1,385,499.87
Collection of Taxes	33,428.00	Taxes from Public Utilities	530,250.00	County Library Taxes	.03 104,816.92
Planning, Housing & Development	37,076.00	Other Miscellaneous Tax Revenues		Local Municipal Purpose Taxes	.44 1,638,042.30
Human Resources	44,337.00	State Aid Revenues	323,785.80	Veteran & Senior Citizen Taxes	
Elections	15,709.00	Federal Aid Revenues		Total Taxes for Rate Computation	2.10 7,860,528.09
General Administration (other)	332,445.47	State and Local Fiscal Assistance Act Utilized		Special District Taxes	
JUDICIARY		Sale of Acquired Property		Bank Corp. Taxes	
Municipal Courts	71,363.00	Other Miscellaneous Revenues	575,002.92	Added and Omitted Taxes	39,310.66
PUBLIC SAFETY		Total	9,495,494.44	Total Taxes Levied - ABSTRACT	7,839,238.75
Fire Protection	43,510.00	Prior Years Surplus Appropriated	322,130.00	Total Taxes Billed	7,876,260.00
Police Protection	1,123,627.64	REVENUES TOTAL	9,817,624.44	1992 TAXES COLLECTED	7,312,722.93
Civil Defense & Disaster Control	1,212.00	Reserve For Uncollected Taxes	595,208.00	1992 Taxes Cancelled, Abated or Adjusted	30,529.12
Environmental Inspection & Control	62,698.00	CAPITAL OUTLAY TOTAL	2,239,489.10	Transfer to Tax Title Liens or Foreclosed	11,640.00
Other Public Safety		Public Enterprises	836,111.43	Balance Outstanding Dec. 31, 1992	521,367.95
PUBLIC WORKS		Recreation-Culture		PRIOR YEARS TAXES OUTSTANDING	
Streets and Drainage	339,857.27	Public Works	995,480.63	Balance January 1, 1992	424,362.14
Sewers and Sewage Processing		Buildings and Grounds	407,897.04	Collected in 1992	320,245.19
Garbage and Trash Disposal	102,151.47	Library and Education		Cancelled, Abated or Adjusted 1992	18,699.19
Public Buildings and Grounds	125,497.00	Conservation		Transfers to Tax Title Liens or Foreclosed	12,236.61
Other Public Works		All Other		Balance December 31, 1992	73,191.15
HEALTH and WELFARE		CAPITAL DEBT AUTHORIZED, DECEMBER 31, 1992		TAX TITLE LIENS OUTSTANDING	
Health Services Except Environmental	9,549.00	ISSUED AND UNISSUED		Balance January 1, 1992	14,921.76
Welfare-Public Assistance	4,920.00	School	252,000	Transfer From Taxes	27,112.02
Hospital, Clinics, First Aid		Self-Liquidating	14,532,674	Redeemed in 1992	
Animal, Insect, & Rodent Control	6,000.00	Other	1,820,149	Cancelled, Abated or Adjusted (1992)	
Other Welfare Services		Total	16,604,822	Transfers to Foreclosed Property	
RECREATION and CONSERVATION		ISSUED AND OUTSTANDING		Balance December 31, 1992	42,033.78
Beaches and Boardwalks		School	252,000.00	PROPERTY ACQUIRED BY DEED OR FORECLOSURE	
Parks, Playgrounds, Shade Trees	85,831.41	Self-Liquidating	14,392,805.29	Balance January 1, 1992	93,540.00
Land Reclamation & Conservation	10,608.53	Other	838,650.00	Transfers From Taxes or Liens	
Other Recreational Services	57,810.00	Total	15,483,455.29	Sale for Cash (1992)	
EDUCATION (excluding schools)		EQUALIZED VALUATION BASIS FOR NET DEBT COMPUTATION	367,311,414	Cancelled, Abated or Adjusted (1992)	
Libraries	2,000.00	REAL PROPERTY VALUATIONS		Balance December 31, 1992	93,540.00
Other Educational Services		Code Class # of Parcels % VAL'N ASSESSED VALUATION		CURRENT FINANCES DECEMBER 31, 1992	
STATUTORY EXPENDITURES		1 Vacant Land 193 3.65 14,141,500.00		ASSETS	
Pensions & F. L. C. A.	113,308.00	2 Residential 1757 61.38 237,819,740.00		Cash Dec. 31, 1992	1,364,036.57
Employee Fringe Benefits	250,000.00	3 Farm 8 .04 142,200.00		Taxes Receivable	594,549.10
Other Statutory Expenditures		4a Commercial 270 24.16 93,589,700.00		Tax Title Liens	42,033.78
CETA And Other Public Employment Programs		4b Industrial 10 3.84 14,880,700.00		Foreclosed Property	93,540.00
MUNICIPAL FUNCTIONS TOTAL	3,023,635.79	4c Apartments 25 6.93 26,365,300.00		Emergencies & Other Deferred Charges	124,000.00
CAPITAL IMPROVEMENTS *MEMO*	10,000.00	Total 2263 387,439,240.00		State and Federal Aid Receivable	
DEBT SERVICE		Land Area 3.30 Sq. Miles		Other Receivables	472.60
Principal Payments	160,000.00	Net Valuation Taxable-Municipal	391,359,967	Total	2,218,632.05
Interest Payments	76,216.64	Net Valuation Taxable-County	382,969,066	LIABILITIES, RESERVES, AND SURPLUS	
DEFERRED CHARGES	74,556.56	State Equalized Valuation	369,791,568	Cash Liabilities	1,060,352.37
SCHOOL, COUNTY, SPECIAL DISTRICT TAXES	6,161,885.79	State Equalization Ratio	106.04	Reserves for Receivables	730,595.48
RESERVE FOR UNCOLLECTED TAXES	595,203.00			Surplus Dec. 31, 1992	427,684.20
EXPENDITURES TOTAL	10,091,552.78			Total	2,218,632.05

0239
 Population 1980 16,587
 Population 1990 13,790
 S & P Rating
 Moody Rating AAA

General Tax Rate Per \$100. 1.70
 State Equalized Tax Rate 1.61

NORTH ARLINGTON BORO. - BERGEN CO.

Form of Government:
 Borough Council

Number of Members on Governing Body - 6

PER CAPITA:

Gross Debt 1,761.12
 Net Debt 1,005.66
 Debt Service 75.51
 Total Tax Levy 965.78
 Municipal Expenditures 770.90

PER CENT:

Gross Debt 2.86
 Net Debt 1.63
 Tax Levy Collected 96.00
 Tax Levy Cancelled, Abated or Adjusted .03

EXPENDITURES	REVENUES-REALIZED	1992 PROPERTY TAX	
GENERAL GOVERNMENT	1992 Property Taxes Collected	STATE EQUALIZED TAX RATE	
Governing Body & Public Boards	12,798,175.14	1.08	8,967,429.00
Municipal Clerk	Delinquent Tax & Lien Collections		
Financial Administration	312,031.20		
Assessment of Taxes	Business Personalty Replacement Taxes	-26	2,178,804.92
Collection of Taxes	151,182.00		
Planning, Housing & Development	Taxes from Public Utilities	-26	2,176,690.14
Human Resources	788,893.00		
Elections	Other Miscellaneous Tax Revenues		
General Administration (other)	411,265.00	1.60	13,496,624.06
JUDICIARY	State Aid Revenues		
Municipal Courts	1,471,493.74		
PUBLIC SAFETY	Federal Aid Revenues		
Fire Protection	2,517,847.27		
Police Protection	18,450,887.35		
Civil Defense & Disaster Control	Prior Years Surplus Appropriated		
Environmental Inspection & Control	2,400,000.00		
Other Public Safety	REVENUES TOTAL		
PUBLIC WORKS	20,850,887.35		
Streets and Drainage	Reserve For Uncollected Taxes		
Sewers and Sewage Processing	451,889.00		
Garbage and Trash Disposol	CAPITAL OUTLAY TOTAL		
Public Buildings and Grounds	2,270,679.97		
Other Public Works	Public Enterprises		
HEALTH and WELFARE	810,397.04		
Health Services Except Environmental	Recreation-Culture		
Welfare-Public Assistance	Public Works		
Hospital, Clinics, First Aid	302,833.39		
Animal, Insect, & Rodent Control	Buildings and Grounds		
Other Welfare Services	1,157,449.54		
RECREATION and CONSERVATION	Librory and Education		
Beoches and Boardwalks	Conservation		
Parks, Playgrounds, Shade Trees	All Other		
Land Reclomotion & Conservation	CAPITAL DEBT AUTHORIZED, DECEMBER 31, 1992		
Other Recreational Services	ISSUED AND UNISSUED		
EDUCATION (excluding schools)	SCHOOL		
Libraries	7,700,000		
Other Educational Services	Self-Liquidating		
STATUTORY EXPENDITURES	2,530,800		
Pensions & F. L. C. A.	Other		
Employee Fringe Benefits	14,055,085		
Other Statutory Expenditures	Total		
CETA And Other Public Employment Programs	24,285,885		
MUNICIPAL FUNCTIONS TOTAL	ISSUED AND OUTSTANDING		
CAPITAL IMPROVEMENTS *MEMO*	SCHOOL		
DEBT SERVICE	Self-Liquidating		
Principal Payments	550,000.00		
Interest Payments	Other		
DEFERRED CHARGES	11,022,260.00		
SCHOOL, COUNTY, SPECIAL DISTRICT TAXES	Total		
RESERVE FOR UNCOLLECTED TAXES	11,572,260.00		
EXPENDITURES TOTAL	EQUALIZED VALUATION BASIS		
	FOR NET DEBT COMPUTATION		
	848,569,104		
	REAL PROPERTY VALUATIONS		
	Code Class # of Parcels % VAL'N		
	1 Vacant Land 83 1.27		
	2 Residential 3698 81.89		
	3 Farm		
	4a Commercial 193 7.66		
	4b Industrial 61 4.28		
	4c Apartments 40 4.91		
	Total 4080		
	Land Area 2.50 Sq. Miles		
	Net Valuation Taxable-Municipal		
	735,285,008		
	Net Valuation Taxable-County		
	344,257,619		
	State Equalized Valuation		
	828,356,978		
	State Equalization Ratio		
	94.79		
	ASSESSED VALUATION		
	9,946,700.00		
	641,692,400.00		
	59,998,400.00		
	33,568,800.00		
	38,439,000.00		
	783,645,300.00		
	CURRENT FINANCES DECEMBER 31, 1992		
	ASSETS		
	Cash Dec. 31, 1992		
	4,975,099.32		
	Taxes Receivable		
	602,777.75		
	Tax Title Liens		
	203,890.76		
	Foreclosed Property		
	24,065.00		
	Emergencies & Other Deferred Charges		
	14,415.76		
	State and Federal Aid Receivable		
	6,758.40		
	Other Receivables		
	2,487,519.92		
	Total		
	8,314,526.91		
	LIABILITIES, RESERVES, AND SURPLUS		
	Cash Liabilities		
	965,296.58		
	Reserves for Receivables		
	3,318,253.43		
	Surplus Dec. 31, 1992		
	4,030,976.90		
	Total		
	8,314,526.91		

0938

Population 1980 47,019
 Population 1990 43,414
 S & P Rating
 Moody Rating AAA

General Tax Rate Per \$100. 2.67
 State Equalized Tax Rate 2.67

NORTH BERGEN TOWNSHIP - HUDSON CO.

Form of Government:
Commission (1911)

Number of Members on Governing Body - 5

PER CAPITA:

Gross Debt 1,420.41
 Net Debt 1,149.68
 Debt Service 100.14
 Total Tax Levy 1,327.55
 Municipal Expenditures 831.00

PER CENT:

Gross Debt 2.90
 Net Debt 2.34
 Tax Levy Collected 90.66
 Tax Levy Cancelled, Aboted or Adjusted 3.09

EXPENDITURES		REVENUES-REALIZED		1992 PROPERTY TAX	
GENERAL GOVERNMENT				STATE EQUALIZED TAX RATE	
Governing Body & Public Boards	7,350.00	1992 Property Taxes Collected	53,797,819.52	Local District School Taxes	1.05 24,893,031.00
Municipal Clerk	130,075.00	1992 Poyments in Lieu of Taxes	403,009.97	Regional & Consolidated School Tax	
Financial Administration	1,777,300.60	Delinquent Tax & Lien Collections	3,648,155.24	School Taxes in Municipal Budget	
Assessment of Taxes	184,929.98	Business Personalty Replocement Taxes	1,176,440.84	County Taxes	.58 13,810,451.92
Collection of Taxes	152,570.42	Taxes from Public Utilities	2,802,212.68	County Library Taxes	
Planning, Housing & Development	93,000.00	Other Miscellaneous Tax Revenues		Local Municipal Purpose Taxes	1.03 24,454,940.00
Human Resources	768,327.00	State Aid Revenues	4,470,955.21	Veteran & Senior Citizen Taxes	291,000.00
Elections	29,906.77	Federal Aid Revenues		Total Taxes for Rate Computation	2.66 63,449,422.92
General Administration (other)	3,857,696.04	State and Local Fiscal Assistance Act Utilized		Special District Taxes	
JUDICIARY		State and Local Fiscal Assistance Act Utilized		Bank Corp. Taxes	
Municipal Courts	473,340.00	Sale of Acquired Property		Added and Omitted Taxes	1,113,409.20
PUBLIC SAFETY		Other Miscellaneous Revenues	6,421,357.10	Total Taxes Levied - ABSTRACT	64,271,832.12
Fire Protection	6,833,442.80	Total	77,724,949.56	Total Taxes Billed	64,853,366.40
Police Protection	5,612,272.18	Prior Years Surplus Appropriated	2,000,000.00	1992 TAXES COLLECTED	58,797,819.52
Civil Defense & Disoster Control		REVENUES TOTAL	79,724,949.56	1992 Taxes Cancelled, Aboted or Adjusted	2,007,058.32
Environmental Inspection & Control	341,390.00	Reserve For Uncollected Taxes	5,099,196.00	Transfer to Tax Title Liens or Foreclosed	1,680,989.75
Other Public Safety	36,800.00	CAPITAL OUTLAY TOTAL	6,333,841.74	Balance Outstanding Dec. 31, 1992	2,367,497.81
PUBLIC WORKS				PRIOR YEARS TAXES OUTSTANDING	
Streets and Drainage	1,344,034.74	Public Enterprises		Balance January 1, 1992	6,205,766.53
Sewers and Sewage Processing		Recreation-Culture	734,043.33	Collected in 1992	3,102,833.44
Garbage and Trsh Disposal		Public Works	1,323,861.68	Cancelled, Aboted or Adjusted 1992	1,103,448.96
Public Buildings and Grounds	219,199.10	Buildings and Grounds	2,275,936.73	Transfers to Tax Title Liens or Foreclosed	113,864.61
Other Public Works	3,985,826.00	Library and Education		Balance December 31, 1992	1,895,619.52
HEALTH and WELFARE		Conservation		TAX TITLE LIENS OUTSTANDING	
Health Services Except Environmental	362,425.00	All Other		Balance January 1, 1992	4,865,383.17
Welfare-Public Assistance	29,188.00	CAPITAL DEBT AUTHORIZED, DECEMBER 31, 1992		Transfer From Taxes	1,794,354.36
Hospital, Clinics, First Aid		ISSUED AND UNISSUED		Redeemed in 1992	545,321.80
Animal, Insect, & Rodent Control	36,000.00	School	5,448,000.00	Cancelled, Aboted or Adjusted (1992)	
Other Welfare Services		Self-Liquidating	557,500.00	Transfers to Foreclosed Property	1,228,263.72
RECREATION and CONSERVATION		Other	62,762,256.00	Balance December 31, 1992	4,886,652.01
Beaches and Boardwalks		Total	68,767,756.00	PROPERTY ACQUIRED BY DEED OR FORECLOSURE	
Parks, Ploygrounds, Shade Trees	420,831.71	ISSUED AND OUTSTANDING		Balance January 1, 1992	3,676,479.00
Land Reclamation & Conservation		School	5,448,000.00	Transfers From Taxes or Liens	
Other Recreational Services	216,409.11	Self-Liquidating	320,000.00	Sole for Cash (1992)	
EDUCATION (excluding schools)		Other	60,210,481.70	Cancelled, Aboted or Adjusted (1992)	
Libraries	636,115.00	Total	65,978,481.70	Balance December 31, 1992	3,676,479.00
Other Educational Services		EQUALIZED VALUATION BASIS		CURRENT FINANCES DECEMBER 31, 1992	
STATUTORY EXPENDITURES		FOR NET DEBT COMPUTATION	2,373,192,773	ASSETS	
Pensions & F. L. C. A.	450,000.00	REAL PROPERTY VALUATIONS		Cash Dec. 31, 1992	27,055,457.01
Employee Fringe Benefits	4,227,240.55	Code Class # of Parcels % VAL'N ASSESSED VALUATION		Taxes Receivable	4,253,117.33
Other Statutory Expenditures		1 Vacant Land 450 4.44 104,392,800.00		Tax Title Liens	4,896,652.01
CETA And Other Public Employment Programs		2 Residential 9485 49.95 1,175,411,300.00		Foreclosed Property	3,676,479.00
MUNICIPAL FUNCTIONS TOTAL	32,222,719.00	3 Farm		Emergencies & Other Deferred Charges	502,786.76
CAPITAL IMPROVEMENTS *MEMO*	100,000.00	4a Commercial 746 22.64 532,825,400.00		State and Federal Aid Receivable	469,580.27
DEBT SERVICE		4b Industrial 257 14.54 344,415,600.00		Other Receivables	2,749,014.24
Principal Poyments	2,283,420.76	4c Apartments 168 8.34 196,314,600.00		Total	43,593,086.62
Interest Poyments	2,559,659.02	Total 11106 2,353,360,500.00		LIABILITIES, RESERVES, AND SURPLUS	
TYPE I SCHL DEBT *MEMO	359,275.00	Land Area 5.40 Sq. Miles		Cash Liabilities	26,712,338.52
DEFERRED CHARGES	482,607.26	Net Valuation Taxable-Municipal	2,369,134,400	Reserves for Receivables	15,429,435.96
SCHOOL, COUNTY, SPECIAL DISTRICT TAXES	38,703,432.92	Net Valuation Taxable-County	2,335,648,968	Surplus Dec. 31, 1992	1,451,312.14
RESERVE FOR UNCOLLECTED TAXES	5,099,196.00	State Equalized Valuation	2,371,725,947	Total	43,593,086.62
EXPENDITURES TOTAL	81,356,084.96	State Equalization Ratio	99.89		

1215
 Population 1980 22,220
 Population 1990 31,287
 S & P Rating
 Moody Rating AA

General Tax Rate Per \$100. 3.38
 State Equalized Tax Rate 1.76

NORTH BRUNSWICK TWP. - MIDDLESEX CO.
 Form of Government:
 Mayor Council Administrator
 Number of Members on Governing Body - 5

PER CAPITA:
 Gross Debt 2,223.14
 Net Debt 1,838.38
 Debt Service 61.08
 Total Tax Levy 1,276.24
 Municipal Expenditures 530.31
 PER CENT:
 Gross Debt 3.02
 Net Debt 2.50
 Tax Levy Collected 98.03
 Tax Levy Cancelled, Abated or Adjusted

EXPENDITURES		REVENUES-REALIZED		1992 PROPERTY TAX	
GENERAL GOVERNMENT				STATE EQUALIZED TAX RATE	
Governing Body & Public Boards		1992 Property Taxes Collected	39,189,369.95	Local District School Taxes	1.04 23,529,682.00
Municipal Clerk		1992 Payments in Lieu of Taxes	105,291.00	Regional & Consolidated School Tax	
Financial Administration	113,446.73	Delinquent Tax & Lien Collections	1,214,389.99	School Taxes in Municipal Budget	
Assessment of Taxes	412,370.51	Business Personalty Replacement Taxes	1,104,159.68	County Taxes	.41 9,260,429.15
Collection of Taxes	75,222.01	Taxes from Public Utilities	2,740,333.00	County Library Taxes	
Planning, Housing & Development	130,102.28	Other Miscellaneous Tax Revenues	20,241.50	Local Municipal Purpose Taxes	.31 6,952,762.10
Human Resources	295,312.00	State Aid Revenues	1,238,474.51	Veteran & Senior Citizen Taxes	149,200.00
Elections	13,040.00	Federal Aid Revenues		Total Taxes for Rote Computation	1.76 39,892,073.25
General Administration (other)	981,892.85	State and Local Fiscal Assistance Act Utilized		Special District Taxes	
JUDICIARY		Sale of Acquired Property		Bank Corp. Taxes	
Municipal Courts	190,392.07	Other Miscellaneous Revenues	2,422,533.83	Added and Omitted Taxes	124,312.93
PUBLIC SAFETY		Total	48,086,793.46	Total Taxes Levied - ABSTRACT	39,867,186.18
Fire Protection	302,853.80	Prior Years Surplus Appropriated	1,325,000.00	Total Taxes Billed	39,976,627.22
Police Protection	4,929,433.76	REVENUES TOTAL	49,409,793.46	1992 TAXES COLLECTED	39,189,369.95
Civil Defense & Disaster Control	28,900.00	Reserve For Uncollected Taxes	1,217,392.86	1992 Taxes Cancelled, Abated or Adjusted	760.76
Environmental Inspection & Control	437,139.59	CAPITAL OUTLAY TOTAL	6,515,417.91	Transfer to Tax Title Liens or Foreclosed	195,387.17
Other Public Safety		Public Enterprises	2,943,551.50	Balance Outstanding Dec. 31, 1992	586,139.34
PUBLIC WORKS		Recreation-Culture	8,287.56	PRIOR YEARS TAXES OUTSTANDING	
Streets and Drainage	642,209.84	Public Works	187,221.13	Balance January 1, 1992	1,592,104.45
Sewers and Sewage Processing	1,823,042.00	Buildings and Grounds	3,376,357.72	Collected in 1992	1,423,721.00
Garbage and Trash Disposal		Library and Education		Cancelled, Abated or Adjusted 1992	
Public Buildings and Grounds	236,748.00	Conservation		Transfers to Tax Title Liens or Foreclosed	
Other Public Works	31,100.00	All Other		Balance December 31, 1992	168,383.45
HEALTH and WELFARE		CAPITAL DEBT AUTHORIZED, DECEMBER 31, 1992		TAX TITLE LIENS OUTSTANDING	
Health Services Except Environmental	22,117.00	ISSUED AND UNISSUED		Balance January 1, 1992	2,500,358.94
Welfare-Public Assistance	23,119.33	School	11,343,000	Transfer From Taxes	
Hospital, Clinics, First Aid		Self-Liquidating	28,612,156	Redeemed in 1992	1,688,988.87
Animal, Insect, & Rodent Control	12,133.00	Other	29,600,350	Cancelled, Abated or Adjusted (1992)	
Other Welfare Services		Total	69,555,506	Transfers to Foreclosed Property	
RECREATION and CONSERVATION		ISSUED AND OUTSTANDING		Balance December 31, 1992	811,369.97
Beaches and Boardwalks		School	10,243,000.00	PROPERTY ACQUIRED BY DEED OR FORECLOSURE	
Parks, Playgrounds, Shade Trees	262,176.70	Self-Liquidating	22,035,000.00	Balance January 1, 1992	115,807.00
Land Reclamation & Conservation		Other	24,998,000.00	Transfers From Taxes or Liens	
Other Recreational Services	379,432.03	Total	57,276,000.00	Sale for Cash (1992)	
EDUCATION (excluding schools)		EQUALIZED VALUATION BASIS		Cancelled, Abated or Adjusted (1992)	
Libraries	809,374.69	FOR NET DEBT COMPUTATION	2,300,092,815	Balance December 31, 1992	115,807.00
Other Educational Services	8,544.00	REAL PROPERTY VALUATIONS		CURRENT FINANCES DECEMBER 31, 1992	
STATUTORY EXPENDITURES		Code Class # of Parcels % VAL'N		ASSETS	
Pensions & F. L. C. A.	763,800.00	1 Vacant Land 1265 3.44	40,365,200.00	Cash Dec. 31, 1992	8,351,991.36
Employee Fringe Benefits	1,165,000.00	2 Residential 8019 57.06	670,034,200.00	Taxes Receivable	754,522.79
Other Statutory Expenditures		3 Farm 27 .11	1,356,000.00	Tax Title Liens	811,369.97
CETA And Other Public Employment Programs		4a Commercial 288 12.39	145,484,900.00	Foreclosed Property	115,807.00
MUNICIPAL FUNCTIONS TOTAL	14,089,000.19	4b Industrial 57 20.12	236,215,500.00	Emergencies & Other Deferred Charges	1,536,439.87
CAPITAL IMPROVEMENTS *MEMO*	50,000.00	4c Apartments 27 6.88	80,776,500.00	State and Federal Aid Receivable	20,816.05
DEBT SERVICE		Total 9633	1,174,232,300.00	Other Receivables	181,706.68
Principal Payments	825,000.00	Land Area 12.00 Sq. Miles		Total	11,772,653.72
Interest Payments	460,403.00	Net Valuation Taxable-Municipal	1,179,062,553	LIABILITIES, RESERVES, AND SURPLUS	
DEFERRED CHARGES		Net Valuation Taxable-County	2,151,142,363	Cash Liabilities	8,613,346.38
SCHOOL COUNTY, SPECIAL DISTRICT TAXES	32,790,111.15	State Equalized Valuation	2,256,906,011	Reserves for Receivables	1,863,406.44
RESERVE FOR UNCOLLECTED TAXES	1,217,392.86	State Equalization Ratio	52.14	Surplus Dec. 31, 1992	1,295,900.90
EXPENDITURES TOTAL	49,381,907.20			Total	11,772,653.72

0715
 Population 1980 5,832
 Population 1990 6,706
 S & P Rating
 Moody Rating AA

General Tax Rate Per \$100. 4.42
 State Equalized Tax Rate 1.91

NORTH CALDWELL TOWNSHIP - ESSEX CO.
 Form of Government:
Borough Council
 Number of Members on Governing Body - 6

PER CAPITA:
 Gross Debt 29.02
 Net Debt 129.42
 Debt Service 32.27
 Total Tax Levy 2,091.34
 Municipal Expenditures 702.96

PER CENT:
 Gross Debt .48
 Net Debt .12
 Tax Levy Collected 98.33
 Tax Levy Cancelled, Abated or Adjusted .15

EXPENDITURES		REVENUES-REALIZED		1992 PROPERTY TAX	
GENERAL GOVERNMENT				STATE EQUALIZED TAX RATE	
Governing Body & Public Boards		1992 Property Taxes Collected	13,810,663.66	Local District School Taxes	.56 4,103,982.00
Municipal Clerk		1992 Payments in Lieu of Taxes		Regional & Consolidated School Tax	.38 2,745,506.36
Financial Administration	86,800.00	Delinquent Tax & Lien Collections	227,327.23	School Taxes in Municipal Budget	
Assessment of Taxes	20,610.00	Business Personalty Replacement Taxes	26,801.92	County Taxes	.65 4,706,540.55
Collection of Taxes	41,400.00	Taxes from Public Utilities	386,039.00	County Library Taxes	
Planning, Hausing & Development	30,785.00	Other Miscellaneous Tax Revenues		Local Municipal Purpose Taxes	.32 2,349,431.27
Human Resources	62,312.00	State Aid Revenues	332,419.09	Veteran & Senior Citizen Taxes	22,650.00
Elections	3,050.00	Federal Aid Revenues		Total Taxes for Rate Computation	1.91 13,928,110.18
General Administration (other)	327,886.00	State and Local Fiscal Assistance Act Utilized		Special District Taxes	
JUDICIARY		State and Local Fiscal Assistance Act Utilized		Bank Corp. Taxes	
Municipal Courts	56,698.00	Sale of Acquired Property		Added and Omitted Taxes	119,072.86
PUBLIC SAFETY		Other Miscellaneous Revenues	417,573.94	Total Taxes Levied - ABSTRACT	14,024,533.06
Fire Protection	53,760.00	Total	15,200,824.94	Total Taxes Billed	14,038,147.90
Police Protection	937,545.00	Prior Years Surplus Appropriated	1,013,421.00	1992 TAXES COLLECTED	13,810,663.66
Civil Defense & Disaster Control	1,000.00	REVENUES TOTAL	16,214,245.84	1992 Taxes Cancelled, Abated or Adjusted	22,869.29
Environmental Inspection & Control	75,043.00	Reserve For Uncollected Taxes	422,000.00	Transfer to Tax Title Liens or Foreclosed	7,045.48
Other Public Safety		CAPITAL OUTLAY TOTAL	177,898.31	Balance Outstanding Dec. 31, 1992	197,569.47
PUBLIC WORKS				PRIOR YEARS TAXES OUTSTANDING	
Streets and Drainage	350,023.00	Public Enterprises	45,092.35	Balance January 1, 1992	230,804.00
Sewers and Sewage Processing	792,836.00	Recreation-Culture	46,188.62	Collected in 1992	227,327.23
Garbage and Trash Disposal	525,792.00	Public Works	85,693.01	Cancelled, Abated or Adjusted 1992	
Public Buildings and Grounds	121,910.01	Buildings and Grounds	924.33	Transfers to Tax Title Liens or Foreclosed	1,007.79
Other Public Works		Library and Education		Balance December 31, 1992	2,468.98
HEALTH and WELFARE		Conservation		TAX TITLE LIENS OUTSTANDING	
Health Services Except Environmental	24,956.00	All Other		Balance January 1, 1992	5,953.47
Welfare-Public Assistance	3,560.00			Transfer From Taxes	8,053.27
Hospital, Clinics, First Aid		CAPITAL DEBT AUTHORIZED, DECEMBER 31, 1992		Redeemed in 1992	
Animal, Insect, & Rodent Control		ISSUED AND UNISSUED	GROSS DEBT	NET DEBT	
Other Welfare Services		School	148,317		
RECREATION and CONSERVATION		Self-Liquidating	1,993,677		
Beaches and Boardwalks		Other	1,405,619	367,910	
Parks, Playgrounds, Shade Trees	82,042.00	Total	3,547,614	867,910	
Land Reclamation & Conservation	2,907.19	ISSUED AND OUTSTANDING			
Other Recreational Services		School		148,317.22	
EDUCATION (excluding schools)		Self-Liquidating		1,993,677.00	
Libraries		Other		1,339,769.99	
Other Educational Services	250.00	Total		3,481,766.21	
STATUTORY EXPENDITURES		EQUALIZED VALUATION BASIS			
Pensions & F. L. C. A.	180,160.00	FOR NET DEBT COMPUTATION		733,247,154	
Employee Fringe Benefits	196,225.00	REAL PROPERTY VALUATIONS			
Other Statutory Expenditures	2,000.00	Code Class # of Parcels % VAL'N		ASSESSED VALUATION	
CETA And Other Public Employment Programs		1 Vacant Land 144 2.96		9,321,800.00	
MUNICIPAL FUNCTIONS TOTAL	3,979,600.20	2 Residential 1971 94.75		298,035,803.00	
CAPITAL IMPROVEMENTS *MEMO*		3 Farm 2 .05		142,300.00	
DEBT SERVICE		4a Commercial 15 1.77		5,569,903.00	
Principal Payments	181,739.29	4b Industrial 11 .47		1,469,703.00	
Interest Payments	34,658.45	4c Apartments			
DEFERRED CHARGES	96,063.98	Total 2143		314,539,500.00	
SCHOOL, COUNTY, SPECIAL DISTRICT TAXES	11,556,028.91	Land Area 2.90 Sq. Miles			
RESERVE FOR UNCOLLECTED TAXES	422,000.00	Net Valuation Taxable-Municipal	314,911,200		
EXPENDITURES TOTAL	16,270,090.83	Net Valuation Taxable-County	743,014,262		
		State Equalized Valuation	727,630,660		
		State Equalization Ratio	63.25		
				LIABILITIES, RESERVES, AND SURPLUS	
				Cash Liabilities	1,510,052.34
				Reserves for Receivables	954,527.37
				Surplus Dec. 31, 1992	1,689,992.08
				Total	4,154,571.79

1606
 Population 1980 3,177
 Population 1990 7,987
 S & P Rating AAA
 Moody Rating AAA

General Tax Rate Per \$100. 3.37
 State Equalized Tax Rate 2.08

NORTH HALEDON BOROUGH - PASSAIC CO.

Form of Government:

Borough Council

Number of Members on Governing Body - 6

PER CAPITA:

Gross Debt 1,949.78
 Net Debt 1,932.93
 Debt Service 163.81
 Total Tax Levy 1,405.22
 Municipal Expenditures 672.28

PER CENT:

Gross Debt 2.80
 Net Debt 2.64
 Tax Levy Collected 97.97
 Tax Levy Cancelled, Abated or Adjusted -60

EXPENDITURES		REVENUES-REALIZED		1992 PROPERTY TAX	
GENERAL GOVERNMENT				STATE EQUALIZED TAX RATE	
Governing Body & Public Boards	5,500.00	1992 Property Taxes Collected	11,000,221.75	Local District School Taxes	.56
Municipal Clerk	92,790.00	1992 Payments in Lieu of Taxes		Regional & Consolidated School Tax	.41
Financial Administration	92,183.08	Delinquent Tax & Lien Collections	146,496.46	School Taxes in Municipal Budget	
Assessment of Taxes	13,100.00	Business Personality Replacement Taxes	40,457.80	County Taxes	.50
Collection of Taxes	37,396.00	Taxes from Public Utilities	377,314.00	County Library Taxes	
Planning, Housing & Development	23,494.73	Other Miscellaneous Tax Revenues	593,374.68	Local Municipal Purpose Taxes	.61
Human Resources	83,629.25	State Aid Revenues		Veteran & Senior Citizen Taxes	
Elections	3,586.00	Federal Aid Revenues		Total Taxes for Rate Computation	2.08
General Administration (other)	394,233.27	State and Local Fiscal Assistance Act Utilized		Special District Taxes	
JUDICIARY		Sale of Acquired Property		Bank Corp. Taxes	
Municipal Courts	51,193.00	Other Miscellaneous Revenues	540,228.76	Added and Omitted Taxes	
PUBLIC SAFETY		Total	12,698,093.25	Total Taxes Levied - ABSTRACT	11,223,491.74
Fire Protection	82,609.00	Prior Years Surplus Appropriated	606,000.00	Total Taxes Billed	11,227,890.79
Police Protection	891,623.00	REVENUES TOTAL	13,304,093.25	1992 TAXES COLLECTED	11,000,221.75
Civil Defense & Disaster Control	1,200.00	Reserve For Uncollected Taxes	303,940.00	1992 Taxes Cancelled, Abated or Adjusted	67,157.36
Environmental Inspection & Control	35,745.00	CAPITAL OUTLAY TOTAL	456,703.31	Transfer to Tax Title Liens or Foreclosed	249.38
Other Public Safety		Public Enterprises		Balance Outstanding Dec. 31, 1992	160,262.30
PUBLIC WORKS		Recreation-Culture		PRIOR YEARS TAXES OUTSTANDING	
Streets and Drainage	346,311.00	Public Works	261,256.77	Balance January 1, 1992	137,705.92
Sewers and Sewage Processing	321,872.00	Buildings and Grounds	195,446.54	Collected in 1992	124,654.65
Garbage and Trash Disposal	423,890.00	Library and Education		Cancelled, Abated or Adjusted 1992	2,626.18
Public Buildings and Grounds	37,220.00	Conservation		Transfers to Tax Title Liens or Foreclosed	
Other Public Works	30,918.00	All Other		Balance December 31, 1992	10,425.09
HEALTH and WELFARE		CAPITAL DEBT AUTHORIZED, DECEMBER 31, 1992		TAX TITLE LIENS OUTSTANDING	
Health Services Except Environmental	22,267.00	ISSUED AND UNISSUED		Balance January 1, 1992	23,533.80
Welfare-Public Assistance	2,540.00	School	933,323	Transfer From Taxes	249.38
Hospital, Clinics, First Aid		Self-Liquidating		Redeemed in 1992	21,841.81
Animal, Insect, & Rodent Control		Other	14,639,597	Cancelled, Abated or Adjusted (1992)	
Other Welfare Services		Total	15,572,920	Transfers to Foreclosed Property	
RECREATION and CONSERVATION		ISSUED AND OUTSTANDING		Balance December 31, 1992	1,941.37
Beaches and Boardwalks		School		PROPERTY ACQUIRED BY DEED OR FORECLOSURE	
Parks, Playgrounds, Shade Trees	1,000.00	Self-Liquidating		Balance January 1, 1992	42,400.00
Land Reclamation & Conservation	8,152.00	Other		Transfers From Taxes or Liens	
Other Recreational Services	56,778.75	Total		Sale for Cash (1992)	
EDUCATION (excluding schools)		EQUALIZED VALUATION BASIS FOR NET DEBT COMPUTATION		Cancelled, Abated or Adjusted (1992)	
Libraries	185,050.00	REAL PROPERTY VALUATIONS		Balance December 31, 1992	42,400.00
Other Educational Services		Code Class # of Parcels % VAL'N	ASSESSED VALUATION	CURRENT FINANCES DECEMBER 31, 1992	
STATUTORY EXPENDITURES		1 Vacant Land 120 3.28	10,890,100.00	ASSETS	
Pensions & F. L. C. A.	77,810.45	2 Residential 2332 89.98	298,826,100.00	Cash Dec. 31, 1992	699,835.24
Employee Fringe Benefits	412,970.00	3 Farm 9 .15	474,200.00	Taxes Receivable	170,697.39
Other Statutory Expenditures		4a Commercial 83 5.79	19,231,400.00	Tax Title Liens	1,941.37
CETA And Other Public Employment Programs		4b Industrial 7 .81	2,674,700.00	Foreclosed Property	42,400.00
MUNICIPAL FUNCTIONS TOTAL	3,736,060.53	4c Apartments		Emergencies & Other Deferred Charges	35,800.00
CAPITAL IMPROVEMENTS *MEMO*	10,000.00	Total	332,096,500.00	State and Federal Aid Receivable	6,525.00
DEBT SERVICE		Land Area 3.50 Sq. Miles		Other Receivables	9,391.82
Principal Payments	200,000.00	Net Valuation Taxable-Municipal	332,807,374	Total	966,580.82
Interest Payments	1,108,330.05	Net Valuation Taxable-County	556,290,365	LIABILITIES, RESERVES, AND SURPLUS	
DEFERRED CHARGES	21,200.00	State Equalized Valuation	533,606,080	Cash Liabilities	235,636.98
SCHOOL, COUNTY, SPECIAL DISTRICT TAXES	7,946,264.45	State Equalization Ratio	61.74	Reserves for Receivables	224,420.58
RESERVE FOR UNCOLLECTED TAXES	303,940.00			Surplus Dec. 31, 1992	506,523.26
EXPENDITURES TOTAL	13,315,795.03			Total	966,580.82

0326

Population 1980 9,050
 Population 1990 9,994
 S & P Rating
 Moody Rating

General Tax Rate Per \$100. 1.50
 State Equalized Tax Rate 1.56

NORTH HANOVER TWP. - BURLINGTON CO.

Form of Government:

Township Committee

Number of Members on Governing Body - 5

PER CAPITA:

Gross Debt 49.33
 Net Debt 43.28
 Debt Service 11.00
 Total Tax Levy 263.28
 Municipal Expenditures 174.46

PER CENT:

Gross Debt .29
 Net Debt .29
 Tax Levy Collected 91.55
 Tax Levy Cancelled, Abated or Adjusted .44

EXPENDITURES		REVENUES-REALIZED		1992 PROPERTY TAX		
GENERAL GOVERNMENT				STATE EQUALIZED TAX RATE		
Governing Body & Public Boards		1992 Property Taxes Collected	2,454,839.00	Local District School Taxes	.54 900,000.00	
Municipal Clerk		1992 Payments in Lieu of Taxes		Regional & Consolidated School Tax	.41 682,329.45	
Financial Administration	51,775.00	Delinquent Tax & Lien Collections	123,911.00	School Taxes in Municipal Budget		
Assessment of Taxes	17,675.00	Business Personalty Replacement Taxes	21,775.00	County Taxes	.58 955,986.23	
Collection of Taxes	26,630.00	Taxes from Public Utilities	439,563.00	County Library Taxes	.04 58,464.21	
Planning, Housing & Development	13,165.00	Other Miscellaneous Tax Revenues		Local Municipal Purpose Taxes		
Human Resources	40,833.00	State Aid Revenues	249,572.00	Veteran & Senior Citizen Taxes	18,200.00	
Elections		Federal Aid Revenues		Total Taxes for Rate Computation	1.57 2,614,979.89	
General Administration (other)	272,930.00	State and Local Fiscal Assistance Act Utilized		Special District Taxes		
JUDICIARY		Sale of Acquired Property		Bank Corp. Taxes		
Municipal Courts	64,475.00	Other Miscellaneous Revenues	459,902.00	Added and Omitted Taxes	84,437.00	
PUBLIC SAFETY		Total	3,799,563.00	Total Taxes Levied - ABSTRACT	2,681,216.89	
Fire Protection	36,593.00	Prior Years Surplus Appropriated	514,883.00	Total Taxes Billed	2,681,387.00	
Police Protection	244,305.00	REVENUES TOTAL	4,314,451.00	1992 TAXES COLLECTED	2,454,839.00	
Civil Defense & Disaster Control	4,830.00	Reserve For Uncollected Taxes	193,265.00	1992 Taxes Cancelled, Abated or Adjusted	11,813.00	
Environmental Inspection & Control	47,820.00	CAPITAL OUTLAY TOTAL	141,567.00	Transfer to Tax Title Liens or Foreclosed	25,376.00	
Other Public Safety		Public Enterprises		Balance Outstanding Dec. 31, 1992	189,359.00	
PUBLIC WORKS		Recreation-Culture		PRIOR YEARS TAXES OUTSTANDING		
Streets and Drainage	198,130.00	Public Works	132,345.00	Balance January 1, 1992	91,598.00	
Sewers and Sewage Processing	11,795.00	Buildings and Grounds	9,222.00	Collected in 1992	71,573.00	
Garbage and Trash Disposal	74,035.00	Library and Education		Cancelled, Abated or Adjusted 1992	314.00	
Public Buildings and Grounds	58,100.00	Conservation		Transfers to Tax Title Liens or Foreclosed	13,668.00	
Other Public Works		All Other		Balance December 31, 1992	6,043.00	
HEALTH and WELFARE		CAPITAL DEBT AUTHORIZED, DECEMBER 31, 1992		TAX TITLE LIENS OUTSTANDING		
Health Services Except Environmental	2,150.00	ISSUED AND UNISSUED		Balance January 1, 1992	79,295.00	
Welfare-Public Assistance	4,875.00	School	5,489	Transfer From Taxes	43,187.00	
Hospital, Clinics, First Aid		Self-Liquidating		Redeemed in 1992	52,338.00	
Animal, Insect, & Rodent Control	200.00	Other	487,525	Cancelled, Abated or Adjusted (1992)		
Other Welfare Services		Total	493,014	Transfers to Foreclosed Property		
RECREATION and CONSERVATION		ISSUED AND OUTSTANDING		Balance December 31, 1992	70,144.00	
Beaches and Boardwalks		School	5,489.96	PROPERTY ACQUIRED BY DEED OR FORECLOSURE		
Parks, Playgrounds, Shade Trees	20,515.00	Self-Liquidating		Balance January 1, 1992		
Land Reclamation & Conservation	600.00	Other	237,525.00	Transfers From Taxes or Liens		
Other Recreational Services	6,000.00	Total	293,014.96	Sale for Cash (1992)		
EDUCATION (excluding schools)		EQUALIZED VALUATION BASIS		Cancelled, Abated or Adjusted (1992)		
Libraries	100.00	FOR NET DEBT COMPUTATION	163,737,304	Balance December 31, 1992		
Other Educational Services		REAL PROPERTY VALUATIONS		CURRENT FINANCES DECEMBER 31, 1992		
STATUTORY EXPENDITURES		Code	Class	# of Parcels	% VAL'N	ASSESSED VALUATION
Pensions & F. L. C. A.	46,600.00	1	Vacant Land	249	7.28	12,429,800.00
Employee Fringe Benefits	97,000.00	2	Residential	726	64.70	110,450,900.00
Other Statutory Expenditures		3	Farm	257	10.58	18,060,100.00
CETA And Other Public Employment Programs		4a	Commercial	59	13.53	23,093,700.00
MUNICIPAL FUNCTIONS TOTAL	1,341,336.00	4b	Industrial			6,689,000.00
CAPITAL IMPROVEMENTS *MEMO*		4c	Apartments	9	3.92	170,723,500.00
DEBT SERVICE		Total		1300		
Principal Payments	92,835.00	Land Area	17.38 Sq. Miles			
Interest Payments	17,114.00	Net Valuation Taxable-Municipal				172,211,554
DEFERRED CHARGES		Net Valuation Taxable-County				174,626,534
SCHOOL, COUNTY, SPECIAL DISTRICT TAXES	2,596,779.89	State Equalized Valuation				165,314,462
RESERVE FOR UNCOLLECTED TAXES	193,265.00	State Equalization Ratio				104.21
EXPENDITURES TOTAL	4,343,329.89			ASSETS		
				Cash Dec. 31, 1992		1,125,883.00
				Taxes Receivable		195,402.00
				Tax Title Liens		70,144.00
				Foreclosed Property		
				Emergencies & Other Deferred Charges		9,000.00
				State and Federal Aid Receivable		1,135.00
				Other Receivables		41,733.00
				Total		1,443,297.00
				LIABILITIES, RESERVES, AND SURPLUS		
				Cash Liabilities		493,133.00
				Reserves for Receivables		307,279.00
				Surplus Dec. 31, 1992		642,885.00
				Total		1,443,297.00

Population 1980 19,103
 Population 1990 18,820
 S & P Rating
 Moody Rating A

General Tax Rate Per \$100. 2.45
 State Equalized Tax Rate 2.65

NORTH PLAINFIELD BORO. - SOMERSET CO.
 Form of Government:
Mayor-Council Plan E (OMCL 50)
 Number of Members on Governing Body - 7

PER CAPITA: Gross Debt 425.18
 Net Debt 242.30
 Debt Service 45.37
 Total Tax Levy 1,208.98
 Municipal Expenditures 494.92

PER CENT: Gross Debt 9.91
 Net Debt 5.2
 Tax Levy Collected 95.61
 Tax Levy Cancelled, Abated or Adjusted 9.71

EXPENDITURES		REVENUES-REALIZED		1992 PROPERTY TAX	
GENERAL GOVERNMENT		REVENUES-REALIZED		STATE EQUALIZED TAX RATE	
Governing Body & Public Boards	4,750.00	1992 Property Taxes Collected	21,814,299.97	Local District School Taxes	1.51
Municipal Clerk	89,216.47	1992 Payments in Lieu of Taxes	9,539.39	Regional & Consolidated School Tax	
Financial Administration	156,897.51	Delinquent Tax & Lien Collections	680,992.64	School Taxes in Municipal Budget	
Assessment of Taxes	36,601.57	Business Personalty Replacement Taxes	142,670.68	County Taxes	.43 *
Collection of Taxes		Taxes from Public Utilities	806,229.00	County Library Taxes	.03
Planning, Housing & Development	28,437.92	Other Miscellaneous Tax Revenues		Local Municipal Purpose Taxes	.67
Human Resources	180,325.50	State Aid Revenues	1,062,024.81	Veteran & Senior Citizen Taxes	
Elections		Federal Aid Revenues		Total Taxes for Rate Computation	2.64
General Administration (other)	1,296,336.53	State and Local Fiscal Assistance Act Utilized		Special District Taxes	
JUDICIARY		Sale of Acquired Property		Bank Corp. Taxes	
Municipal Courts	221,638.84	Other Miscellaneous Revenues	668,024.42	Added and Omitted Taxes	
PUBLIC SAFETY		Total	25,183,780.91	Total Taxes Levied - ABSTRACT	
Fire Protection	1,265,430.10	Prior Years Surplus Appropriated	300,000.00	Total Taxes Billed	
Police Protection	2,239,041.27	REVENUES TOTAL	25,483,780.81	1992 TAXES COLLECTED	
Civil Defense & Disaster Control	2,000.00	Reserve For Uncollected Taxes	801,700.00	1992 Taxes Cancelled, Abated or Adjusted	162,576.55
Environmental Inspection & Control	100,983.26	CAPITAL OUTLAY	TOTAL	Transfer to Tax Title Liens or Foreclosed	1,100.05
Other Public Safety		Public Enterprises	31,206.00	Balance Outstanding Dec. 31, 1992	837,003.86
PUBLIC WORKS		Recreation-Culture		PRIOR YEARS TAXES OUTSTANDING	
Streets and Drainage	569,643.61	Public Works	97,264.27	Balance January 1, 1992	672,090.90
Sewers and Sewage Processing	286,696.68	Buildings and Grounds	297,122.23	Collected in 1992	607,066.82
Garbage and Trash Disposal		Library and Education		Cancelled, Abated or Adjusted 1992	6,783.97
Public Buildings and Grounds	95,740.00	Conservation		Transfers to Tax Title Liens or Foreclosed	
Other Public Works		All Other		Balance December 31, 1992	58,240.11
HEALTH and WELFARE		CAPITAL DEBT AUTHORIZED, DECEMBER 31, 1992		TAX TITLE LIENS OUTSTANDING	
Health Services Except Environmental	74,063.73	ISSUED AND UNISSUED		Balance January 1, 1992	80,556.19
Welfare-Public Assistance	25,608.47	School	3,231,000	Transfer From Taxes	1,100.05
Hospital, Clinics, First Aid		Self-Liquidating	210,250	Redeemed in 1992	73,925.82
Animal, Insect, & Rodent Control		Other	4,560,602	Cancelled, Abated or Adjusted (1992)	
Other Welfare Services		Total	8,001,952	Transfers to Foreclosed Property	
RECREATION and CONSERVATION		ISSUED AND OUTSTANDING		Balance December 31, 1992	7,730.42
Beaches and Boardwalks		School	3,231,000.00	PROPERTY ACQUIRED BY DEED OR FORECLOSURE	
Parks, Playgrounds, Shade Trees	5,000.00	Self-Liquidating	144,000.00	Balance January 1, 1992	396,200.00
Land Reclamation & Conservation	35,764.92	Other	3,424,000.00	Transfers From Taxes or Liens	
Other Recreational Services	68,242.85	Total	6,799,000.00	Sale for Cash (1992)	
EDUCATION (excluding schools)		EQUALIZED VALUATION BASIS FOR NET DEBT COMPUTATION	879,354,091	Cancelled, Abated or Adjusted (1992)	
Libraries	33,650.00	REAL PROPERTY VALUATIONS		Balance December 31, 1992	396,200.00
Other Educational Services		Code Class # of Parcels % VAL'N	ASSESSED VALUATION	CURRENT FINANCES DECEMBER 31, 1992	
STATUTORY EXPENDITURES		1 Vacant Land 107 .50	4,654,200.00	ASSETS	
Pensions & F. I. C. A.	619,639.00	2 Residential 4983 80.64	743,321,050.00	Cash Dec. 31, 1992	1,504,571.39
Employee Fringe Benefits		3 Farm		Taxes Receivable	895,243.97
Other Statutory Expenditures		4a Commercial 220 11.96	111,012,900.00	Tax Title Liens	7,730.42
CETA And Other Public Employment Programs		4b Industrial 4 .24	2,193,300.00	Foreclosed Property	396,200.00
MUNICIPAL FUNCTIONS	TOTAL	4c Apartments 25 6.66	61,813,500.00	Emergencies & Other Deferred Charges	101,373.26
CAPITAL IMPROVEMENTS	*MEMO*	Total 5340	927,996,950.00	State and Federal Aid Receivable	
DEBT SERVICE		Land Area 2.70 Sq. Miles		Other Receivables	90,837.79
Principal Payments	568,000.00	Net Valuation Taxable-Municipal	930,535,444	Total	2,986,006.83
Interest Payments	235,907.08	Net Valuation Taxable-County	893,180,273	LIABILITIES, RESERVES, AND SURPLUS	
DEFERRED CHARGES		State Equalized Valuation	860,048,302	Cash Liabilities	1,231,789.16
SCHOOL, COUNTY, SPECIAL DISTRICT TAXES	15,970,937.48	State Equalization Ratio	109.22	Reserves for Receivables	1,380,062.19
RESERVE FOR UNCOLLECTED TAXES	801,700.00			Surplus Dec. 31, 1992	374,155.49
EXPENDITURES	TOTAL			Total	2,936,006.83

0507

Population 1980 4,714
 Population 1990 5,017
 S & P Rating AAA
 Moody Rating AAA

General Tax Rate Per \$100. 2.15
 State Equalized Tax Rate 2.16

NORTH WILDWOOD CITY - CAPE MAY CO.
 Form of Government:
 City Charter Act (P.L. 1899 c.52)
 Number of Members on Governing Body - 7

PER CAPITA:

Gross Debt 1,872.56
 Net Debt 1,774.30
 Debt Service 285.37
 Total Tax Levy 2,923.87
 Municipal Expenditures 2,788.46

PER CENT:

Gross Debt 1.39
 Net Debt 1.31
 Tax Levy Collected 86.29
 Tax Levy Cancelled, Abated or Adjusted .61

EXPENDITURES		REVENUES-REALIZED		1992 PROPERTY TAX	
GENERAL GOVERNMENT				STATE EQUALIZED TAX RATE	
Governing Body & Public Boards		1992 Property Taxes Collected	12,657,268.28	Local District School Taxes	.59 4,018,527.00
Municipal Clerk		1992 Payments in Lieu of Taxes	5,695.75	Regional & Consolidated School Tax	
Financial Administration	116,076.65	Delinquent Tax & Lien Collections	1,491,470.73	School Taxes in Municipal Budget	
Assessment of Taxes	73,262.57	Business Personalty Replacement Taxes	98,173.96	County Taxes	.41 * 2,789,036.45
Collection of Taxes	104,579.19	Taxes from Public Utilities	390,353.00	County Library Taxes	.03 174,737.77
Planning, Housing & Development	15,700.02	Other Miscellaneous Tax Revenues		Local Municipal Purpose Taxes	1.12 7,576,960.30
Human Resources	67,911.00	State Aid Revenues	371,695.79	Veteran & Senior Citizen Taxes	86,300.00
Elections	1,000.00	Federal Aid Revenues		Total Taxes for Rate Computation	2.15 14,645,561.52
General Administration (other)	1,134,318.85	State and Local Fiscal Assistance Act Utilized		Special District Taxes	
JUDICIARY		Sale of Acquired Property		Bank Corp. Taxes	
Municipal Courts	132,395.00	Other Miscellaneous Revenues	6,136,826.40	Added and Omitted Taxes	109,778.42
PUBLIC SAFETY		Total	19,151,489.91	Total Taxes Levied - ABSTRACT	14,669,039.94
Fire Protection	448,509.40	Prior Years Surplus Appropriated	824,327.19	Total Taxes Billed	14,669,039.94
Police Protection	1,859,006.49	REVENUES TOTAL	19,975,817.10	1992 TAXES COLLECTED	12,657,268.28
Civil Defense & Disaster Control	8,354.30	Reserve For Uncollected Taxes	1,801,739.07	1992 Taxes Cancelled, Abated or Adjusted	88,967.00
Environmental Inspection & Control	62,400.00	CAPITAL OUTLAY TOTAL	1,675,728.43	Transfer to Tax Title Liens or Foreclosed	278,497.50
Other Public Safety		Public Enterprises		Balance Outstanding Dec. 31, 1992	1,644,307.16
PUBLIC WORKS		Recreation-Culture	105,626.79	PRIOR YEARS TAXES OUTSTANDING	
Streets and Drainage	1,008,343.37	Public Works	1,250,187.23	Balance January 1, 1992	1,424,342.38
Sewers and Sewage Processing	3,119,971.40	Buildings and Grounds	319,916.41	Collected in 1992	1,306,563.81
Garbage and Trash Disposal	556,000.00	Library and Education		Cancelled, Abated or Adjusted 1992	50.00
Public Buildings and Grounds	147,307.84	Conservation		Transfers to Tax Title Liens or Foreclosed	
Other Public Works	55,000.00	All Other		Balance December 31, 1992	117,728.57
HEALTH and WELFARE		CAPITAL DEBT AUTHORIZED, DECEMBER 31, 1992		TAX TITLE LIENS OUTSTANDING	
Health Services Except Environmental	5,997.85	ISSUED AND UNISSUED		Balance January 1, 1992	839,762.90
Welfare-Public Assistance	6,800.00	School	450,000	Transfer From Taxes	278,497.50
Hospital, Clinics, First Aid		Self-Liquidating		Redeemed in 1992	184,906.92
Animal, Insect, & Rodent Control	200.00	Other	8,944,625	Cancelled, Abated or Adjusted (1992)	5,692.49
Other Welfare Services		Total	9,394,625	Transfers to Foreclosed Property	
RECREATION and CONSERVATION		ISSUED AND OUTSTANDING		Balance December 31, 1992	927,660.99
Beaches and Boardwalks	282,969.18	School	450,000.00	PROPERTY ACQUIRED BY DEED OR FORECLOSURE	
Parks, Playgrounds, Shade Trees	78,000.00	Self-Liquidating		Balance January 1, 1992	
Land Reclamation & Conservation	73,550.00	Other	8,559,000.00	Transfers From Taxes or Liens	
Other Recreational Services	171,000.00	Total	9,009,000.00	Sale for Cash (1992)	
EDUCATION (excluding schools)		EQUALIZED VALUATION BASIS		Cancelled, Abated or Adjusted (1992)	
Libraries		FOR NET DEBT COMPUTATION	678,297,449	Balance December 31, 1992	
Other Educational Services		REAL PROPERTY VALUATIONS		CURRENT FINANCES DECEMBER 31, 1992	
STATUTORY EXPENDITURES		Code Class # of Parcels % VAL'N	ASSESSED VALUATION	ASSETS	
Pensions & F. I. C. A.	496,772.81	1 Vacant Land 240 2.16	14,634,800.00	Cash Dec. 31, 1992	2,400,874.32
Employee Fringe Benefits	672,800.00	2 Residential 4978 71.59	486,090,901.00	Taxes Receivable	1,762,035.73
Other Statutory Expenditures	16,000.00	3 Farm		Tax Title Liens	927,660.99
CETA And Other Public Employment Programs		4a Commercial 373 22.18	150,564,200.00	Foreclosed Property	
MUNICIPAL FUNCTIONS TOTAL	10,712,225.92	4b Industrial		Emergencies & Other Deferred Charges	59,013.50
CAPITAL IMPROVEMENTS *MEMO*	150,000.00	4c Apartments 98 4.08	27,677,514.00	State and Federal Aid Receivable	648.09
DEBT SERVICE		Total 5689	678,967,415.00	Other Receivables	304,138.22
Principal Payments	835,000.00	Land Area 1.70 Sq. Miles		Total	5,454,370.85
Interest Payments	546,702.00	Net Valuation Taxable-Municipal	630,328,330	LIABILITIES, RESERVES, AND SURPLUS	
DEFERRED CHARGES	44,000.00	Net Valuation Taxable-County	698,190,388	Cash Liabilities	1,348,208.33
SCHOOL, COUNTY, SPECIAL DISTRICT TAXES	6,982,301.22	State Equalized Valuation	676,077,615	Reserves for Receivables	2,993,834.96
RESERVE FOR UNCOLLECTED TAXES	1,801,789.07	State Equalization Ratio	100.63	Surplus Dec. 31, 1992	1,112,327.58
EXPENDITURES TOTAL	20,972,019.21			Total	5,454,370.85

0118
 Population 1980 7,795
 Population 1990 7,305
 S & P Rating
 Moody Rating 3AA1

General Tax Rate Per \$100. 3.46
 State Equalized Tax Rate 2.71

NORTHFIELD CITY - ATLANTIC COUNTY
 Form of Government:
 City Charter Act (P.L. 1897 c. 30)
 Number of Members on Governing Body - 7

PER CAPITA:
 Gross Debt 550.36
 Net Debt 543.84
 Debt Service 140.99
 Total Tax Levy 1,591.80
 Municipal Expenditures 857.98

PER CENT:
 Gross Debt .93
 Net Debt .93
 Tax Levy Collected 95.62
 Tax Levy Cancelled, Abated or Adjusted

EXPENDITURES		REVENUES-REALIZED		1992 PROPERTY TAX	
GENERAL GOVERNMENT				STATE EQUALIZED TAX RATE	
Governing Body & Public Boords		1992 Property Taxes Collected	11,121,327.43	Local District School Taxes	.92 3,947,535.00
Municipal Clerk		1992 Payments in Lieu of Taxes		Regional & Consolidated School Tax	.47 2,024,714.75
Financial Administration	71,000.00	Delinquent Tax & Lien Collections	650,594.26	School Taxes in Municipal Budget	9,956.00
Assessment of Taxes	13,000.00	Business Personalty Replacement Taxes	93,912.60	County Taxes	.47 * 2,030,436.08
Collection of Taxes	60,800.00	Taxes from Public Utilities	446,170.86	County Library Taxes	
Planning, Housing & Development	13,310.00	Other Miscellaneous Tax Revenues		Local Municipal Purpose Taxes	.84 3,586,841.45
Human Resources	89,111.96	State Aid Revenues	386,087.72	Veteran & Senior Citizen Taxes	87,000.00
Elections	6,000.00	Federal Aid Revenues		Total Taxes for Rate Computation	2.70 11,696,483.29
General Administration (other)	448,130.00	State and Local Fiscal Assistance Act Utilized		Special District Taxes	
JUDICIARY		State and Local Fiscal Assistance Act Utilized		Bank Corp. Taxes	
Municipal Courts	101,750.00	Sole of Acquired Property		Added and Omitted Taxes	28,627.64
PUBLIC SAFETY		Other Miscellaneous Revenues	1,362,957.57	Total Taxes Levied - ABSTRACT	11,628,110.92
Fire Protection	353,962.00	Total	14,061,050.44	Total Taxes Billed	11,631,114.79
Police Protection	1,066,460.00	Prior Years Surplus Appropriated	180,000.00	1992 TAXES COLLECTED	11,121,327.43
Civil Defense & Disaster Control	1,500.00	REVENUES TOTAL	14,241,050.44	1992 Taxes Cancelled, Abated or Adjusted	
Environmental Inspection & Control	65,000.00	Reserve For Uncollected Taxes	528,318.05	Transfer to Tax Title Liens or Foreclosed	
Other Public Safety		CAPITAL OUTLAY TOTAL	116,254.33	Balance Outstanding Dec. 31, 1992	509,787.35
PUBLIC WORKS		Public Enterprises		PRIOR YEARS TAXES OUTSTANDING	
Streets and Drainage	545,200.00	Recreation-Culture		Balance January 1, 1992	646,563.11
Sewers and Sewage Processing	501,578.00	Public Works	116,254.33	Collected in 1992	633,788.59
Gorbage and Trash Disposol	465,895.00	Buildings and Grounds		Cancelled, Abated or Adjusted 1992	
Public Buildings and Grounds	184,000.00	Library and Education		Transfers to Tax Title Liens or Foreclosed	12,774.52
Other Public Works	26,000.00	Conservation		Balance December 31, 1992	
HEALTH and WELFARE		All Other		TAX TITLE LIENS OUTSTANDING	
Health Services Except Environmental		CAPITAL DEBT AUTHORIZED, DECEMBER 31, 1992		Balance January 1, 1992	4,031.15
Welfare-Public Assistance	5,000.00	ISSUED AND UNISSUED		Transfer from Taxes	12,774.52
Hospital, Clinics, First Aid		School	5,000	Redeemed in 1992	16,805.67
Animal, Insect, & Rodent Control		Self-Liquidating		Cancelled, Abated or Adjusted (1992)	
Other Welfare Services		Other	4,015,349	Transfers to Foreclosed Property	
RECREATION and CONSERVATION		Total	4,020,349	Balance December 31, 1992	
Beoches and Boardwalks		ISSUED AND OUTSTANDING		PROPERTY ACQUIRED BY DEED OR	
Parks, Playgrounds, Shade Trees	49,225.00	School	5,000.00	FORECLOSURE	
Land Reclamation & Conservation		Self-Liquidating		Balance January 1, 1992	4,900.00
Other Recreational Services	6,300.00	Other	3,758,101.80	Transfers From Taxes or Liens	
EDUCATION (excluding schools)		Total	3,763,101.80	Sole for Cosh (1992)	
Libraries	145,000.00	EQUALIZED VALUATION BASIS		Cancelled, Abated or Adjusted (1992)	
Other Educational Services		FOR NET DEBT COMPUTATION	432,423,696	Balance December 31, 1992	4,900.00
STATUTORY EXPENDITURES		REAL PROPERTY VALUATIONS		CURRENT FINANCES DECEMBER 31, 1992	
Pensions & F. L. C. A.	94,050.00	Code Class # of Parcels % VAL'N		ASSETS	
Employee Fringe Benefits	349,000.00	1 Vacant Land 335 5.02	16,779,600.00	Cash Dec. 31, 1992	989,290.19
Other Statutory Expenditures	5,500.00	2 Residential 2768 70.56	235,863,100.00	Taxes Receivable	509,787.35
CETA And Other Public Employment Programs		3 Form 3 .06	193,400.00	Tox Title Liens	
MUNICIPAL FUNCTIONS TOTAL	4,665,771.96	4a Commercial 197 24.22	80,973,600.00	Foreclosed Property	4,900.00
CAPITAL IMPROVEMENTS *MEMO*	25,000.00	4b Industrial		Emergencies & Other Deferred Charges	
DEBT SERVICE		4c Apartments 3 .14	459,900.00	State and Federal Aid Receivable	31,375.19
Principol Payments	740,000.00	Total	334,269,600.00	Other Receivables	121,994.37
Interest Payments	289,945.63	Land Area 3.50 Sq. Miles		Total	1,657,347.10
TYPE I SCHL DEBT *MEMO	10,825.00	Net Valuation Taxable-Municipal	335,817,063	LIABILITIES, RESERVES, AND SURPLUS	
DEFERRED CHARGES	42,500.00	Net Valuation Taxable-County	439,152,645	Cash Liabilities	399,602.11
SCHOOL, COUNTY, SPECIAL DISTRICT TAXES	8,012,641.83	State Equalized Valuation	428,401,760	Reserves for Receivables	636,681.72
RESERVE FOR UNCOLLECTED TAXES	528,318.05	State Equalization Ratio	78.31	Surplus Dec. 31, 1992	621,063.27
EXPENDITURES TOTAL	14,280,177.47			Total	1,657,347.10

0240

Population 1980 5,046
 Population 1990 4,563
 S & P Rating
 Moody Rating A

General Tax Rate Per \$100. 2.87
 State Equalized Tax Rate 2.10

NORTHVALE BOROUGH - BERGEN COUNTY

Form of Government:
 Borough Council
 Number of Members on Governing Body - 6

PER CAPITA:

Gross Debt 678.61
 Net Debt 678.61
 Debt Service 156.35
 Total Tax Levy 2,223.14
 Municipal Expenditures 1,079.34

PER CENT:

Gross Debt .63
 Net Debt .63
 Tax Levy Collected 97.12
 Tax Levy Cancelled, Abated or Adjusted .07

EXPENDITURES		REVENUES-REALIZED		1992 PROPERTY TAX	
GENERAL GOVERNMENT		1992 Property Taxes Collected		STATE EQUALIZED TAX RATE	
Governing Body & Public Boards		1992 Payments in Lieu of Taxes	9,873,987.24	Local District School Taxes	.71
Municipal Clerk		Delinquent Tax & Lien Collections	91,661.93	Regional & Consolidated School Tax	.46
Financial Administration		Business Personalty Replacement Taxes	205,392.68	Schaal Taxes in Municipal Budget	
Assessment of Taxes	56,345.00	Taxes from Public Utilities	369,192.00	County Taxes	.27
Collection of Taxes	47,530.00	Other Miscellaneous Tax Revenues		County Library Taxes	
Planning, Housing & Development	25,066.00	State Aid Revenues	289,409.15	Local Municipal Purpose Taxes	.65
Human Resources	34,931.26	Federal Aid Revenues		Veteran & Senior Citizen Taxes	
Elections		State and Local Fiscal Assistance Act Utilized		Total Taxes for Rate Computation	2.09
General Administration (other)	399,351.17	Sale of Acquired Property		Special District Taxes	
JUDICIARY		Other Miscellaneous Revenues	592,065.41	Bank Corp. Taxes	
Municipal Courts	55,980.06	Prior Years Surplus Appropriated	260,000.00	Added and Omitted Taxes	7,774.59
PUBLIC SAFETY		REVENUES TOTAL	11,681,708.46	Total Taxes Levied - ABSTRACT	10,144,195.20
Fire Protection	124,400.30	Reserve For Uncollected Taxes	253,000.00	Total Taxes Billed	10,167,220.32
Police Protection	948,568.46	CAPITAL OUTLAY TOTAL	421,923.10	1992 TAXES COLLECTED	9,873,987.24
Civil Defense & Disaster Control	600.00	Public Enterprises		1992 Taxes Cancelled, Abated or Adjusted	7,102.92
Environmental Inspection & Control	47,661.00	Recreation-Culture		Transfer to Tax Title Liens or Foreclosed	3,116.82
Other Public Safety		Public Works	254,965.47	Balance Outstanding Dec. 31, 1992	283,013.34
PUBLIC WORKS		Buildings and Grounds	166,957.63	PRIOR YEARS TAXES OUTSTANDING	
Streets and Drainage	327,245.00	Library and Education		Balance January 1, 1992	104,088.68
Sewers and Sewage Processing	446,200.00	Conservation		Collected in 1992	91,661.98
Garbage and Trash Disposal	468,774.55	All Other		Cancelled, Abated or Adjusted 1992	9,675.71
Public Buildings and Grounds	110,254.38	CAPITAL DEBT AUTHORIZED, DECEMBER 31, 1992		Transfers to Tax Title Liens or Foreclosed	2,750.99
Other Public Works	18,500.00	ISSUED AND UNISSUED		Balance December 31, 1992	
HEALTH and WELFARE		Schaal		TAX TITLE LIENS OUTSTANDING	
Health Services Except Environmental	31,875.00	Self-Liquidating		Balance January 1, 1992	2,127.94
Welfare-Public Assistance	2,540.00	Other	3,096,479	Transfer From Taxes	6,269.31
Hospital, Clinics, First Aid		Total	3,096,479	Redeemed in 1992	
Animal, Insect, & Radent Control		ISSUED AND OUTSTANDING		Cancelled, Abated or Adjusted (1992)	
Other Welfare Services		Schaal		Transfers to Foreclosed Property	
RECREATION and CONSERVATION		Self-Liquidating		Balance December 31, 1992	8,397.25
Beaches and Boardwalks		Other		PROPERTY ACQUIRED BY DEED OR	
Parks, Playgrounds, Shade Trees	4,100.00	Total	2,962,000.00	FORECLOSURE	
Land Reclamation & Conservation	120,043.17	EQUALIZED VALUATION BASIS		Balance January 1, 1992	6,635.00
Other Recreational Services	29,226.80	FOR NET DEBT COMPUTATION	498,664,424	Transfers From Taxes or Liens	
EDUCATION (excluding schools)		REAL PROPERTY VALUATIONS		Sale for Cash (1992)	
Libraries	66,700.00	Code		Cancelled, Abated or Adjusted (1992)	
Other Educational Services		Class		Balance December 31, 1992	6,635.00
STATUTORY EXPENDITURES		# of Parcels		CURRENT FINANCES DECEMBER 31, 1992	
Pensions & F. L. C. A.	235,000.00	% VAL'N		ASSETS	
Employee Fringe Benefits	223,500.00	1 Vacant Land	90 1.35	Cash Dec. 31, 1992	846,829.89
Other Statutory Expenditures	1,000.00	2 Residential	1384 57.19	Taxes Receivable	283,013.34
CETA And Other Public Employment Programs		3 Farm		Tax Title Liens	8,397.25
MUNICIPAL FUNCTIONS TOTAL	3,824,390.15	4a Commercial	84 13.30	Foreclosed Property	6,635.00
CAPITAL IMPROVEMENTS *MEMO*	55,000.00	4b Industrial	50 28.16	Emergencies & Other Deferred Charges	136,023.00
DEBT SERVICE		4c Apartments		State and Federal Aid Receivable	14,114.82
Principal Payments	552,726.69	Total	1603	Other Receivables	3,952.50
Interest Payments	160,715.03	Land Area	1.30 Sq. Miles	Total	1,298,965.80
DEFERRED CHARGES	134,195.73	Net Valuation Taxable-Municipal	353,937,656	LIABILITIES, RESERVES, AND SURPLUS	
SCHOOL, COUNTY, SPECIAL DISTRICT TAXES	6,973,662.38	Net Valuation Taxable-County	510,498,485	Cash Liabilities	560,784.53
RESERVE FOR UNCOLLECTED TAXES	253,000.00	State Equalized Valuation	483,674,624	Reserves for Receivables	301,998.09
EXPENDITURES TOTAL	11,898,690.03	State Equalization Ratio	73.15	Surplus Dec. 31, 1992	436,183.18

0241

Population 1980 4,413
 Population 1990 4,858
 S & P Rating
 Moody Rating A

General Tax Rate Per \$100. 2.91
 State Equalized Tax Rate 1.80

NORWOOD BOROUGH - BERGEN COUNTY

Form of Government:

Borough Council

Number of Members on Governing Body - 6

PER CAPITA:

Gross Debt 619.20
 Net Debt 619.20
 Debt Service 89.80
 Total Tax Levy 2,137.46
 Municipal Expenditures 836.06

PER CENT:

Gross Debt .51
 Net Debt .51
 Tax Levy Collected 94.29
 Tax Levy Cancelled, Abated or Adjusted .11

EXPENDITURES		REVENUES-REALIZED			1992 PROPERTY TAX	
GENERAL GOVERNMENT		REVENUES-REALIZED			STATE EQUALIZED TAX RATE	
Governing Body & Public Boards		1992 Property Taxes Collected	9,817,138.10	Local District School Taxes	.67	3,809,656.50
Municipal Clerk		1992 Payments in Lieu of Taxes		Regional & Consolidated School Tax	.41	2,356,827.63
Financial Administration	35,100.00	Delinquent Tax & Lien Collections	305,170.92	School Taxes in Municipal Budget		
Assessment of Taxes	22,100.00	Business Personality Replacement Taxes	61,562.92	County Taxes	.27	1,570,444.79
Collection of Taxes	42,055.00	Taxes from Public Utilities	529,646.00	County Library Taxes		
Planning, Housing & Development	19,500.00	Other Miscellaneous Tax Revenues		Local Municipal Purpose Taxes	.44	2,539,498.35
Human Resources	61,494.00	State Aid Revenues	250,365.61	Veteran & Senior Citizen Taxes		40,550.00
Elections		Federal Aid Revenues		Total Taxes for Rate Computation	1.79	10,316,977.27
General Administration (other)	317,712.29	State and Local Fiscal Assistance Act Utilized		Special District Taxes		
JUDICIARY		Sale of Acquired Property		Bank Corp. Taxes		
Municipal Courts	26,000.00	Other Miscellaneous Revenues	370,990.94	Added and Omitted Taxes		107,344.60
PUBLIC SAFETY		Total	11,334,874.49	Total Taxes Levied - ABSTRACT		10,383,771.67
Fire Protection	114,172.00	Prior Years Surplus Appropriated	520,000.00	Total Taxes Billed		10,412,200.95
Police Protection	991,348.70	REVENUES TOTAL	11,854,874.49	1992 TAXES COLLECTED		9,817,138.10
Civil Defense & Disaster Control		Reserve For Uncollected Taxes	469,323.81	1992 Taxes Cancelled, Abated or Adjusted		11,542.83
Environmental Inspection & Control	66,500.00	CAPITAL OUTLAY TOTAL	402,961.01	Transfer to Tax Title Liens or Foreclosed		50,049.09
Other Public Safety		Public Enterprises		Balance Outstanding Dec. 31, 1992		533,470.93
PUBLIC WORKS		Recreation-Culture		PRIOR YEARS TAXES OUTSTANDING		
Streets and Drainage	351,500.00	Public Works	208,611.78	Balance January 1, 1992		404,155.49
Sewers and Sewage Processing	456,085.38	Buildings and Grounds	188,997.26	Collected in 1992		305,170.92
Garbage and Trash Disposal	67,832.00	Library and Education	5,351.97	Cancelled, Abated or Adjusted 1992		326.69
Public Buildings and Grounds	20,850.00	Conservation		Transfers to Tax Title Liens or Foreclosed		
Other Public Works	17,300.00	All Other		Balance December 31, 1992		98,657.87
HEALTH AND WELFARE		CAPITAL DEBT AUTHORIZED, DECEMBER 31, 1992		TAX TITLE LIENS OUTSTANDING		
Health Services Except Environmental	54,731.00	ISSUED AND UNISSUED		Balance January 1, 1992		96,627.33
Welfare-Public Assistance	3,000.00	School		Transfer From Taxes		50,049.09
Hospital, Clinics, First Aid		Self-Liquidating		Redeemed in 1992		
Animal, Insect, & Rodent Control		Other	3,008,090	Cancelled, Abated or Adjusted (1992)		
Other Welfare Services		Total	3,008,090	Transfers to Foreclosed Property		
RECREATION AND CONSERVATION		ISSUED AND OUTSTANDING		Balance December 31, 1992		146,676.42
Beaches and Boardwalks		School		PROPERTY ACQUIRED BY DEED OR FORECLOSURE		
Parks, Playgrounds, Shade Trees		Self-Liquidating		Balance January 1, 1992		155,471.66
Land Reclamation & Conservation	52,047.32	Other	2,049,800.00	Transfers From Taxes or Liens		
Other Recreational Services	27,500.00	Total	2,049,800.00	Sale for Cash (1992)		
EDUCATION (excluding schools)		EQUALIZED VALUATION BASIS		Cancelled, Abated or Adjusted (1992)		
Libraries	55,000.00	FOR NET DEBT COMPUTATION	593,382,291	Balance December 31, 1992		155,471.66
Other Educational Services		REAL PROPERTY VALUATIONS		CURRENT FINANCES DECEMBER 31, 1992		
STATUTORY EXPENDITURES		Code Class # of Parcels % VAL'N ASSESSED VALUATION		ASSETS		
Pensions & F. I. C. A.	194,560.00	1 Vacant Land 165 2.01	7,109,000.00	Cash Dec. 31, 1992		728,959.89
Employee Fringe Benefits	155,200.00	2 Residential 1572 76.58	270,464,884.00	Taxes Receivable		632,128.80
Other Statutory Expenditures	4,000.00	3 Farm 2 .05	143,900.00	Tax Title Liens		146,676.42
CETA And Other Public Employment Programs		4a Commercial 51 7.78	27,494,295.00	Foreclosed Property		155,471.66
MUNICIPAL FUNCTIONS TOTAL	3,153,587.69	4b Industrial 42 11.39	40,216,700.00	Emergencies & Other Deferred Charges		68.08
CAPITAL IMPROVEMENTS *MEMO*	26,000.00	4c Apartments 1 2.19	7,750,000.00	State and Federal Aid Receivable		
DEBT SERVICE		Total 1833	353,179,779.00	Other Receivables		12,922.46
Principal Payments	320,000.00	Land Area 2.90 Sq. Miles		Total		1,676,227.31
Interest Payments	115,270.19	Net Valuation Taxable-Municipal	354,118,772	LIABILITIES, RESERVES, AND SURPLUS		
DEFERRED CHARGES	2,407.46	Net Valuation Taxable-County	606,927,229	Cash Liabilities		366,491.32
SCHOOL, COUNTY, SPECIAL DISTRICT TAXES	7,735,928.92	State Equalized Valuation	572,057,035	Reserves for Receivables		947,199.34
RESERVE FOR UNCOLLECTED TAXES	469,323.81	State Equalization Ratio	61.84	Surplus Dec. 31, 1992		362,536.65
EXPENDITURES TOTAL	11,798,518.07			Total		1,676,227.31

0716

Population 1980 28,998
 Population 1990 27,999
 S & P Rating A+
 Moody Rating A1

General Tax Rate Per \$100. 9.37
 State Equalized Tax Rate 2.59

NUTLEY TOWNSHIP - ESSEX COUNTY
 Form of Government:
Commission (1911)
 Number of Members on Governing Body - 5

PER CAPITA: PER CENT:
 Gross Debt 383.66 Gross Debt .57
 Net Debt 303.93 Net Debt .45
 Debt Service 43.67 Tax Levy Collected 97.69
 Total Tax Levy 1,707.99 Tax Levy Cancelled, Abated
 Municipal Expenditures 770.52 or Adjusted .10

EXPENDITURES		REVENUES-REALIZED		1992 PROPERTY TAX	
GENERAL GOVERNMENT		REVENUES		STATE EQUALIZED TAX RATE 2.59	
Governing Body & Public Boards	9,950.00	1992 Property Taxes Collected	45,225,621.30	Local District School Taxes	1.25 22,332,628.00
Municipal Clerk	148,200.00	1992 Payments in Lieu of Taxes		Regional & Consolidated School Tax	
Financial Administration	276,141.00	Delinquent Tax & Lien Collections	806,725.41	School Taxes in Municipal Budget	
Assessment of Taxes	127,451.00	Business Personalty Replacement Taxes	600,198.96	County Taxes	.64 11,427,000.24
Collection of Taxes	144,500.00	Taxes from Public Utilities	1,521,143.00	County Library Taxes	
Planning, Housing & Development	44,185.00	Other Miscellaneous Tax Revenues		Local Municipal Purpose Taxes	.70 12,489,200.55
Human Resources	247,930.73	State Aid Revenues	2,925,061.98	Veteran & Senior Citizen Taxes	294,250.00
Elections		Federal Aid Revenues		Total Taxes for Rate Computation	2.59 46,543,078.79
General Administration (other)	1,210,667.64	State and Local Fiscal Assistance Act Utilized		Special District Taxes	
JUDICIARY		Sale of Acquired Property		Bank Corp. Taxes	
Municipal Courts	184,631.86	Other Miscellaneous Revenues		Added and Omitted Taxes	35,918.42
PUBLIC SAFETY		Total	53,070,973.36	Total Taxes Levied - ABSTRACT	46,284,747.21
Fire Protection	1,469,108.02	Prior Years Surplus Appropriated	2,355,000.00	Total Taxes Billed	46,297,332.50
Police Protection	3,586,511.65	REVENUES TOTAL	55,425,973.36	1992 TAXES COLLECTED	45,225,621.30
Civil Defense & Disaster Control	23,522.48	Reserve For Uncollected Taxes	2,074,312.29	1992 Taxes Cancelled, Abated or Adjusted	45,078.97
Environmental Inspection & Control	196,467.00	CAPITAL OUTLAY TOTAL	444,539.21	Transfer to Tax Title Liens or Foreclosed	8,358.04
Other Public Safety	8,779.43	Public Enterprises		Balance Outstanding Dec. 31, 1992	1,018,274.19
PUBLIC WORKS		Recreation-Culture		PRIOR YEARS TAXES OUTSTANDING	
Streets and Drainage	1,003,322.37	Public Works	121,411.80	Balance January 1, 1992	794,968.33
Sewers and Sewage Processing	1,588,630.00	Buildings and Grounds	255,696.30	Collected in 1992	782,312.85
Garbage and Trash Disposal	1,996,185.00	Library and Education	67,431.11	Cancelled, Abated or Adjusted 1992	3,500.00
Public Buildings and Grounds	313,752.00	Conservation		Transfers to Tax Title Liens or Foreclosed	
Other Public Works	57,077.00	All Other		Balance December 31, 1992	9,155.43
HEALTH and WELFARE		CAPITAL DEBT AUTHORIZED, DECEMBER 31, 1992		TAX TITLE LIENS OUTSTANDING	
Health Services Except Environmental	359,607.00	ISSUED AND UNISSUED		Balance January 1, 1992	51,009.75
Welfare-Public Assistance	38,900.00	School	2,148,000	Transfer From Taxes	8,358.04
Hospital, Clinics, First Aid		Self-Liquidating	190,200	Redeemed in 1992	24,412.56
Animal, Insect, & Rodent Control	25,500.00	Other	8,058,475	Cancelled, Abated or Adjusted (1992)	
Other Welfare Services	1,000.00	Total	10,396,675	Transfers to Foreclosed Property	
RECREATION and CONSERVATION		ISSUED AND OUTSTANDING		Balance December 31, 1992	34,955.23
Beaches and Boardwalks		School	2,148,000.00	PROPERTY ACQUIRED BY DEED OR FORECLOSURE	
Parks, Playgrounds, Shade Trees	850,663.00	Self-Liquidating		Balance January 1, 1992	21,520.00
Land Reclamation & Conservation		Other	6,525,156.36	Transfers From Taxes or Liens	
Other Recreational Services	160,400.00	Total	8,673,156.36	Sale for Cash (1992)	
EDUCATION (excluding schools)		EQUALIZED VALUATION BASIS		Cancelled, Abated or Adjusted (1992)	
Libraries	821,000.00	FOR NET DEBT COMPUTATION	1,818,500,903	Balance December 31, 1992	21,520.00
Other Educational Services		REAL PROPERTY VALUATIONS		CURRENT FINANCES DECEMBER 31, 1992	
STATUTORY EXPENDITURES		Code Class # of Parcels % VAL'N		ASSETS	
Pensions & F. I. C. A.	1,162,044.42	1 Vacant Land 174 .35	1,724,900.00	Cash Dec. 31, 1992	8,346,120.11
Employee Fringe Benefits	1,481,725.00	2 Residential 7650 72.27	355,058,500.00	Taxes Receivable	1,027,429.67
Other Statutory Expenditures	70,000.00	3 Farm		Tax Title Liens	34,955.23
CETA And Other Public Employment Programs		4a Commercial 461 8.97	44,070,100.00	Foreclosed Property	21,520.00
MUNICIPAL FUNCTIONS TOTAL	17,612,906.60	4b Industrial 52 14.79	72,672,800.00	Emergencies & Other Deferred Charges	
CAPITAL IMPROVEMENTS *MEMO*	200,000.00	4c Apartments 68 3.62	17,798,300.00	State and Federal Aid Receivable	33,599.11
DEBT SERVICE		Total 8425	471,324,600.00	Other Receivables	481,378.13
Principal Payments	545,500.00	Land Area 3.40 Sq. Miles		Total	9,945,002.25
Interest Payments	537,937.00	Net Valuation Taxable-Municipal	493,718,400	LIABILITIES, RESERVES, AND SURPLUS	
DEFERRED CHARGES	9,653.10	Net Valuation Taxable-County	1,902,076,429	Cash Liabilities	3,142,493.63
SCHOOL, COUNTY, SPECIAL DISTRICT TAXES	33,759,628.24	State Equalized Valuation	1,791,910,642	Reserves for Receivables	1,565,283.03
RESERVE FOR UNCOLLECTED TAXES	2,074,312.29	State Equalization Ratio	27.61	Surplus Dec. 31, 1992	5,237,225.59
EXPENDITURES TOTAL	54,639,937.23			Total	9,945,002.25

0242
 Population 1980 13,443
 Population 1990 11,997
 S & P Rating A
 Moody Rating A1

General Tax Rate Per \$100. 2.30
 State Equalized Tax Rate 2.23

OAKLAND BOROUGH - BERGEN COUNTY

Form of Government:
 Borough Council

Number of Members on Governing Body - 6

PER CAPITA: Gross Debt 807.36 PER CENT: Gross Debt .89
 Net Debt 716.53 Net Debt .79
 Debt Service 65.47 Tax Levy Collected 96.90
 Total Tax Levy 2,034.47 Tax Levy Cancelled, Abated
 Municipal Expenditures 814.02 or Adjusted .77

EXPENDITURES	REVENUES-REALIZED	1992 PROPERTY TAX
GENERAL GOVERNMENT		STATE EQUALIZED TAX RATE
Governing Body & Public Boards		Local District School Taxes 1.02 10,953,755.00
Municipal Clerk		Regional & Consolidated School Tax .39 4,216,296.05
Financial Administration 90,750.00	1992 Property Taxes Collected 23,625,711.00	School Taxes in Municipal Budget
Assessment of Taxes 58,890.00	1992 Payments in Lieu of Taxes 38,695.00	County Taxes .27 2,869,765.16
Collection of Taxes 75,800.00	Delinquent Tax & Lien Collections 658,022.00	County Library Taxes
Planning, Housing & Development 54,950.00	Business Personalty Replacement Taxes 139,196.00	Local Municipal Purpose Taxes .59 6,342,500.00
Human Resources 93,545.00	Taxes from Public Utilities 779,034.00	Veteran & Senior Citizen Taxes 75,000.00
Elections 4,850.00	Other Miscellaneous Tax Revenues	Total Taxes for Rate Computation 2.27 24,457,316.21
General Administration (other) 608,361.00	State Aid Revenues 587,644.00	Special District Taxes
JUDICIARY	Federal Aid Revenues	Bank Corp. Taxes
Municipal Courts 158,000.00	State and Local Fiscal Assistance Act Utilized	Added and Omitted Taxes 25,172.00
PUBLIC SAFETY	Sale of Acquired Property	Total Taxes Levied - ABSTRACT 24,407,488.21
Fire Protection 86,663.00	Other Miscellaneous Revenues 1,125,283.00	Total Taxes Billed 24,380,316.61
Police Protection 2,055,000.00	Total 26,953,585.00	1992 TAXES COLLECTED 23,625,711.00
Civil Defense & Disaster Control 6,813.00	Prior Years Surplus Appropriated 650,000.00	1992 Taxes Cancelled, Abated or Adjusted 186,655.00
Environmental Inspection & Control 117,520.00	REVENUES TOTAL 27,603,585.00	Transfer to Tax Title Liens or Foreclosed 13,103.00
Other Public Safety	Reserve For Uncollected Taxes 1,215,600.00	Balance Outstanding Dec. 31, 1992 664,451.00
PUBLIC WORKS	CAPITAL OUTLAY TOTAL 1,328,405.00	PRIOR YEARS TAXES OUTSTANDING
Streets and Drainage 634,150.00	Public Enterprises 224,918.00	Balance January 1, 1992 610,807.00
Sewers and Sewage Processing 1,371,433.00	Recreation-Culture 23,607.00	Collected in 1992 591,034.00
Garbage and Trash Disposal 178,500.00	Public Works 91,922.00	Cancelled, Abated or Adjusted 1992 5,578.00
Public Buildings and Grounds 36,500.00	Buildings and Grounds 987,958.00	Transfers to Tax Title Liens or Foreclosed
Other Public Works	Library and Education	Balance December 31, 1992 14,195.00
HEALTH and WELFARE	Conservation	TAX TITLE LIENS OUTSTANDING
Health Services Except Environmental 127,580.00	All Other	Balance January 1, 1992 328,209.00
Welfare-Public Assistance 11,500.00	CAPITAL DEBT AUTHORIZED, DECEMBER 31, 1992	Transfer From Taxes 13,103.00
Hospital, Clinics, First Aid	ISSUED AND UNISSUED GROSS DEBT NET DEBT	Redeemed in 1992 66,988.00
Animal, Insect, & Rodent Control	School	Cancelled, Abated or Adjusted (1992)
Other Welfare Services	Self-Liquidating 2,592,000 2,592,000	Transfers to Foreclosed Property
RECREATION and CONSERVATION	Other 7,093,869 6,004,869	Balance December 31, 1992 274,324.00
Beaches and Boardwalks 8,850.00	Total 9,685,869 8,596,869	PROPERTY ACQUIRED BY DEED OR FORECLOSURE
Parks, Playgrounds, Shade Trees 67,453.00	ISSUED AND OUTSTANDING	Balance January 1, 1992 564,050.00
Land Reclamation & Conservation 162,320.00	School	Transfers From Taxes or Liens
Other Recreational Services	Self-Liquidating 1,690,000.00	Sale for Cash (1992)
EDUCATION (excluding schools)	Other 6,558,994.00	Cancelled, Abated or Adjusted (1992)
Libraries 376,393.00	Total 8,248,994.00	Balance December 31, 1992 564,050.00
Other Educational Services 6,225.00	EQUALIZED VALUATION BASIS FOR NET DEBT COMPUTATION 1,086,643,629	CURRENT FINANCES DECEMBER 31, 1992
STATUTORY EXPENDITURES	REAL PROPERTY VALUATIONS	ASSETS
Pensions & F. L. C. A. 535,400.00	Code Class # of Parcels % VAL'N ASSESSED VALUATION	Cash Dec. 31, 1992 3,146,671.00
Employee Fringe Benefits 809,282.00	1 Vacant Land 230 4.40 46,604,500.00	Taxes Receivable 678,646.00
Other Statutory Expenditures	2 Residential 3951 75.38 797,991,230.00	Tax Title Liens 274,324.00
CETA And Other Public Employment Programs 7,734,728.00	3 Farm 14 .28 2,949,000.00	Foreclosed Property 564,050.00
MUNICIPAL FUNCTIONS TOTAL 7,734,728.00	4a Commercial 135 8.81 93,309,800.00	Emergencies & Other Deferred Charges
CAPITAL IMPROVEMENTS *ME 10*	4b Industrial 54 11.12 117,736,125.00	State and Federal Aid Receivable
DEBT SERVICE	4c Apartments	Other Receivables 411,136.00
Principal Payments 455,000.00	Total 4385 1,053,590,655.00	Total 5,074,827.00
Interest Payments 330,432.00	Land Area 9.10 Sq. Miles	LIABILITIES, RESERVES, AND SURPLUS
DEFERRED CHARGES 29,986.00	Net Valuation Taxable-Municipal 1,063,684,706	Cash Liabilities 2,259,191.00
SCHOOL, COUNTY, SPECIAL DISTRICT TAXES 18,039,816.21	Net Valuation Taxable-County 1,105,797,983	Reserves for Receivables 1,928,156.00
RESERVE FOR UNCOLLECTED TAXES 1,215,600.00	State Equalized Valuation 1,072,221,727	Surplus Dec. 31, 1992 887,480.00
EXPENDITURES TOTAL 27,805,612.21	State Equalization Ratio 99.20	Total 5,074,327.00

0426
 Population 1980 4,251
 Population 1990 4,430
 S & P Rating
 Moody Rating A

General Tax Rate Per \$100. 2.58
 State Equalized Tax Rate 2.62

OAKLYN BOROUGH - CAMDEN COUNTY
 Form of Government:
Borough Council
 Number of Members on Governing Body - 6

PER CAPITA:
 Gross Debt 649.93
 Net Debt 305.60
 Debt Service 42.11
 Total Tax Levy 945.73
 Municipal Expenditures 431.16

PER CENT:
 Gross Debt 1.93
 Net Debt .86
 Tax Levy Collected 96.66
 Tax Levy Cancelled, Abated or Adjusted .13

EXPENDITURES	REVENUES-REALIZED	1992 PROPERTY TAX
GENERAL GOVERNMENT		STATE EQUALIZED TAX RATE
Governing Body & Public Boards	1992 Property Taxes Collected 4,053,861.55	Local District School Taxes 1.30 2,073,415.00
Municipal Clerk	1992 Payments in Lieu of Taxes	Regional & Consolidated School Tax
Financial Administration 21,730.00	Delinquent Tax & Lien Collections 108,331.42	School Taxes in Municipal Budget
Assessment of Taxes 15,684.89	Business Personalty Replacement Taxes 26,706.88	County Taxes .80 1,276,751.49
Collection of Taxes 41,897.53	Taxes from Public Utilities 200,883.00	County Library Taxes .03 41,619.92
Planning, Housing & Development 6,709.50	Other Miscellaneous Tax Revenues	Local Municipal Purpose Taxes .49 788,600.00
Human Resources 52,623.75	State Aid Revenues 264,185.90	Veteran & Senior Citizen Taxes 71,550.00
Elections	Federal Aid Revenues	Total Taxes for Rate Computation 2.62 4,251,936.41
General Administration (other) 102,785.13	State and Local Fiscal Assistance Act Utilized	Special District Taxes
JUDICIARY	Sale of Acquired Property	Bank Corp. Taxes
Municipal Courts 67,462.13	Other Miscellaneous Revenues 345,135.62	Added and Omitted Taxes 9,217.50
PUBLIC SAFETY	Total 4,999,104.37	Total Taxes Levied - ABSTRACT 4,189,603.91
Fire Protection 47,773.50	Prior Years Surplus Appropriated 305,000.00	Total Taxes Billed 4,193,819.55
Police Protection 376,816.03	REVENUES TOTAL 5,304,104.37	1992 TAXES COLLECTED 4,053,861.55
Civil Defense & Disaster Control 3,072.52	Reserve For Uncollected Taxes 160,800.00	1992 Taxes Cancelled, Abated or Adjusted 5,492.82
Environmental Inspection & Control 10,640.00	CAPITAL OUTLAY TOTAL 582,073.27	Transfer to Tax Title Liens or Foreclosed 2,657.40
Other Public Safety	Public Enterprises	Balance Outstanding Dec. 31, 1992 131,807.78
PUBLIC WORKS	Recreation-Culture 1,254.58	PRIOR YEARS TAXES OUTSTANDING
Streets and Drainage 138,371.36	Public Works 170,345.73	Balance January 1, 1992 112,100.04
Sewers and Sewage Processing 34,440.36	Buildings and Grounds 410,472.96	Collected in 1992 108,287.86
Garbage and Trash Disposal 263,630.10	Library and Education	Cancelled, Abated or Adjusted 1992
Public Buildings and Grounds 58,167.31	Conservation	Transfers to Tax Title Liens or Foreclosed 2,587.36
Other Public Works	All Other	Balance December 31, 1992 1,224.82
HEALTH and WELFARE		TAX TITLE LIENS OUTSTANDING
Health Services Except Environmental 1,100.00		Balance January 1, 1992 4,363.61
Welfare-Public Assistance 3,673.15		Transfer From Taxes 5,990.46
Hospital, Clinics, First Aid		Redeemed in 1992 43.56
Animal, Insect, & Rodent Control		Cancelled, Abated or Adjusted (1992)
Other Welfare Services		Transfers to Foreclosed Property
RECREATION and CONSERVATION		Balance December 31, 1992 10,310.51
Beaches and Boardwalks		PROPERTY ACQUIRED BY DEED OR FORECLOSURE
Parks, Playgrounds, Shade Trees 6,341.46		Balance January 1, 1992 227.00
Land Reclamation & Conservation 4,604.00		Transfers From Taxes or Liens
Other Recreational Services 15,117.42		Sale for Cash (1992)
EDUCATION (excluding schools)		Cancelled, Abated or Adjusted (1992)
Libraries 29,009.52		Balance December 31, 1992 227.00
Other Educational Services		CURRENT FINANCES DECEMBER 31, 1992
STATUTORY EXPENDITURES		ASSETS
Pensions & F. L. C. A. 55,965.33		Cash Dec. 31, 1992 1,222,385.09
Employee Fringe Benefits 188,914.88		Taxes Receivable 133,032.60
Other Statutory Expenditures		Tax Title Liens 10,310.51
CETA And Other Public Employment Programs		Foreclosed Property 227.00
MUNICIPAL FUNCTIONS TOTAL 1,545,527.87		Emergencies & Other Deferred Charges 19,000.00
CAPITAL IMPROVEMENTS *MEMO* 122,000.00		State and Federal Aid Receivable
DEBT SERVICE		Other Receivables 787,885.14
Principal Payments 80,000.00		Total 2,172,840.34
Interest Payments 106,550.43		LIABILITIES, RESERVES, AND SURPLUS
DEFERRED CHARGES 17,164.36		Cash Liabilities 590,159.91
SCHOOL, COUNTY, SPECIAL DISTRICT TAXES 3,391,786.41		Reserves for Receivables 931,455.25
RESERVE FOR UNCOLLECTED TAXES 160,800.00		Surplus Dec. 31, 1992 651,225.18
EXPENDITURES TOTAL 5,301,829.07		Total 2,172,840.34
	EQUALIZED VALUATION BASIS FOR NET DEBT COMPUTATION 157,703,633	
	REAL PROPERTY VALUATIONS	
	Code Class # of Parcels % VAL'N ASSESSED VALUATION	
	1 Vacant Land 29 .80 1,301,600.00	
	2 Residential 1325 81.49 131,948,100.00	
	3 Farm 18,789,400.00	
	4a Commercial 83 11.61 809,500.00	
	4b Industrial 3 .50 9,057,000.00	
	4c Apartments 17 5.60 151,805,600.00	
	Total 1457 162,193,873	
	Land Area .63 Sq. Miles	
	Net Valuation Taxable-Municipal 158,892,540	
	Net Valuation Taxable-County 159,818,370	
	State Equalized Valuation 101.49	
	State Equalization Ratio	

1337

Population 1980 23,570
 Population 1990 25,058
 S & P Rating
 Moody Rating A

General Tax Rate Per \$100. 2.27
 State Equalized Tax Rate 2.17

OCEAN TOWNSHIP - MONMOUTH COUNTY

Form of Government:

Council-Manager Plan A (OMCL 50)

Number of Members on Governing Body - 5

PER CAPITA:

Gross Debt 622.31
 Net Debt 467.07
 Debt Service 55.07
 Total Tax Levy 1,548.71
 Municipal Expenditures 598.03

PER CENT:

Gross Debt .97
 Net Debt .63
 Tax Levy Collected 95.76
 Tax Levy Cancelled, Abated or Adjusted .68

EXPENDITURES		REVENUES-REALIZED		1992 PROPERTY TAX	
GENERAL GOVERNMENT		REVENUES-REALIZED		STATE EQUALIZED TAX RATE	
Governing Body & Public Boards	31,100.00	1992 Property Taxes Collected	37,187,615.44	Local District School Taxes	
Municipal Clerk	109,078.00	1992 Payments in Lieu of Taxes	30,547.74	Regional & Consolidated School Tax	1.21
Financial Administration	171,736.00	Delinquent Tax & Lien Collections	1,125,466.30	School Taxes in Municipal Budget	
Assessment of Taxes	145,408.00	Business Personalty Replacement Taxes	152,845.64	County Taxes	.46 *
Collection of Taxes	112,667.00	Taxes from Public Utilities	1,729,679.59	Specialty Library Taxes	.02
Planning, Housing & Development	132,870.00	Other Miscellaneous Tax Revenues		Local Municipal Purpose Taxes	.48
Human Resources	172,670.00	State Aid Revenues	1,288,652.66	Veteran & Senior Citizen Taxes	
Elections	7,600.00	Federal Aid Revenues		Total Taxes for Rate Computation	2.17
General Administration (other)	2,093,685.00	State and Local Fiscal Assistance Act Utilized		Special District Taxes	
JUDICIARY		Sale of Acquired Property		Bank Corp. Taxes	
Municipal Courts	158,283.00	Other Miscellaneous Revenues	2,050,496.01	Added and Omitted Taxes	156,904.81
PUBLIC SAFETY		Total	43,565,299.38	Total Taxes Levied - ABSTRACT	38,807,691.95
Fire Protection		Prior Years Surplus Appropriated	1,300,000.00	Total Taxes Billed	38,833,093.79
Police Protection	3,280,218.76	REVENUES TOTAL	44,865,299.38	1992 TAXES COLLECTED	37,187,615.44
Civil Defense & Disaster Control	150.00	Reserve For Uncollected Taxes	1,328,751.11	1992 Taxes Cancelled, Abated or Adjusted	243,213.08
Environmental Inspection & Control	138,584.00	CAPITAL OUTLAY TOTAL	1,750,135.93	Transfer to Tax Title Liens or Foreclosed	69,444.66
Other Public Safety		Public Enterprises		Balance Outstanding Dec. 31, 1992	1,312,820.61
PUBLIC WORKS		Recreation-Culture		PRIOR YEARS TAXES OUTSTANDING	
Streets and Drainage	1,111,687.00	Public Works	682,397.48	Balance January 1, 1992	1,063,430.73
Sewers and Sewage Processing	116,600.00	Buildings and Grounds	1,067,738.45	Collected in 1992	1,048,407.03
Garbage and Trash Disposal	1,790,704.00	Library and Education		Cancelled, Abated or Adjusted 1992	
Public Buildings and Grounds	698,196.00	Conservation		Transfers to Tax Title Liens or Foreclosed	3,033.66
Other Public Works	342,946.00	All Other		Balance December 31, 1992	11,990.06
HEALTH and WELFARE		CAPITAL DEBT AUTHORIZED, DECEMBER 31, 1992		TAX TITLE LIENS OUTSTANDING	
Health Services Except Environmental	158,147.00	ISSUED AND UNISSUED		Balance January 1, 1992	102,214.57
Welfare-Public Assistance	139,579.00	School	3,776,173	Transfer From Taxes	72,478.32
Hospital, Clinics, First Aid		Self-Liquidating		Redeemed in 1992	77,057.27
Animal, Insect, & Rodent Control	27,000.00	Other	11,317,710	Cancelled, Abated or Adjusted (1992)	
Other Welfare Services		Total	15,593,884	Transfers to Foreclosed Property	
RECREATION and CONSERVATION		ISSUED AND OUTSTANDING		Balance December 31, 1992	97,635.62
Beaches and Boardwalks		School	3,776,173.56	PROPERTY ACQUIRED BY DEED OR FORECLOSURE	
Parks, Playgrounds, Shade Trees	1,000.00	Self-Liquidating		Balance January 1, 1992	539,484.31
Land Reclamation & Conservation	14,560.00	Other	13,555,000.00	Transfers From Taxes or Liens	
Other Recreational Services	302,569.00	Total	14,331,173.56	Sale for Cash (1992)	
EDUCATION (excluding schools)		EQUALIZED VALUATION BASIS FOR NET DEBT COMPUTATION	1,782,288.015	Cancelled, Abated or Adjusted (1992)	
Libraries	37,600.00	REAL PROPERTY VALUATIONS		Balance December 31, 1992	539,484.31
Other Educational Services		Code Class # of Parcels % VAL'N	ASSESSED VALUATION	CURRENT FINANCES DECEMBER 31, 1992	
STATUTORY EXPENDITURES		1 Vacant Land 816 4.14	67,749,000.00	ASSETS	
Pensions & F. L. C. A.	822,134.00	2 Residential 6822 73.42	1,201,589,900.00	Cash Dec. 31, 1992	4,430,688.73
Employee Fringe Benefits		3 Farm 9 .13	2,105,900.00	Taxes Receivable	1,324,810.65
Other Statutory Expenditures		4a Commercial 356 16.99	278,037,600.00	Tax Title Liens	97,635.62
CETA And Other Public Employment Programs		4b Industrial 8 .35	5,659,400.00	Foreclosed Property	539,484.31
MUNICIPAL FUNCTIONS TOTAL	12,166,771.76	4c Apartments 14 4.98	81,541,100.00	Emergencies & Other Deferred Charges	156,000.00
CAPITAL IMPROVEMENTS *MEMO*	167,311.45	Total 8025	1,636,682,900.00	State and Federal Aid Receivable	7,338.66
DEBT SERVICE		Land Area 11.20 Sq. Miles		Other Receivables	52,854.40
Principal Payments	893,000.00	Net Valuation Taxable-Municipal	1,641,947,230	Total	6,608,812.42
Interest Payments	486,839.06	Net Valuation Taxable-County	1,831,657,850	LIABILITIES, RESERVES, AND SURPLUS	
DEFERRED CHARGES	113,151.63	State Equalized Valuation	1,714,772,268	Cash Liabilities	2,675,829.76
SCHOOL, COUNTY, SPECIAL DISTRICT TAXES	30,456,258.40	State Equalization Ratio	95.74	Reserves for Receivables	2,014,784.98
RESERVE FOR UNCOLLECTED TAXES	1,328,751.11			Surplus Dec. 31, 1992	1,913,197.63
EXPENDITURES TOTAL	45,441,770.96			Total	6,608,812.42

*Includes County Health Service Taxes, County Vocational School Taxes, or County Open Space Tax. See Table 13.

1520
 Population 1980 3,731
 Population 1990 5,416
 S & P Rating
 Moody Rating

General Tax Rate Per \$100. 1.64
 State Equalized Tax Rate 1.80

OCEAN TOWNSHIP - OCEAN COUNTY
 Form of Government:
 Township Committee
 Number of Members on Governing Body - 3

PER CAPITA:
 Gross Debt 1,216.64 Gross Debt 1.63
 Net Debt 175.47 Net Debt .24
 Debt Service 13.43 Tax Levy Collected 89.86
 Total Tax Levy 1,291.01 Tax Levy Cancelled, Abated
 Municipal Expenditures 765.79 or Adjusted 1.77

EXPENDITURES		REVENUES-REALIZED		1992 PROPERTY TAX	
GENERAL GOVERNMENT		REVENUES		STATE EQUALIZED TAX RATE	
Governing Body & Public Boards		1992 Property Taxes Collected	6,283,909.94	Local District School Taxes	1.05 4,078,847.00
Municipal Clerk		1992 Payments in Lieu of Taxes		Regional & Consolidated School Tax	
Financial Administration	66,000.00	Delinquent Tax & Lien Collections	636,651.22	School Taxes in Municipal Budget	
Assessment of Taxes	47,500.00	Business Personalty Replacement Taxes	12,629.92	County Taxes	.42 * 1,623,207.06
Collection of Taxes	54,700.00	Taxes from Public Utilities	508,572.00	County Library Taxes	.03 130,373.42
Planning, Housing & Development	21,200.00	Other Miscellaneous Tax Revenues		Local Municipal Purpose Taxes	.29 1,138,000.00
Human Resources	54,211.58	State Aid Revenues	552,088.82	Veteran & Senior Citizen Taxes	94,900.00
Elections	1,200.00	Federal Aid Revenues		Total Taxes for Rate Computation	1.79 7,065,327.48
General Administration (other)	187,475.00	State and Local Fiscal Assistance Act Utilized		Special District Taxes	
JUDICIARY		Sale of Acquired Property		Bank Corp. Taxes	
Municipal Courts	84,873.50	Other Miscellaneous Revenues	487,196.27	Added and Omitted Taxes	21,698.86
PUBLIC SAFETY		Total	9,481,047.07	Total Taxes Levied - ABSTRACT	6,992,126.34
Fire Protection	25,064.00	Prior Years Surplus Appropriated	1,175,000.00	Total Taxes Billed	6,993,034.86
Police Protection	982,357.32	REVENUES TOTAL	9,656,047.07	1992 TAXES COLLECTED	6,283,909.84
Civil Defense & Disaster Control	9,323.00	Reserve For Uncollected Taxes	1,022,070.79	1992 Taxes Cancelled, Abated or Adjusted	123,968.05
Environmental Inspection & Control	33,805.00	CAPITAL OUTLAY TOTAL	134,132.14	Transfer to Tax Title Liens or Foreclosed	159,591.49
Other Public Safety		Public Enterprises		Balance Outstanding Dec. 31, 1992	425,665.48
PUBLIC WORKS		Recreation-Culture		PRIOR YEARS TAXES OUTSTANDING	
Streets and Drainage	240,679.00	Public Works	130,182.41	Balance January 1, 1992	478,707.32
Sewers and Sewage Processing	100,813.00	Buildings and Grounds	3,949.73	Collected in 1992	424,764.56
Garbage and Trash Disposal	468,000.00	Library and Education		Cancelled, Abated or Adjusted 1992	27,194.82
Public Buildings and Grounds	43,900.00	Conservation		Transfers to Tax Title Liens or Foreclosed	24,922.66
Other Public Works	24,000.00	All Other		Balance December 31, 1992	1,825.29
HEALTH and WELFARE		CAPITAL DEBT AUTHORIZED, DECEMBER 31, 1992		TAX TITLE LIENS OUTSTANDING	
Health Services Except Environmental	5,050.00	ISSUED AND UNISSUED		Balance January 1, 1992	581,126.51
Welfare-Public Assistance	19,500.00	School	5,639,000	Transfer From Taxes	195,737.74
Hospital, Clinics, First Aid		Self-Liquidating		Redeemed in 1992	211,886.66
Animal, Insect, & Rodent Control	9,718.00	Other	950,319	Cancelled, Abated or Adjusted (1992)	
Other Welfare Services		Total	6,589,319	Transfers to Foreclosed Property	
RECREATION and CONSERVATION		ISSUED AND OUTSTANDING		Balance December 31, 1992	564,977.59
Beaches and Boardwalks	10,950.00	School	5,639,000.00	PROPERTY ACQUIRED BY DEED OR FORECLOSURE	
Parks, Playgrounds, Shade Trees	1,000.00	Self-Liquidating		Balance January 1, 1992	839,600.00
Land Reclamation & Conservation	45,541.81	Other	288,355.00	Transfers From Taxes or Liens	
Other Recreational Services	12,400.00	Total	5,927,355.00	Sale for Cash (1992)	
EDUCATION (excluding schools)		EQUALIZED VALUATION BASIS FOR NET DEBT COMPUTATION	403,277,069	Cancelled, Abated or Adjusted (1992)	
Libraries	6,000.00	REAL PROPERTY VALUATIONS		Balance December 31, 1992	839,600.00
Other Educational Services		Code Class # of Parcels % VAL'N	ASSESSED VALUATION	CURRENT FINANCES DECEMBER 31, 1992	
STATUTORY EXPENDITURES		1 Vacant Land 1270 10.93	4,626,941.00	ASSETS	
Pensions & F. I. C. A.	170,347.20	2 Residential 2836 82.05	3,471,691.71.00	Cash Dec. 31, 1992	1,916,839.75
Employee Fringe Benefits	300,400.00	3 Farm 2	11,938.00	Taxes Receivable	427,490.76
Other Statutory Expenditures	5,495.00	4a Commercial 75 6.32	23,860,450.00	Tax Title Liens	564,977.59
CETA And Other Public Employment Programs		4b Industrial 2 .20	834,300.00	Foreclosed Property	839,600.00
MUNICIPAL FUNCTIONS TOTAL	3,031,508.41	4c Apartments		Emergencies & Other Deferred Charges	36,800.00
CAPITAL IMPROVEMENTS *MEMO*	30,000.00	Total	4185	State and Federal Aid Receivable	
DEBT SERVICE		Land Area 20.62 Sq. Miles	423,138,800.00	Other Receivables	130,435.52
Principal Payments	47,191.00	Net Valuation Taxable-Municipal	425,081,463	Total	3,916,143.62
Interest Payments	25,568.90	Net Valuation Taxable-County	407,508,799	LIABILITIES, RESERVES, AND SURPLUS	
DEFERRED CHARGES	21,204.80	State Equalized Valuation	338,159,165	Cash Liabilities	759,788.41
SCHOOL, COUNTY, SPECIAL DISTRICT TAXES	5,832,427.48	State Equalization Ratio	109.56	Reserves for Receivables	1,962,503.37
RESERVE FOR UNCOLLECTED TAXES	1,022,070.79			Surplus Dec. 31, 1992	1,193,851.34
EXPENDITURES TOTAL	9,979,971.38			Total	3,916,143.62

*Includes County Health Service Taxes, County Vocational School Taxes, or County Open Space Tax. See Table 13.

0538

Population 1980 13,949
 Population 1990 15,512
 S & P Rating A
 Moody Rating AAA

General Tax Rate Per \$100. 1.42
 State Equalized Tax Rate 1.50

OCEAN CITY CITY - CAPE MAY COUNTY
 Form of Government:
 Mayor-Council Plan D (OMCL 50)
 Number of Members on Governing Body - 7

PER CAPITA: Gross Debt 2,629.79
 Net Debt 2,446.11
 Debt Service 305.27
 Total Tax Levy 3,063.64
 Municipal Expenditures 2,061.04
 PER CENT: Gross Debt 1.29
 Net Debt 1.20
 Tax Levy Collected 95.61
 Tax Levy Cancelled, Abated or Adjusted 1.09

EXPENDITURES		REVENUES-REALIZED		1992 PROPERTY TAX	
GENERAL GOVERNMENT				STATE EQUALIZED TAX RATE	
Governing Body & Public Boards	76,800.00	1992 Property Taxes Collected	65,719,538.13	Local District School Taxes	45 14,391,634.00
Municipal Clerk	139,145.00	1992 Payments in Lieu of Taxes		Regional & Consolidated School Tax	
Financial Administration	379,465.00	Delinquent Tax & Lien Collections	1,287,008.74	School Taxes in Municipal Budget	103,800.00
Assessment of Taxes	141,250.00	Business Personality Replacement Taxes	223,828.16	County Taxes	40 * 12,727,504.02
Collection of Taxes	187,993.00	Taxes from Public Utilities	2,180,666.00	County Library Taxes	
Planning, Housing & Development	118,404.00	Other Miscellaneous Tax Revenues	749,016.95	Local Municipal Purpose Taxes	63 20,186,983.95
Human Resources	185,915.00	State Aid Revenues		Veteran & Senior Citizen Taxes	122,900.00
Elections		Federal Aid Revenues		Total Taxes for Rate Computation	1.48 47,532,821.97
General Administration (other)	6,311,593.00	State and Local Fiscal Assistance Act Utilized		Special District Taxes	
JUDICIARY		Sale of Acquired Property		Bank Corp. Taxes	
Municipal Courts	282,831.00	Other Miscellaneous Revenues	6,024,877.44	Added and Omitted Taxes	113,324.84
PUBLIC SAFETY		Total	56,184,933.42	Total Taxes Levied - ABSTRACT	47,523,246.81
Fire Protection	2,609,805.00	Prior Years Surplus Appropriated	1,835,000.00	Total Taxes Billed	47,820,053.67
Police Protection	4,279,625.95	Reserve For Uncollected Taxes	2,050,000.00	1992 TAXES COLLECTED	45,719,538.13
Civil Defense & Disaster Control		TOTAL	58,019,933.42	1992 Taxes Cancelled, Abated or Adjusted	522,825.47
Environmental Inspection & Control	314,772.77	CAPITAL OUTLAY	6,145,238.54	Transfer to Tax Title Liens or Foreclosed	20,935.06
Other Public Safety		TOTAL	6,145,238.54	Balance Outstanding Dec. 31, 1992	1,556,755.01
PUBLIC WORKS		Public Enterprises		PRIOR YEARS TAXES OUTSTANDING	
Streets and Drainage	1,545,106.00	Recreation-Culture	1,591,917.78	Balance January 1, 1992	1,538,101.70
Sewers and Sewage Processing		Public Works		Collected in 1992	1,181,096.06
Garbage and Trash Disposal		Buildings and Grounds	6,553,320.76	Cancelled, Abated or Adjusted 1992	164,969.19
Public Buildings and Grounds	3,877,515.00	Library and Education		Transfers to Tax Title Liens or Foreclosed	3.80
Other Public Works	584,272.00	Conservation		Balance December 31, 1992	192,032.66
HEALTH and WELFARE		All Other		TAX TITLE LIENS OUTSTANDING	
Health Services Except Environmental		CAPITAL DEBT AUTHORIZED, DECEMBER 31, 1992		Balance January 1, 1992	163,363.08
Welfare-Public Assistance	8,400.00	ISSUED AND UNISSUED		Transfer From Taxes	20,954.19
Hospital, Clinics, First Aid		School	2,822,000	Redeemed in 1992	105,912.69
Animal, Insect, & Rodent Control		Self-Liquidating	37,000	Cancelled, Abated or Adjusted (1992)	34.50
Other Welfare Services		Other	37,934,286	Transfers to Foreclosed Property	20,484.04
RECREATION and CONSERVATION		Total	40,793,286	Balance December 31, 1992	57,886.05
Beaches and Boardwalks	782,665.39	ISSUED AND OUTSTANDING		PROPERTY ACQUIRED BY DEED OR FORECLOSURE	
Parks, Playgrounds, Shade Trees		School	2,822,000.00	Balance January 1, 1992	501,091.96
Land Reclamation & Conservation	6,485.00	Self-Liquidating	37,000.00	Transfers From Taxes or Liens	20,484.04
Other Recreational Services	269,476.00	Other	34,486,749.88	Sale for Cash (1992)	
EDUCATION (excluding schools)		Total	37,345,749.88	Cancelled, Abated or Adjusted (1992)	
Libraries	716,878.00	EQUALIZED VALUATION BASIS		Balance December 31, 1992	521,576.00
Other Educational Services	11,300.00	FOR NET DEBT COMPUTATION	3,155,079,451	CURRENT FINANCES DECEMBER 31, 1992	
STATUTORY EXPENDITURES		REAL PROPERTY VALUATIONS		ASSETS	
Pensions & F.L.C. A.	1,593,685.00	Code Class # of Parcels % VAL'N		Cash Dec. 31, 1992	4,760,086.40
Employee Fringe Benefits		1 Vacant Land 1627 2.68	89,732,200.00	Taxes Receivable	1,748,787.67
Other Statutory Expenditures	43,500.00	2 Residential 13991 83.26	2,957,651,500.00	Tax Title Liens	57,886.05
CETA And Other Public Employment Programs		3 Farm		Foreclosed Property	521,576.00
MUNICIPAL FUNCTIONS TOTAL	24,521,882.11	4a Commercial 497 8.27	277,187,100.00	Emergencies & Other Deferred Charges	
CAPITAL IMPROVEMENTS *MEMO*	419,249.62	4b Industrial 3 .02	514,300.00	State and Federal Aid Receivable	1,650.57
DEBT SERVICE		4c Apartments 50 .77	25,863,000.00	Other Receivables	50,952.62
Principal Payments	2,660,895.54	Total 16168	3,350,948,200.00	Total	7,140,939.31
Interest Payments	2,074,509.76	Land Area 5.83 Sq. Miles		LIABILITIES, RESERVES, AND SURPLUS	
TYPE I SCHL DEBT *MEMO	103,800.00	Net Valuation Taxable-Municipal	3,359,628,791	Cash Liabilities	2,823,182.75
DEFERRED CHARGES	663,552.17	Net Valuation Taxable-County	3,200,692,102	Reserves for Receivables	2,379,202.34
SCHOOL, COUNTY, SPECIAL DISTRICT TAXES	27,222,938.02	State Equalized Valuation	3,189,759,194	Surplus Dec. 31, 1992	1,938,554.22
RESERVE FOR UNCOLLECTED TAXES	2,050,000.00	State Equalization Ratio	105.34	Total	7,140,939.31
EXPENDITURES TOTAL	59,193,777.60				

1987-3000

* ABOVE DEBT SERVICE INCLUDES TYPE I SCHOOL DEBT

*Includes County Health Service Taxes, County Vocational School Taxes, or County Open Space Tax. See Table 13.

Population 1980 **1,385**
 Population 1990 **2,078**
 S & P Rating
 Moody Rating

General Tax Rate Per \$100. **1.62**
 State Equalized Tax Rate **1.98**

OCEAN GATE BOROUGH - OCEAN COUNTY

Form of Government:

Borough Council

Number of Members on Governing Body - 6

PER CAPITA:

Gross Debt **886.38**
 Net Debt **652.44**
 Debt Service **17.66**
 Total Tax Levy **973.47**
 Municipal Expenditures **571.29**

PER CENT:

Gross Debt **1.72**
 Net Debt **1.27**
 Tax Levy Collected **90.75**
 Tax Levy Cancelled, Abated or Adjusted **.40**

EXPENDITURES	REVENUES-REALIZED	1992 PROPERTY TAX
GENERAL GOVERNMENT		STATE EQUALIZED TAX RATE 1.62
Governing Body & Public Boards		Local District School Taxes 634,997.00
Municipal Clerk		Regional & Consolidated School Tax 363,812.11
Financial Administration 17,022.10	1992 Property Taxes Collected 1,836,635.76	School Taxes in Municipal Budget
Assessment of Taxes 8,051.65	1992 Payments in Lieu of Taxes	County Taxes .43 *
Collection of Taxes 18,628.40	Delinquent Tax & Lien Collections 147,893.11	County Library Taxes .03
Planning, Housing & Development 5,539.80	Business Personalty Replacement Taxes 2,976.28	Local Municipal Purpose Taxes .53
Human Resources 6,869.00	Taxes from Public Utilities 96,037.00	Veteran & Senior Citizen Taxes
Elections	Other Miscellaneous Tax Revenues	Total Taxes for Rate Computation 1.97
General Administration (other) 149,417.37	State Aid Revenues 162,673.46	Special District Taxes
JUDICIARY	Federal Aid Revenues	Bank Corp. Taxes
Municipal Courts 19,574.69	State and Local Fiscal Assistance Act Utilized	Added and Omitted Taxes 5,459.29
PUBLIC SAFETY	Sale of Acquired Property	Total Taxes Levied - ABSTRACT 2,022,875.39
Fire Protection 11,136.62	Other Miscellaneous Revenues	Total Taxes Billed 2,023,798.69
Police Protection 209,275.41	Total 2,351,976.02	1992 TAXES COLLECTED 1,836,635.76
Civil Defense & Disaster Control 1,000.00	Prior Years Surplus Appropriated 152,795.56	1992 Taxes Cancelled, Abated or Adjusted 8,002.05
Environmental Inspection & Control 6,123.47	REVENUES TOTAL 2,504,771.58	Transfer to Tax Title Liens or Foreclosed 40,897.13
Other Public Safety	RESERVE For Uncollected Taxes 185,980.66	Balance Outstanding Dec. 31, 1992 138,263.74
PUBLIC WORKS	CAPITAL OUTLAY TOTAL 25,268.51	PRIOR YEARS TAXES OUTSTANDING
Streets and Drainage 120,539.66	Public Enterprises 24,887.26	Balance January 1, 1992 114,710.49
Sewers and Sewage Processing	Recreation-Culture	Collected in 1992 110,266.67
Garbage and Trash Disposal 157,898.75	Public Works	Cancelled, Abated or Adjusted 1992
Public Buildings and Grounds 41,067.28	Buildings and Grounds 381.25	Transfers to Tax Title Liens or Foreclosed 4,322.40
Other Public Works 19,600.00	Library and Education	Balance December 31, 1992 121.42
HEALTH and WELFARE	Conservation	TAX TITLE LIENS OUTSTANDING
Health Services Except Environmental 300.00	All Other	Balance January 1, 1992 86,911.76
Welfare-Public Assistance 100.00		Transfer From Taxes 45,521.04
Hospital, Clinics, First Aid	CAPITAL DEBT AUTHORIZED, DECEMBER 31, 1992	Redeemed in 1992 37,626.44
Animal, Insect, & Radent Control 1,959.62	ISSUED AND UNISSUED GROSS DEBT NET DEBT	Cancelled, Abated or Adjusted (1992)
Other Welfare Services	School 23,123	Transfers to Foreclosed Property
RECREATION and CONSERVATION	Self-Liquidating 1,318,765	Balance December 31, 1992 94,806.36
Beaches and Boardwalks 70,819.52	Other 1,355,777	PROPERTY ACQUIRED BY DEED OR FORECLOSURE
Parks, Playgrounds, Shade Trees	Total 1,841,894	Balance January 1, 1992 9,150.00
Land Reclamation & Conservation	ISSUED AND OUTSTANDING	Transfers From Taxes or Liens
Other Recreational Services 1,117.57	School 23,123.66	Sale for Cash (1992)
EDUCATION (excluding schools)	Self-Liquidating 1,713,316.50	Cancelled, Abated or Adjusted (1992)
Libraries	Other 1,736,445.16	Balance December 31, 1992 9,150.00
Other Educational Services	Total 1,736,445.16	CURRENT FINANCES DECEMBER 31, 1992
STATUTORY EXPENDITURES	EQUALIZED VALUATION BASIS FOR NET DEBT COMPUTATION 107,052,158	ASSETS
Pensions & F. L. C. A. 31,065.60	REAL PROPERTY VALUATIONS	Cash Dec. 31, 1992 321,038.36
Employee Fringe Benefits 55,610.05	Code Class # of Parcels % VAL'N ASSESSED VALUATION	Taxes Receivable 138,385.16
Other Statutory Expenditures 1,500.00	1 Vacant Land 36 2.83 3,517,200.00	Tax Title Liens 94,806.36
CETA And Other Public Employment Programs	2 Residential 1003 94.42 117,437,500.00	Foreclosed Property 9,150.00
MUNICIPAL FUNCTIONS TOTAL 952,266.56	3 Farm	Emergencies & Other Deferred Charges
CAPITAL IMPROVEMENTS *MEMO* 2,000.00	4a Commercial 18 2.75 3,419,600.00	State and Federal Aid Receivable 10,736.75
DEBT SERVICE	4b Industrial	Other Receivables 75,784.40
Principal Payments 36,673.59	4c Apartments	Total 649,901.03
Interest Payments	Total 1107 124,424,300.00	LIABILITIES, RESERVES, AND SURPLUS
DEFERRED CHARGES 12,193.64	Land Area .50 Sq. Miles	Cash Liabilities 144,704.49
SCHOOL COUNTY, SPECIAL DISTRICT TAXES 1,474,275.99	Net Valuation Taxable-Municipal 124,742,832	Reserves for Receivables 318,125.92
RESERVE FOR UNCOLLECTED TAXES 185,980.66	Net Valuation Taxable-County 109,868,100	Surplus Dec. 31, 1992 187,070.63
EXPENDITURES TOTAL 2,661,410.44	State Equalized Valuation 101,939,163	Total 649,901.03
	State Equalization Ratio 122.44	

*Includes County Health Service Taxes, County Vocational School Taxes, or County Open Space Tax. See Table 13.

Population 1980 5,883
 Population 1990 6,146
 S & P Rating
 Moody Rating

General Tax Rate Per \$100. 1.90
 State Equalized Tax Rate 1.93

OCEANPORT BOROUGH - MONMOUTH CO.

Form of Government:

Borough Council

Number of Members on Governing Body - 6

PER CAPITA:

Gross Debt 171.17
 Net Debt 153.76
 Debt Service 33.75
 Total Tax Levy 1,415.56
 Municipal Expenditures 539.23

PER CENT:

Gross Debt .23
 Net Debt .21
 Tax Levy Collected 96.30
 Tax Levy Cancelled, Abated or Adjusted .49

EXPENDITURES		REVENUES-REALIZED		1992 PROPERTY TAX	
GENERAL GOVERNMENT		REVENUES-REALIZED		STATE EQUALIZED TAX RATE	
Governing Body & Public Boards		1992 Property Taxes Collected	8,359,465.23	Local District School Taxes	.79
Municipal Clerk		1992 Payments in Lieu of Taxes	33,682.20	Regional & Consolidated School Tax	.41
Financial Administration	51,560.00	Delinquent Tax & Lien Collections	276,053.11	School Taxes in Municipal Budget	
Assessment of Taxes	29,509.00	Business Personalty Replacement Taxes	80,207.72	County Taxes	.45 *
Collection of Taxes	49,370.40	Taxes from Public Utilities	393,919.00	County Library Taxes	.02
Planning, Housing & Development	19,426.60	Other Miscellaneous Tax Revenues		Local Municipal Purpose Taxes	.28
Human Resources	54,174.00	State Aid Revenues	283,285.16	Veteran & Senior Citizen Taxes	
Elections		Federal Aid Revenues		Total Taxes for Rate Computation	1.95
General Administration (other)	449,902.58	State and Local Fiscal Assistance Act Utilized		Special District Taxes	
JUDICIARY		Sale of Acquired Property		Bank Corp. Taxes	
Municipal Courts	29,087.69	Other Miscellaneous Revenues	297,640.10	Added and Omitted Taxes	
PUBLIC SAFETY		Total	9,724,252.57	Total Taxes Levied - ABSTRACT	
Fire Protection	73,241.90	Prior Years Surplus Appropriated	733,845.50	Total Taxes Billed	8,680,703.83
Police Protection	889,969.47	REVENUES TOTAL	10,458,098.07	1992 TAXES COLLECTED	8,359,465.29
Civil Defense & Disaster Control	100,000.00	Reserve For Uncollected Taxes	394,300.32	1992 Taxes Cancelled, Abated or Adjusted	41,236.01
Environmental Inspection & Control	39,130.00	CAPITAL OUTLAY TOTAL	35,612.62	Transfer to Tax Title Liens or Foreclosed	
Other Public Safety		Public Enterprises		Balance Outstanding Dec. 31, 1992	304,480.12
PUBLIC WORKS		Recreation-Culture		PRIOR YEARS TAXES OUTSTANDING	
Streets and Drainage	227,305.00	Public Works		Balance January 1, 1992	325,618.92
Sewers and Sewage Processing	79,556.00	Buildings and Grounds	35,612.62	Collected in 1992	275,622.70
Garbage and Trash Disposal	357,674.89	Library and Education		Cancelled, Abated or Adjusted 1992	46,889.79
Public Buildings and Grounds	119,000.00	Conservation		Transfers to Tax Title Liens or Foreclosed	
Other Public Works		All Other		Balance December 31, 1992	3,106.43
HEALTH and WELFARE		CAPITAL DEBT AUTHORIZED, DECEMBER 31, 1992		TAX TITLE LIENS OUTSTANDING	
Health Services Except Environmental	2,015.00	ISSUED AND UNISSUED		Balance January 1, 1992	17,863.44
Welfare-Public Assistance	3,100.00	School	107,000	Transfer From Taxes	
Hospital, Clinics, First Aid		Self-Liquidating		Redeemed in 1992	430.41
Animal, Insect, & Rodent Control		Other	945,002	Cancelled, Abated or Adjusted (1992)	
Other Welfare Services		Total	1,052,002	Transfers to Foreclosed Property	
RECREATION and CONSERVATION		ISSUED AND OUTSTANDING		Balance December 31, 1992	17,433.03
Beaches and Boardwalks		School	107,000.00	PROPERTY ACQUIRED BY DEED OR FORECLOSURE	
Parks, Playgrounds, Shade Trees	40,420.00	Self-Liquidating		Balance January 1, 1992	
Land Reclamation & Conservation	1,100.00	Other	945,000.00	Transfers From Taxes or Liens	
Other Recreational Services	6,193.03	Total	1,052,000.00	Sale for Cash (1992)	
EDUCATION (excluding schools)		EQUALIZED VALUATION BASIS FOR NET DEBT COMPUTATION	460,025,568	Cancelled, Abated or Adjusted (1992)	
Libraries	3,621.50	REAL PROPERTY VALUATIONS		Balance December 31, 1992	
Other Educational Services	14,858.00	Code Class # of Parcels % VAL'N ASSESSED VALUATION		CURRENT FINANCES DECEMBER 31, 1992	
STATUTORY EXPENDITURES		1 Vacant Land 185 3.02 13,742,400.00		ASSETS	
Pensions & F. L. C. A.	44,000.00	2 Residential 1320 79.40 361,509,800.00		Cash Dec. 31, 1992	1,601,910.90
Employee Fringe Benefits		3 Farm 1 3,300.00		Taxes Receivable	307,586.55
Other Statutory Expenditures		4a Commercial 52 15.19 69,153,600.00		Tax Title Liens	17,433.03
CETA And Other Public Employment Programs		4b Industrial 1 2.33 10,619,000.00		Foreclosed Property	
MUNICIPAL FUNCTIONS TOTAL	2,683,215.06	4c Apartments 1 .07 302,000.00		Emergencies & Other Deferred Charges	127,960.00
CAPITAL IMPROVEMENTS *ME 90*	5,000.00	Total 2060 455,330,100.00		State and Federal Aid Receivable	180,398.09
DEBT SERVICE		Land Area 3.10 Sq. Miles		Other Receivables	237,533.39
Principal Payments	117,000.00	Net Valuation Taxable-Municipal	456,345,786	Total	2,472,321.95
Interest Payments	90,401.00	Net Valuation Taxable-County	458,557,005	LIABILITIES, RESERVES, AND SURPLUS	
DEFERRED CHARGES	23,030.00	State Equalized Valuation	448,294,763	Cash Liabilities	939,404.33
SCHOOL, COUNTY, SPECIAL DISTRICT TAXES	7,444,629.30	State Equalization Ratio	101.30	Reserves for Receivables	741,655.97
RESERVE FOR UNCOLLECTED TAXES	394,300.32			Surplus Dec. 31, 1992	741,761.56
EXPENDITURES TOTAL	10,752,576.13			Total	2,472,821.95



*Includes County Health Service Taxes, County Vacational School Taxes, or County Open Space Tax. See Table 13.

1916

Population 1980 2,737
 Population 1990 2,722
 S & P Rating
 Moody Rating AAA

General Tax Rate Per \$100. 2.25
 State Equalized Tax Rate 2.68

OGDENSBURG BORO. - SUSSEX CO.
 Form of Government:
 Borough Council
 Number of Members on Governing Body - 6

PER CAPITA:
 Gross Debt 1,439.09
 Net Debt 263.23
 Debt Service 40.09
 Total Tax Levy 1,160.03
 Municipal Expenditures 659.89

PER CENT:
 Gross Debt 3.27
 Net Debt .60
 Tax Levy Collected 90.88
 Tax Levy Cancelled, Abated or Adjusted .47

EXPENDITURES		REVENUES-REALIZED		1992 PROPERTY TAX	
GENERAL GOVERNMENT				STATE EQUALIZED TAX RATE	
Governing Body & Public Boards		1992 Property Taxes Collected	2,881,282.60	Local District School Taxes	.93 1,092,751.50
Municipal Clerk		1992 Payments in Lieu of Taxes		Regional & Consolidated School Tax	.58 681,943.73
Financial Administration	33,909.00	Delinquent Tax & Lien Collections	227,317.31	School Taxes in Municipal Budget	
Assessment of Taxes	17,623.00	Business Personalty Replacement Taxes	68,393.96	County Taxes	.40 468,596.38
Collection of Taxes	24,100.00	Taxes from Public Utilities	62,501.00	County Library Taxes	.03 38,784.40
Planning, Housing & Development	32,021.00	Other Miscellaneous Tax Revenues		Local Municipal Purpose Taxes	.74 867,577.00
Human Resources	58,742.00	State Aid Revenues	324,298.00	Veteran & Senior Citizen Taxes	
Elections	1,300.00	Federal Aid Revenues		Total Taxes for Rate Computation	2.68 3,173,303.01
General Administration (other)	219,740.00	State and Local Fiscal Assistance Act Utilized		Special District Taxes	
JUDICIARY		Sale of Acquired Property		Bank Corp. Taxes	
Municipal Courts	24,506.00	Other Miscellaneous Revenues	219,588.48	Added and Omitted Taxes	
PUBLIC SAFETY		Total	3,783,481.35	Total Taxes Levied - ABSTRACT	3,157,613.36
Fire Protection	28,800.00	Prior Years Surplus Appropriated	109,500.00	Total Taxes Billed	3,170,592.18
Police Protection	257,993.00	REVENUES TOTAL	3,892,981.35	1992 TAXES COLLECTED	2,881,282.60
Civil Defense & Disaster Control	1,400.00	REVENUES FOR UNCOLLECTED TAXES	312,943.00	1992 Taxes Cancelled, Abated or Adjusted	15,005.27
Environmental Inspection & Control	10,900.00	CAPITAL OUTLAY TOTAL	120,745.38	Transfer to Tax Title Liens or Foreclosed	25,341.86
Other Public Safety		Public Enterprises	67,701.10	Balance Outstanding Dec. 31, 1992	248,962.45
PUBLIC WORKS		Recreation-Culture	1,900.24	PRIOR YEARS TAXES OUTSTANDING	
Streets and Drainage	222,875.00	Public Works	30,954.55	Balance January 1, 1992	229,768.42
Sewers and Sewage Processing		Buildings and Grounds	20,189.49	Collected in 1992	227,317.31
Garbage and Trash Disposal	187,250.00	Library and Education		Cancelled, Abated or Adjusted 1992	10.44
Public Buildings and Grounds	28,000.00	Conservation		Transfers to Tax Title Liens or Foreclosed	
Other Public Works		All Other		Balance December 31, 1992	2,440.67
HEALTH and WELFARE		CAPITAL DEBT AUTHORIZED, DECEMBER 31, 1992		TAX TITLE LIENS OUTSTANDING	
Health Services Except Environmental	29,900.00	ISSUED AND UNISSUED		Balance January 1, 1992	41,792.53
Welfare-Public Assistance	1.00	School	1,839,140	Transfer From Taxes	25,341.86
Hospital, Clinics, First Aid		Self-Liquidating	1,361,547	Redeemed in 1992	
Animal, Insect, & Rodent Control	9,534.00	Other	716,516	Cancelled, Abated or Adjusted (1992)	
Other Welfare Services		Total	3,917,204	Transfers to Foreclosed Property	
RECREATION and CONSERVATION		ISSUED AND OUTSTANDING		Balance December 31, 1992	67,134.39
Beaches and Boardwalks		School	1,839,140.64	PROPERTY ACQUIRED BY DEED OR FORECLOSURE	
Parks, Playgrounds, Shade Trees	23,500.00	Self-Liquidating	1,190,147.26	Balance January 1, 1992	70,700.00
Land Reclamation & Conservation	2,104.00	Other	574,100.00	Transfers From Taxes or Liens	
Other Recreational Services	2,000.00	Total	3,603,387.90	Sale for Cash (1992)	
EDUCATION (excluding schools)		EQUALIZED VALUATION BASIS FOR NET DEBT COMPUTATION	119,975,275	Cancelled, Abated or Adjusted (1992)	
Libraries		REAL PROPERTY VALUATIONS		Balance December 31, 1992	70,700.00
Other Educational Services	350.00	Code Class # of Parcels % VAL'N	ASSESSED VALUATION	CURRENT FINANCES DECEMBER 31, 1992	
STATUTORY EXPENDITURES		1 Vacant Land 86 5.42	7,567,200.00	ASSETS	
Pensions & F. L. C. A.	50,814.00	2 Residential 784 82.40	115,065,730.00	Cash Dec. 31, 1992	1,155,608.55
Employee Fringe Benefits	88,000.00	3 Farm 7 .82	1,148,450.00	Taxes Receivable	251,403.12
Other Statutory Expenditures	1.00	4a Commercial 28 6.55	9,142,900.00	Tax Title Liens	67,134.39
CETA And Other Public Employment Programs		4b Industrial 3 2.37	2,887,300.00	Foreclosed Property	70,700.00
MUNICIPAL FUNCTIONS TOTAL	1,355,363.00	4c Apartments 9 2.74	3,331,316.00	Emergencies & Other Deferred Charges	20,000.00
CAPITAL IMPROVEMENTS *MEMO*	8,000.00	Total 917	139,642,896.00	State and Federal Aid Receivable	7,052.10
DEBT SERVICE		Land Area 2.20 Sq. Miles		Other Receivables	122,499.68
Principal Payments	69,500.00	Net Valuation Taxable-Municipal	139,939,462	Total	1,694,397.84
Interest Payments	39,618.75	Net Valuation Taxable-County	124,510,497	LIABILITIES, RESERVES, AND SURPLUS	
DEFERRED CHARGES	19,800.00	State Equalized Valuation	117,331,692	Cash Liabilities	969,736.95
SCHOOL COUNTY, SPECIAL DISTRICT TAXES	2,282,076.01	State Equalization Ratio	113.73	Reserves for Receivables	511,737.19
RESERVE FOR UNCOLLECTED TAXES	312,943.00			Surplus Dec. 31, 1992	212,923.70
EXPENDITURES TOTAL	4,078,300.76			Total	1,694,397.84

1209

Population 1980 51,515
 Population 1990 56,475
 S & P Rating A-
 Moody Rating BAA1

General Tax Rate Per \$100. 2.68
 State Equalized Tax Rate 2.69

OLD BRIDGE TOWNSHIP - MIDDLESEX CO.
 Form of Government:
 Mayor-Council Plan F (OMCL 50)
 Number of Members on Governing Body - 9

PER CAPITA:
 Gross Debt 776.84
 Net Debt 721.10
 Debt Service 54.47
 Total Tax Levy 1,280.65
 Municipal Expenditures 524.18

PER CENT:
 Gross Debt 1.69
 Net Debt 1.48
 Tax Levy Collected 93.89
 Tax Levy Cancelled, Abated or Adjusted .28

EXPENDITURES	REVENUES-REALIZED	1992 PROPERTY TAX
GENERAL GOVERNMENT		STATE EQUALIZED TAX RATE
Governing Body & Public Boards	510,840.00	Local District School Taxes 1.73
Municipal Clerk		Regional & Consolidated School Tax
Financial Administration	722,255.00	School Taxes in Municipal Budget
Assessment of Taxes	511,847.00	County Taxes .39
Collection of Taxes	1,000.00	County Library Taxes
Planning, Housing & Development	567,173.00	Local Municipal Purpose Taxes .56
Human Resources	731,250.54	Veteran & Senior Citizen Taxes
Elections	27,500.00	Total Taxes for Rate Computation 2.68
General Administration (other)	1,444,685.00	Special District Taxes
JUDICIARY		Bank Corp. Taxes
Municipal Courts	252,740.00	Added and Omitted Taxes
PUBLIC SAFETY		Total Taxes Levied - ABSTRACT
Fire Protection		Total Taxes Billed
Police Protection	6,817,006.85	1992 TAXES COLLECTED
Civil Defense & Disaster Control	3,500.00	1992 Taxes Cancelled, Abated or Adjusted
Environmental Inspection & Control	775,900.00	Transfer to Tax Title Liens or Foreclosed
Other Public Safety		Balance Outstanding Dec. 31, 1992
PUBLIC WORKS		PRIOR YEARS TAXES OUTSTANDING
Streets and Drainage	1,361,135.00	Balance January 1, 1992
Sewers and Sewage Processing		Collected in 1992
Garbage and Trash Disposal	704,335.00	Cancelled, Abated or Adjusted 1992
Public Buildings and Grounds	75,000.00	Transfers to Tax Title Liens or Foreclosed
Other Public Works	423,550.00	Balance December 31, 1992
HEALTH and WELFARE		TAX TITLE LIENS OUTSTANDING
Health Services Except Environmental	421,335.00	Balance January 1, 1992
Welfare-Public Assistance	99,545.00	Transfer From Taxes
Hospital, Clinics, First Aid		Redeemed in 1992
Animal, Insect, & Rodent Control		Cancelled, Abated or Adjusted (1992)
Other Welfare Services		Transfers to Foreclosed Property
RECREATION and CONSERVATION		Balance December 31, 1992
Beaches and Boardwalks		PROPERTY ACQUIRED BY DEED OR FORECLOSURE
Parks, Playgrounds, Shade Trees		Balance January 1, 1992
Land Reclamation & Conservation	26,399.00	Transfers From Taxes or Liens
Other Recreational Services	799,617.00	Sale for Cash (1992)
EDUCATION (excluding schools)		Cancelled, Abated or Adjusted (1992)
Libraries	1,049,618.00	Balance December 31, 1992
Other Educational Services		CURRENT FINANCES DECEMBER 31, 1992
STATUTORY EXPENDITURES		ASSETS
Pensions & F. I. C. A.	1,020,882.00	Cash Dec. 31, 1992
Employee Fringe Benefits	4,669,055.00	Taxes Receivable
Other Statutory Expenditures		Tax Title Liens
CETA And Other Public Employment Programs		Foreclosed Property
MUNICIPAL FUNCTIONS TOTAL	23,016,168.39	Emergencies & Other Deferred Charges
CAPITAL IMPROVEMENTS *MEMO*	250,000.00	State and Federal Aid Receivable
DEBT SERVICE		Other Receivables
Principal Payments	1,218,580.43	Total
Interest Payments	1,857,358.00	LIABILITIES, RESERVES, AND SURPLUS
DEFERRED CHARGES	30,487.70	Cash Liabilities
SCHOOL, COUNTY, SPECIAL DISTRICT TAXES	56,645,873.97	Reserves for Receivables
RESERVE FOR UNCOLLECTED TAXES	3,480,551.97	Surplus Dec. 31, 1992
EXPENDITURES TOTAL	86,249,025.51	Total
		16,230,166.84
		5,357,915.07
		9,885,544.69
		996,707.09
		16,230,166.84

0243

Population 1980 4,168
 Population 1990 4,254
 S & P Rating
 Moody Rating A1

General Tax Rate Per \$100 2.67
 State Equalized Tax Rate 1.58

OLD TAPPAN BOROUGH - BERGEN COUNTY

Form of Government:
 Borough Council

Number of Members on Governing Body - 6

PER CAPITA:

Gross Debt 1,165.05
 Net Debt 552.22
 Debt Service 79.98
 Total Tax Levy 2,171.43
 Municipal Expenditures 922.16

PER CENT:

Gross Debt .85
 Net Debt .40
 Tax Levy Collected 97.75
 Tax Levy Cancelled, Abated or Adjusted .27

EXPENDITURES		REVENUES-REALIZED		1992 PROPERTY TAX	
GENERAL GOVERNMENT				STATE EQUALIZED TAX RATE	
Governing Body & Public Boards		1992 Property Taxes Collected	9,037,741.00	Local District School Taxes	.73 4,220,140.00
Municipal Clerk		1992 Payments in Lieu of Taxes		Regional & Consolidated School Tax	.44 2,549,832.47
Financial Administration	70,698.00	Delinquent Tax & Lien Collections	206,946.00	School Taxes in Municipal Budget	
Assessment of Taxes	70,506.00	Business Personalty Replacement Taxes	38,691.00	County Taxes	.26 1,517,634.43
Collection of Taxes	40,950.00	Taxes from Public Utilities	1,060,274.00	County Library Taxes	
Planning, Housing & Development	45,330.00	Other Miscellaneous Tax Revenues		Local Municipal Purpose Taxes	.15 847,480.00
Human Resources	60,659.00	State Aid Revenues	222,569.00	Veteran & Senior Citizen Taxes	
Elections		Federal Aid Revenues		Total Taxes for Rate Computation	1.58 9,154,886.90
General Administration (other)	275,078.00	State and Local Fiscal Assistance Act Utilized		Special District Taxes	
JUDICIARY		Sale of Acquired Property		Bank Corp. Taxes	
Municipal Courts	20,925.00	Other Miscellaneous Revenues	810,583.00	Added and Omitted Taxes	102,390.00
PUBLIC SAFETY		Total	11,376,806.00	Total Taxes Levied - ABSTRACT	9,237,476.90
Fire Protection	125,345.00	Prior Years Surplus Appropriated	477,500.00	Total Taxes Billed	9,246,097.00
Police Protection	823,537.00	REVENUES TOTAL	11,854,304.00	1992 TAXES COLLECTED	9,037,741.00
Civil Defense & Disaster Control		Reserve For Uncollected Taxes	323,634.00	1992 Taxes Cancelled, Abated or Adjusted	24,655.00
Environmental Inspection & Control	36,761.00	CAPITAL OUTLAY	TOTAL	Transfer to Tax Title Liens or Foreclosed	67.00
Other Public Safety			271,545.00	Balance Outstanding Dec. 31, 1992	193,634.00
PUBLIC WORKS		Public Enterprises		PRIOR YEARS TAXES OUTSTANDING	
Streets and Drainage	340,598.00	Recreation-Culture		Balance January 1, 1992	216,145.00
Sewers and Sewage Processing	44,757.00	Public Works		Collected in 1992	206,946.00
Garbage and Trash Disposal		Buildings and Grounds	271,545.00	Cancelled, Abated or Adjusted 1992	
Public Buildings and Grounds	74,750.00	Library and Education		Transfers to Tax Title Liens or Foreclosed	
Other Public Works		Conservation		Balance December 31, 1992	9,199.00
HEALTH and WELFARE		All Other		TAX TITLE LIENS OUTSTANDING	
Health Services Except Environmental	18,100.00	CAPITAL DEBT AUTHORIZED, DECEMBER 31, 1992		Balance January 1, 1992	1,108.00
Welfare-Public Assistance	2,036.00	ISSUED AND UNISSUED		Transfer From Taxes	67.00
Hospital, Clinics, First Aid		School	2,540,000	Redeemed in 1992	
Animal, Insect, & Radent Control		Self-Liquidating		Cancelled, Abated or Adjusted (1992)	
Other Welfare Services		Other	2,416,140	Transfers to Foreclosed Property	
RECREATION and CONSERVATION		Total	4,956,140	Balance December 31, 1992	1,175.00
Beaches and Boardwalks		ISSUED AND OUTSTANDING		PROPERTY ACQUIRED BY DEED OR FORECLOSURE	
Parks, Playgrounds, Shade Trees	38,730.00	School	2,540,000.00	Balance January 1, 1992	397,900.00
Land Reclamation & Conservation	61,500.00	Self-Liquidating		Transfers From Taxes or Liens	
Other Recreational Services	264,561.00	Other	2,253,000.00	Sale for Cash (1992)	
EDUCATION (excluding schools)		Total	4,793,000.00	Cancelled, Abated or Adjusted (1992)	
Libraries	96,545.00	EQUALIZED VALUATION BASIS		Balance December 31, 1992	397,900.00
Other Educational Services		FOR NET DEBT COMPUTATION	585,368.973	CURRENT FINANCES DECEMBER 31, 1992	
STATUTORY EXPENDITURES		REAL PROPERTY VALUATIONS		ASSETS	
Pensions & F. L. C. A.	104,065.00	Code Class # of Parcels % VAL'N	ASSESSED VALUATION	Cash Dec. 31, 1992	2,388,934.00
Employee Fringe Benefits	213,100.00	1 Vacant Land 160 4.86	16,595,100.00	Taxes Receivable	192,833.00
Other Statutory Expenditures		2 Residential 1316 82.76	232,865,500.00	Tax Title Liens	1,175.00
CETA And Other Public Employment Programs		3 Farm 11 .25	855,900.00	Foreclosed Property	397,900.00
MUNICIPAL FUNCTIONS TOTAL	2,828,531.00	4a Commercial 50 8.37	28,595,300.00	Emergencies & Other Deferred Charges	89,300.00
CAPITAL IMPROVEMENTS *MEMO*	30,000.00	4b Industrial 1 3.77	12,875,000.00	State and Federal Aid Receivable	612.00
DEBT SERVICE		4c Apartments		Other Receivables	14,159.00
Principal Payments	205,000.00	Total	1538	Total	3,084,913.00
Interest Payments	135,222.00		341,786,800.00	LIABILITIES, RESERVES, AND SURPLUS	
DEFERRED CHARGES	5,077.00	Land Area 3.10 Sq. Miles		Cash Liabilities	695,549.00
SCHOOL, COUNTY, SPECIAL DISTRICT TAXES	3,287,606.90	Net Valuation Taxable-Municipal	342,460,938	Reserves for Receivables	606,067.00
RESERVE FOR UNCOLLECTED TAXES	323,634.00	Net Valuation Taxable-County	585,098,441	Surplus Dec. 31, 1992	1,783,297.00
EXPENDITURES TOTAL	11,785,070.90	State Equalized Valuation	576,460,526	Total	3,084,913.00
		State Equalization Ratio	59.36		

Population 1980 1,847
 Population 1990 1,633
 S & P Rating
 Moody Rating BAA1

General Tax Rate Per \$100. 2.20
 State Equalized Tax Rate 2.17

OLDMANS TOWNSHIP - SALEM COUNTY
 Form of Government:
Township Committee
 Number of Members on Governing Body - 3

PER CAPITA:
 Gross Debt 630.67
 Net Debt 571.25
 Debt Service 26.91
 Total Tax Levy 1,278.42
 Municipal Expenditures 540.58

PER CENT:
 Gross Debt 1.12
 Net Debt 1.02
 Tax Levy Collected 37.41
 Tax Levy Cancelled, Abated or Adjusted

EXPENDITURES		REVENUES-REALIZED		1992 PROPERTY TAX	
GENERAL GOVERNMENT		REVENUES-REALIZED		STATE EQUALIZED TAX RATE	
Governing Body & Public Boards		1992 Property Taxes Collected	1,832,197.00	Local District School Taxes	1.14 1,122,275.25
Municipal Clerk		1992 Payments in Lieu of Taxes		Regional & Consolidated School Tax	
Financial Administration	32,800.00	Delinquent Tax & Lien Collections	180,653.00	School Taxes in Municipal Budget	
Assessment of Taxes	13,900.00	Business Personality Replacement Taxes	42,074.00	County Taxes	.91 897,603.71
Collection of Taxes	15,650.00	Taxes from Public Utilities	167,204.00	County Library Taxes	
Planning, Housing & Development	11,300.00	Other Miscellaneous Tax Revenues		Local Municipal Purpose Taxes	.11 107,150.00
Human Resources	12,854.00	State Aid Revenues	77,325.00	Veteran & Senior Citizen Taxes	13,700.00
Elections		Federal Aid Revenues		Total Taxes for Rate Computation	2.16 2,140,728.96
General Administration (other)	113,256.00	State and Local Fiscal Assistance Act Utilized		Special District Taxes	
JUDICIARY		Sale of Acquired Property		Bank Corp. Taxes	
Municipal Courts	31,320.00	Other Miscellaneous Revenues		Added and Omitted Taxes	26,558.00
PUBLIC SAFETY		Total	2,486,065.00	Total Taxes Levied - ABSTRACT	2,151,586.96
Fire Protection	57,058.00	Prior Years Surplus Appropriated	353,900.00	Total Taxes Billed	2,153,188.00
Police Protection	15,100.00	REVENUES TOTAL	2,839,965.00	1992 TAXES COLLECTED	1,832,197.00
Civil Defense & Disaster Control	2,000.00	Reserve For Uncollected Taxes	262,547.00	1992 Taxes Cancelled, Abated or Adjusted	
Environmental Inspection & Control	24,000.00	CAPITAL OUTLAY TOTAL	691,087.00	Transfer to Tax Title Liens or Foreclosed	51,625.00
Other Public Safety		Public Enterprises		Balance Outstanding Dec. 31, 1992	219,366.00
PUBLIC WORKS		Recreation-Culture		PRIOR YEARS TAXES OUTSTANDING	
Streets and Drainage	55,536.00	Public Works	465,810.00	Balance January 1, 1992	234,072.00
Sewers and Sewage Processing	1,877.00	Buildings and Grounds	225,277.00	Collected in 1992	174,513.00
Garbage and Trash Disposal	133,866.00	Library and Education		Cancelled, Abated or Adjusted 1992	
Public Buildings and Grounds	17,000.00	Conservation		Transfers to Tax Title Liens or Foreclosed	36,664.00
Other Public Works		All Other		Balance December 31, 1992	22,895.00
HEALTH and WELFARE		CAPITAL DEBT AUTHORIZED, DECEMBER 31, 1992		TAX TITLE LIENS OUTSTANDING	
Health Services Except Environmental	3,100.00	ISSUED AND UNISSUED		Balance January 1, 1992	240,790.00
Welfare-Public Assistance	1,525.00	School	100,000	Transfer From Taxes	95,054.00
Hospital, Clinics, First Aid	500.00	Self-Liquidating	18,170	Redeemed in 1992	6,140.00
Animal, Insect, & Rodent Control	3,000.00	Other	943,250	Cancelled, Abated or Adjusted (1992)	
Other Welfare Services		Total	1,061,420	Transfers to Foreclosed Property	
RECREATION and CONSERVATION		ISSUED AND OUTSTANDING		Balance December 31, 1992	329,704.00
Beaches and Boardwalks		School	100,000.00	PROPERTY ACQUIRED BY DEED OR FORECLOSURE	
Parks, Playgrounds, Shade Trees	3,000.00	Self-Liquidating	18,170.00	Balance January 1, 1992	
Land Reclamation & Conservation	1,031.00	Other	680,000.00	Transfers from Taxes or Liens	
Other Recreational Services	10,500.00	Total	798,170.00	Sale for Cash (1992)	
EDUCATION (excluding schools)		EQUALIZED VALUATION BASIS FOR NET DEBT COMPUTATION	94,634,628	Cancelled, Abated or Adjusted (1992)	
Libraries	500.00	REAL PROPERTY VALUATIONS		Balance December 31, 1992	
Other Educational Services		Code Class # of Parcels % VAL'N		CURRENT FINANCES DECEMBER 31, 1992 ASSETS	
STATUTORY EXPENDITURES		1 Vacant Land 260 4.23	4,064,250.00	Cash Dec. 31, 1992	815,835.00
Pensions & F. I. C. A.	13,050.00	2 Residential 538 47.05	45,211,150.00	Taxes Receivable	242,261.00
Employee Fringe Benefits		3 Farm 348 11.62	11,175,310.00	Tax Title Liens	329,704.00
Other Statutory Expenditures	1,000.00	4a Commercial 47 30.99	29,786,165.00	Foreclosed Property	
CETA And Other Public Employment Programs		4b Industrial 9 6.10	5,864,900.00	Emergencies & Other Deferred Charges	90,425.00
MUNICIPAL FUNCTIONS TOTAL	574,733.00	4c Apartments		State and Federal Aid Receivable	8,764.00
CAPITAL IMPROVEMENTS *ME 90*	30,000.00	Total	95,101,775.00	Other Receivables	21,543.00
DEBT SERVICE		Land Area 19.40 Sq. Miles		Total	1,508,552.00
Principal Payments	40,341.00	Net Valuation Taxable-Municipal	95,755,897	LIABILITIES, RESERVES, AND SURPLUS	
Interest Payments	4,953.00	Net Valuation Taxable-County	105,070,525	Cash Liabilities	325,726.00
DEFERRED CHARGES	27,220.00	State Equalized Valuation	98,298,031	Reserves for Receivables	593,528.00
SCHOOL, COUNTY, SPECIAL DISTRICT TAXES	2,019,878.96	State Equalization Ratio	99.42	Surplus Dec. 31, 1992	539,298.00
RESERVE FOR UNCOLLECTED TAXES	262,547.00			Total	1,508,552.00
EXPENDITURES TOTAL	2,929,672.96				

0244
 Population 1980 8,658
 Population 1990 8,024
 S & P Rating
 Moody Rating

General Tax Rate Per \$100. 2.55
 State Equalized Tax Rate 1.92

ORADELL BOROUGH - BERGEN COUNTY
 Form of Government:
Borough Council
 Number of Members on Governing Body - 6

PER CAPITA:
 Gross Debt 763.46
 Net Debt 464.70
 Debt Service 85.27
 Total Tax Levy 2,085.99
 Municipal Expenditures 985.06

PER CENT:
 Gross Debt .69
 Net Debt .40
 Tax Levy Collected 97.34
 Tax Levy Cancelled, Abated or Adjusted .23

EXPENDITURES		REVENUES-REALIZED		1992 PROPERTY TAX	
GENERAL GOVERNMENT		REVENUES		STATE EQUALIZED TAX RATE	
Governing Body & Public Boards		1992 Property Taxes Collected	16,326,029.75	Local District School Taxes	.51 4,435,899.00
Municipal Clerk		1992 Payments in Lieu of Taxes	56,496.00	Regional & Consolidated School Tax	.66 5,737,275.27
Financial Administration	26,000.00	Delinquent Tax & Lien Collections	399,729.34	School Taxes in Municipal Budget	
Assessment of Taxes	170,949.00	Business Personalty Replacement Taxes	64,817.24	County Taxes	.26 2,305,472.51
Collection of Taxes	102,012.86	Taxes from Public Utilities	855,463.86	County Library Taxes	
Planning, Housing & Development	14,785.00	Other Miscellaneous Tax Revenues		Local Municipal Purpose Taxes	.48 4,219,608.00
Human Resources	75,334.00	State Aid Revenues	446,167.92	Veteran & Senior Citizen Taxes	
Elections	2,725.00	Federal Aid Revenues		Total Taxes for Rate Computation	1.91 16,749,604.78
General Administration (other)	484,963.00	State and Local Fiscal Assistance Act Utilized		Special District Taxes	
JUDICIARY		Sale of Acquired Property		Bank Corp. Taxes	
Municipal Courts	63,020.00	Other Miscellaneous Revenues	552,277.58	Added and Omitted Taxes	39,714.38
PUBLIC SAFETY		Total	18,700,981.69	Total Taxes Levied - ABSTRACT	16,737,969.16
Fire Protection	156,065.20	Prior Years Surplus Appropriated	1,600,000.00	Total Taxes Billed	16,769,423.04
Police Protection	1,489,901.18	REVENUES TOTAL	20,300,981.69	1992 TAXES COLLECTED	16,326,029.75
Civil Defense & Disaster Control	2,750.00	Reserve For Uncollected Taxes	503,876.00	1992 Taxes Cancelled, Abated or Adjusted	39,143.24
Environmental Inspection & Control	108,762.00	CAPITAL OUTLAY	TOTAL	Transfer to Tax Title Liens or Foreclosed	
Other Public Safety			394,967.09	Balance Outstanding Dec. 31, 1992	404,250.05
PUBLIC WORKS		Public Enterprises		PRIOR YEARS TAXES OUTSTANDING	
Streets and Drainage	317,495.00	Recreation-Culture	3,744.20	Balance January 1, 1992	450,700.05
Sewers and Sewage Processing	808,859.00	Public Works	326,718.85	Collected in 1992	399,729.34
Garbage and Trash Disposal	1,050,000.00	Buildings and Grounds	29,721.43	Cancelled, Abated or Adjusted 1992	50,877.73
Public Buildings and Grounds	261,962.00	Library and Education	34,782.61	Transfers to Tax Title Liens or Foreclosed	
Other Public Works	30,000.00	Conservation		Balance December 31, 1992	92.98
HEALTH and WELFARE		All Other		TAX TITLE LIENS OUTSTANDING	
Health Services Except Environmental	54,316.00	CAPITAL DEBT AUTHORIZED, DECEMBER 31, 1992		Balance January 1, 1992	
Welfare-Public Assistance	18,150.00	ISSUED AND UNISSUED	GROSS DEBT	Transfer From Taxes	
Hospital, Clinics, First Aid		School	2,557,088	Redeemed in 1992	
Animal, Insect, & Rodent Control		Self-Liquidating		Cancelled, Abated or Adjusted (1992)	
Other Welfare Services		Other	3,609,072	Transfers to Foreclosed Property	
RECREATION and CONSERVATION		Total	6,166,160	Balance December 31, 1992	
Beaches and Boardwalks		ISSUED AND OUTSTANDING		PROPERTY ACQUIRED BY DEED OR FORECLOSURE	
Parks, Playgrounds, Shade Trees	214,704.00	School	2,552,268.10	Balance January 1, 1992	
Land Reclamation & Conservation	131,558.08	Self-Liquidating		Transfers From Taxes or Liens	
Other Recreational Services	92,825.00	Other	3,552,072.00	Sale for Cash (1992)	
EDUCATION (excluding schools)		Total	6,104,340.10	Cancelled, Abated or Adjusted (1992)	
Libraries	315,000.00	EQUALIZED VALUATION BASIS		Balance December 31, 1992	
Other Educational Services		FOR NET DEBT COMPUTATION	898,384,640	CURRENT FINANCES DECEMBER 31, 1992	
STATUTORY EXPENDITURES		REAL PROPERTY VALUATIONS		ASSETS	
Pensions & F. L. C. A.	97,289.12	Code Class # of Parcels % VAL'N	ASSESSED VALUATION	Cash Dec. 31, 1992	3,755,897.67
Employee Fringe Benefits	574,248.00	1 Vacant Land 29 .37	2,420,300.00	Taxes Receivable	404,343.03
Other Statutory Expenditures	1,000.00	2 Residential 2630 86.13	563,562,400.00	Tax Title Liens	
CETA And Other Public Employment Programs		3 Farm		Foreclosed Property	
MUNICIPAL FUNCTIONS TOTAL	6,664,673.44	4a Commercial 92 12.99	85,015,640.00	Emergencies & Other Deferred Charges	2,398.00
CAPITAL IMPROVEMENTS *MEMO*	50,000.00	4b Industrial 1 .04	291,300.00	State and Federal Aid Receivable	3,325.39
DEBT SERVICE		4c Apartments 5 .46	3,030,300.00	Other Receivables	32,117.05
Principal Payments	500,000.00	Total	654,319,940.00	Total	4,198,081.14
Interest Payments	184,182.44	Land Area 2.55 Sq. Miles		LIABILITIES, RESERVES, AND SURPLUS	
DEFERRED CHARGES	51,375.00	Net Valuation Taxable-Municipal	656,024,261	Cash Liabilities	1,737,712.82
SCHOOL COUNTY, SPECIAL DISTRICT TAXES	12,478,646.78	Net Valuation Taxable-County	837,463,973	Reserves for Receivables	436,460.08
RESERVE FOR UNCOLLECTED TAXES	503,876.00	State Equalized Valuation	872,737,255	Surplus Dec. 31, 1992	2,023,908.24
EXPENDITURES TOTAL	20,382,753.66	State Equalization Ratio	75.12	Total	4,198,081.14

0717

Population 1980 31,136
 Population 1990 29,925
 S & P Rating
 Moody Rating BAA

General Tax Rate Per \$100. 16.74
 State Equalized Tax Rate 3.12

ORANGE CITY TWP. - ESSEX COUNTY
 Form of Government:
 Mayor-Council Plan D (OMCL 50)
 Number of Members on Governing Body - 7

PER CAPITA:
 Gross Debt 827.89
 Net Debt 513.72
 Debt Service 56.08
 Total Tax Levy 667.75
 Municipal Expenditures 922.18

PER CENT:
 Gross Debt 3.74
 Net Debt 2.32
 Tax Levy Collected 92.99
 Tax Levy Cancelled, Abated or Adjusted 1.21

EXPENDITURES		REVENUES-REALIZED		1992 PROPERTY TAX	
GENERAL GOVERNMENT		REVENUES-REALIZED		STATE EQUALIZED TAX RATE 1.24	
Governing Body & Public Boards	341,100.00	1992 Property Taxes Collected	18,978,482.91	Local District School Taxes	7,943,105.50
Municipal Clerk	290,500.00	1992 Payments in Lieu of Taxes	603,789.66	Regional & Consolidated School Tax	
Financial Administration	640,300.00	Delinquent Tax & Lien Collections	1,223,913.78	School Taxes in Municipal Budget	121,591.22
Assessment of Taxes	199,500.00	Business Personality Replacement Taxes	799,988.52	County Taxes	4,398,890.25
Collection of Taxes		Taxes from Public Utilities	1,954,717.00	County Library Taxes	
Planning, Housing & Development	196,550.00	Other Miscellaneous Tax Revenues		Local Municipal Purpose Taxes	7,445,657.99
Human Resources	1,785,043.11	State Aid Revenues	7,984,087.52	Veteran & Senior Citizen Taxes	87,300.00
Elections		Federal Aid Revenues		Total Taxes for Rate Computation	19,996,544.96
General Administration (other)	2,282,536.00	State and Local Fiscal Assistance Act Utilized		Special District Taxes	
JUDICIARY		Sale of Acquired Property		Bank Corp. Taxes	
Municipal Courts	430,300.00	Other Miscellaneous Revenues	4,828,769.07	Added and Omitted Taxes	73,283.11
PUBLIC SAFETY		Total	36,273,748.46	Total Taxes Levied - ABSTRACT	19,982,528.07
Fire Protection	3,830,860.00	Prior Years Surplus Appropriated	1,320,000.00	Total Taxes Billed	20,409,219.99
Police Protection	3,902,725.00	REVENUES TOTAL	37,593,748.46	1992 TAXES COLLECTED	18,978,482.91
Civil Defense & Disaster Control	5,600.00	Reserve For Uncollected Taxes	1,883,992.58	1992 Taxes Cancelled, Abated or Adjusted	247,106.09
Environmental Inspection & Control	366,045.00	CAPITAL OUTLAY TOTAL 2,763,989.93		Transfer to Tax Title Liens or Foreclosed	
Other Public Safety		Public Enterprises	477,218.92	Balance Outstanding Dec. 31, 1992	1,183,630.99
PUBLIC WORKS		Recreation-Culture		PRIOR YEARS TAXES OUTSTANDING	
Streets and Drainage	976,989.00	Public Works		Balance January 1, 1992	2,093,007.31
Sewers and Sewage Processing	1,169,496.00	Buildings and Grounds	2,286,771.11	Collected in 1992	746,531.81
Garbage and Trash Disposal	1,332,855.27	Library and Education		Cancelled, Abated or Adjusted 1992	10,440.88
Public Buildings and Grounds		Conservation		Transfers to Tax Title Liens or Foreclosed	148,562.59
Other Public Works	223,225.00	All Other		Balance December 31, 1992	1,187,472.03
HEALTH AND WELFARE		CAPITAL DEBT AUTHORIZED, DECEMBER 31, 1992			
Health Services Except Environmental	471,971.50	ISSUED AND UNISSUED	GROSS DEBT	NET DEBT	
Welfare-Public Assistance	391,230.00	School	5,348,850		
Hospital, Clinics, First Aid		Self-Liquidating	4,052,596		
Animal, Insect, & Rodent Control	9,550.00	Other	15,373,188	15,373,188	
Other Welfare Services		Total	24,774,635	15,373,188	
RECREATION AND CONSERVATION		ISSUED AND OUTSTANDING			
Beaches and Boardwalks		School	5,348,000.00		
Parks, Playgrounds, Shade Trees	538,900.00	Self-Liquidating	3,401,000.00		
Land Reclamation & Conservation	9,226.10	Other	15,243,000.00		
Other Recreational Services	266,350.00	Total	23,992,000.00		
EDUCATION (excluding schools)		EQUALIZED VALUATION BASIS FOR NET DEBT COMPUTATION 662,352,764			
Libraries	290,000.00	REAL PROPERTY VALUATIONS			
Other Educational Services		Code	Class	# of Parcels	% VAL'N
STATUTORY EXPENDITURES		1	Vacant Land	402	1.66
Pensions & F. L. C. A.	1,576,250.00	2	Residential	4230	55.30
Employee Fringe Benefits	2,392,000.00	3	Farm		
Other Statutory Expenditures		4a	Commercial	441	18.32
CETA And Other Public Employment Programs		4b	Industrial	56	3.79
MUNICIPAL FUNCTIONS TOTAL 23,919,101.98		4c	Apartments	175	20.94
CAPITAL IMPROVEMENTS *MEMO* 20,000.00		Total		5306	
DEBT SERVICE		Land Area 2.20 Sq. Miles			
Principal Payments	973,000.00	Net Valuation Taxable-Municipal 118,966,400			
Interest Payments	705,122.29	Net Valuation Taxable-County 702,852,136			
TYPE I SCHL DEBT *MEMO	364,494.50	State Equalized Valuation 636,101,294			
DEFERRED CHARGES	115,097.34	State Equalization Ratio 19.64			
SCHOOL COUNTY, SPECIAL DISTRICT TAXES	12,463,586.97				
RESERVE FOR UNCOLLECTED TAXES	1,883,992.58				
EXPENDITURES TOTAL	40,059,901.16				
				LIABILITIES, RESERVES, AND SURPLUS	
				Cash Dec. 31, 1992	4,208,574.24
				Taxes Receivable	2,371,103.02
				Tax Title Liens	1,193,544.52
				Foreclosed Property	1,209,300.00
				Emergencies & Other Deferred Charges	1,917.35
				State and Federal Aid Receivable	36,277.72
				Other Receivables	1,811,777.60
				Total	10,832,494.45
				CURRENT FINANCES DECEMBER 31, 1992 ASSETS	
				Cash Dec. 31, 1992	4,208,574.24
				Taxes Receivable	2,371,103.02
				Tax Title Liens	1,193,544.52
				Foreclosed Property	1,209,300.00
				Emergencies & Other Deferred Charges	1,917.35
				State and Federal Aid Receivable	36,277.72
				Other Receivables	1,811,777.60
				Total	10,832,494.45
				LIABILITIES, RESERVES, AND SURPLUS	
				Cash Liabilities	2,636,872.74
				Reserves for Receivables	6,581,131.41
				Surplus Dec. 31, 1992	1,614,490.30
				Total	10,832,494.45

1987 2000

* ABOVE DEBT SERVICE INCLUDES TYPE I SCHOOL DEBT

2117
 Population 1980 1,659
 Population 1990 1,790
 S & P Rating
 Moody Rating

General Tax Rate Per \$100. 2.12
 State Equalized Tax Rate 2.33

OXFORD TOWNSHIP - WARREN COUNTY
 Form of Government:
 Township Committee
 Number of Members on Governing Body - 3

PER CAPITA:
 Grass Debt 931.91
 Net Debt 222.06
 Debt Service 23.74
 Total Tax Levy 1,223.43
 Municipal Expenditures 973.78

PER CENT:
 Grass Debt 1.80
 Net Debt .43
 Tax Levy Collected 80.36
 Tax Levy Cancelled, Abated or Adjusted .55

EXPENDITURES		REVENUES-REALIZED		1992 PROPERTY TAX	
				STATE EQUALIZED TAX RATE	
GENERAL GOVERNMENT					
Governing Body & Public Boards	7,135.00	1992 Property Taxes Collected	1,777,478.25	Local District School Taxes	1.31 1,229,950.00
Municipal Clerk	17,150.00	1992 Payments in Lieu of Taxes	7,409.86	Regional & Consolidated School Tax	
Financial Administration	21,920.00	Delinquent Tax & Lien Collections	188,156.35	School Taxes in Municipal Budget	
Assessment of Taxes	15,755.00	Business Personalty Replacement Taxes	36,663.24	County Taxes	.65 610,642.04
Collection of Taxes	18,453.00	Taxes from Public Utilities	112,299.00	County Library Taxes	.05 51,465.70
Planning, Housing & Development	197,100.00	Other Miscellaneous Tax Revenues		Local Municipal Purpose Taxes	.31 294,063.64
Human Resources	59,762.00	State Aid Revenues	269,319.45	Veteran & Senior Citizen Taxes	
Elections	700.00	Federal Aid Revenues		Total Taxes for Rate Computation	2.32 2,210,221.39
General Administration (other)	155,250.00	State and Local Fiscal Assistance Act Utilized		Special District Taxes	
JUDICIARY		Sale of Acquired Property		Bank Corp. Taxes	
Municipal Courts	39,815.37	Other Miscellaneous Revenues	551,728.33	Added and Omitted Taxes	3,326.77
PUBLIC SAFETY				Total Taxes Levied - ABSTRACT	2,189,948.15
Fire Protection	13,502.10			Total Taxes Billed	2,198,121.01
Police Protection	272,382.08	Prior Years Surplus Appropriated	300,000.00	1992 TAXES COLLECTED	1,777,478.25
Civil Defense & Disaster Control	3,000.00	REVENUES TOTAL	3,243,052.48	1992 Taxes Cancelled, Abated or Adjusted	12,139.10
Environmental Inspection & Control		Reserve For Uncollected Taxes	413,452.09	Transfer to Tax Title Liens or Foreclosed	220,744.66
Other Public Safety		CAPITAL OUTLAY TOTAL	94,541.13	Balance Outstanding Dec. 31, 1992	187,758.98
PUBLIC WORKS				PRIOR YEARS TAXES OUTSTANDING	
Streets and Drainage	51,500.00	Public Enterprises		Balance January 1, 1992	145,098.11
Sewers and Sewage Processing	3,895.00	Recreation-Culture	9,480.15	Collected in 1992	124,426.70
Garbage and Trash Disposal	64,040.00	Public Works	33,651.55	Cancelled, Abated or Adjusted 1992	
Public Buildings and Grounds	12,600.00	Buildings and Grounds	51,409.62	Transfers to Tax Title Liens or Foreclosed	20,671.41
Other Public Works	81,700.00	Library and Education		Balance December 31, 1992	
HEALTH and WELFARE		Conservation		TAX TITLE LIENS OUTSTANDING	
Health Services Except Environmental	300.00	All Other		Balance January 1, 1992	689,407.80
Welfare-Public Assistance	2,245.00	CAPITAL DEBT AUTHORIZED, DECEMBER 31, 1992		Transfer From Taxes	254,141.30
Hospital, Clinics, First Aid		ISSUED AND UNISSUED		Redeemed in 1992	63,727.65
Animal, Insect, & Radent Control		School		Cancelled, Abated or Adjusted (1992)	1,999.68
Other Welfare Services		Self-Liquidating	1,270,620	Transfers to Foreclosed Property	
RECREATION and CONSERVATION		Other	397,492	Balance December 31, 1992	877,321.77
Beaches and Boardwalks		Total	1,568,112	PROPERTY ACQUIRED BY DEED OR FORECLOSURE	
Parks, Playgrounds, Shade Trees	32,327.00	ISSUED AND OUTSTANDING		Balance January 1, 1992	132,300.00
Land Reclamation & Conservation	10,000.00	School		Transfers From Taxes or Liens	
Other Recreational Services		Self-Liquidating	1,046,399.90	Sale for Cash (1992)	
EDUCATION (excluding schools)		Other	212,300.00	Cancelled, Abated or Adjusted (1992)	
Libraries	5,500.00	Total	1,258,699.90	Balance December 31, 1992	132,300.00
Other Educational Services		EQUALIZED VALUATION BASIS		CURRENT FINANCES DECEMBER 31, 1992	
STATUTORY EXPENDITURES		FOR NET DEBT COMPUTATION	92,731,440	ASSETS	
Pensions & F. I. C. A.	46,451.00	REAL PROPERTY VALUATIONS		Cash Dec. 31, 1992	711,467.49
Employee Fringe Benefits	73,311.00	Code Class # of Parcels % VAL'N		Taxes Receivable	187,758.98
Other Statutory Expenditures	3,650.00	1 Vacant Land 467 12.66	13,028,900.00	Tax Title Liens	877,321.77
CETA And Other Public Employment Programs		2 Residential 605 71.00	73,079,250.00	Foreclosed Property	132,300.00
MUNICIPAL FUNCTIONS TOTAL	1,214,443.55	3 Farm 62 2.33	2,405,450.00	Emergencies & Other Deferred Charges	12,000.00
CAPITAL IMPROVEMENTS *MEMO*	30,000.00	4a Commercial 30 4.51	4,640,800.00	State and Federal Aid Receivable	159,932.03
DEBT SERVICE		4b Industrial 15 8.93	9,188,500.00	Other Receivables	147,873.69
Principal Payments	33,000.00	4c Apartments 3 .57	583,700.00	Total	2,229,158.94
Interest Payments	9,496.88	Total 1182	102,926,600.00	LIABILITIES, RESERVES, AND SURPLUS	
DEFERRED CHARGES	72,669.27	Land Area 5.70 Sq. Miles		Cash Liabilities	422,028.87
SCHOOL, COUNTY, SPECIAL DISTRICT TAXES	1,892,057.74	Net Valuation Taxable-Municipal	103,504,445	Reserves for Receivables	1,345,759.43
RESERVE FOR UNCOLLECTED TAXES	413,452.09	Net Valuation Taxable-County	96,994,605	Surplus Dec. 31, 1992	461,370.64
EXPENDITURES TOTAL	3,635,119.53	State Equalized Valuation	94,138,976	Total	2,229,158.94
		State Equalization Ratio	110.01		

Population 1980 26
 Population 1990 20
 S & P Rating
 Moody Rating

General Tax Rate Per \$100. 6.58
 State Equalized Tax Rate 5.78

PAHAQUARRY TOWNSHIP - WARREN CO.

Form of Government:
 Township Committee

Number of Members on Governing Body - 3

PER CAPITA:
 Gross Debt
 Net Debt
 Debt Service
 Total Tax Levy 1,587.82
 Municipal Expenditures 5,967.59

PER CENT:
 Gross Debt
 Net Debt
 Tax Levy Collected 100.00
 Tax Levy Cancelled, Aboted or Adjusted

EXPENDITURES		REVENUES-REALIZED		1992 PROPERTY TAX	
GENERAL GOVERNMENT				STATE EQUALIZED TAX RATE	
Governing Body & Public Boards		1992 Property Taxes Collected	31,786.40	Local District School Taxes	
Municipal Clerk		1992 Payments in Lieu of Taxes		Regional & Consolidated School Tax	
Financial Administration	5,200.00	Delinquent Tax & Lien Collections		School Taxes in Municipal Budget	
Assessment of Taxes	490.00	Business Personalty Replacement Taxes	449.88	County Taxes	3,465.00
Collection of Taxes	660.00	Taxes from Public Utilities	11,009.00	County Library Taxes	291.34
Planning, Housing & Development		Other Miscellaneous Tax Revenues		Local Municipal Purpose Taxes	5.09
Human Resources		State Aid Revenues	38,455.00	Veteran & Senior Citizen Taxes	
Elections		Federal Aid Revenues		Total Taxes for Rate Computation	5.77
General Administration (other)	15,500.00	State and Local Fiscal Assistance Act Utilized		Special District Taxes	
JUDICIARY		Sale of Acquired Property		Bank Corp. Taxes	
Municipal Courts		Other Miscellaneous Revenues	15,269.51	Added and Omitted Taxes	
PUBLIC SAFETY		Total	96,963.79	Total Taxes Levied - ABSTRACT	31,756.34
Fire Protection	100.00	Prior Years Surplus Appropriated	40,766.90	Total Taxes Billed	31,786.40
Police Protection	100.00	REVENUES TOTAL	137,735.69	1992 TAXES COLLECTED	31,786.40
Civil Defense & Disaster Control		Reserve For Uncollected Taxes		1992 Taxes Cancelled, Abated or Adjusted	
Environmental Inspection & Control		CAPITAL OUTLAY TOTAL		Transfer to Tax Title Liens or Foreclosed	
Other Public Safety		Public Enterprises		Balance Outstanding Dec. 31, 1992	
PUBLIC WORKS		Recreation-Culture		PRIOR YEARS TAXES OUTSTANDING	
Streets and Drainage	95,640.00	Public Works		Balance January 1, 1992	613.32
Sewers and Sewage Processing		Buildings and Grounds		Collected in 1992	
Gorbage and Trash Disposal		Library and Education		Cancelled, Aboted or Adjusted 1992	
Public Buildings and Grounds		Conservation		Transfers to Tax Title Liens or Foreclosed	
Other Public Works		All Other		Balance December 31, 1992	613.32
HEALTH and WELFARE		CAPITAL DEBT AUTHORIZED, DECEMBER 31, 1992			
Health Services Except Environmental		ISSUED AND UNISSUED	GROSS DEBT	NET DEBT	
Welfare-Public Assistance		School			
Hospital, Clinics, First Aid	100.00	Self-Liquidating			
Animal, Insect, & Rodent Control		Other			
Other Welfare Services		Total			
RECREATION and CONSERVATION		ISSUED AND OUTSTANDING			
Beaches and Boardwalks		School			
Parks, Playgrounds, Shade Trees		Self-Liquidating			
Land Reclamation & Conservation		Other			
Other Recreational Services		Total			
EDUCATION (excluding schools)		EQUALIZED VALUATION BASIS			
Libraries		FOR NET DEBT COMPUTATION	454,390		
Other Educational Services		REAL PROPERTY VALUATIONS			
STATUTORY EXPENDITURES		Code	Class	# of Parcels	% VAL'N
Pensions & F. L. C. A.	1,510.00	1	Vacant Land	2	
Employee Fringe Benefits		2	Residential		
Other Statutory Expenditures	51.73	3	Form		
CETA And Other Public Employment Programs		4a	Commercial		
MUNICIPAL FUNCTIONS TOTAL		4b	Industrial		
	119,351.78	4c	Apartments		
CAPITAL IMPROVEMENTS *MEMO*		Total	2		
DEBT SERVICE					
Principal Payments		Land Area	19.95	Sq. Miles	
Interest Payments		Net Valuation Taxable-Municipal	493,076		
DEFERRED CHARGES		Net Valuation Taxable-County	546,252		
SCHOOL, COUNTY, SPECIAL DISTRICT TAXES	3,756.34	State Equalized Valuation	538,466		
RESERVE FOR UNCOLLECTED TAXES		State Equalization Ratio	87.81		
EXPENDITURES TOTAL	123,103.12			ASSESSED VALUATION	399,000.00
				Cash Dec. 31, 1992	190,294.43
				Taxes Receivable	613.32
				Tax Title Liens	
				Foreclosed Property	
				Emergencies & Other Deferred Charges	
				State and Federal Aid Receivable	37,000.00
				Other Receivables	
				Total	227,907.75
				LIABILITIES, RESERVES, AND SURPLUS	
				Cash Liabilities	103,610.86
				Reserves for Receivables	613.32
				Surplus Dec. 31, 1992	123,693.57
				Total	227,907.75

0245

Population 1980 13,732
 Population 1990 14,536
 S & P Rating
 Moody Rating AAA

General Tax Rate Per \$100 2.18
 State Equalized Tax Rate 2.06

PALISADES PARK BOROUGH - BERGEN CO.

Form of Government:
Borough Council

Number of Members on Governing Body - 6

PER CAPITA:
 Gross Debt 437.83
 Net Debt 388.03
 Debt Service 61.27
 Total Tax Levy 1,286.75
 Municipal Expenditures 776.68

PER CENT:
 Gross Debt .66
 Net Debt .59
 Tax Levy Collected 94.36
 Tax Levy Cancelled, Abated or Adjusted .46

EXPENDITURES		REVENUES-REALIZED		1992 PROPERTY TAX	
GENERAL GOVERNMENT		REVENUES-REALIZED		STATE EQUALIZED TAX RATE	
Governing Body & Public Boards	1,000.00	1992 Property Taxes Collected	17,666,883.00	Local District Schaal Taxes	1.06
Municipal Clerk		1992 Payments in Lieu of Taxes		Regional & Consolidated School Tax	
Financial Administration	55,000.00	Delinquent Tax & Lien Collections	579,246.00	School Taxes in Municipal Budget	
Assessment of Taxes	33,700.00	Business Personalty Replacement Taxes	145,260.00	County Taxes	.28
Collection of Taxes	74,067.00	Taxes from Public Utilities	560,112.00	County Library Taxes	
Planning, Housing & Development	32,150.00	Other Miscellaneous Tax Revenues		Local Municipal Purpose Taxes	.74
Human Resources	103,236.00	State Aid Revenues	1,592,790.00	Veteran & Senior Citizen Taxes	
Elections		Federal Aid Revenues		Total Taxes for Rate Computation	2.06
General Administration (other)	688,344.00	State and Local Fiscal Assistance Act Utilized		Special District Taxes	
JUDICIARY		Sale of Acquired Property		Bank Corp. Taxes	
Municipal Courts	90,105.00	Other Miscellaneous Revenues	1,607,893.00	Added and Omitted Taxes	46,770.00
PUBLIC SAFETY		Total	22,152,194.00	Total Taxes Levied - ABSTRACT	18,704,269.29
Fire Protection	172,976.00	Prior Years Surplus Appropriated		Total Taxes Billed	18,722,435.00
Police Protection	1,972,496.00	REVENUES TOTAL	22,152,194.00	1992 TAXES COLLECTED	17,666,888.00
Civil Defense & Disaster Control	500.00	Reserve For Uncollected Taxes	1,030,231.00	1992 Taxes Cancelled, Abated or Adjusted	86,657.00
Environmental Inspection & Control	67,060.00	CAPITAL OUTLAY TOTAL	557,204.00	Transfer to Tax Title Liens or Foreclosed	23,422.00
Other Public Safety		Public Enterprises	5,430.00	Balance Outstanding Dec. 31, 1992	945,468.00
PUBLIC WORKS		Recreation-Culture		PRIOR YEARS TAXES OUTSTANDING	
Streets and Drainage	562,416.00	Public Works	334,245.00	Balance January 1, 1992	884,046.00
Sewers and Sewage Processing	1,205,761.00	Buildings and Grounds	217,529.00	Collected in 1992	570,429.00
Garbage and Trash Disposal	1,079,661.00	Library and Education		Cancelled, Abated or Adjusted 1992	
Public Buildings and Grounds	41,491.00	Conservation		Transfers to Tax Title Liens or Foreclosed	15,924.00
Other Public Works	45,666.00	All Other		Balance December 31, 1992	297,693.00
HEALTH and WELFARE		CAPITAL DEBT AUTHORIZED, DECEMBER 31, 1992		TAX TITLE LIENS OUTSTANDING	
Health Services Except Environmental	102,702.00	ISSUED AND UNISSUED		Balance January 1, 1992	47,593.00
Welfare-Public Assistance	22,750.00	School	210,000	Transfer From Taxes	43,931.00
Hospital, Clinics, First Aid		Self-Liquidating	1,376,796	Redeemed in 1992	8,817.00
Animal, Insect, & Rodent Control		Other	4,777,447	Cancelled, Abated or Adjusted (1992)	
Other Welfare Services		Total	6,364,243	Transfers to Foreclosed Property	
RECREATION and CONSERVATION		ISSUED AND OUTSTANDING		Balance December 31, 1992	92,707.00
Beaches and Boardwalks		School	210,000.00	PROPERTY ACQUIRED BY DEED OR FORECLOSURE	
Parks, Playgrounds, Shade Trees	6,000.00	Self-Liquidating	1,376,000.00	Balance January 1, 1992	16,948.00
Land Reclamation & Conservation	161,536.00	Other	3,145,000.00	Transfers From Taxes or Liens	
Other Recreational Services	108,826.00	Total	4,731,000.00	Sale for Cash (1992)	
EDUCATION (excluding schools)		EQUALIZED VALUATION BASIS		Cancelled, Abated or Adjusted (1992)	
Libraries	322,533.00	FOR NET DEBT COMPUTATION	961,669,223	Balance December 31, 1992	16,948.00
Other Educational Services		REAL PROPERTY VALUATIONS		CURRENT FINANCES DECEMBER 31, 1992	
STATUTORY EXPENDITURES		Code Class # of Parcels % VAL'N	ASSESSED VALUATION	ASSETS	
Pensions & F. I. C. A.	164,768.00	1 Vacant Land 94 2.20	18,870,500.00	Cosh Dec. 31, 1992	
Employee Fringe Benefits	587,149.00	2 Residential 2767 69.37	598,035,200.00	Taxes Receivable	
Other Statutory Expenditures		3 Farm		1,243,161.00	
CETA And Other Public Employment Programs		4a Commercial 204 10.51	90,776,600.00	Tax Title Liens	
MUNICIPAL FUNCTIONS TOTAL	7,701,893.00	4b Industrial 53 8.42	72,040,900.00	92,707.00	
CAPITAL IMPROVEMENTS *MEMO*	25,000.00	4c Apartments 80 8.91	76,237,000.00	Foreclosed Property	
DEBT SERVICE		Total 3198	855,960,200.00	16,948.00	
Principal Payments	475,000.00	Land Area 1.30 Sq. Miles		Emergencies & Other Deferred Charges	
Interest Payments	415,580.00	Net Valuation Taxable-Municipal	356,681,874	86,575.00	
DEFERRED CHARGES	1,667,093.00	Net Valuation Taxable-County	980,892,962	State and Federal Aid Receivable	
SCHOOL, COUNTY, SPECIAL DISTRICT TAXES	11,917,330.29	State Equalized Valuation	905,159,755	36,627.00	
RESERVE FOR UNCOLLECTED TAXES	1,030,231.00	State Equalization Ratio	94.64	Other Receivables	
EXPENDITURES TOTAL	23,207,127.29			163,527.00	
				Total	
				2,705,152.00	
				LIABILITIES, RESERVES, AND SURPLUS	
				Cash Liabilities	
				798,164.00	
				Reserves for Receivables	
				1,506,343.00	
				Surplus Dec. 31, 1992	
				410,645.00	
				Total	
				2,705,152.00	

0327

Population 1980 7,085
 Population 1990 7,056
 S & P Rating
 Moody Rating 3AA1

General Tax Rate Per \$100. 4.00
 State Equalized Tax Rate 2.19

PALMYRA BOROUGH - BURLINGTON CO.

Form of Government:
Borough Council

Number of Members on Governing Body - 6

PER CAPITA:

Gross Debt 761.00
 Net Debt 222.45
 Debt Service 25.92
 Total Tax Levy 896.34
 Municipal Expenditures 473.60

PER CENT:

Gross Debt 1.92
 Net Debt .56
 Tax Levy Collected 94.29
 Tax Levy Cancelled, Abated or Adjusted

EXPENDITURES		REVENUES-REALIZED		1992 PROPERTY TAX	
GENERAL GOVERNMENT		REVENUES-REALIZED		STATE EQUALIZED TAX RATE	
Governing Body & Public Boards		1992 Property Taxes Collected	5,950,719.08	Local District School Taxes	1.11
Municipal Clerk		1992 Payments in Lieu of Taxes	34,238.43	Regional & Consolidated School Tax	
Financial Administration	15,550.00	Delinquent Tax & Lien Collections	233,118.28	School Taxes in Municipal Budget	
Assessment of Taxes	75,425.00	Business Personalty Replacement Taxes	51,529.32	County Taxes	.55
Collection of Taxes	9,784.00	Taxes from Public Utilities	367,984.66	County Library Taxes	.03
Planning, Housing & Development	14,728.32	Other Miscellaneous Tax Revenues		Local Municipal Purpose Taxes	.51
Human Resources	32,402.00	State Aid Revenues	367,360.19	Veteran & Senior Citizen Taxes	
Elections		Federal Aid Revenues		Total Taxes for Rate Computation	2.20
General Administration (other)	699,445.39	State and Local Fiscal Assistance Act Utilized		Special District Taxes	
JUDICIARY		Sale of Acquired Property	10,122.32	Bank Corp. Taxes	
Municipal Courts	74,425.25	Other Miscellaneous Revenues	352,079.85	Added and Omitted Taxes	
PUBLIC SAFETY		Total	7,367,151.14	Total Taxes Levied - ABSTRACT	
Fire Protection	115,089.20	Prior Years Surplus Appropriated	550,000.00	Total Taxes Billed	6,311,029.20
Police Protection	809,758.60	REVENUES TOTAL	7,917,151.14	1992 TAXES COLLECTED	5,950,719.08
Civil Defense & Disaster Control	700.00	Reserve For Uncollected Taxes	431,037.80	1992 Taxes Cancelled, Abated or Adjusted	280.36
Environmental Inspection & Control		CAPITAL OUTLAY TOTAL	625,136.38	Transfer to Tax Title Liens or Foreclosed	65,560.00
Other Public Safety		Public Enterprises	7,200.70	Balance Outstanding Dec. 31, 1992	294,469.56
PUBLIC WORKS		Recreation-Culture	4,672.50	PRIOR YEARS TAXES OUTSTANDING	
Streets and Drainage	208,420.37	Public Works	212,388.18	Balance January 1, 1992	249,393.42
Sewers and Sewage Processing		Buildings and Grounds	400,875.00	Collected in 1992	229,549.78
Garbage and Trash Disposal	359,790.14	Library and Education		Cancelled, Abated or Adjusted 1992	2,877.44
Public Buildings and Grounds	20,500.00	Conservation		Transfers to Tax Title Liens or Foreclosed	8,777.55
Other Public Works	72,375.00	All Other		Balance December 31, 1992	8,188.65
HEALTH and WELFARE		CAPITAL DEBT AUTHORIZED, DECEMBER 31, 1992		TAX TITLE LIENS OUTSTANDING	
Health Services Except Environmental	840.32	ISSUED AND UNISSUED		Balance January 1, 1992	123,032.29
Welfare-Public Assistance	10,500.00	School		Transfer From Taxes	76,546.88
Hospital, Clinics, First Aid		Self-Liquidating	3,800,000	Redeemed in 1992	3,568.50
Animal, Insect, & Rodent Control		Other	1,569,600	Cancelled, Abated or Adjusted (1992)	
Other Welfare Services		Total	5,369,600	Transfers to Foreclosed Property	
RECREATION and CONSERVATION		ISSUED AND OUTSTANDING		Balance December 31, 1992	196,010.67
Beaches and Boardwalks		School		PROPERTY ACQUIRED BY DEED OR FORECLOSURE	
Parks, Playgrounds, Shade Trees	21,750.00	Self-Liquidating	3,800,000.00	Balance January 1, 1992	26,750.00
Land Reclamation & Conservation	1,368.32	Other	1,562,000.00	Transfers From Taxes or Liens	
Other Recreational Services	5,000.00	Total	5,362,000.00	Sale for Cash (1992)	10,122.32
EDUCATION (excluding schools)		EQUALIZED VALUATION BASIS FOR NET DEBT COMPUTATION	279,312,098	Cancelled, Abated or Adjusted (1992)	8,127.68
Libraries	2,000.00	REAL PROPERTY VALUATIONS		Balance December 31, 1992	8,500.00
Other Educational Services	5,000.00	Code Class # of Parcels % VAL'N ASSESSED VALUATION		CURRENT FINANCES DECEMBER 31, 1992 ASSETS	
STATUTORY EXPENDITURES		1 Vacant Land 164 1.84 2,893,350.00		Cash Dec. 31, 1992	1,402,273.26
Pensions & F. L. C. A.	157,137.00	2 Residential 2433 79.99 125,558,500.00		Taxes Receivable	302,658.21
Employee Fringe Benefits		3 Farm		Tax Title Liens	196,010.67
Other Statutory Expenditures	800.00	4a Commercial 119 8.31 13,049,900.00		Foreclosed Property	8,500.00
CETA And Other Public Employment Programs		4b Industrial 27 3.31 5,199,400.00		Emergencies & Other Deferred Charges	56,000.00
MUNICIPAL FUNCTIONS TOTAL	2,712,738.91	4c Apartments 90 6.54 10,263,200.00		State and Federal Aid Receivable	17,586.52
CAPITAL IMPROVEMENTS *MEMO*	8,000.00	Total 2933 156,969,350.00		Other Receivables	475,912.94
DEBT SERVICE		Land Area 1.92 Sq. Miles		Total	2,468,941.60
Principal Payments	75,000.00	Net Valuation Taxable-Municipal	157,496,398	LIABILITIES, RESERVES, AND SURPLUS	
Interest Payments	107,912.45	Net Valuation Taxable-County	286,583,649	Cash Liabilities	888,574.42
DEFERRED CHARGES	15,003.36	State Equalized Valuation	286,602,543	Reserves for Receivables	93,081.92
SCHOOL, COUNTY, SPECIAL DISTRICT TAXES	4,942,649.18	State Equalization Ratio	54.87	Surplus Dec. 31, 1992	597,285.36
RESERVE FOR UNCOLLECTED TAXES	431,037.80			Total	2,468,941.50
EXPENDITURES TOTAL	8,134,391.70				

0246

Population 1980 26,474
 Population 1990 25,067
 S & P Rating
 Moody Rating AA

General Tax Rate Per \$100 1.84
 State Equalized Tax Rate 1.52

PARAMUS BOROUGH - BERGEN COUNTY
 Form of Government
Borough Council
 Number of Members on Governing Body - 6

PER CAPITA:
 Gross Debt 975.55
 Net Debt 581.23
 Debt Service 83.23
 Total Tax Levy 2,215.91
 Municipal Expenditures 1,061.76

PER CENT:
 Gross Debt .64
 Net Debt .38
 Tax Levy Collected 96.76
 Tax Levy Cancelled, Abated or Adjusted 1.96

EXPENDITURES	REVENUES-REALIZED	1992 PROPERTY TAX
GENERAL GOVERNMENT		STATE EQUALIZED TAX RATE
Governing Body & Public Boards 51,700.00	1992 Property Taxes Collected 53,764,305.85	Local District School Taxes .81 29,808,582.95
Municipal Clerk 162,620.00	1992 Payments in Lieu of Taxes	Regional & Consolidated School Tax
Financial Administration 272,206.40	Delinquent Tax & Lien Collections 1,084,718.11	School Taxes in Municipal Budget
Assessment of Taxes 315,860.00	Business Personalty Replacement Taxes 1,237,719.44	County Taxes .27 9,891,788.93
Collection of Taxes 97,060.00	Taxes from Public Utilities 2,606,665.00	County Library Taxes
Planning, Housing & Development 138,821.00	Other Miscellaneous Tax Revenues	Local Municipal Purpose Taxes .43 15,797,947.65
Human Resources 149,738.00	State Aid Revenues 1,662,162.69	Veteran & Senior Citizen Taxes 249,850.00
Elections	Federal Aid Revenues	Total Taxes for Rate Computation 1.51 55,738,169.53
General Administration (other) 1,132,004.27	State and Local Fiscal Assistance Act Utilized	Special District Taxes
JUDICIARY	State of Acquired Property	Bank Corp. Taxes
Municipal Courts 279,613.25	Other Miscellaneous Revenues	Added and Omitted Taxes 57,845.31
PUBLIC SAFETY	Total 2,821,661.27	Total Taxes Levied - ABSTRACT 55,546,164.84
Fire Protection 945,148.10	Prior Years Surplus Appropriated 2,360,000.00	Total Taxes Billed 55,565,059.98
Police Protection 7,211,435.00	REVENUES TOTAL 55,537,032.36	1992 TAXES COLLECTED 53,764,305.85
Civil Defense & Disaster Control 36,100.00	Reserve For Uncollected Taxes 2,048,548.04	1992 Taxes Cancelled, Abated or Adjusted 1,090,007.41
Environmental Inspection & Control 452,200.00	CAPITAL OUTLAY TOTAL 1,315,715.35	Transfer to Tax Title Liens or Foreclosed 10,200.96
Other Public Safety	Public Enterprises	Balance Outstanding Dec. 31, 1992 700,545.76
PUBLIC WORKS	Recreation-Culture	PRIOR YEARS TAXES OUTSTANDING
Streets and Drainage 956,560.00	Public Works 922,438.81	Balance January 1, 1992 1,072,265.61
Sewers and Sewage Processing 2,373,040.00	Buildings and Grounds 393,276.54	Collected in 1992 1,066,181.75
Garbage and Trash Disposal 214,620.00	Library and Education	Cancelled, Abated or Adjusted 1992
Public Buildings and Grounds 876,000.00	Conservation	Transfers to Tax Title Liens or Foreclosed
Other Public Works	All Other	Balance December 31, 1992 6,083.86
HEALTH and WELFARE	CAPITAL DEBT AUTHORIZED, DECEMBER 31, 1992	TAX TITLE LIENS OUTSTANDING
Health Services Except Environmental 346,736.00	ISSUED AND UNISSUED GROSS DEBT NET DEBT	Balance January 1, 1992 34,048.42
Welfare-Public Assistance 62,000.00	School 4,380,000	Transfer From Taxes 10,200.96
Hospital, Clinics, First Aid 2,000.00	Self-Liquidating 6,771,000 1,368,618	Redeemed in 1992 18,536.36
Animal, Insect, & Rodent Control 16,991.97	Other 13,303,029 13,201,061	Cancelled, Abated or Adjusted (1992)
Other Welfare Services	Total 24,454,029 14,569,679	Transfers to Foreclosed Property
RECREATION and CONSERVATION	ISSUED AND OUTSTANDING	Balance December 31, 1992 25,713.02
Beaches and Boardwalks	School 4,380,000.00	PROPERTY ACQUIRED BY DEED OR FORECLOSURE
Parks, Playgrounds, Shade Trees 672,750.00	Self-Liquidating 4,412,330.00	Balance January 1, 1992 23,978.00
Land Reclamation & Conservation 356,065.51	Other 12,131,250.00	Transfers From Taxes or Liens
Other Recreational Services 270,990.00	Total 20,923,580.00	Sale for Cash (1992)
EDUCATION (excluding schools)	EQUALIZED VALUATION BASIS FOR NET DEBT COMPUTATION 3,829,992,453	Cancelled, Abated or Adjusted (1992)
Libraries 1,363,182.00	REAL PROPERTY VALUATIONS	Balance December 31, 1992 23,978.00
Other Educational Services	Code Class # of Parcels % VAL'N ASSESSED VALUATION	CURRENT FINANCES DECEMBER 31, 1992
STATUTORY EXPENDITURES	1 Vacant Land 289 1.49 44,976,600.00	ASSETS
Pensions & F. L. C. A. 1,871,841.00	2 Residential 7491 51.17 1,547,063,200.00	Cash Dec. 31, 1992 8,161,132.20
Employee Fringe Benefits 1,714,000.00	3 Farm 13 .03 1,047,000.00	Taxes Receivable 706,629.62
Other Statutory Expenditures	4a Commercial 425 43.43 1,312,947,600.00	Tax Title Liens 25,713.02
CETA And Other Public Employment Programs	4b Industrial 39 3.88 117,209,300.00	Foreclosed Property 23,978.00
MUNICIPAL FUNCTIONS TOTAL 22,341,232.50	4c Apartments	Emergencies & Other Deferred Charges 43,490.02
CAPITAL IMPROVEMENTS *MEMO* 50,000.00	Total 8257 3,023,243,700.00	State and Federal Aid Receivable 7,861.19
DEBT SERVICE	Land Area 10.35 Sq. Miles	Other Receivables 183,360.29
Principal Payments 1,300,000.00	Net Valuation Taxable-Municipal 3,030,275,254	Total 9,152,164.34
Interest Payments 787,504.75	Net Valuation Taxable-County 3,817,211,748	LIABILITIES, RESERVES, AND SURPLUS
DEFERRED CHARGES 137,720.30	State Equalized Valuation 3,677,352,909	Cash Liabilities 3,648,997.40
SCHOOL, COUNTY, SPECIAL DISTRICT TAXES 39,700,371.83	State Equalization Ratio 82.37	Reserves for Receivables 939,680.93
RESERVE FOR UNCOLLECTED TAXES 2,048,548.04		Surplus Dec. 31, 1992 4,563,486.01
EXPENDITURES TOTAL 66,315,427.47		Total 9,152,164.34

0247

Population 1980 **8,515**
 Population 1990 **8,102**
 S & P Rating
 Moody Rating **A1**

General Tax Rate Per \$100. **1.86**
 State Equalized Tax Rate **1.37**

PARK RIDGE BOROUGH - BERGEN COUNTY
 Form of Government:
Borough Council
 Number of Members on Governing Body - 6

PER CAPITA: PER CENT:
 Gross Debt **1,611.00** Gross Debt **1.59**
 Net Debt **843.14** Net Debt **.82**
 Debt Service **120.16** Tax Levy Collected **98.53**
 Total Tax Levy **1,919.19** Tax Levy Cancelled, Abated or Adjusted **.14**
 Municipal Expenditures **850.04**

EXPENDITURES		REVENUES-REALIZED		1992 PROPERTY TAX	
GENERAL GOVERNMENT		REVENUES-REALIZED		STATE EQUALIZED TAX RATE	
Governing Body & Public Boards	12,000.00	1992 Property Taxes Collected	15,400,219.46	Local District School Taxes	1.06 8,647,316.50
Municipal Clerk		1992 Payments in Lieu of Taxes	300,000.00	Regional & Consolidated School Tax	
Financial Administration	16,500.00	Delinquent Tax & Lien Collections	269,065.02	School Taxes in Municipal Budget	
Assessment of Taxes	45,900.00	Business Personalty Replacement Taxes	84,358.96	County Taxes	.26 2,131,635.16
Collection of Taxes	128,549.00	Taxes from Public Utilities	250,584.72	County Library Taxes	
Planning, Housing & Development	73,442.00	Other Miscellaneous Tax Revenues		Local Municipal Purpose Taxes	.56 4,712,648.10
Human Resources	84,585.00	State Aid Revenues	394,185.26	Veteran & Senior Citizen Taxes	48,900.00
Elections		Federal Aid Revenues		Total Taxes for Rate Computation	1.86 15,540,499.76
General Administration (other)	484,208.60	State and Local Fiscal Assistance Act Utilized		Special District Taxes	
JUDICIARY		Sale of Acquired Property		Bank Corp. Taxes	
Municipal Courts	70,836.00	Other Miscellaneous Revenues	1,088,191.47	Added and Omitted Taxes	57,677.82
PUBLIC SAFETY		Total	17,786,604.89	Total Taxes Levied - ABSTRACT	15,549,277.58
Fire Protection	113,723.00	Prior Years Surplus Appropriated	200,000.00	Total Taxes Billed	15,629,230.62
Police Protection	1,408,710.00	REVENUES TOTAL	17,986,604.89	1992 TAXES COLLECTED	15,400,219.46
Civil Defense & Disaster Control	2,800.00	Reserve For Uncollected Taxes	397,321.10	1992 Taxes Cancelled, Abated or Adjusted	24,838.52
Environmental Inspection & Control	52,236.00	CAPITAL OUTLAY TOTAL		Transfer to Tax Title Liens or Foreclosed	
Other Public Safety	200.00	Public Enterprises	212,066.10	Balance Outstanding Dec. 31, 1992	204,172.63
PUBLIC WORKS		Recreation-Culture	7,081.69	PRIOR YEARS TAXES OUTSTANDING	
Streets and Drainage	372,344.00	Public Works	406,552.81	Balance January 1, 1992	210,999.88
Sewers and Sewage Processing	755,299.00	Buildings and Grounds	87,662.49	Collected in 1992	208,502.49
Garbage and Trash Disposal	775,000.00	Library and Education	28,855.47	Cancelled, Abated or Adjusted 1992	114.40
Public Buildings and Grounds	91,873.00	Conservation		Transfers to Tax Title Liens or Foreclosed	
Other Public Works	166,645.00	All Other		Balance December 31, 1992	2,383.00
HEALTH and WELFARE		CAPITAL DEBT AUTHORIZED, DECEMBER 31, 1992		TAX TITLE LIENS OUTSTANDING	
Health Services Except Environmental	55,249.00	ISSUED AND UNISSUED	GROSS DEBT	NET DEBT	
Welfare-Public Assistance	2,550.00	School	579,000	Balance January 1, 1992	60,562.54
Hospital, Clinics, First Aid	300.00	Self-Liquidating	4,342,214	Transfer From Taxes	
Animal, Insect, & Radent Control		Other	8,131,113	Redeemed in 1992	60,562.54
Other Welfare Services		Total	13,052,323	Cancelled, Abated or Adjusted (1992)	
RECREATION and CONSERVATION		ISSUED AND OUTSTANDING		Transfers to Foreclosed Property	
Beaches and Boardwalks		School	579,000.00	Balance December 31, 1992	
Parks, Playgrounds, Shade Trees	6,000.00	Self-Liquidating	2,807,000.00	PROPERTY ACQUIRED BY DEED OR FORECLOSURE	
Land Reclamation & Conservation	79,278.00	Other	7,872,000.00	Balance January 1, 1992	104,800.00
Other Recreational Services	32,650.00	Total	11,258,000.00	Transfers From Taxes or Liens	
EDUCATION (excluding schools)		EQUALIZED VALUATION BASIS FOR NET DEBT COMPUTATION		Sale for Cash (1992)	
Libraries	273,549.00	REAL PROPERTY VALUATIONS		Cancelled, Abated or Adjusted (1992)	
Other Educational Services	300.00	Code	Class	# of Parcels	% VAL'N
STATUTORY EXPENDITURES		ASSESSED VALUATION		Balance December 31, 1992	104,800.00
Pensions & F. L. C. A.	108,000.00	1	Vacant Land	245	2.84
Employee Fringe Benefits	290,350.00	2	Residential	2664	76.34
Other Statutory Expenditures		3	Farm		
CETA And Other Public Employment Programs		4a	Commercial	94	19.39
MUNICIPAL FUNCTIONS TOTAL	5,504,126.60	4b	Industrial	6	.64
CAPITAL IMPROVEMENTS *MEMO*	28,500.00	4c	Apartments	9	1.09
DEBT SERVICE		Total		3018	
Principal Payments	582,010.00	Land Area		2.58	Sq. Miles
Interest Payments	391,541.52	Net Valuation Taxable-Municipal		837,180,258	
DEFERRED CHARGES		Net Valuation Taxable-County		831,238,582	
SCHOOL, COUNTY, SPECIAL DISTRICT TAXES	10,778,931.66	State Equalized Valuation		834,634,961	
RESERVE FOR UNCOLLECTED TAXES	397,321.10	State Equalization Ratio		100.30	
EXPENDITURES TOTAL	17,665,950.88	Current Finances December 31, 1992		ASSETS	
				Cash Dec. 31, 1992	1,015,960.18
				Taxes Receivable	206,555.63
				Tax Title Liens	
				Foreclosed Property	104,800.00
				Emergencies & Other Deferred Charges	27,760.00
				State and Federal Aid Receivable	28,593.00
				Other Receivables	3,778.20
				Total	1,387,447.01
				LIABILITIES, RESERVES, AND SURPLUS	
				Cash Liabilities	482,483.28
				Reserves for Receivables	315,133.83
				Surplus Dec. 31, 1992	589,829.90
				Total	1,397,447.01

1429

Population 1980 49,868
 Population 1990 48,478
 S & P Rating AA
 Moody Rating AA

General Tax Rate Per \$100 3.48
 State Equalized Tax Rate 1.90

PARSIPPANY-TROY HILLS TWP. - MORRIS CO.
 Form of Government:
 Mayor-Council Plan E (OMCL 50)
 Number of Members on Governing Body - 5

PER CAPITA:
 Gross Debt 3,028.61
 Net Debt 1,840.24
 Debt Service 139.90
 Total Tax Levy 1,762.63
 Municipal Expenditures 732.97

PER CENT:
 Gross Debt 3.21
 Net Debt 1.95
 Tax Levy Collected 97.29
 Tax Levy Cancelled, Abated or Adjusted .62

EXPENDITURES		REVENUES-REALIZED		1992 PROPERTY TAX		
GENERAL GOVERNMENT				STATE EQUALIZED TAX RATE		
Governing Body & Public Boards		1992 Property Taxes Collected	84,670,095.68	Local District School Taxes	1.14	
Municipal Clerk		1992 Payments in Lieu of Taxes	111,600.00	Regional & Consolidated School Tax		
Financial Administration	492,313.00	Delinquent Tax & Lien Collections	3,357,103.34	School Taxes in Municipal Budget		
Assessment of Taxes	700,000.00	Business Personalty Replacement Taxes	487,669.84	County Taxes	.29	
Collection of Taxes		Taxes from Public Utilities	2,447,350.00	County Library Taxes		
Planning, Housing & Development	169,111.00	Other Miscellaneous Tax Revenues	1,453,539.78	Local Municipal Purpose Taxes	.46	
Human Resources	282,111.00	State Aid Revenues	2,014,649.53	Veteran & Senior Citizen Taxes		
Elections		Federal Aid Revenues		Total Taxes for Rate Computation	1.89	
General Administration (other)	3,443,278.10	State and Local Fiscal Assistance Act Utilized		Special District Taxes		
JUDICIARY		Other Miscellaneous Revenues		Bank Corp. Taxes		
Municipal Courts	317,337.75	Total	103,294,559.49	Added and Omitted Taxes	752,919.28	
PUBLIC SAFETY		Prior Years Surplus Appropriated		Total Taxes Levied - ABSTRACT	85,448,554.27	
Fire Protection	179,627.00	REVENUES TOTAL	103,294,559.49	Total Taxes Billed	87,030,478.83	
Police Protection	7,647,984.67	Reserve For Uncollected Taxes	3,207,000.00	1992 TAXES COLLECTED	84,670,095.69	
Civil Defense & Disaster Control	28,031.00	CAPITAL OUTLAY	TOTAL	1992 Taxes Cancelled, Abated or Adjusted	538,215.03	
Environmental Inspection & Control	933,701.47	Total	9,702,853.08	Transfer to Tax Title Liens or Foreclosed	254,110.21	
Other Public Safety		Public Enterprises	1,161,226.86	Balance Outstanding Dec. 31, 1992	1,568,057.91	
PUBLIC WORKS		Recreation-Culture	51,191.49	PRIOR YEARS TAXES OUTSTANDING		
Streets and Drainage	883,768.00	Public Works	2,171,412.10	Balance January 1, 1992	3,310,186.43	
Sewers and Sewage Processing		Buildings and Grounds	6,319,022.63	Collected in 1992	3,237,681.98	
Garbage and Trash Disposal	4,103,449.00	Library and Education		Cancelled, Abated or Adjusted 1992	43,000.22	
Public Buildings and Grounds	546,587.72	Conservation		Transfers to Tax Title Liens or Foreclosed	22,514.83	
Other Public Works	1,577,311.00	All Other		Balance December 31, 1992	6,989.45	
HEALTH and WELFARE		CAPITAL DEBT AUTHORIZED, DECEMBER 31, 1992		TAX TITLE LIENS OUTSTANDING		
Health Services Except Environmental	583,699.00	ISSUED AND UNISSUED		Balance January 1, 1992	768,550.55	
Welfare-Public Assistance		GROSS DEBT		Transfer From Taxes	279,756.50	
Hospital, Clinics, First Aid		NET DEBT		Redeemed in 1992	119,421.36	
Animal, Insect, & Rodent Control	65,000.00	School	12,093,676	Cancelled, Abated or Adjusted (1992)		
Other Welfare Services		Self-Liquidating	69,697,969	Transfers to Foreclosed Property		
RECREATION and CONSERVATION		Other	77,122,928	Balance December 31, 1992	928,885.69	
Beaches and Boardwalks		Total	146,820,897	PROPERTY ACQUIRED BY DEED OR FORECLOSURE		
Parks, Playgrounds, Shade Trees	1,101,611.00	ISSUED AND OUTSTANDING		Balance January 1, 1992	1,452,800.00	
Land Reclamation & Conservation		School		Transfers From Taxes or Liens		
Other Recreational Services	395,788.00	Self-Liquidating	53,270,000.00	Sale for Cash (1992)		
EDUCATION (excluding schools)		Other	66,712,628.90	Cancelled, Abated or Adjusted (1992)	10,000.00	
Libraries	1,504,746.00	Total	119,982,628.90	Balance December 31, 1992	1,442,800.00	
Other Educational Services		EQUALIZED VALUATION BASIS FOR NET DEBT COMPUTATION	6,568,950,120	CURRENT FINANCES DECEMBER 31, 1992		
STATUTORY EXPENDITURES		REAL PROPERTY VALUATIONS		ASSETS		
Pensions & F. L. C. A.	550,919.31	Code	Class	# of Parcels	% VAL'N	ASSESSED VALUATION
Employee Fringe Benefits		1	Vacant Land	779	2.02	48,974,400.00
Other Statutory Expenditures		2	Residential	11544	44.54	1,080,599,600.00
CETA And Other Public Employment Programs	25,506,424.02	3	Farm	8	.02	509,400.00
MUNICIPAL FUNCTIONS TOTAL	2,077,709.00	4a	Commercial	563	40.82	990,399,900.00
CAPITAL IMPROVEMENTS *MEMO*		4b	Industrial	54	5.19	125,900,300.00
DEBT SERVICE		4c	Apartments	32	7.41	179,765,300.00
Principal Payments	3,017,011.04	Total	12980			2,425,148,900.00
Interest Payments	3,765,240.53	Land Area	24.30	Sq. Miles		
DEFERRED CHARGES	37,129.96	Net Valuation Taxable-Municipal				2,438,117,730
SCHOOL, COUNTY, SPECIAL DISTRICT TAXES	64,052,861.31	Net Valuation Taxable-County				4,483,763,606
RESERVE FOR UNCOLLECTED TAXES	3,207,000.00	State Equalized Valuation				4,460,353,363
EXPENDITURES TOTAL	99,585,666.86	State Equalization Ratio				54.54
						LIABILITIES, RESERVES, AND SURPLUS
						Cash Liabilities
						5,726,082.46
						Reserves for Receivables
						4,621,910.73
						Surplus Dec. 31, 1992
						5,363,143.88
						Total
						15,711,137.07

1607

Population 1980 52,463
Population 1990 58,041
S & P Rating A
Moody Rating AAA

General Tax Rate Per \$100. 3.09
State Equalized Tax Rate 3.16

PASSAIC CITY - PASSAIC COUNTY
Form of Government:
Mayor-Council Plan B (OMCL 50)
Number of Members on Governing Body - 7

PER CAPITA: Gross Debt 1,040.98 Net Debt 470.37 Debt Service 19.94 Total Tax Levy 755.59 Municipal Expenditures 768.49
PER CENT: Gross Debt 4.42 Net Debt 2.00 Tax Levy Collected 89.89 Tax Levy Cancelled, Abated or Adjusted .40

Table with columns: EXPENDITURES, REVENUES-REALIZED, CAPITAL OUTLAY, CAPITAL DEBT AUTHORIZED, EQUALIZED VALUATION BASIS, 1992 PROPERTY TAX, and PRIOR YEARS TAXES OUTSTANDING. Includes sub-sections like GENERAL GOVERNMENT, PUBLIC SAFETY, HEALTH and WELFARE, and detailed financial data.

1430
 Population 1980 7,275
 Population 1990 7,826
 S & P Rating
 Moody Rating A1

General Tax Rate Per \$100. 2.79
 State Equalized Tax Rate 1.95

LONG HILL TOWNSHIP - MORRIS COUNTY
 Form of Government:
 Township Committee
 Number of Members on Governing Body - 5

PER CAPITA:
 Gross Debt 2,489.20
 Net Debt 2,054.18
 Debt Service 181.73
 Total Tax Levy 1,731.42
 Municipal Expenditures 920.09

PER CENT:
 Gross Debt 2.79
 Net Debt 2.30
 Tax Levy Collected 96.72
 Tax Levy Cancelled, Abated or Adjusted .20

EXPENDITURES		REVENUES-REALIZED		1992 PROPERTY TAX	
GENERAL GOVERNMENT				STATE EQUALIZED TAX RATE	
Governing Body & Public Boards		1992 Property Taxes Collected	13,126,019.11	Local District School Taxes	.80 5,506,620.00
Municipal Clerk		1992 Payments in Lieu of Taxes	1,572.52	Regional & Consolidated School Tax	.31 2,156,906.00
Financial Administration	102,790.00	Delinquent Tax & Lien Collections	415,795.98	School Taxes in Municipal Budget	
Assessment of Taxes	23,500.00	Business Personalty Replacement Taxes	107,170.96	County Taxes	.30 2,097,995.42
Collection of Taxes	50,600.00	Taxes from Public Utilities	1,281,834.00	County Library Taxes	
Planning, Housing & Development	97,636.00	Other Miscellaneous Tax Revenues		Local Municipal Purpose Taxes	.54 3,722,568.04
Human Resources	65,610.00	State Aid Revenues	297,177.47	Veteran & Senior Citizen Taxes	57,850.00
Elections		Federal Aid Revenues		Total Taxes far Rate Computation	1.95 13,541,939.46
General Administration (other)	800,981.20	State and Local Fiscal Assistance Act Utilized		Special District Taxes	
JUDICIARY		Sale of Acquired Property		Bank Corp. Taxes	
Municipal Courts	51,700.99	Other Miscellaneous Revenues	1,334,599.58	Added and Omitted Taxes	66,031.89
PUBLIC SAFETY		Total	16,565,170.62	Total Taxes Levied - ABSTRACT	13,550,121.35
Fire Protection	159,590.18	Prior Years Surplus Appropriated	750,000.00	Total Taxes Billed	13,570,750.38
Police Protection	1,248,337.50	REVENUES TOTAL	17,315,170.62	1992 TAXES COLLECTED	13,126,019.11
Civil Defense & Disaster Control	6,000.00	Reserve For Uncollected Taxes	675,299.01	1992 Taxes Cancelled, Abated or Adjusted	26,689.62
Environmental Inspection & Control	71,638.50	CAPITAL OUTLAY TOTAL	4,251,565.35	Transfer to Tax Title Liens or Foreclosed	20,260.98
Other Public Safety		Public Enterprises		Balance Outstanding Dec. 31, 1992	397,780.67
PUBLIC WORKS		Recreation-Culture		PRIOR YEARS TAXES OUTSTANDING	
Streets and Drainage	596,473.50	Public Works	3,438,651.69	Balance January 1, 1992	423,776.30
Sewers and Sewage Processing	449,110.00	Buildings and Grounds	812,913.66	Collected in 1992	363,328.38
Gorbage and Trash Disposal	713,886.84	Library and Education		Cancelled, Abated or Adjusted 1992	
Public Buildings and Grounds	31,000.00	Conservation		Transfers to Tax Title Liens or Foreclosed	2,964.44
Other Public Works	6,000.00	All Other		Balance December 31, 1992	57,483.48
HEALTH and WELFARE		CAPITAL DEBT AUTHORIZED, DECEMBER 31, 1992		TAX TITLE LIENS OUTSTANDING	
Health Services Except Environmental	36,557.00	ISSUED AND UNISSUED		Balance January 1, 1992	88,923.18
Welfare-Public Assistance	8,100.00	School	3,404,435	Transfer From Taxes	22,651.35
Hospital, Clinics, First Aid		Self-Liquidating		Redeemed in 1992	53,468.60
Animal, Insect, & Rodent Control	2,658.00	Other	16,076,033	Cancelled, Abated or Adjusted (1992)	
Other Welfare Services		Total	19,480,469	Transfers to Foreclosed Property	
RECREATION and CONSERVATION		ISSUED AND OUTSTANDING		Balance December 31, 1992	58,105.93
Beaches and Boardwalks		School	3,404,435.57	PROPERTY ACQUIRED BY DEED OR FORECLOSURE	
Parks, Playgrounds, Shade Trees	15,700.00	Self-Liquidating		Balance January 1, 1992	206,425.00
Land Reclamation & Conservation	8,942.48	Other	16,068,481.56	Transfers From Taxes or Liens	
Other Recreational Services	81,998.10	Total	19,472,917.13	Sale for Cash (1992)	
EDUCATION (excluding schools)		EQUALIZED VALUATION BASIS		Cancelled, Abated or Adjusted (1992)	
Libraries	226,279.75	FOR NET DEBT COMPUTATION	697,587,395	Balance December 31, 1992	206,425.00
Other Educational Services		REAL PROPERTY VALUATIONS		CURRENT FINANCES DECEMBER 31, 1992	
STATUTORY EXPENDITURES		Code Class # of Parcels % VAL'N	ASSESSED VALUATION	ASSETS	
Pensions & F. L. C. A.	217,640.82	1 Vacant Land 358 2.97	14,168,950.00	Cash Dec. 31, 1992	1,846,888.62
Employee Fringe Benefits	14,250.00	2 Residential 2555 87.11	415,896,675.00	Taxes Receivable	455,264.15
Other Statutory Expenditures		3 Farm 32 .33	1,583,800.00	Tax Title Liens	58,105.93
CETA And Other Public Employment Programs		4a Commercial 104 7.61	36,322,470.00	Foreclosed Property	206,425.00
MUNICIPAL FUNCTIONS TOTAL	5,086,980.86	4b Industrial 19 1.34	5,410,400.00	Emergencies & Other Deferred Charges	10,000.00
CAPITAL IMPROVEMENTS *MEMO*	85,000.00	4c Apartments 3 .64	3,049,900.00	State and Federal Aid Receivable	
DEBT SERVICE		Total 3071	477,432,195.00	Other Receivables	42,934.01
Principal Payments	681,892.36	Land Area 12.50 Sq. Miles		Total	2,619,617.71
Interest Payments	740,363.38	Net Valuation Taxable-Municipal	484,040,083	LIABILITIES, RESERVES, AND SURPLUS	
DEFERRED CHARGES	16,104.00	Net Valuation Taxable-County	709,742,305	Cash Liabilities	616,342.11
SCHOOL, COUNTY, SPECIAL DISTRICT TAXES	9,761,521.42	State Equalized Valuation	689,141,419	Reserves for Receivables	762,729.09
RESERVE FOR UNCOLLECTED TAXES	675,299.01	State Equalization Ratio	69.95	Surplus Dec. 31, 1992	1,240,046.51
EXPENDITURES TOTAL	16,962,161.03			Total	2,619,617.71

1635

Population 1980 137,970
 Population 1990 140,891
 S & P Rating BBB
 Moody Rating BAA1

General Tax Rate Per \$100. 15.11
 State Equalized Tax Rate 3.20

PATERSON CITY - PASSAIC COUNTY
 Form of Government:
Mayor-Council Plan D (OMCL 50)
 Number of Members on Governing Body - 9

PER CAPITA:
 Gross Debt 881.96
 Net Debt 578.92
 Debt Service 107.04
 Total Tax Levy 688.25
 Municipal Expenditures 813.28

PER CENT:
 Gross Debt 3.99
 Net Debt 2.62
 Tax Levy Collected 90.69
 Tax Levy Cancelled, Abated or Adjusted .33

EXPENDITURES	REVENUES-REALIZED	1992 PROPERTY TAX
GENERAL GOVERNMENT		STATE EQUALIZED TAX RATE
Governing Body & Public Boards 559,969.61	1992 Property Taxes Collected 84,498,806.70	Local District School Taxes 1.28 38,548,273.50
Municipal Clerk 180,107.42	1992 Payments in Lieu of Taxes 4,252,054.51	Regional & Consolidated School Tax
Financial Administration 1,755,944.60	Delinquent Tax & Lien Collections 6,873,955.58	School Taxes in Municipal Budget
Assessment of Taxes 229,320.65	Business Personalty Replacement Taxes 2,023,908.15	County Taxes .53 15,930,017.21
Collection of Taxes	Taxes from Public Utilities 5,015,866.00	County Library Taxes
Planning, Housing & Development 3,233,012.66	Other Miscellaneous Tax Revenues	Local Municipal Purpose Taxes 1.39 42,131,461.01
Human Resources 3,978,972.56	State Aid Revenues 43,855,215.63	Veteran & Senior Citizen Taxes 500,050.00
Elections 151,228.39	Federal Aid Revenues 712,866.00	Total Taxes for Rate Computation 3.20 97,109,801.72
General Administration (other) 12,393,532.84	State and Local Fiscal Assistance Act Utilized	Special District Taxes
JUDICIARY	Sale of Acquired Property	Bank Corp. Taxes
Municipal Courts 984,505.33	Other Miscellaneous Revenues 13,977,137.71	Added and Omitted Taxes 358,862.71
PUBLIC SAFETY	Total 161,209,810.28	Total Taxes Levied - ABSTRACT 96,968,614.43
Fire Protection 12,841,387.10	Prior Years Surplus Appropriated	Total Taxes Billed 93,187,690.45
Police Protection 17,323,239.09	REVENUES TOTAL 161,209,810.28	1992 TAXES COLLECTED 84,498,806.70
Civil Defense & Disaster Control 17,000.00	Reserve For Uncollected Taxes 7,370,307.25	1992 Taxes Cancelled, Abated or Adjusted 308,135.68
Environmental Inspection & Control	CAPITAL OUTLAY TOTAL 2,151,700.15	Transfer to Tax Title Liens or Foreclosed 4,147,054.38
Other Public Safety	Public Enterprises	Balance Outstanding Dec. 31, 1992 4,233,693.69
PUBLIC WORKS	Recreation-Culture	PRIOR YEARS TAXES OUTSTANDING
Streets and Drainage 3,970,151.46	Public Works 1,718,137.19	Balance January 1, 1992 7,689,903.96
Sewers and Sewage Processing 20,074,603.56	Buildings and Grounds 433,562.96	Collected in 1992 4,651,179.57
Garbage and Trash Disposal	Library and Education	Cancelled, Abated or Adjusted 1992 499,424.78
Public Buildings and Grounds 2,339,108.62	Conservation	Transfers to Tax Title Liens or Foreclosed 2,418,631.08
Other Public Works 1,237,732.68	All Other	Balance December 31, 1992 120,668.53
HEALTH and WELFARE	CAPITAL DEBT AUTHORIZED, DECEMBER 31, 1992	TAX TITLE LIENS OUTSTANDING
Health Services Except Environmental 3,398,910.99	ISSUED AND UNISSUED GROSS DEBT NET DEBT	Balance January 1, 1992 5,839,278.71
Welfare-Public Assistance 951,664.95	School 21,082,000	Transfer From Taxes 6,895,710.26
Hospital, Clinics, First Aid	Self-Liquidating 15,065,000	Redeemed in 1992 2,222,776.01
Animal, Insect, & Rodent Control 115,370.00	Other 88,112,570 81,564,685	Cancelled, Abated or Adjusted (1992) 10,723.98
Other Welfare Services 174,000.00	Total 124,259,570 81,564,685	Transfers to Foreclosed Property 220,760.44
RECREATION and CONSERVATION	ISSUED AND OUTSTANDING	Balance December 31, 1992 10,280,728.54
Beaches and Boardwalks	School 22,477,000.00	PROPERTY ACQUIRED BY DEED OR FIDUCIARY
Parks, Playgrounds, Shade Trees 520,902.95	Self-Liquidating 15,195,000.00	Balance January 1, 1992 840,745.00
Land Reclamation & Conservation 85,871.96	Other 82,250,315.00	Transfers From Taxes or Liens 238,575.51
Other Recreational Services 624,295.61	Total 119,922,315.00	Sale for Cash (1992)
EDUCATION (excluding schools)	EQUALIZED VALUATION BASIS FOR NET DEBT COMPUTATION 3,114,778,248	Cancelled, Abated or Adjusted (1992) 300,530.51
Libraries 1,210,970.00	REAL PROPERTY VALUATIONS	Balance December 31, 1992 778,790.00
Other Educational Services 137,033.57	Code Class # of Parcels % VAL'N ASSESSED VALUATION	CURRENT FINANCES DECEMBER 31, 1992 ASSETS
STATUTORY EXPENDITURES	1 Vacant Land 2447 1.75 11,107,697.00	Cash Dec. 31, 1992 11,363,702.55
Pensions & F. I. C. A. 3,587,042.44	2 Residential 17540 58.02 367,521,845.00	Taxes Receivable 4,354,362.22
Employee Fringe Benefits	3 Farm	Tax Title Liens 10,280,728.54
Other Statutory Expenditures 5,000.00	4a Commercial 2431 22.18 140,509,277.00	Foreclosed Property 778,790.00
CETA And Other Public Employment Programs	4b Industrial 451 10.35 68,709,813.00	Emergencies & Other Deferred Charges 644,089.78
MUNICIPAL FUNCTIONS TOTAL 92,079,978.94	4c Apartments 498 7.19 45,548,420.00	State and Federal Aid Receivable 4,847,917.58
CAPITAL IMPROVEMENTS *MEMO* 150,000.00	Total 23367 633,397,057.00	Other Receivables 904,182.00
DEBT SERVICE	Land Area 8.44 Sq. Miles	Total 33,173,772.67
Principal Payments 7,687,573.25	Net Valuation Taxable-Municipal 639,532,695	LIABILITIES, RESERVES, AND SURPLUS
Interest Payments 7,392,823.19	Net Valuation Taxable-County 3,302,648,854	Cash Liabilities 12,714,599.56
TYPE I SCHL DEBT *MEMO* 5,271,843.97	State Equalized Valuation 2,999,843,715	Reserves for Receivables 16,318,062.76
DEFERRED CHARGES 52,795.66	State Equalization Ratio 21.16	Surplus Dec. 31, 1992 4,141,110.35
SCHOOL, COUNTY, SPECIAL DISTRICT TAXES 54,478,290.71		Total 33,173,772.67
RESERVE FOR UNCOLLECTED TAXES 7,370,307.25		
EXPENDITURES TOTAL 169,061,770.00		

* ABOVE DEBT SERVICE INCLUDES TYPE I SCHOOL DEBT

0314

Population 1980 6,944
 Population 1990 6,577
 S & P Rating
 Moody Rating

General Tax Rate Per \$100. 2.80
 State Equalized Tax Rate 2.18

PAULSBORO BOROUGH - GLOUCESTER CO.
 Form of Government:
Borough Council
 Number of Members on Governing Body - 6

PER CAPITA: PER CENT:
 Gross Debt 203.91 Gross Debt .55
 Net Debt 163.18 Net Debt .46
 Debt Service 3.71 Tax Levy Collected 94.26
 Total Tax Levy 1,005.61 Tax Levy Cancelled, Abated
 Municipal Expenditures 674.92 or Adjusted .25

EXPENDITURES		REVENUES-REALIZED		1992 PROPERTY TAX	
GENERAL GOVERNMENT				STATE EQUALIZED TAX RATE	
Governing Body & Public Boards	16,500.00	1992 Property Taxes Collected	6,233,152.37	Local District School Taxes	.33 2,506,157.39
Municipal Clerk	42,500.00	1992 Payments in Lieu of Taxes		Regional & Consolidated School Tax	
Financial Administration	65,476.00	Delinquent Tax & Lien Collections	364,849.11	School Taxes in Municipal Budget	
Assessment of Taxes	17,993.00	Business Personalty Replacement Taxes	122,361.64	County Taxes	.57 1,714,549.08
Collection of Taxes	41,570.00	Taxes from Public Utilities	189,638.00	County Library Taxes	
Planning, Housing & Development	83,073.00	Other Miscellaneous Tax Revenues		Local Municipal Purpose Taxes	.77 2,334,000.00
Human Resources	105,864.00	State Aid Revenues	670,106.87	Veteran & Senior Citizen Taxes	38,000.00
Elections	3,500.00	Federal Aid Revenues		Total Taxes for Rate Computation	2.17 6,642,706.47
General Administration (other)	440,798.00	Federal Aid Revenues		Special District Taxes	
JUDICIARY		State and Local Fiscal Assistance Act Utilized		Bank Corp. Taxes	
Municipal Courts	48,943.68	Sale of Acquired Property	3,500.00	Added and Omitted Taxes	59,164.89
PUBLIC SAFETY		Other Miscellaneous Revenues	324,877.27	Total Taxes Levied - ABSTRACT	6,613,871.36
Fire Protection	160,848.80	Total	7,908,485.26	Total Taxes Billed	6,613,871.36
Police Protection	986,696.76	Prior Years Surplus Appropriated	584,571.00	1992 TAXES COLLECTED	6,233,152.37
Civil Defense & Disaster Control	1,000.00	REVENUES TOTAL	8,493,056.26	1992 Taxes Cancelled, Abated or Adjusted	16,489.27
Environmental Inspection & Control	104,272.00	Reserve For Uncollected Taxes	479,249.25	Transfer to Tax Title Liens or Foreclosed	43,914.88
Other Public Safety		CAPITAL OUTLAY TOTAL	99,348.83	Balance Outstanding Dec. 31, 1992	320,314.91
PUBLIC WORKS				PRIOR YEARS TAXES OUTSTANDING	
Streets and Drainage	443,942.19	Public Enterprises	99,348.83	Balance January 1, 1992	338,454.15
Sewers and Sewage Processing		Recreation-Culture		Collected in 1992	238,241.46
Garbage and Trash Disposal	625,250.00	Public Works		Cancelled, Abated or Adjusted 1992	
Public Buildings and Grounds	65,250.00	Buildings and Grounds		Transfers to Tax Title Liens or Foreclosed	16,741.77
Other Public Works	27,000.00	Library and Education		Balance December 31, 1992	83,470.92
HEALTH and WELFARE		Conservation		TAX TITLE LIENS OUTSTANDING	
Health Services Except Environmental	2,475.00	All Other		Balance January 1, 1992	160,505.32
Welfare-Public Assistance	9,000.00			Transfer From Taxes	64,053.34
Hospital, Clinics, First Aid		CAPITAL DEBT AUTHORIZED, DECEMBER 31, 1992		Redeemed in 1992	126,607.65
Animal, Insect, & Rodent Control	6,000.00	ISSUED AND UNISSUED		Cancelled, Abated or Adjusted (1992)	
Other Welfare Services		School	235,000	Transfers to Foreclosed Property	
RECREATION and CONSERVATION		Self-Liquidating	560,000	Balance December 31, 1992	97,951.01
Beaches and Boardwalks		Other	546,116	PROPERTY ACQUIRED BY DEED OR	
Parks, Playgrounds, Shade Trees	17,750.00	Total	1,341,116	FORECLOSURE	
Land Reclamation & Conservation	420.00			Balance January 1, 1992	374,400.00
Other Recreational Services	56,500.00	ISSUED AND OUTSTANDING		Transfers From Taxes or Liens	
EDUCATION (excluding schools)		School	235,000.00	Sale for Cash (1992)	3,500.00
Libraries	73,500.00	Self-Liquidating	360,000.00	Cancelled, Abated or Adjusted (1992)	23,000.00
Other Educational Services		Other	261,116.31	Balance December 31, 1992	347,900.00
STATUTORY EXPENDITURES		Total	856,116.31	CURRENT FINANCES DECEMBER 31, 1992	
Pensions & F. L. C. A.	141,200.00	EQUALIZED VALUATION BASIS		ASSETS	
Employee Fringe Benefits	279,000.00	FOR NET DEBT COMPUTATION	239,181,172	Cash Dec. 31, 1992	2,019,239.80
Other Statutory Expenditures	6,000.00	REAL PROPERTY VALUATIONS		Taxes Receivable	403,785.83
CETA And Other Public Employment Programs		Code Class # of Parcels % VAL'N		Tax Title Liens	97,951.01
MUNICIPAL FUNCTIONS TOTAL	3,879,323.43	1 Vacant Land 243 1.30	3,002,200.00	Foreclosed Property	347,900.00
CAPITAL IMPROVEMENTS *MEMO*	15,000.00	2 Residential 1971 43.04	99,429,300.00	Emergencies & Other Deferred Charges	
DEBT SERVICE		3 Farm		State and Federal Aid Receivable	90,825.00
Principal Payments	33,790.29	4a Commercial 170 28.52	66,124,000.00	Other Receivables	7,111.46
Interest Payments	30,093.07	4b Industrial 8 24.34	57,377,500.00	Total	2,966,813.10
		4c Apartments 14 2.20	5,093,400.00	LIABILITIES, RESERVES, AND SURPLUS	
		Total 2406	231,026,400.00	Cash Liabilities	921,346.91
DEFERRED CHARGES	15,860.00	Land Area 2.09 Sq. Miles		Reserves for Receivables	356,748.30
SCHOOL, COUNTY, SPECIAL DISTRICT TAXES	4,220,735.47	Net Valuation Taxable-Municipal	234,493,465	Surplus Dec. 31, 1992	1,133,717.89
RESERVE FOR UNCOLLECTED TAXES	479,249.25	Net Valuation Taxable-County	275,524,701	Total	2,966,813.10
EXPENDITURES TOTAL	8,659,022.51	State Equalized Valuation	300,683,584		
		State Equalization Ratio	77.73		

1815

Population 1980 2,038
 Population 1990 2,111
 S & P Rating
 Moody Rating AAA

General Tax Rate Per \$100. 1.28
 State Equalized Tax Rate 1.33

PEAPACK-GLADSTONE BORO. - SOMERSET CO.

Form of Government:
 Borough Council

Number of Members on Governing Body - 6

PER CAPITA:

Gross Debt 4,537.50
 Net Debt 2,404.92
 Debt Service 100.41
 Total Tax Levy 3,460.70
 Municipal Expenditures 1,472.57

PER CENT:

Gross Debt 1.80
 Net Debt .95
 Tax Levy Collected 88.66
 Tax Levy Cancelled, Abated or Adjusted 9.40

EXPENDITURES		REVENUES-REALIZED			1992 PROPERTY TAX	
GENERAL GOVERNMENT					STATE EQUALIZED TAX RATE	
Governing Body & Public Boards		1992 Property Taxes Collected	6,493,767.66	Local District School Taxes	.43	2,354,474.50
Municipal Clerk		1992 Payments in Lieu of Taxes		Regional & Consolidated School Tax		
Financial Administration	69,596.00	Delinquent Tax & Lien Collections	131,147.26	School Taxes in Municipal Budget		
Assessment of Taxes	29,946.00	Business Personality Replacement Taxes	28,648.76	County Taxes	.37*	2,007,494.99
Collection of Taxes	41,751.00	Taxes from Public Utilities	208,647.00	County Library Taxes	.03	141,816.18
Planning, Housing & Development	33,831.00	Other Miscellaneous Tax Revenues		Local Municipal Purpose Taxes	.51	2,763,422.34
Human Resources	61,068.00	State Aid Revenues	54,768.91	Veteran & Senior Citizen Taxes		10,450.00
Elections		Federal Aid Revenues		Total Taxes for Rate Computation	1.34	7,277,658.01
General Administration (other)	432,027.34	State and Local Fiscal Assistance Act Utilized		Special District Taxes		
JUDICIARY		Sole of Acquired Property		Bank Corp. Taxes		
Municipal Courts	29,625.00	Other Miscellaneous Revenues	297,084.47	Added and Omitted Taxes		38,339.20
PUBLIC SAFETY		Total	7,214,064.06	Total Taxes Levied - ABSTRACT		7,305,547.30
Fire Protection	72,568.48	Prior Years Surplus Appropriated	165,000.00	Total Taxes Billed		7,324,186.92
Police Protection	388,545.00	REVENUES TOTAL	7,379,064.06	1992 TAXES COLLECTED		6,493,767.66
Civil Defense & Disaster Control	1,700.00	Reserve For Uncollected Taxes	882,237.11	1992 Taxes Cancelled, Abated or Adjusted		688,247.87
Environmental Inspection & Control	33,635.00	CAPITAL OUTLAY TOTAL	1,082,909.67	Transfer to Tax Title Liens or Foreclosed		2,519.04
Other Public Safety		Public Enterprises	512,333.52	Balance Outstanding Dec. 31, 1992		139,652.35
PUBLIC WORKS		Recreation-Culture		PRIOR YEARS TAXES OUTSTANDING		
Streets and Drainage	177,166.00	Public Works	463,719.23	Balance January 1, 1992		147,954.13
Sewers and Sewage Processing	9,660.00	Buildings and Grounds	106,856.92	Collected in 1992		131,147.26
Garbage and Trash Disposal	153,000.00	Library and Education		Cancelled, Abated or Adjusted 1992		
Public Buildings and Grounds	145,974.00	Conservation		Transfers to Tax Title Liens or Foreclosed		1,529.60
Other Public Works	12,000.00	All Other		Balance December 31, 1992		15,277.27
HEALTH and WELFARE		CAPITAL DEBT AUTHORIZED, DECEMBER 31, 1992		TAX TITLE LIENS OUTSTANDING		
Health Services Except Environmental	16,701.00	ISSUED AND UNISSUED		Balance January 1, 1992		4,096.82
Welfare-Public Assistance	1,560.00	School		Transfer From Taxes		4,096.82
Hospital, Clinics, First Aid		Self-Liquidating	4,501,887	Redeemed in 1992		
Animal, Insect, & Rodent Control		Other	5,076,782	Cancelled, Abated or Adjusted (1992)		
Other Welfare Services		Total	9,578,670	Transfers to Foreclosed Property		
RECREATION and CONSERVATION		ISSUED AND OUTSTANDING		Balance December 31, 1992		4,096.82
Beaches and Boardwalks		School		PROPERTY ACQUIRED BY DEED OR FORECLOSURE		
Parks, Playgrounds, Shade Trees	500.00	Self-Liquidating	2,325,727.28	Balance January 1, 1992		139,900.00
Land Reclamation & Conservation	18,300.00	Other	4,263,942.72	Transfers From Taxes or Liens		
Other Recreational Services		Total	6,589,670.00	Sole for Cash (1992)		
EDUCATION (excluding schools)		EQUALIZED VALUATION BASIS		Cancelled, Abated or Adjusted (1992)		
Libraries	3,750.00	FOR NET DEBT COMPUTATION	533,138,357	Balance December 31, 1992		139,900.00
Other Educational Services		REAL PROPERTY VALUATIONS		CURRENT FINANCES DECEMBER 31, 1992		
STATUTORY EXPENDITURES		Code Class # of Parcels % VAL'N	ASSESSED VALUATION	ASSETS		
Pensions & F. I. C. A.	140,236.00	1 Vacant Land 30 3.32	18,843,700.00	Cash Dec. 31, 1992		1,816,364.69
Employee Fringe Benefits	119,880.51	2 Residential 623 40.43	229,780,825.00	Taxes Receivable		154,929.62
Other Statutory Expenditures		3 Farm 84 5.33	30,330,800.00	Tax Title Liens		4,096.82
CETA And Other Public Employment Programs		4a Commercial 34 47.52	270,039,700.00	Foreclosed Property		139,900.00
MUNICIPAL FUNCTIONS TOTAL	1,999,020.33	4b Industrial 2 2.10	11,930,900.00	Emergencies & Other Deferred Charges		
CAPITAL IMPROVEMENTS *ME 40*		4c Apartments 23 1.30	7,376,900.00	State and Federal Aid Receivable		2,344.83
DEBT SERVICE		Total 846	563,302,825.00	Other Receivables		2,574.81
Principal Payments	149,104.44	Land Area 5.80 Sq. Miles		Total		2,120,200.77
Interest Payments	52,851.89	Net Valuation Taxable-Municipal	569,206,847	LIABILITIES, RESERVES, AND SURPLUS		
DEFERRED CHARGES	15,330.00	Net Valuation Taxable-County	534,449,183	Cash Liabilities		298,104.40
SCHOOL, COUNTY, SPECIAL DISTRICT TAXES	4,503,785.67	State Equalized Valuation	546,666,843	Reserves for Receivables		301,491.25
RESERVE FOR UNCOLLECTED TAXES	882,237.11	State Equalization Ratio	104.13	Surplus Dec. 31, 1992		1,520,605.12
EXPENDITURES TOTAL	7,612,379.44			Total		2,120,200.77

*Includes County Health Service Taxes, County Vocational School Taxes, or County Open Space Tax. See Table 13.

0323

Population 1980 1,198
 Population 1990 1,367
 S & P Rating
 Moody Rating

General Tax Rate Per \$100. 2.61
 State Equalized Tax Rate 2.48

PEMBERTON BOROUGH - BURLINGTON CO.

Form of Government:
 Borough Council

Number of Members on Governing Body - 6

PER CAPITA:

Gross Debt 846.00
 Net Debt 323.74
 Debt Service 43.54
 Total Tax Levy 699.61
 Municipal Expenditures 464.92

PER CENT

Gross Debt 3.09
 Net Debt 1.18
 Tax Levy Collected 91.31
 Tax Levy Cancelled, Abated or Adjusted .30

EXPENDITURES		REVENUES-REALIZED		1992 PROPERTY TAX	
GENERAL GOVERNMENT				STATE EQUALIZED TAX RATE 1.33	
Governing Body & Public Boards		1992 Property Taxes Collected	873,305.17	Local District School Taxes	533,882.00
Municipal Clerk		1992 Payments in Lieu of Taxes		Regional & Consolidated School Tax	
Financial Administration	10,906.00	Delinquent Tax & Lien Collections	66,341.75	School Taxes in Municipal Budget	
Assessment of Taxes	5,952.00	Business Personalty Replacement Taxes	10,291.60	County Taxes	.59 227,997.02
Collection of Taxes	6,502.00	Taxes from Public Utilities	36,279.76	County Library Taxes	.04 13,921.85
Planning, Housing & Development	2,511.00	Other Miscellaneous Tax Revenues		Local Municipal Purpose Taxes	.47 180,000.00
Human Resources	40,337.13	State Aid Revenues	88,693.65	Veteran & Senior Citizen Taxes	5,650.00
Elections		Federal Aid Revenues		Total Taxes for Rate Computation	2.48 961,450.87
General Administration (other)	90,829.00	State and Local Fiscal Assistance Act Utilized		Special District Taxes	
JUDICIARY		Sale of Acquired Property		Bank Corp. Taxes	
Municipal Courts	43,102.73	Other Miscellaneous Revenues	152,261.47	Added and Omitted Taxes	569.57
PUBLIC SAFETY		Total	1,227,173.40	Total Taxes Levied - ABSTRACT	956,370.44
Fire Protection	15,815.60	Prior Years Surplus Appropriated	153,300.00	Total Taxes Billed	956,383.42
Police Protection	87,100.00	REVENUES TOTAL	1,380,473.40	1992 TAXES COLLECTED	873,305.17
Civil Defense & Disaster Control		REVENUE FOR UNCOLLECTED TAXES	130,881.78	1992 Taxes Cancelled, Abated or Adjusted	2,867.51
Environmental Inspection & Control	14,243.00	CAPITAL OUTLAY TOTAL	262,460.69	Transfer to Tax Title Liens or Foreclosed	2,796.76
Other Public Safety		Public Enterprises	173,379.08	Balance Outstanding Dec. 31, 1992	77,413.98
PUBLIC WORKS		Recreation-Culture		PRIOR YEARS TAXES OUTSTANDING	
Streets and Drainage	15,097.30	Public Works		Balance January 1, 1992	68,926.90
Sewers and Sewage Processing		Buildings and Grounds	89,081.61	Collected in 1992	56,341.75
Garbage and Trash Disposal	57,200.00	Library and Education		Cancelled, Abated or Adjusted 1992	
Public Buildings and Grounds	19,065.71	Conservation		Transfers to Tax Title Liens or Foreclosed	
Other Public Works		All Other		Balance December 31, 1992	2,585.15
HEALTH and WELFARE		CAPITAL DEBT AUTHORIZED, DECEMBER 31, 1992		TAX TITLE LIENS OUTSTANDING	
Health Services Except Environmental	900.00	ISSUED AND UNISSUED		Balance January 1, 1992	15,958.25
Welfare-Public Assistance	1,420.00	SCHOOL	200,000	Transfer From Taxes	2,796.76
Hospital, Clinics, First Aid		Self-Liquidating	511,278	Redeemed in 1992	
Animal, Insect, & Rodent Control		Other	442,550	Cancelled, Abated or Adjusted (1992)	
Other Welfare Services		Total	1,153,828	Transfers to Foreclosed Property	
RECREATION and CONSERVATION		ISSUED AND OUTSTANDING		Balance December 31, 1992	18,755.01
Beaches and Boardwalks		SCHOOL	200,000.00	PROPERTY ACQUIRED BY DEED OR FORECLOSURE	
Parks, Playgrounds, Shade Trees	1,700.00	Self-Liquidating	511,278.00	Balance January 1, 1992	
Land Reclamation & Conservation	327.75	Other	442,550.00	Transfers From Taxes or Liens	
Other Recreational Services		Total	1,153,828.00	Sale for Cash (1992)	
EDUCATION (excluding schools)		EQUALIZED VALUATION BASIS		Cancelled, Abated or Adjusted (1992)	
Libraries	5,000.00	FOR NET DEBT COMPUTATION	37,438,879	Balance December 31, 1992	
Other Educational Services		REAL PROPERTY VALUATIONS		CURRENT FINANCES DECEMBER 31, 1992	
STATUTORY EXPENDITURES		Code Class # of Parcels % VAL'N ASSESSED VALUATION		ASSETS	
Pensions & F. L. C. A.	17,800.00	1 Vacant Land 38 4.03 1,430,600.00		Cash Dec. 31, 1992	273,252.21
Employee Fringe Benefits	9,200.00	2 Residential 293 63.68 26,359,100.00		Taxes Receivable	79,999.13
Other Statutory Expenditures		3 Farm 5 .03 10,800.00		Tax Title Liens	18,755.01
CETA And Other Public Employment Programs		4a Commercial 47 19.35 6,864,700.00		Foreclosed Property	
MUNICIPAL FUNCTIONS TOTAL	445,014.22	4b Industrial 9 7.90 2,902,200.00		Emergencies & Other Deferred Charges	840.20
CAPITAL IMPROVEMENTS *MEMO*	499.00	4c Apartments 397 35.46 35,467,400.00		State and Federal Aid Receivable	63,647.35
DEBT SERVICE		Total	397	Other Receivables	39,956.53
Principal Payments	33,200.00	Land Area .76 Sq. Miles		Total	476,450.43
Interest Payments	26,316.53	Net Valuation Taxable-Municipal	36,579,168	LIABILITIES, RESERVES, AND SURPLUS	
DEFERRED CHARGES		Net Valuation Taxable-County	41,583,122	Cash Liabilities	137,586.39
SCHOOL, COUNTY, SPECIAL DISTRICT TAXES	775,807.87	State Equalized Valuation	38,500,973	Reserves for Receivables	138,710.67
RESERVE FOR UNCOLLECTED TAXES	130,931.78	State Equalization Ratio	94.86	Surplus Dec. 31, 1992	200,153.37
EXPENDITURES TOTAL	1,411,213.40			Total	476,450.43

0329

Population 1980 29,720
 Population 1990 31,342
 S & P Rating
 Moody Rating AAA

General Tax Rate Per \$100. 2.01
 State Equalized Tax Rate 2.09

PEMBERTON TWP. - BURLINGTON COUNTY

Form of Government:
Township Committee

Number of Members on Governing Body - 5

PER CAPITA:
 Gross Debt 678.11
 Net Debt 398.76
 Debt Service 26.32
 Total Tax Levy 525.56
 Municipal Expenditures 613.96

PER CENT:
 Gross Debt 2.80
 Net Debt 1.65
 Tax Levy Collected 89.62
 Tax Levy Cancelled, Abated or Adjusted .66

EXPENDITURES		REVENUES-REALIZED		1992 PROPERTY TAX	
GENERAL GOVERNMENT				STATE EQUALIZED TAX RATE	
Governing Body & Public Boards	348,255.00	1992 Property Taxes Collected	14,767,170.00	Local District School Taxes	1.00 7,837,314.71
Municipal Clerk	165,959.00	1992 Payments in Lieu of Taxes		Regional & Consolidated School Tax	
Financial Administration	242,670.00	Delinquent Tax & Lien Collections	1,688,976.00	School Taxes in Municipal Budget	
Assessment of Taxes	184,281.00	Business Personalty Replacement Taxes	50,811.00	County Taxes	.54 4,251,130.36
Collection of Taxes	164,660.00	Taxes from Public Utilities	1,423,589.00	County Library Taxes	.03 260,203.88
Planning, Housing & Development	91,737.00	Other Miscellaneous Tax Revenues		Local Municipal Purpose Taxes	.51 4,004,839.00
Human Resources	362,631.00	State Aid Revenues	2,291,959.00	Veteran & Senior Citizen Taxes	
Elections		Federal Aid Revenues		Total Taxes for Rate Computation	2.08 16,544,237.95
General Administration (other)	1,755,354.00	State and Local Fiscal Assistance Act Utilized		Special District Taxes	
JUDICIARY		Sole of Acquired Property		Bank Corp. Taxes	
Municipal Courts	219,724.00	Other Miscellaneous Revenues	2,587,737.00	Added and Omitted Taxes	118,641.00
PUBLIC SAFETY		Total	22,810,242.00	Total Taxes Levied - ABSTRACT	16,472,128.95
Fire Protection	107,483.00	Prior Years Surplus Appropriated	1,500,000.00	Total Taxes Billed	16,477,301.00
Police Protection	2,383,481.00	REVENUES TOTAL	24,310,242.00	1992 TAXES COLLECTED	14,767,170.00
Civil Defense & Disaster Control	2,500.00	Reserve For Uncollected Taxes	2,292,749.00	1992 Taxes Cancelled, Abated or Adjusted	76,441.00
Environmental Inspection & Control	256,465.00	CAPITAL OUTLAY TOTAL	2,682,187.00	Transfer to Tax Title Liens or Foreclosed	439,836.00
Other Public Safety		Public Enterprises	1,444,358.00	Balance Outstanding Dec. 31, 1992	1,193,854.00
PUBLIC WORKS		Recreation-Culture		PRIOR YEARS TAXES OUTSTANDING	
Streets and Drainage	883,822.00	Public Works	276,165.00	Balance January 1, 1992	1,456,164.00
Sewers and Sewage Processing	41,070.00	Buildings and Grounds	961,664.00	Collected in 1992	1,228,903.00
Garbage and Trash Disposal	1,093,413.00	Library and Education		Cancelled, Abated or Adjusted 1992	163,716.00
Public Buildings and Grounds	396,146.00	Conservation		Transfers to Tax Title Liens or Foreclosed	10,960.00
Other Public Works		All Other		Balance December 31, 1992	47,985.00
HEALTH and WELFARE		CAPITAL DEBT AUTHORIZED, DECEMBER 31, 1992		TAX TITLE LIENS OUTSTANDING	
Health Services Except Environmental	32,857.00	ISSUED AND UNISSUED		Balance January 1, 1992	3,112,210.00
Welfare-Public Assistance	93,643.00	School	212,000	Transfer From Taxes	452,362.00
Hospital, Clinics, First Aid		Self-Liquidating	11,525,157	Redeemed in 1992	460,073.00
Animal, Insect, & Rodent Control	59,920.00	Other	9,516,050	Cancelled, Abated or Adjusted (1992)	
Other Welfare Services		Total	21,253,207	Transfers to Foreclosed Property	
RECREATION and CONSERVATION		ISSUED AND OUTSTANDING		Balance December 31, 1992	3,106,499.00
Beaches and Boardwalks		School	212,000.00	PROPERTY ACQUIRED BY DEED OR FORECLOSURE	
Parks, Playgrounds, Shade Trees		Self-Liquidating	1,881,900.00	Balance January 1, 1992	899,333.00
Land Reclamation & Conservation	2,306.00	Other	5,554,800.00	Transfers From Taxes or Liens	
Other Recreational Services	277,271.00	Total	7,648,700.00	Sole for Cash (1992)	
EDUCATION (excluding schools)		EQUALIZED VALUATION BASIS		Cancelled, Abated or Adjusted (1992)	
Libraries	10,000.00	FOR NET DEBT COMPUTATION	758,354,846	Balance December 31, 1992	899,333.00
Other Educational Services		REAL PROPERTY VALUATIONS		CURRENT FINANCES DECEMBER 31, 1992	
STATUTORY EXPENDITURES		Code Class # of Parcels % VAL'N ASSESSED VALUATION		ASSETS	
Pensions & F. L. C. A.	470,000.00	1 Vacant Land 4752 4.39 39,407,100.00		Cash Dec. 31, 1992	8,625,275.00
Employee Fringe Benefits		2 Residential 7518 84.06 677,149,200.00		Taxes Receivable	1,241,439.00
Other Statutory Expenditures		3 Farm 473 2.38 19,160,700.00		Tax Title Liens	3,106,499.00
CETA And Other Public Employment Programs		4a Commercial 152 5.21 41,968,100.00		Foreclosed Property	899,333.00
MUNICIPAL FUNCTIONS TOTAL	9,645,648.00	4b Industrial 6 .75 6,007,800.00		Emergencies & Other Deferred Charges	105,000.00
CAPITAL IMPROVEMENTS *MEMO*	200,000.00	4c Apartments 11 2.71 21,827,000.00		State and Federal Aid Receivable	447,249.00
DEBT SERVICE		Total 12312 805,519,900.00		Other Receivables	474,574.00
Principal Payments	377,500.00	Land Area 64.67 Sq. Miles		Total	14,897,369.00
Interest Payments	447,559.00	Net Valuation Taxable-Municipal	813,863,673	LIABILITIES, RESERVES, AND SURPLUS	
DEFERRED CHARGES	210,324.00	Net Valuation Taxable-County	777,201,973	Cash Liabilities	6,875,969.00
SCHOOL, COUNTY, SPECIAL DISTRICT TAXES	12,348,648.95	State Equalized Valuation	784,150,249	Reserves for Receivables	5,719,845.00
RESERVE FOR UNCOLLECTED TAXES	2,292,749.00	State Equalization Ratio	103.83	Surplus Dec. 31, 1992	2,301,555.00
EXPENDITURES TOTAL	25,322,428.95			Total	14,897,369.00

1138

Population 1980 2,109
 Population 1990 2,537
 S & P Rating
 Moody Rating A1

General Tax Rate Per \$100. 4.14
 State Equalized Tax Rate 1.92

PENNINGTON BOROUGH - MERCER CO.
 Form of Government:
Borough Council
 Number of Members on Governing Body - 6

PER CAPITA:
 Gross Debt 2,165.84
 Net Debt 759.67
 Debt Service 10.12
 Total Tax Levy 1,603.25
 Municipal Expenditures 479.95

PER CENT:
 Gross Debt 2.56
 Net Debt .90
 Tax Levy Collected 97.14
 Tax Levy Cancelled, Abated or Adjusted .32

EXPENDITURES	REVENUES-REALIZED	1992 PROPERTY TAX
GENERAL GOVERNMENT		STATE EQUALIZED TAX RATE \downarrow
Governing Body & Public Boards	1992 Property Taxes Collected 4,016,016.86	Local District School Taxes
Municipal Clerk	1992 Payments in Lieu of Taxes	Regional & Consolidated School Tax 1.16 2,457,389.19
Financial Administration 11,000.00	Delinquent Tax & Lien Collections 87,344.63	School Taxes in Municipal Budget
Assessment of Taxes 51,158.40	Business Personality Replacement Taxes 22,639.08	County Taxes .52 * 1,114,365.66
Collection of Taxes 10,336.00	Taxes from Public Utilities 139,847.00	County Library Taxes
Planning, Housing & Development 39,347.70	Other Miscellaneous Tax Revenues	Local Municipal Purpose Taxes .23 491,678.50
Human Resources 27,045.30	State Aid Revenues 81,895.00	Veteran & Senior Citizen Taxes 9,800.00
Elections 1,500.00	Federal Aid Revenues	Total Taxes for Rate Computation 1.91 4,073,233.35
General Administration (other) 105,964.17	State and Local Fiscal Assistance Act Utilized	Special District Taxes
JUDICIARY	Sale of Acquired Property	Bank Corp. Taxes
Municipal Courts 22,012.33	Other Miscellaneous Revenues 211,146.91	Added and Omitted Taxes 4,007.81
PUBLIC SAFETY	Total 4,558,889.48	Total Taxes Levied - ABSTRACT 4,067,441.16
Fire Protection 195,149.70	Prior Years Surplus Appropriated 160,000.00	Total Taxes Billed 4,134,092.60
Police Protection 200.00	REVENUES TOTAL 4,718,889.48	1992 TAXES COLLECTED 4,016,016.86
Civil Defense & Disaster Control 23,142.33	Reserve For Uncollected Taxes 154,625.27	1992 Taxes Cancelled, Abated or Adjusted 13,093.15
Environmental Inspection & Control	CAPITAL OUTLAY TOTAL 30,537.97	Transfer to Tax Title Liens or Foreclosed
Other Public Safety	Public Enterprises 4,586.27	Balance Outstanding Dec. 31, 1992 104,982.59
PUBLIC WORKS	Recreation-Culture	PRIOR YEARS TAXES OUTSTANDING
Streets and Drainage 139,710.00	Public Works 12,350.50	Balance January 1, 1992 87,344.63
Sewers and Sewage Processing	Buildings and Grounds 13,601.20	Collected in 1992 87,344.63
Garbage and Trash Disposal 209,899.29	Library and Education	Cancelled, Abated or Adjusted 1992
Public Buildings and Grounds 28,775.71	Conservation	Transfers to Tax Title Liens or Foreclosed
Other Public Works	All Other	Balance December 31, 1992
HEALTH and WELFARE	CAPITAL DEBT AUTHORIZED, DECEMBER 31, 1992	TAX TITLE LIENS OUTSTANDING
Health Services Except Environmental	ISSUED AND UNISSUED GROSS DEBT NET DEBT	Balance January 1, 1992
Welfare-Public Assistance 14,560.40	School 2,201,780	Transfer From Taxes
Hospital, Clinics, First Aid 350.00	Self-Liquidating 1,365,670	Redeemed in 1992
Animal, Insect, & Rodent Control	Other 1,927,289	Cancelled, Abated or Adjusted (1992)
Other Welfare Services	Total 5,494,740	Transfers to Foreclosed Property
RECREATION and CONSERVATION	ISSUED AND OUTSTANDING	Balance December 31, 1992
Beaches and Boardwalks 9,500.00	School 446,407.63	PROPERTY ACQUIRED BY DEED OR FORECLOSURE
Parks, Playgrounds, Shade Trees 2,500.00	Self-Liquidating 1,025,000.00	Balance January 1, 1992 17,810.00
Land Reclamation & Conservation 13,800.00	Other 1,775,000.00	Transfers From Taxes or Liens
Other Recreational Services	Total 3,246,407.63	Sale for Cash (1992)
EDUCATION (excluding schools)	EQUALIZED VALUATION BASIS FOR NET DEBT COMPUTATION 214,681,510	Cancelled, Abated or Adjusted (1992)
Libraries 63,776.67	REAL PROPERTY VALUATIONS	Balance December 31, 1992 17,810.00
Other Educational Services	Code Class # of Parcels % VAL'N ASSESSED VALUATION	CURRENT FINANCES DECEMBER 31, 1992
STATUTORY EXPENDITURES	1 Vacant Land 42 .50 487,900.00	ASSETS
Pensions & F. L. C. A. 35,400.00	2 Residential 793 88.26 85,359,095.00	Cash Dec. 31, 1992 418,862.78
Employee Fringe Benefits 29,200.00	3 Farm 2 .01 8,050.00	Taxes Receivable 104,982.59
Other Statutory Expenditures 3,000.00	4a Commercial 45 10.07 9,742,750.00	Tax Title Liens 17,810.00
CETA And Other Public Employment Programs	4b Industrial 4 1.15 1,112,400.00	Foreclosed Property 36,000.00
MUNICIPAL FUNCTIONS TOTAL 1,037,326.00	4c Apartments	Emergencies & Other Deferred Charges 137,367.34
CAPITAL IMPROVEMENTS *MEMO* 20,000.00	Total 836 95,710,195.00	State and Federal Aid Receivable 2,925.94
DEBT SERVICE	Land Area .99 Sq. Miles	Other Receivables 717,948.65
Principal Payments 25,673.50	Net Valuation Taxable-Municipal 98,335,724	LIABILITIES, RESERVES, AND SURPLUS
Interest Payments	Net Valuation Taxable-County 218,029,741	Cash Liabilities 250,677.13
DEFERRED CHARGES	State Equalized Valuation 210,683,452	Reserves for Receivables 125,718.53
SCHOOL, COUNTY, SPECIAL DISTRICT TAXES 3,571,754.85	State Equalization Ratio 46.26	Surplus Dec. 31, 1992 341,552.99
RESERVE FOR UNCOLLECTED TAXES 154,625.27		Total 717,948.65
EXPENDITURES TOTAL 4,789,379.62		

*Includes County Health Service Taxes, County Vocational School Taxes, or County Open Space Tax. See Table 13.

1707

Population 1980 5,760
 Population 1990 5,228
 S & P Rating
 Moody Rating

General Tax Rate Per \$100. 2.90
 State Equalized Tax Rate 2.94

PENNS GROVE BORO. - SALEM CO.
 Form of Government:
Borough Council
 Number of Members on Governing Body - 6

PER CAPITA:
 Gross Debt 341.15
 Net Debt 79.71
 Debt Service 12.11
 Total Tax Levy 529.63
 Municipal Expenditures 710.69

PER CENT:
 Gross Debt 2.14
 Net Debt .50
 Tax Levy Collected 2.70
 Tax Levy Cancelled, Abated or Adjusted .19

EXPENDITURES		REVENUES-REALIZED		1992 PROPERTY TAX	
GENERAL GOVERNMENT		REVENUES		STATE EQUALIZED TAX RATE	
Governing Body & Public Boards		1992 Property Taxes Collected	2,290,166.52	Local District School Taxes	
Municipal Clerk		1992 Payments in Lieu of Taxes		Regional & Consolidated School Tax	1.31
Financial Administration	86,200.00	Delinquent Tax & Lien Collections	471,481.14	School Taxes in Municipal Budget	
Assessment of Taxes	11,290.00	Business Personalty Replacement Taxes	64,363.60	County Taxes	.73
Collection of Taxes	57,800.00	Taxes from Public Utilities	211,755.00	County Library Taxes	
Planning, Housing & Development	431,900.00	Other Miscellaneous Tax Revenues		Local Municipal Purpose Taxes	.90
Human Resources	160,917.86	State Aid Revenues	1,534,879.26	Veteran & Senior Citizen Taxes	
Elections		Federal Aid Revenues		Total Taxes for Rate Computation	2.94
General Administration (other)	268,350.00	State and Local Fiscal Assistance Act Utilized		Special District Taxes	
JUDICIARY		Sale of Acquired Property		Bank Corp. Taxes	
Municipal Courts	84,576.17	Other Miscellaneous Revenues	377,978.71	Added and Omitted Taxes	4,643.40
PUBLIC SAFETY		Total	4,950,624.23	Total Taxes Levied - ABSTRACT	2,763,698.33
Fire Protection	63,753.10	Prior Years Surplus Appropriated	513,000.00	Total Taxes Billed	2,769,279.58
Police Protection	857,875.95	REVENUES TOTAL	5,463,624.23	1992 TAXES COLLECTED	2,290,166.52
Civil Defense & Disaster Control	500.00	Reserve For Uncollected Taxes	540,000.00	1992 Taxes Cancelled, Abated or Adjusted	5,310.10
Environmental Inspection & Control	79,860.00	CAPITAL OUTLAY TOTAL	15,000.00	Transfer to Tax Title Liens or Foreclosed	79,153.50
Other Public Safety				Balance Outstanding Dec. 31, 1992	394,649.66
PUBLIC WORKS		Public Enterprises		PRIOR YEARS TAXES OUTSTANDING	
Streets and Drainage	263,800.00	Recreation-Culture		Balance January 1, 1992	414,710.82
Sewers and Sewage Processing		Public Works	15,000.00	Collected in 1992	373,036.45
Garbage and Trash Disposal	223,950.00	Buildings and Grounds		Cancelled, Abated or Adjusted 1992	131.66
Public Buildings and Grounds	55,700.00	Library and Education		Transfers to Tax Title Liens or Foreclosed	7,581.89
Other Public Works		Conservation		Balance December 31, 1992	33,960.83
HEALTH and WELFARE		All Other		TAX TITLE LIENS OUTSTANDING	
Health Services Except Environmental	5,600.00	CAPITAL DEBT AUTHORIZED, DECEMBER 31, 1992		Balance January 1, 1992	273,395.97
Welfare-Public Assistance	9,000.00	ISSUED AND UNISSUED		Transfer From Taxes	97,643.45
Hospital, Clinics, First Aid	250.00	SCHOOL		Redeemed in 1992	98,444.69
Animal, Insect, & Rodent Control	5,300.00	Other		Cancelled, Abated or Adjusted (1992)	
Other Welfare Services		NET DEBT		Transfers to Foreclosed Property	
RECREATION and CONSERVATION				Balance December 31, 1992	262,594.73
Beaches and Boardwalks				PROPERTY ACQUIRED BY DEED OR FORECLOSURE	
Parks, Playgrounds, Shade Trees	3,500.00			Balance January 1, 1992	600,600.00
Land Reclamation & Conservation				Transfers From Taxes or Liens	
Other Recreational Services	15,000.00			Sale for Cash (1992)	
EDUCATION (excluding schools)				Cancelled, Abated or Adjusted (1992)	
Libraries	5,000.00			Balance December 31, 1992	600,600.00
Other Educational Services				CURRENT FINANCES DECEMBER 31, 1992	
STATUTORY EXPENDITURES				ASSETS	
Pensions & F. L. C. A.	85,500.00			Cash Dec. 31, 1992	627,901.49
Employee Fringe Benefits	204,000.00			Taxes Receivable	428,610.29
Other Statutory Expenditures	8,975.91			Tax Title Liens	262,594.73
CETA And Other Public Employment Programs				Foreclosed Property	600,600.00
MUNICIPAL FUNCTIONS TOTAL	2,987,598.99			Emergencies & Other Deferred Charges	48,320.47
CAPITAL IMPROVEMENTS *MEMO*	105,000.00			State and Federal Aid Receivable	6,035.19
DEBT SERVICE				Other Receivables	199,615.75
Principal Payments	55,600.00			Total	2,174,177.91
Interest Payments	7,693.00			LIABILITIES, RESERVES, AND SURPLUS	
DEFERRED CHARGES	124,571.82			Cash Liabilities	373,482.62
SCHOOL, COUNTY, SPECIAL DISTRICT TAXES	1,913,177.57			Reserves for Receivables	1,491,420.77
RESERVE FOR UNCOLLECTED TAXES	540,000.00			Surplus Dec. 31, 1992	309,274.52
EXPENDITURES TOTAL	5,633,641.33			Total	2,174,177.91
		REAL PROPERTY VALUATIONS			
		Code Class # of Parcels % VAL'N		ASSESSED VALUATION	
		1 Vacant Land 319 2.65		2,432,100.00	
		2 Residential 1231 73.43		67,282,550.00	
		3 Farm 2		1,900.00	
		4a Commercial 127 17.05		15,621,600.00	
		4b Industrial			
		4c Apartments 15 6.87		6,292,700.00	
		Total 1674		91,630,950.00	
		Land Area .90 Sq. Miles			
		Net Valuation Taxable-Municipal		95,332,282	
		Net Valuation Taxable-County		88,302,899	
		State Equalized Valuation		93,795,924	
		State Equalization Ratio		101.43	

0427
 Population 1980 33,775
 Population 1990 34,738
 S & P Rating A
 Moody Rating AAA

General Tax Rate Per \$100. 7.42
 State Equalized Tax Rate 2.79

PENNSAUKEN TOWNSHIP - CAMDEN CO.
 Form of Government:
 Town Council
 Number of Members on Governing Body - 5

PER CAPITA:
 Gross Debt 1,271.48
 Net Debt 656.27
 Debt Service 107.24
 Total Tax Levy 1,213.88
 Municipal Expenditures 693.20

PER CENT:
 Gross Debt 2.87
 Net Debt 1.49
 Tax Levy Collected 90.91
 Tax Levy Cancelled, Abated or Adjusted 1.28

EXPENDITURES		REVENUES-REALIZED		1992 PROPERTY TAX			
GENERAL GOVERNMENT				STATE EQUALIZED TAX RATE 1.29			
Governing Body & Public Boards		1992 Property Taxes Collected	40,409,275.28	Local District School Taxes	19,431,949.51		
Municipal Clerk	99,143.00	1992 Payments in Lieu of Taxes		Regional & Consolidated School Tax			
Financial Administration	293,735.00	Delinquent Tax & Lien Collections	2,075,624.45	School Taxes in Municipal Budget			
Assessment of Taxes	262,253.00	Business Personality Replacement Taxes	1,142,005.60	County Taxes	-86 13,039,614.18		
Collection of Taxes	138,155.00	Taxes from Public Utilities	3,609,117.00	County Library Taxes			
Planning, Housing & Development	125,571.00	Other Miscellaneous Tax Revenues		Local Municipal Purpose Taxes	-63 9,494,600.17		
Human Resources	297,544.00	State Aid Revenues	2,486,320.61	Veteran & Senior Citizen Taxes	484,100.00		
Elections		Federal Aid Revenues		Total Taxes for Rate Computation	2.78 42,500,263.86		
General Administration (other)	2,132,121.00	State and Local Fiscal Assistance Act Utilized		Special District Taxes			
JUDICIARY		Sale of Acquired Property		Bank Corp. Taxes			
Municipal Courts	520,920.00	Other Miscellaneous Revenues	8,546,681.60	Added and Omitted Taxes	151,757.23		
PUBLIC SAFETY		Total	58,269,024.54	Total Taxes Levied - ABSTRACT	42,167,921.09		
Fire Protection	944,612.00	Prior Years Surplus Appropriated	28,682.00	Total Taxes Billed	44,447,341.97		
Police Protection	6,011,455.00	REVENUES TOTAL	58,297,706.54	1992 TAXES COLLECTED	40,409,275.28		
Civil Defense & Disaster Control	12,200.00	Reserve For Uncollected Taxes	3,059,367.07	1992 Taxes Cancelled, Abated or Adjusted	570,775.35		
Environmental Inspection & Control	692,529.00	CAPITAL OUTLAY TOTAL		Transfer to Tax Title Liens or Foreclosed	204,143.41		
Other Public Safety			1,677,123.39	Balance Outstanding Dec. 31, 1992	3,263,147.93		
PUBLIC WORKS		PUBLIC ENTERPRISES		PRIOR YEARS TAXES OUTSTANDING			
Streets and Drainage	707,850.00	Public Enterprises	94,152.77	Balance January 1, 1992	2,885,162.40		
Sewers and Sewage Processing		Recreation-Culture	313,312.10	Collected in 1992	2,001,932.53		
Garbage and Trash Disposal		Public Works	854,455.08	Cancelled, Abated or Adjusted 1992	274,058.88		
Public Buildings and Grounds	374,037.00	Buildings and Grounds	399,563.34	Transfers to Tax Title Liens or Foreclosed	53,443.81		
Other Public Works	727,349.00	Library and Education	15,640.10	Balance December 31, 1992	555,727.19		
HEALTH and WELFARE		Conservation		TAX TITLE LIENS OUTSTANDING			
Health Services Except Environmental	94,959.00	All Other		Balance January 1, 1992	425,311.50		
Welfare-Public Assistance	41,014.00	CAPITAL DEBT AUTHORIZED, DECEMBER 31, 1992		Transfer From Taxes	261,853.42		
RECREATION and CONSERVATION		ISSUED AND UNISSUED	GROSS DEBT	Redeemed in 1992	73,691.92		
Beaches and Boardwalks	400.00	School	17,895,000	Cancelled, Abated or Adjusted (1992)	1,347.32		
Parks, Playgrounds, Shade Trees	1,800.00	Self-Liquidating	2,725,837	Transfers to Foreclosed Property	21,442.34		
Land Reclamation & Conservation	3,405.00	Other	23,547,999	Balance December 31, 1992	590,683.34		
Other Recreational Services	296,514.00	Total	44,168,836	PROPERTY ACQUIRED BY DEED OR FORECLOSURE			
EDUCATION (excluding schools)		ISSUED AND OUTSTANDING		Balance January 1, 1992	1,310,100.93		
Libraries	534,307.00	School	17,895,000.00	Transfers From Taxes or Liens	27,811.57		
Other Educational Services	8,500.00	Self-Liquidating	854,137.20	Sale for Cash (1992)			
STATUTORY EXPENDITURES		Other	22,877,000.00	Cancelled, Abated or Adjusted (1992)			
Pensions & F. L. C. A.	1,232,457.23	Total	41,626,137.20	Balance December 31, 1992	1,337,912.50		
Employee Fringe Benefits	1,607,865.00	EQUALIZED VALUATION BASIS FOR NET DEBT COMPUTATION		CURRENT FINANCES DECEMBER 31, 1992			
Other Statutory Expenditures		REAL PROPERTY VALUATIONS		ASSETS			
CETA And Other Public Employment Programs		Code	Class	# of Parcels	% VAL'N	Cash Dec. 31, 1992	3,912,359.88
MUNICIPAL FUNCTIONS TOTAL		1	Vacant Land	633	1.73	Taxes Receivable	3,818,875.11
	17,160,745.23	2	Residential	10798	51.89	Tax Title Liens	590,683.34
CAPITAL IMPROVEMENTS *MEMO*		3	Form			Foreclosed Property	1,337,912.50
	206,000.00	4a	Commercial	769	37.55	Emergencies & Other Deferred Charges	249,914.77
DEBT SERVICE		4b	Industrial	35	6.98	State and Federal Aid Receivable	
Principal Payments	2,409,000.00	4c	Apartments	28	1.86	Other Receivables	2,788,038.63
Interest Payments	1,316,363.54	Total	12263			Total	12,697,784.23
DEFERRED CHARGES		Land Area 10.56 Sq. Miles				LIABILITIES, RESERVES, AND SURPLUS	
SCHOOL, COUNTY, SPECIAL DISTRICT TAXES	32,521,563.69	Net Valuation Taxable-Municipal		566,821,100		Cash Liabilities	3,852,831.18
RESERVE FOR UNCOLLECTED TAXES	3,059,367.07	Net Valuation Taxable-County		1,631,640,834		Reserves for Receivables	8,535,509.58
EXPENDITURES TOTAL	56,602,033.11	State Equalized Valuation		1,503,403,271		Surplus Dec. 31, 1992	309,443.47
		State Equalization Ratio		37.59		Total	12,697,784.23

1738

Population 1980 13,343
 Population 1990 13,794
 S & P Rating
 Moody Rating A

General Tax Rate Per \$100. 7.85
 State Equalized Tax Rate 2.11

PENNSVILLE TOWNSHIP - SALEM COUNTY
 Form of Government:
Township Council
 Number of Members on Governing Body - 5

PER CAPITA:
 Gross Debt 130.96
 Net Debt 130.96
 Debt Service 22.46
 Total Tax Levy 1,072.25
 Municipal Expenditures 614.12

PER CENT:
 Gross Debt .26
 Net Debt .26
 Tax Levy Collected 92.82
 Tax Levy Cancelled, Abated or Adjusted .03

EXPENDITURES	REVENUES-REALIZED	1992 PROPERTY TAX	
GENERAL GOVERNMENT		STATE EQUALIZED TAX RATE _____	
Governing Body & Public Boards	64,038.00	Local District School Taxes	1.74 7,940,523.51
Municipal Clerk	56,236.00	Regional & Consolidated School Tax	
Financial Administration	106,422.00	School Taxes in Municipal Budget	
Assessment of Taxes	327,669.00	County Taxes	.95 6,625,101.68
Collection of Taxes	73,270.00	County Library Taxes	
Planning, Housing & Development	32,511.00	Local Municipal Purpose Taxes	.02 149,771.00
Human Resources	200,410.00	Veteran & Senior Citizen Taxes	.00 153,900.00
Elections		Total Taxes for Rate Computation	2.11 14,869,296.19
General Administration (other)	560,054.00	Special District Taxes	
JUDICIARY		Bank Corp. Taxes	
Municipal Courts	113,711.00	Added and Omitted Taxes	75,163.00
PUBLIC SAFETY		Total Taxes Levied - ABSTRACT	14,790,559.19
Fire Protection	224,703.00	Total Taxes Billed	14,788,848.00
Police Protection	1,857,274.00	1992 TAXES COLLECTED	13,727,588.00
Civil Defense & Disaster Control	26,734.00	1992 Taxes Cancelled, Abated or Adjusted	4,094.00
Environmental Inspection & Control	48,512.00	Transfer to Tax Title Liens or Foreclosed	113,279.00
Other Public Safety		Balance Outstanding Dec. 31, 1992	943,887.00
PUBLIC WORKS		PRIOR YEARS TAXES OUTSTANDING	
Streets and Drainage	1,133,171.00	Balance January 1, 1992	781,367.00
Sewers and Sewage Processing	159,487.00	Collected in 1992	713,168.00
Garbage and Trash Disposal	791,181.00	Cancelled, Abated or Adjusted 1992	22,898.00
Public Buildings and Grounds	185,036.00	Transfers to Tax Title Liens or Foreclosed	33,475.00
Other Public Works		Balance December 31, 1992	11,836.00
HEALTH and WELFARE		TAX TITLE LIENS OUTSTANDING	
Health Services Except Environmental	110,342.00	Balance January 1, 1992	197,845.00
Welfare-Public Assistance	12,655.00	Transfer From Taxes	152,948.00
Hospital, Clinics, First Aid		Redeemed in 1992	75,171.00
Animal, Insect, & Rodent Control	22,578.00	Cancelled, Abated or Adjusted (1992)	
Other Welfare Services		Transfers to Foreclosed Property	
RECREATION and CONSERVATION		Balance December 31, 1992	275,622.00
Beaches and Boardwalks	35,000.00	PROPERTY ACQUIRED BY DEED OR FORECLOSURE	
Parks, Playgrounds, Shade Trees		Balance January 1, 1992	160,028.00
Land Reclamation & Conservation	7,925.00	Transfers From Taxes or Liens	
Other Recreational Services	271,431.00	Sale for Cash (1992)	
EDUCATION (excluding schools)		Cancelled, Abated or Adjusted (1992)	
Libraries	106,000.00	Balance December 31, 1992	160,028.00
Other Educational Services		CURRENT FINANCES DECEMBER 31, 1992	
STATUTORY EXPENDITURES		ASSETS	
Pensions & F. I. C. A.	200,000.00	Cash Dec. 31, 1992	5,368,254.00
Employee Fringe Benefits	544,400.00	Taxes Receivable	955,723.00
Other Statutory Expenditures	5,000.00	Tax Title Liens	275,622.00
CETA And Other Public Employment Programs		Foreclosed Property	160,028.00
MUNICIPAL FUNCTIONS		Emergencies & Other Deferred Charges	283,321.00
CAPITAL IMPROVEMENTS *MEMO*	50,000.00	State and Federal Aid Receivable	132,599.00
DEBT SERVICE		Other Receivables	289,178.00
Principal Payments	95,000.00	Total	7,464,725.00
Interest Payments	214,790.00	LIABILITIES, RESERVES, AND SURPLUS	
DEFERRED CHARGES		Cash Liabilities	5,233,356.00
SCHOOL, COUNTY, SPECIAL DISTRICT TAXES	14,565,625.19	Reserves for Receivables	1,680,551.00
RESERVE FOR UNCOLLECTED TAXES	899,072.00	Surplus Dec. 31, 1992	550,818.00
EXPENDITURES		Total	7,464,725.00
TOTAL	23,036,822.19		
		REVENUES-REALIZED	
		1992 Property Taxes Collected	13,727,588.00
		1992 Payments in Lieu of Taxes	18,068.00
		Delinquent Tax & Lien Collections	788,339.00
		Business Personalty Replacement Taxes	1,951,243.00
		Taxes from Public Utilities	112,849.00
		Other Miscellaneous Tax Revenues	
		State Aid Revenues	3,973,900.00
		Federal Aid Revenues	
		State and Local Fiscal Assistance Act Utilized	
		Sale of Acquired Property	
		Other Miscellaneous Revenues	1,030,156.00
		Total	21,602,152.00
		Prior Years Surplus Appropriated	760,000.00
		REVENUES	22,362,152.00
		Reserve For Uncollected Taxes	899,072.00
		TOTAL	23,261,224.00
		CAPITAL OUTLAY	356,749.00
		Public Enterprises	158,143.00
		Recreation-Culture	9,562.00
		Public Works	
		Buildings and Grounds	189,044.00
		Library and Education	
		Conservation	
		All Other	
		CAPITAL DEBT AUTHORIZED, DECEMBER 31, 1992	
		ISSUED AND UNISSUED	GROSS DEBT
		School	
		Self-Liquidating	
		Other	1,806,500
		Total	1,806,500
		NET DEBT	1,806,500
		ISSUED AND OUTSTANDING	
		School	
		Self-Liquidating	
		Other	1,686,854.00
		Total	1,686,854.00
		EQUALIZED VALUATION BASIS	
		FOR NET DEBT COMPUTATION	695,915,384
		REAL PROPERTY VALUATIONS	
		Code Class # of Parcels % VAL'N	ASSESSED VALUATION
		1 Vacant Land 1295 1.69	3,147,100.00
		2 Residential 4375 51.66	95,373,000.00
		3 Farm 295 1.05	1,954,300.00
		4a Commercial 197 8.57	15,996,500.00
		4b Industrial 5 34.51	64,387,015.00
		4c Apartments 9 2.51	4,685,500.00
		Total 6177	136,553,415.00
		Land Area 23.10 Sq. Miles	
		Net Valuation Taxable-Municipal	187,576,854
		Net Valuation Taxable-County	845,212,785
		State Equalized Valuation	696,339,934
		State Equalization Ratio	26.93

1431

Population 1980 13,776
 Population 1990 12,844
 S & P Rating
 Moody Rating AAA

General Tax Rate Per \$100. 3.40
 State Equalized Tax Rate 2.22

PEQUANNOCK TOWNSHIP - MORRIS CO.
 Form of Government:
Council-Manager Plan E (OMCL 50)
 Number of Members on Governing Body - 5

PER CAPITA:
 Gross Debt 953.43
 Net Debt 552.04
 Debt Service
 Total Tax Levy 1,637.94
 Municipal Expenditures 558.16

PER CENT:
 Gross Debt 1.27
 Net Debt .73
 Tax Levy Collected 97.29
 Tax Levy Cancelled, Abated or Adjusted .44

EXPENDITURES		REVENUES-REALIZED		1992 PROPERTY TAX	
GENERAL GOVERNMENT				STATE EQUALIZED TAX RATE 1.49	
Governing Body & Public Boards		1992 Property Taxes Collected	20,476,352.41	Local District School Taxes	14,145,529.50
Municipal Clerk		1992 Payments in Lieu of Taxes	104,362.00	Regional & Consolidated School Tax	
Financial Administration	231,130.00	Delinquent Tax & Lien Collections	568,415.16	School Taxes in Municipal Budget	
Assessment of Taxes		Business Personalty Replacement Taxes	125,830.92	County Taxes	-31 2,891,888.49
Collection of Taxes		Taxes from Public Utilities	816,634.00	County Library Taxes	
Planning, Hausing & Development	84,765.00	Other Miscellaneous Tax Revenues		Local Municipal Purpose Taxes	-42 3,941,210.90
Human Resources	283,899.12	State Aid Revenues	797,341.69	Veteran & Senior Citizen Taxes	116,150.00
Elections		Federal Aid Revenues		Total Taxes for Rate Computation	2.22 21,094,778.98
General Administration (other)	655,365.00	State and Local Fiscal Assistance Act Utilized		Special District Taxes	
JUDICIARY		Sale of Acquired Property		Bank Corp. Taxes	
Municipal Courts	83,370.00	Other Miscellaneous Revenues	921,626.95	Added and Omitted Taxes	59,033.00
PUBLIC SAFETY		Total	23,810,563.13	Total Taxes Levied - ABSTRACT	21,037,661.88
Fire Protection	138,909.90	Prior Years Surplus Appropriated	1,160,000.00	Total Taxes Billed	21,049,770.11
Police Protection	1,590,103.66	REVENUES TOTAL	24,970,563.13	1992 TAXES COLLECTED	20,476,352.41
Civil Defense & Disaster Control	7,850.00	Reserve For Uncollected Taxes	1,008,359.83	1992 Taxes Cancelled, Abated or Adjusted	92,983.57
Environmental Inspection & Control	88,580.00	CAPITAL OUTLAY TOTAL	500,752.95	Transfer to Tax Title Liens or Foreclosed	10,101.40
Other Public Safety		Public Enterprises	78,234.77	Balance Outstanding Dec. 31, 1992	470,332.73
PUBLIC WORKS		Recreation-Culture		PRIOR YEARS TAXES OUTSTANDING	
Streets and Drainage	305,300.00	Public Works	272,110.96	Balance January 1, 1992	583,980.52
Sewers and Sewage Processing	180,767.00	Buildings and Grounds	150,407.22	Collected in 1992	565,071.00
Garbage and Trash Disposal		Library and Education		Cancelled, Abated or Adjusted 1992	14,984.75
Public Buildings and Grounds	205,500.00	Conservation		Transfers to Tax Title Liens or Foreclosed	3,924.77
Other Public Works	55,250.00	All Other		Balance December 31, 1992	
HEALTH and WELFARE		CAPITAL DEBT AUTHORIZED, DECEMBER 31, 1992		TAX TITLE LIENS OUTSTANDING	
Health Services Except Environmental	375,629.00	ISSUED AND UNISSUED		Balance January 1, 1992	10,289.99
Welfare-Public Assistance	3,050.00	School		Transfer From Taxes	14,205.86
Hospital, Clinics, First Aid		Self-Liquidating	2,635,010	Redeemed in 1992	3,344.16
Animal, Insect, & Rodent Control	11,500.00	Other	9,609,887	Cancelled, Abated or Adjusted (1992)	
Other Welfare Services		Total	12,245,897	Transfers to Foreclosed Property	
RECREATION and CONSERVATION		ISSUED AND OUTSTANDING		Balance December 31, 1992	21,151.69
Beaches and Boardwalks		School		PROPERTY ACQUIRED BY DEED OR FORECLOSURE	
Parks, Playgrounds, Shade Trees	287,835.00	Self-Liquidating	1,920,200.00	Balance January 1, 1992	696,450.00
Land Reclamation & Conservation	500.00	Other	8,303,640.00	Transfers From Taxes or Liens	
Other Recreational Services	194,157.00	Total	10,223,840.00	Sale for Cash (1992)	
EDUCATION (excluding schools)		EQUALIZED VALUATION BASIS FOR NET DEBT COMPUTATION	966,362,490	Cancelled, Abated or Adjusted (1992)	
Libraries	470,780.00	REAL PROPERTY VALUATIONS		Balance December 31, 1992	696,450.00
Other Educational Services		Code Class # of Parcels % VAL'N		CURRENT FINANCES DECEMBER 31, 1992	
STATUTORY EXPENDITURES				ASSETS	
Pensions & F. I. C. A.	469,814.00	1 Vacant Land 203 1.91	11,734,250.00	Cash Dec. 31, 1992	2,898,311.00
Employee Fringe Benefits	385,000.00	2 Residential 4177 83.56	514,607,100.00	Taxes Receivable	470,332.73
Other Statutory Expenditures		3 Farm 40 .47	2,944,500.00	Tax Title Liens	21,151.69
CETA And Other Public Employment Programs		4a Commercial 185 12.25	75,445,450.00	Foreclosed Property	696,450.00
MUNICIPAL FUNCTIONS TOTAL	6,109,154.68	4b Industrial 11 1.59	9,804,300.00	Emergencies & Other Deferred Charges	30,500.00
CAPITAL IMPROVEMENTS *MEMO*	45,530.00	4c Apartments 1 .21	1,293,300.00	State and Federal Aid Receivable	51,868.00
DEBT SERVICE		Total	615,829,900.00	Other Receivables	48,497.58
Principal Payments		Land Area 6.95 Sq. Miles		Total	4,217,111.00
Interest Payments		Net Valuation Taxable-Municipal	617,374,621	LIABILITIES, RESERVES, AND SURPLUS	
DEFERRED CHARGES	51,475.17	Net Valuation Taxable-County	983,239,019	Cash Liabilities	1,083,106.00
SCHOOL, COUNTY, SPECIAL DISTRICT TAXES	17,037,417.98	State Equalized Valuation	946,503,370	Reserves for Receivables	1,236,432.00
RESERVE FOR UNCOLLECTED TAXES	1,008,359.83	State Equalization Ratio	65.17	Surplus Dec. 31, 1992	1,897,573.00
EXPENDITURES TOTAL	24,205,407.66			Total	4,217,111.00

1216

Population 1980 **38,951**
 Population 1990 **41,967**
 S & P Rating **BBB**
 Moody Rating **BAA**

General Tax Rate Per \$100. **2.48**
 State Equalized Tax Rate **2.33**

PERTH AMBOY CITY - MIDDLESEX COUNTY
 Form of Government:
Mayor-Council Plan B (OMCL 50)
 Number of Members on Governing Body - 5

PER CAPITA:

Grass Debt **2,669.53**
 Net Debt **1,480.63**
 Debt Service **39.55**
 Total Tax Levy **895.66**
 Municipal Expenditures **712.25**

PER CENT:

Grass Debt **6.42**
 Net Debt **3.56**
 Tax Levy Collected **92.25**
 Tax Levy Cancelled, Abated or Adjusted **1.81**

EXPENDITURES		REVENUES-REALIZED		1992 PROPERTY TAX	
GENERAL GOVERNMENT		REVENUES-REALIZED		STATE EQUALIZED TAX RATE	
Governing Body & Public Boards	143,550.00	1992 Property Taxes Collected	30,014,282.88	Local District School Taxes	1.09
Municipal Clerk	194,500.00	1992 Payments in Lieu of Taxes	226,958.19	Regional & Consolidated School Tax	
Financial Administration	953,325.00	Delinquent Tax & Lien Collections	1,698,117.10	School Taxes in Municipal Budget	
Assessment of Taxes	241,900.00	Business Personality Replacement Taxes	1,254,329.16	County Taxes	.48
Collection of Taxes		Taxes from Public Utilities	1,625,573.00	County Library Taxes	
Planning, Housing & Development	59,900.00	Other Miscellaneous Tax Revenues		Local Municipal Purpose Taxes	.75
Human Resources	1,173,151.00	State Aid Revenues	6,299,226.02	Veteran & Senior Citizen Taxes	
Elections	55,000.00	Federal Aid Revenues		Total Taxes for Rate Computation	2.32
General Administration (other)	2,062,095.00	State and Local Fiscal Assistance Act Utilized		Special District Taxes	
JUDICIARY		Sale of Acquired Property		Bank Corp. Taxes	
Municipal Courts	663,850.00	Other Miscellaneous Revenues	3,391,193.44	Added and Omitted Taxes	59,988.35
PUBLIC SAFETY		Total	44,509,679.79	Total Taxes Levied - ABSTRACT	37,588,286.02
Fire Protection	2,485,836.00	Prior Years Surplus Appropriated	3,945,000.00	Total Taxes Billed	32,534,943.91
Police Protection	6,309,199.81	REVENUES TOTAL	48,454,679.79	1992 TAXES COLLECTED	30,014,282.88
Civil Defense & Disaster Control	22,500.00	Reserve For Uncollected Taxes	2,600,000.00	1992 Taxes Cancelled, Abated or Adjusted	588,955.82
Environmental Inspection & Control	416,829.00	CAPITAL OUTLAY TOTAL	24,159,751.93	Transfer to Tax Title Liens or Foreclosed	774,471.35
Other Public Safety		Public Enterprises	1,411,254.02	Balance Outstanding Dec. 31, 1992	1,157,253.86
PUBLIC WORKS		Recreation-Culture		PRIOR YEARS TAXES OUTSTANDING	
Streets and Drainage	1,789,129.00	Public Works	22,748,497.91	Balance January 1, 1992	2,737,408.91
Sewers and Sewage Processing	2,620,400.00	Buildings and Grounds		Collected in 1992	1,556,379.18
Garbage and Trash Disposal		Library and Education		Cancelled, Abated or Adjusted 1992	417,915.93
Public Buildings and Grounds	648,350.00	Conservation		Transfers to Tax Title Liens or Foreclosed	546,914.91
Other Public Works		All Other		Balance December 31, 1992	216,198.89
HEALTH and WELFARE		CAPITAL DEBT AUTHORIZED, DECEMBER 31, 1992		TAX TITLE LIENS OUTSTANDING	
Health Services Except Environmental	287,400.00	ISSUED AND UNISSUED		Balance January 1, 1992	644,375.02
Welfare-Public Assistance	260,707.00	School	32,629,000	Transfer From Taxes	1,367,960.07
Hospital, Clinics, First Aid	39,250.00	Self-Liquidating	28,764,744	Redeemed in 1992	141,737.92
Animal, Insect, & Rodent Control	52,610.00	Other	50,638,599	Cancelled, Abated or Adjusted (1992)	
Other Welfare Services		Total	112,032,343	Transfers to Foreclosed Property	
RECREATION and CONSERVATION		ISSUED AND OUTSTANDING		Balance December 31, 1992	1,870,597.17
Beaches and Boardwalks		School	629,000.00	PROPERTY ACQUIRED BY DEED OR FROECLOSURE	
Parks, Playgrounds, Shade Trees	547,253.00	Self-Liquidating	26,939,000.00	Balance January 1, 1992	388,200.00
Land Reclamation & Conservation	25,955.00	Other	47,955,000.00	Transfers From Taxes or Liens	
Other Recreational Services	195,900.00	Total	75,523,000.00	Sale for Cash (1992)	
EDUCATION (excluding schools)		EQUALIZED VALUATION BASIS FOR NET DEBT COMPUTATION		Cancelled, Abated or Adjusted (1992)	
Libraries	673,518.00	REAL PROPERTY VALUATIONS		Balance December 31, 1992	388,200.00
Other Educational Services	1,500.00	Code Class # of Parcels % VAL'N ASSESSED VALUATION		CURRENT FINANCES DECEMBER 31, 1992	
STATUTORY EXPENDITURES		1 Vacant Land 386 1.50 22,610,800.00		ASSETS	
Pensions & F. L. C. A.	1,815,481.00	2 Residential 7107 53.06 799,491,500.00		Cash Dec. 31, 1992	7,870,409.30
Employee Fringe Benefits	1,699,100.00	3 Farm. .		Taxes Receivable	1,373,452.75
Other Statutory Expenditures	30,000.00	4a Commercial 872 15.48 233,207,700.00		Tax Title Liens	1,870,597.17
CETA And Other Public Employment Programs		4b Industrial 195 25.26 380,564,700.00		Foreclosed Property	388,200.00
MUNICIPAL FUNCTIONS TOTAL	25,469,188.81	4c Apartments 134 4.70 70,862,800.00		Emergencies & Other Deferred Charges	50,000.00
CAPITAL IMPROVEMENTS *4E90*	180,000.00	Total 8694 1,506,737,500.00		State and Federal Aid Receivable	1,480,817.55
DEBT SERVICE		Land Area 4.55 Sq. Miles		Other Receivables	651,952.40
Principal Payments	350,000.00	Net Valuation Taxable-Municipal	1,515,335,480	Total	13,685,429.17
Interest Payments	1,309,933.58	Net Valuation Taxable-County	1,727,199,863	LIABILITIES, RESERVES, AND SURPLUS	
DEFERRED CHARGES		State Equalized Valuation	1,612,050,085	Cash Liabilities	8,097,102.55
SCHOOL, COUNTY, SPECIAL DISTRICT TAXES	161,864.08	State Equalization Ratio	93.99	Reserves for Receivables	4,284,202.32
RESERVE FOR UNCOLLECTED TAXES	2,600,000.00			Surplus Dec. 31, 1992	1,304,124.30
EXPENDITURES TOTAL	55,273,229.14			Total	13,685,429.17

2119

Population 1980 16,647
 Population 1990 15,757
 S & P Rating
 Moody Rating

General Tax Rate Per \$100. 2.18
 State Equalized Tax Rate 2.31

PHILLIPSBURG TOWN - WARREN COUNTY
 Form of Government:
Council-Manager Plan B (OMCL 50)
 Number of Members on Governing Body - 5

PER CAPITA: PER CENT:
 Gross Debt 2,189.99 Gross Debt 6.00
 Net Debt 443.81 Net Debt 1.22
 Debt Service 44.05 Tax Levy Collected 91.34
 Total Tax Levy 819.19 Tax Levy Cancelled, Abated
 Municipal Expenditures 535.75 or Adjusted .37

EXPENDITURES		REVENUES-REALIZED		1992 PROPERTY TAX	
GENERAL GOVERNMENT				STATE EQUALIZED TAX RATE	
Governing Body & Public Boards	80,232.00	1992 Property Taxes Collected	11,915,394.27	Local District School Taxes	1.04 5,792,757.00
Municipal Clerk	99,231.00	1992 Payments in Lieu of Taxes	149,802.81	Regional & Consolidated School Tax	
Financial Administration	64,275.00	Delinquent Tax & Lien Collections	874,310.23	School Taxes in Municipal Budget	
Assessment of Taxes	91,126.00	Business Personalty Replacement Taxes	484,958.56	County Taxes	.65 3,639,572.66
Collection of Taxes	61,712.00	Taxes from Public Utilities	691,319.40	County Library Taxes	
Planning, Housing & Development		Other Miscellaneous Tax Revenues		Local Municipal Purpose Taxes	.61 3,412,377.77
Human Resources	250,173.00	State Aid Revenues	1,431,139.58	Veteran & Senior Citizen Taxes	217,000.00
Elections	5,634.00	Federal Aid Revenues		Total Taxes for Rate Computation	2.30 13,061,707.43
General Administration (other)	1,020,426.38	State and Local Fiscal Assistance Act Utilized		Special District Taxes	
JUDICIARY		Sale of Acquired Property		Bank Corp. Taxes	
Municipal Courts	155,830.00	Other Miscellaneous Revenues	1,201,672.65	Added and Omitted Taxes	63,224.56
PUBLIC SAFETY		Total	16,747,597.50	Total Taxes Levied - ABSTRACT	12,907,931.99
Fire Protection	145,314.00	Prior Years Surplus Appropriated	1,100,000.00	Total Taxes Billed	12,974,471.01
Police Protection	1,591,011.80	REVENUES TOTAL	17,847,597.50	1992 TAXES COLLECTED	11,915,394.27
Civil Defense & Disaster Control	4,500.00	Reserve For Uncollected Taxes	1,197,424.97	1992 Taxes Cancelled, Abated or Adjusted	48,584.11
Environmental Inspection & Control	171,030.00	CAPITAL OUTLAY TOTAL	6,393,572.15	Transfer to Tax Title Liens or Foreclosed	80,507.56
Other Public Safety		Public Enterprises	4,791,432.16	Balance Outstanding Dec. 31, 1992	929,985.07
PUBLIC WORKS		Recreation-Culture		PRIOR YEARS TAXES OUTSTANDING	
Streets and Drainage	322,638.00	Public Works	313,369.36	Balance January 1, 1992	913,734.07
Sewers and Sewage Processing	42,500.00	Buildings and Grounds	1,288,720.63	Collected in 1992	861,059.24
Garbage and Trash Disposal	726,600.00	Library and Education		Cancelled, Abated or Adjusted 1992	16,209.22
Public Buildings and Grounds	147,250.00	Conservation		Transfers to Tax Title Liens or Foreclosed	46.70
Other Public Works	905,766.00	All Other		Balance December 31, 1992	36,413.91
HEALTH and WELFARE		CAPITAL DEBT AUTHORIZED, DECEMBER 31, 1992		TAX TITLE LIENS OUTSTANDING	
Health Services Except Environmental		ISSUED AND UNISSUED	GROSS DEBT	Balance January 1, 1992	
Welfare-Public Assistance	17,272.00	School		Transfer From Taxes	
Hospital, Clinics, First Aid		Self-Liquidating	27,514,690	Redeemed in 1992	
Animal, Insect, & Rodent Control	15,331.00	Other	6,993,054	Cancelled, Abated or Adjusted (1992)	
Other Welfare Services		Total	34,507,745	Transfers to Foreclosed Property	
RECREATION and CONSERVATION		ISSUED AND OUTSTANDING		Balance December 31, 1992	
Beaches and Boardwalks		School		PROPERTY ACQUIRED BY DEED OR	
Parks, Playgrounds, Shade Trees	99,370.00	Self-Liquidating	23,288,298.68	FORECLOSURE	
Land Reclamation & Conservation	6,239.19	Other	6,207,754.93	Balance January 1, 1992	
Other Recreational Services	84,645.00	Total	29,496,053.61	Transfers From Taxes or Liens	
EDUCATION (excluding schools)		EQUALIZED VALUATION BASIS		Sale for Cash (1992)	
Libraries	344,900.00	FOR NET DEBT COMPUTATION	575,431,770	Cancelled, Abated or Adjusted (1992)	
Other Educational Services		REAL PROPERTY VALUATIONS		Balance December 31, 1992	
STATUTORY EXPENDITURES		Code Class # of Parcels % VAL'N	ASSESSED VALUATION	CURRENT FINANCES DECEMBER 31, 1992	
Pensions & F. L. C. A.	182,097.00	1 Vacant Land 242 1.60	9,377,900.00	ASSETS	
Employee Fringe Benefits	438,700.00	2 Residential 4430 65.07	380,845,527.00	Cash Dec. 31, 1992	
Other Statutory Expenditures	12,248.00	3 Farm 3 .01	46,846.00	Taxes Receivable	
CETA And Other Public Employment Programs		4a Commercial 332 13.98	81,210,748.00	Tax Title Liens	
MUNICIPAL FUNCTIONS TOTAL	7,087,171.37	4b Industrial 36 15.78	92,355,160.00	Foreclosed Property	
CAPITAL IMPROVEMENTS *MEMO*	40,450.00	4c Apartments 32 3.67	21,453,700.00	Emergencies & Other Deferred Charges	
DEBT SERVICE		Total 5075	585,289,881.00	State and Federal Aid Receivable	
Principal Payments	460,355.53	Land Area 2.90 Sq. Miles		Other Receivables	
Interest Payments	233,728.06	Net Valuation Taxable-Municipal	591,647,813	Total	
DEFERRED CHARGES	250,912.40	Net Valuation Taxable-County	591,822,728	4,796,743.19	
SCHOOL, COUNTY, SPECIAL DISTRICT TAXES	9,432,329.66	State Equalized Valuation	553,456,111	LIABILITIES, RESERVES, AND SURPLUS	
RESERVE FOR UNCOLLECTED TAXES	1,197,424.97	State Equalization Ratio	105.01	Cash Liabilities	
EXPENDITURES TOTAL	13,661,921.99			Reserves for Receivables	
				Surplus Dec. 31, 1992	
				Total	

Population 1980 **2,810**
 Population 1990 **3,250**
 S & P Rating
 Moody Rating

General Tax Rate Per \$100. **2.73**
 State Equalized Tax Rate **1.88**

PILESGROVE TOWNSHIP - SALEM COUNTY
 Form of Government:
Township Committee
 Number of Members on Governing Body - 3

PER CAPITA:
 Gross Debt **913.08** PER CENT:
 Net Debt **29.23** Gross Debt **1.66**
 Debt Service Tax Levy Collected **94.84**
 Total Tax Levy **993.17** Tax Levy Cancelled, Abated
 Municipal Expenditures **506.95** or Adjusted **.04**

EXPENDITURES	REVENUES-REALIZED	1992 PROPERTY TAX
GENERAL GOVERNMENT		STATE EQUALIZED TAX RATE \rightarrow
Governing Body & Public Boards	1992 Property Taxes Collected 2,980,579.78	Local District School Taxes
Municipal Clerk	1992 Payments in Lieu of Taxes	Regional & Consolidated School Tax 1.14 1,890,750.53
Financial Administration 29,392.79	Delinquent Tax & Lien Collections 193,425.25	School Taxes in Municipal Budget
Assessment of Taxes 12,900.00	Business Personalty Replacement Taxes 45,057.56	County Taxes .80 1,327,022.60
Collection of Taxes 26,090.97	Taxes from Public Utilities 378,119.00	County Library Taxes
Planning, Housing & Development 91,408.10	Other Miscellaneous Tax Revenues	Local Municipal Purpose Taxes
Human Resources 25,939.76	State Aid Revenues 199,493.76	Veteran & Senior Citizen Taxes
Elections	Federal Aid Revenues	Total Taxes for Rate Computation 1.88 3,231,673.13
General Administration (other) 281,117.23	State and Local Fiscal Assistance Act Utilized	Special District Taxes
JUDICIARY	Sole of Acquired Property	Bank Corp. Taxes
Municipal Courts 36,365.00	Other Miscellaneous Revenues	Added and Omitted Taxes
PUBLIC SAFETY	Total 4,145,455.35	Total Taxes Levied - ABSTRACT 3,244,061.42
Fire Protection 86,661.44	Prior Years Surplus Appropriated 936,447.98	Total Taxes Billed 3,142,649.92
Police Protection 11,000.00	REVENUES TOTAL 4,981,903.33	1992 TAXES COLLECTED 2,980,579.78
Civil Defense & Disaster Control 5,000.00	Reserve For Uncollected Taxes 225,750.00	1992 Taxes Cancelled, Abated or Adjusted 1,153.30
Environmental Inspection & Control 50,000.00		Transfer to Tax Title Liens or Foreclosed 4,414.64
Other Public Safety	CAPITAL OUTLAY TOTAL	Balance Outstanding Dec. 31, 1992 156,501.70
PUBLIC WORKS	Public Enterprises	PRIOR YEARS TAXES OUTSTANDING
Streets and Drainage 427,000.00	Recreation-Culture	Balance January 1, 1992 209,410.35
Sewers and Sewage Processing 102,600.84	Public Works	Collected in 1992 191,430.94
Garbage and Trash Disposal 35,000.00	Buildings and Grounds	Cancelled, Abated or Adjusted 1992 4.47
Public Buildings and Grounds 50,000.00	Library and Education	Transfers to Tax Title Liens or Foreclosed 1,859.02
Other Public Works 20,000.00	Conservation	Balance December 31, 1992 16,116.42
HEALTH and WELFARE	All Other	TAX TITLE LIENS OUTSTANDING
Health Services Except Environmental 2,595.00		Balance January 1, 1992 5,376.80
Welfare-Public Assistance 8,080.00	CAPITAL DEBT AUTHORIZED, DECEMBER 31, 1992	Transfer From Taxes 6,550.68
Hospital, Clinics, First Aid 1,000.00	ISSUED AND UNISSUED	Redeemed in 1992 1,995.31
Animal, Insect, & Rodent Control	School 2,547,502	Cancelled, Abated or Adjusted (1992)
Other Welfare Services	Self-Liquidating	Transfers to Foreclosed Property
RECREATION and CONSERVATION	Other 95,000 95,000	Balance December 31, 1992 9,932.17
Beaches and Boardwalks	Total 2,642,502	PROPERTY ACQUIRED BY DEED OR FORECLOSURE
Parks, Playgrounds, Shade Trees 25,000.00		Balance January 1, 1992 1,400.00
Land Reclamation & Conservation	ISSUED AND OUTSTANDING	Transfers From Taxes or Liens
Other Recreational Services	School 2,547,502.82	Sale for Cash (1992)
EDUCATION (excluding schools)	Self-Liquidating	Cancelled, Abated or Adjusted (1992)
Libraries 5,000.00	Other 48,970.64	Balance December 31, 1992 1,400.00
Other Educational Services	Total 2,596,473.46	CURRENT FINANCES DECEMBER 31, 1992
STATUTORY EXPENDITURES	EQUALIZED VALUATION BASIS FOR NET DEBT COMPUTATION 158,882,796	ASSETS
Pensions & F. L. C. A. 45,576.51	REAL PROPERTY VALUATIONS	Cash Dec. 31, 1992 3,155,270.23
Employee Fringe Benefits 35,066.27	Code Class # of Parcels % VAL'N	Taxes Receivable 172,618.12
Other Statutory Expenditures 1,000.00	1 Vacant Land 255 1.63 1,803,400.00	Tax Title Liens 9,932.17
CETA And Other Public Employment Programs	2 Residential 903 66.20 73,273,750.00	Foreclosed Property 1,400.00
MUNICIPAL FUNCTIONS TOTAL 1,415,843.91	3 Farm 637 21.38 23,662,700.00	Emergencies & Other Deferred Charges 22,680.63
CAPITAL IMPROVEMENTS *ME 10* 75,000.00	4a Commercial 55 8.48 9,381,600.00	State and Federal Aid Receivable 77,862.25
DEBT SERVICE	4b Industrial 3 2.16 2,385,900.00	Other Receivables 45,216.38
Principal Payments	4c Apartments 3 .16 173,000.00	Total 3,434,979.78
Interest Payments	Total 1857 110,680,350.00	LIABILITIES, RESERVES, AND SURPLUS
DEFERRED CHARGES 5,930.76	Land Area 36.10 Sq. Miles	Cash Liabilities 1,729,121.17
SCHOOL, COUNTY, SPECIAL DISTRICT TAXES 3,207,773.13	Net Valuation Taxable-Municipal 111,739,627	Reserves for Receivables 229,166.67
RESERVE FOR UNCOLLECTED TAXES 225,750.00	Net Valuation Taxable-County 169,546,670	Surplus Dec. 31, 1992 1,526,691.94
EXPENDITURES TOTAL 4,855,347.80	State Equalized Valuation 164,425,107	Total 3,434,979.78
	State Equalization Ratio 67.75	

Population 1980: 1,796
 Population 1990: 1,954
 S & P Rating
 Moody Rating

General Tax Rate Per \$100: 1.60
 State Equalized Tax Rate: 1.72

PINE BEACH BOROUGH - OCEAN COUNTY

Form of Government:

Borough Council

Number of Members on Governing Body - 6

PER CAPITA:

Gross Debt: 2,269.05
 Net Debt: 593.82
 Debt Service: 8.97
 Total Tax Levy: 1,033.96
 Municipal Expenditures: 551.90

PER CENT:

Gross Debt: 3.77
 Net Debt: .99
 Tax Levy Collected: 94.96
 Tax Levy Cancelled, Abated or Adjusted: .15

EXPENDITURES		REVENUES-REALIZED		1992 PROPERTY TAX				
GENERAL GOVERNMENT		REVENUES-REALIZED		STATE EQUALIZED TAX RATE →				
Governing Body & Public Boards		1992 Property Taxes Collected	1,919,795.52	Local District School Taxes				
Municipal Clerk		1992 Payments in Lieu of Taxes		Regional & Consolidated School Tax	1.02			
Financial Administration	36,221.00	Delinquent Tax & Lien Collections	94,965.66	School Taxes in Municipal Budget				
Assessment of Taxes	7,514.00	Business Personalty Replacement Taxes	3,011.56	County Taxes	.40 *			
Collection of Taxes	8,366.00	Taxes from Public Utilities	171,962.00	County Library Taxes	.03			
Planning, Housing & Development	6,681.00	Other Miscellaneous Tax Revenues		Local Municipal Purpose Taxes	.27			
Human Resources	44,675.00	State Aid Revenues	157,657.13	Veteran & Senior Citizen Taxes				
Elections		Federal Aid Revenues		Total Taxes for Rate Computation	1.72			
General Administration (other)	123,027.64	State and Local Fiscal Assistance Act Utilized		Special District Taxes				
JUDICIARY		Sale of Acquired Property		Bank Corp. Taxes				
Municipal Courts	13,400.00	Other Miscellaneous Revenues	108,701.27	Added and Omitted Taxes				
PUBLIC SAFETY		Total	2,456,095.14	Total Taxes Levied - ABSTRACT	2,020,356.23			
Fire Protection	9,374.50	Prior Years Surplus Appropriated	340,000.00	Total Taxes Billed	2,021,598.66			
Police Protection	226,223.57	REVENUES TOTAL	2,796,095.14	1992 TAXES COLLECTED	1,919,796.52			
Civil Defense & Disaster Control	872.00	Reserve For Uncollected Taxes	157,263.58	1992 Taxes Cancelled, Abated or Adjusted	2,990.64			
Environmental Inspection & Control	885.00	CAPITAL OUTLAY TOTAL	174,184.04	Transfer to Tax Title Liens or Foreclosed	2,804.95			
Other Public Safety		Public Enterprises	7,303.79	Balance Outstanding Dec. 31, 1992	96,006.55			
PUBLIC WORKS		Recreation-Culture		PRIOR YEARS TAXES OUTSTANDING				
Streets and Drainage	98,389.00	Public Works		Balance January 1, 1992	73,803.59			
Sewers and Sewage Processing	3,500.00	Buildings and Grounds	166,380.25	Collected in 1992	75,634.51			
Garbage and Trash Disposal	136,400.00	Library and Education		Cancelled, Abated or Adjusted 1992	1,728.15			
Public Buildings and Grounds	7,500.00	Conservation		Transfers to Tax Title Liens or Foreclosed				
Other Public Works	59,600.00	All Other		Balance December 31, 1992	1,440.82			
HEALTH and WELFARE		CAPITAL DEBT AUTHORIZED, DECEMBER 31, 1992		TAX TITLE LIENS OUTSTANDING				
Health Services Except Environmental	300.00	ISSUED AND UNISSUED		Balance January 1, 1992	29,073.57			
Welfare-Public Assistance	2,535.00	School	217,574	Transfer From Taxes	2,804.95			
Hospital, Clinics, First Aid		Self-Liquidating	3,883,992	Redeemed in 1992	19,332.05			
Animal, Insect, & Rodent Control	1,000.00	Other	330,205	Cancelled, Abated or Adjusted (1992)				
Other Welfare Services		Total	4,431,771	Transfers to Foreclosed Property				
RECREATION and CONSERVATION		ISSUED AND OUTSTANDING		Balance December 31, 1992	12,546.47			
Beaches and Boardwalks	3,190.00	School	217,574.82	PROPERTY ACQUIRED BY DEED OR FORECLOSURE				
Parks, Playgrounds, Shade Trees	1,400.00	Self-Liquidating	1,016,003.13	Balance January 1, 1992	12,200.00			
Land Reclamation & Conservation	6,202.56	Other	214,069.00	Transfers From Taxes or Liens				
Other Recreational Services	7,000.00	Total	1,447,646.95	Sale for Cash (1992)				
EDUCATION (excluding schools)		EQUALIZED VALUATION BASIS		Cancelled, Abated or Adjusted (1992)				
Libraries		FOR NET DEBT COMPUTATION	117,497,570	Balance December 31, 1992	12,200.00			
Other Educational Services		REAL PROPERTY VALUATIONS		CURRENT FINANCES DECEMBER 31, 1992				
STATUTORY EXPENDITURES		Code	Class	# of Parcels	% VAL'N	ASSESSED VALUATION		
Pensions & F. L. C. A.	10,500.00	1	Vacant Land	72	2.32	2,919,700.00	Cash Dec. 31, 1992	766,103.75
Employee Fringe Benefits	65,000.00	2	Residential	801	93.31	117,213,400.00	Taxes Receivable	97,447.37
Other Statutory Expenditures	3,000.00	3	Farm				Tax Title Liens	12,546.47
CETA And Other Public Employment Programs		4a	Commercial	20	4.20	5,230,900.00	Foreclosed Property	12,200.00
MUNICIPAL FUNCTIONS TOTAL	880,754.27	4b	Industrial				Emergencies & Other Deferred Charges	14,599.38
CAPITAL IMPROVEMENTS *MEMO*		4c	Apartments	1	.16	205,300.00	State and Federal Aid Receivable	
DEBT SERVICE		Total		894		125,624,300.00	Other Receivables	121,394.75
Principal Payments	12,000.00	Land Area	.60	Sq. Miles			Total	1,024,291.72
Interest Payments	5,528.71	Net Valuation Taxable-Municipal				125,917,497	LIABILITIES, RESERVES, AND SURPLUS	
DEFERRED CHARGES	22,858.06	Net Valuation Taxable-County				116,660,264	Cash Liabilities	327,937.32
SCHOOL, COUNTY, SPECIAL DISTRICT TAXES	1,698,939.86	State Equalized Valuation				117,001,019	Reserves for Receivables	243,588.59
RESERVE FOR UNCOLLECTED TAXES	157,263.58	State Equalization Ratio				107.64	Surplus Dec. 31, 1992	452,765.81
EXPENDITURES TOTAL	2,777,394.43						Total	1,024,291.72

*Includes County Health Service Taxes, County Vocational School Taxes, or County Open Space Tax. See Table 13.

0428

Population 1980 **8,684**
 Population 1990 **9,854**
 S & P Rating
 Moody Rating **AAA**

General Tax Rate Per \$100. **6.63**
 State Equalized Tax Rate **2.86**

PINE HILL BOROUGH - CAMDEN COUNTY

Form of Government:

Borough Council

Number of Members on Governing Body - 6

PER CAPITA:

Gross Debt **475.37**
 Net Debt **276.08**
 Debt Service **45.94**
 Total Tax Levy **674.27**
 Municipal Expenditures **396.18**

PER CENT:

Gross Debt **2.25**
 Net Debt **1.30**
 Tax Levy Collected **92.29**
 Tax Levy Cancelled, Abated or Adjusted **13.07**

EXPENDITURES		REVENUES-REALIZED			1992 PROPERTY TAX	
GENERAL GOVERNMENT					STATE EQUALIZED TAX RATE	
Governing Body & Public Boards	23,800.00	1992 Property Taxes Collected			Local District School Taxes	75
Municipal Clerk		1992 Payments in Lieu of Taxes			Regional & Consolidated School Tax	54
Financial Administration	140,500.00	Delinquent Tax & Lien Collections			School Taxes in Municipal Budget	
Assessment of Taxes	29,400.00	Business Personality Replacement Taxes			County Taxes	79
Collection of Taxes	70,500.00	Taxes from Public Utilities			County Library Taxes	03
Planning, Housing & Development	10,700.00	Other Miscellaneous Tax Revenues			Local Municipal Purpose Taxes	75
Human Resources	14,804.00	State Aid Revenues			Veteran & Senior Citizen Taxes	
Elections	5,950.00	Federal Aid Revenues			Total Taxes for Rate Computation	2.86
General Administration (other)	352,850.00	State and Local Fiscal Assistance Act Utilized			Special District Taxes	
JUDICIARY		Sale of Acquired Property			Bank Corp. Taxes	
Municipal Courts	79,500.00	Other Miscellaneous Revenues			Added and Omitted Taxes	
PUBLIC SAFETY		Total			Total Taxes Levied - ABSTRACT	
Fire Protection	15,150.00	575,490.88			Total Taxes Billed	
Police Protection	891,954.77	Prior Years Surplus Appropriated			1992 TAXES COLLECTED	
Civil Defense & Disaster Control	100.00	REVENUES TOTAL			1992 Taxes Cancelled, Abated or Adjusted	
Environmental Inspection & Control	38,200.00	Reserve For Uncollected Taxes			Transfer to Tax Title Liens or Foreclosed	
Other Public Safety		CAPITAL OUTLAY TOTAL			Balance Outstanding Dec. 31, 1992	
PUBLIC WORKS		239,361.40			PRIOR YEARS TAXES OUTSTANDING	
Streets and Drainage	77,100.00	Public Enterprises			Balance January 1, 1992	
Sewers and Sewage Processing		Recreation-Culture			Collected in 1992	
Garbage and Trash Disposal	552,000.00	Public Works			Cancelled, Abated or Adjusted 1992	
Public Buildings and Grounds		Buildings and Grounds			Transfers to Tax Title Liens or Foreclosed	
Other Public Works	127,200.00	Library and Education			Balance December 31, 1992	
HEALTH and WELFARE		Conservation			TAX TITLE LIENS OUTSTANDING	
Health Services Except Environmental	200.00	All Other			Balance January 1, 1992	
Welfare-Public Assistance	4,300.00	CAPITAL DEBT AUTHORIZED, DECEMBER 31, 1992			Transfer From Taxes	
Hospital, Clinics, First Aid		ISSUED AND UNISSUED			Redeemed in 1992	
Animal, Insect, & Rodent Control	2,500.00	SCHOOL			Cancelled, Abated or Adjusted (1992)	
Other Welfare Services		Self-Liquidating			Transfers to Foreclosed Property	
RECREATION and CONSERVATION		Other			Balance December 31, 1992	
Beaches and Boardwalks		Total			PROPERTY ACQUIRED BY DEED OR FORECLOSURE	
Parks, Playgrounds, Shade Trees	14,200.00	ISSUED AND OUTSTANDING			Balance January 1, 1992	
Land Reclamation & Conservation	43,000.00	SCHOOL			Transfers From Taxes or Liens	
Other Recreational Services	2,000.00	Self-Liquidating			Sole for Cash (1992)	
EDUCATION (excluding schools)		Other			Cancelled, Abated or Adjusted (1992)	
Libraries		Total			Balance December 31, 1992	
Other Educational Services		EQUALIZED VALUATION BASIS			CURRENT FINANCES DECEMBER 31, 1992	
STATUTORY EXPENDITURES		FOR NET DEBT COMPUTATION			ASSETS	
Pensions & F. L. C. A.	205,000.00	REAL PROPERTY VALUATIONS			Cash Dec. 31, 1992	
Employee Fringe Benefits	187,550.00	Code Class # of Parcels % VAL'N			Taxes Receivable	
Other Statutory Expenditures	35,000.00	ASSESSED VALUATION			Tox Title Liens	
CETA And Other Public Employment Programs		1 Vacant Land 562 4.87 4,533,100.00			Foreclosed Property	
MUNICIPAL FUNCTIONS TOTAL		2 Residential 2262 82.01 76,373,700.00			Emergencies & Other Deferred Charges	
CAPITAL IMPROVEMENTS *MEMO*		3 Farm 6 .35 326,400.00			State and Federal Aid Receivable	
DEBT SERVICE		4a Commercial 41 3.67 3,417,590.00			Other Receivables	
Principal Payments	274,661.87	4b Industrial 3 .38 354,500.00			Total	
Interest Payments	178,024.19	4c Apartments 5 8.73 8,125,900.00			LIABILITIES, RESERVES, AND SURPLUS	
DEFERRED CHARGES		Total 2880 93,131,190.00			Cash Liabilities	
SCHOOL, COUNTY, SPECIAL DISTRICT TAXES	6,770.82	Land Area 3.97 Sq. Miles			Reserves for Receivables	
RESERVE FOR UNCOLLECTED TAXES	4,885,434.72	Net Valuation Taxable-Municipal			Surplus Dec. 31, 1992	
EXPENDITURES TOTAL	9,789,350.37	Net Valuation Taxable-County			Total	
		State Equalized Valuation				
		State Equalization Ratio				

0429

Population 1980 23
 Population 1990 19
 S & P Rating
 Moody Rating

General Tax Rate Per \$100. 2.97
 State Equalized Tax Rate 1.87

PINE VALLEY BOROUGH - CAMDEN CO.
 Form of Government:
Commission (1911)
 Number of Members on Governing Body - 3

PER CAPITA:
 Gross Debt
 Net Debt
 Debt Service
 Total Tax Levy 915.26
 Municipal Expenditures 2,030.74

PER CENT:
 Gross Debt
 Net Debt
 Tax Levy Collected 100.00
 Tax Levy Cancelled, Abated or Adjusted

EXPENDITURES		REVENUES-REALIZED		1992 PROPERTY TAX	
GENERAL GOVERNMENT		REVENUES-REALIZED		STATE EQUALIZED TAX RATE ▼	
Governing Body & Public Boards		1992 Property Taxes Collected	207,505.43	Local District School Taxes	
Municipal Clerk		1992 Payments in Lieu of Taxes		Regional & Consolidated School Tax	
Financial Administration	2,150.00	Delinquent Tax & Lien Collections		School Taxes in Municipal Budget	
Assessment of Taxes	2,900.00	Business Personalty Replacement Taxes	949.04	County Taxes	83,642.32
Collection of Taxes	665.00	Taxes from Public Utilities	1,735.00	County Library Taxes	2,722.26
Planning, Housing & Development		Other Miscellaneous Tax Revenues		Local Municipal Purpose Taxes	118,395.00
Human Resources	24,068.48	State Aid Revenues	93,831.00	Veteran & Senior Citizen Taxes	
Elections	1,600.00	Federal Aid Revenues		Total Taxes for Rate Computation	204,759.58
General Administration (other)	14,958.00	State and Local Fiscal Assistance Act Utilized		Special District Taxes	
JUDICIARY		Sale of Acquired Property		Bank Corp. Taxes	
Municipal Courts	1,050.00	Other Miscellaneous Revenues	11,864.68	Added and Omitted Taxes	2,630.44
PUBLIC SAFETY		Total	315,885.15	Total Taxes Levied - ABSTRACT	207,390.02
Fire Protection	1,100.00	Prior Years Surplus Appropriated	8,124.95	Total Taxes Billed	207,505.43
Police Protection	136,200.52	REVENUES TOTAL	324,010.10	1992 TAXES COLLECTED	207,505.43
Civil Defense & Disaster Control		Reserve For Uncollected Taxes		1992 Taxes Cancelled, Abated or Adjusted	
Environmental Inspection & Control	10,100.00	CAPITAL OUTLAY TOTAL		Transfer to Tax Title Liens or Foreclosed	
Other Public Safety		Public Enterprises		Balance Outstanding Dec. 31, 1992	
PUBLIC WORKS		Recreation--Culture		PRIOR YEARS TAXES OUTSTANDING	
Streets and Drainage		Public Works		Balance January 1, 1992	
Sewers and Sewage Processing		Buildings and Grounds		Collected in 1992	
Gorbage and Trash Disposal	3,600.00	Library and Education		Cancelled, Abated or Adjusted 1992	
Public Buildings and Grounds		Conservation		Transfers to Tax Title Liens or Foreclosed	
Other Public Works	1,200.00	All Other		Balance December 31, 1992	
HEALTH and WELFARE		CAPITAL DEBT AUTHORIZED, DECEMBER 31, 1992		TAX TITLE LIENS OUTSTANDING	
Health Services Except Environmental		ISSUED AND UNISSUED		Balance January 1, 1992	
Welfare--Public Assistance		School		Transfer From Taxes	
Hospital, Clinics, First Aid		Self-Liquidating		Redeemed in 1992	
Animal, Insect, & Rodent Control		Other		Cancelled, Abated or Adjusted (1992)	
Other Welfare Services		Total		Transfers to Foreclosed Property	
RECREATION and CONSERVATION		ISSUED AND OUTSTANDING		Balance December 31, 1992	
Beaches and Boardwalks		School		PROPERTY ACQUIRED BY DEED OR FORECLOSURE	
Parks, Playgrounds, Shade Trees		Self-Liquidating		Balance January 1, 1992	
Land Reclamation & Conservation		Other		Transfers From Taxes or Liens	
Other Recreational Services		Total		Sale for Cash (1992)	
EDUCATION (excluding schools)		EQUALIZED VALUATION BASIS		Cancelled, Abated or Adjusted (1992)	
Libraries		FOR NET DEBT COMPUTATION	10,512,413	Balance December 31, 1992	
Other Educational Services		REAL PROPERTY VALUATIONS		CURRENT FINANCES DECEMBER 31, 1992	
STATUTORY EXPENDITURES		Code Class # of Parcels % VAL'N		ASSETS	
Pensions & F. L. C. A.	12,842.00	1 Vacant Land 9 17.17	1,180,900.00	Cash Dec. 31, 1992	39,231.38
Employee Fringe Benefits	15,500.00	2 Residential 22 48.31	3,321,780.00	Taxes Receivable	
Other Statutory Expenditures	650.00	3 Farm		Tax Title Liens	
CETA And Other Public Employment Programs		4a Commercial 14 34.51	2,373,200.00	Foreclosed Property	
MUNICIPAL FUNCTIONS TOTAL	228,584.00	4b Industrial		Emergencies & Other Deferred Charges	
CAPITAL IMPROVEMENTS *MEMO*		4c Apartments		State and Federal Aid Receivable	
DEBT SERVICE		Total 45	6,875,880.00	Other Receivables	
Principal Payments		Land Area .94 Sq. Miles		Total	39,231.38
Interest Payments		Net Valuation Taxable-Municipal	6,902,796	LIABILITIES, RESERVES, AND SURPLUS	
DEFERRED CHARGES		Net Valuation Taxable-County	10,392,767	Cash Liabilities	13,636.61
SCHOOL, COUNTY, SPECIAL DISTRICT TAXES	36,364.58	State Equalized Valuation	10,937,548	Reserves for Receivables	
RESERVE FOR UNCOLLECTED TAXES		State Equalization Ratio	63.02	Surplus Dec. 31, 1992	25,594.77
EXPENDITURES TOTAL	314,948.58			Total	39,231.38

Population 1980 42,223
 Population 1990 47,089
 S & P Rating AA-
 Moody Rating AA

General Tax Rate Per \$100. 2.66
 State Equalized Tax Rate 2.16

PISCATAWAY TWP. - MIDDLESEX COUNTY
 Form of Government:
Mayor-Council Plan F (OMCL 50)
 Number of Members on Governing Body - 7

PER CAPITA: PER CENT:
 Gross Debt 726.58 Gross Debt 1.15
 Net Debt 522.68 Net Debt .83
 Debt Service 51.18 Tax Levy Collected 94.21
 Total Tax Levy 1,334.97 Tax Levy Cancelled, Abated or Adjusted
 Municipal Expenditures 489.36

EXPENDITURES		REVENUES-REALIZED		1992 PROPERTY TAX	
GENERAL GOVERNMENT		REVENUES-REALIZED		STATE EQUALIZED TAX RATE	
Governing Body & Public Boards	50,400.00	1992 Property Taxes Collected	30,191,860.00	Local District School Taxes	1.36
Municipal Clerk	99,895.00	1992 Payments in Lieu of Taxes		Regional & Consolidated School Tax	
Financial Administration	270,850.00	Delinquent Tax & Lien Collections	2,775,009.00	School Taxes in Municipal Budget	
Assessment of Taxes	188,450.00	Business Personalty Replacement Taxes	829,027.00	County Taxes	.48
Collection of Taxes	113,700.00	Taxes from Public Utilities	3,602,988.00	County Library Taxes	
Planning, Housing & Development	317,400.00	Other Miscellaneous Tax Revenues		Local Municipal Purpose Taxes	.31
Human Resources	162,409.00	State Aid Revenues	3,635,498.00	Veteran & Senior Citizen Taxes	
Elections	22,400.00	Federal Aid Revenues		Total Taxes for Rate Computation	2.15
General Administration (other)	1,111,300.00	State and Local Fiscal Assistance Act Utilized		Special District Taxes	790,461.00
JUDICIARY		Sale of Acquired Property		Bank Corp. Taxes	
Municipal Courts	263,000.00	Other Miscellaneous Revenues	1,944,738.00	Added and Omitted Taxes	
PUBLIC SAFETY		Total	42,979,120.00	Total Taxes Levied - ABSTRACT	62,857,892.16
Fire Protection	132,230.00	Prior Years Surplus Appropriated	600,000.00	Total Taxes Billed	32,047,822.00
Police Protection	5,512,736.00	REVENUES TOTAL	43,579,120.00	1992 TAXES COLLECTED	30,191,860.00
Civil Defense & Disaster Control	5,600.00	Reserve for Uncollected Taxes	2,440,000.00	1992 Taxes Cancelled, Abated or Adjusted	843.00
Environmental Inspection & Control	409,000.00	CAPITAL OUTLAY TOTAL		Transfer to Tax Title Liens or Foreclosed	
Other Public Safety		Public Enterprises	9,740.00	Balance Outstanding Dec. 31, 1992	1,855,119.00
PUBLIC WORKS		Recreation-Culture	43,527.00	PRIOR YEARS TAXES OUTSTANDING	
Streets and Drainage	1,480,800.00	Public Works	308,341.00	Balance January 1, 1992	2,318,233.00
Sewers and Sewage Processing	148,800.00	Buildings and Grounds	8,050,025.00	Collected in 1992	813,711.00
Garbage and Trash Disposal	523,600.00	Library and Education	71,916.00	Cancelled, Abated or Adjusted 1992	
Public Buildings and Grounds	521,000.00	Conservation		Transfers to Tax Title Liens or Foreclosed	52,239.00
Other Public Works	705,237.00	All Other		Balance December 31, 1992	1,452,283.00
HEALTH and WELFARE		CAPITAL DEBT AUTHORIZED, DECEMBER 31, 1992			
Health Services Except Environmental	364,835.00	ISSUED AND UNISSUED	GROSS DEBT	NET DEBT	
Welfare-Public Assistance	260,550.00	School	2,954,000		
Hospital, Clinics, First Aid		Self-Liquidating	6,647,500		
Animal, Insect, & Rodent Control		Other	24,612,600	24,612,600	
Other Welfare Services		Total	34,214,100	24,612,600	
RECREATION and CONSERVATION		ISSUED AND OUTSTANDING			
Beaches and Boardwalks		School		2,954,000.00	
Parks, Playgrounds, Shade Trees	432,800.00	Self-Liquidating		3,047,500.00	
Land Reclamation & Conservation	17,620.00	Other		21,782,000.00	
Other Recreational Services	405,350.00	Total		27,783,500.00	
EDUCATION (excluding schools)		EQUALIZED VALUATION BASIS FOR NET DEBT COMPUTATION			
Libraries	1,260,068.00	REAL PROPERTY VALUATIONS			
Other Educational Services		Code	Class	# of Parcels	% VAL'N
STATUTORY EXPENDITURES		1	Vacant Land	1220	3.43
Pensions & F. L. C. A.	1,210,000.00	2	Residential	10412	49.27
Employee Fringe Benefits	2,223,000.00	3	Farm	47	.32
Other Statutory Expenditures		4a	Commercial	213	5.03
CETA And Other Public Employment Programs		4b	Industrial	197	37.17
MUNICIPAL FUNCTIONS TOTAL		4c	Apartments	20	6.78
CAPITAL IMPROVEMENTS *MEMO*	75,000.00	Total		12109	
DEBT SERVICE		Land Area 18.90 Sq. Miles		ASSESSED VALUATION	
Principal Payments	1,315,000.00	Net Valuation Taxable-Municipal		78,545,400.00	
Interest Payments	1,095,212.00	Net Valuation Taxable-County		1,128,860,600.00	
DEFERRED CHARGES		State Equalized Valuation		7,520,300.00	
SCHOOL, COUNTY, SPECIAL DISTRICT TAXES	53,823,735.16	State Equalization Ratio		115,174,900.00	
RESERVE FOR UNCOLLECTED TAXES	2,440,000.00			851,751,300.00	
EXPENDITURES TOTAL				109,512,900.00	
	76,866,977.16			2,291,365,300.00	
				LIABILITIES, RESERVES, AND SURPLUS	
				Cash Dec. 31, 1992	3,721,440.00
				Taxes Receivable	3,307,402.00
				Tax Title Liens	392,863.00
				Foreclosed Property	3,031,650.00
				Emergencies & Other Deferred Charges	
				State and Federal Aid Receivable	61,745.00
				Other Receivables	56,867.00
				Total	10,571,967.00
				LIABILITIES, RESERVES, AND SURPLUS	
				Cash Liabilities	2,772,987.00
				Reserves for Receivables	6,788,782.00
				Surplus Dec. 31, 1992	1,010,198.00
				Total	10,571,967.00

0815
 Population 1980 9,744
 Population 1990 9,365
 S & P Rating
 Moody Rating AAA

General Tax Rate Per \$100. 2.29
 State Equalized Tax Rate 2.37

PITMAN BOROUGH - GLOUCESTER COUNTY

Form of Government:

Borough Council

Number of Members on Governing Body - 6

PER CAPITA: PER CENT:
 Gross Debt 586.04 Gross Debt 1.62
 Net Debt 342.24 Net Debt .95
 Debt Service 22.80 Tax Levy Collected 96.35
 Total Tax Levy 891.05 Tax Levy Cancelled, Abated
 Municipal Expenditures 425.57 or Adjusted .07

EXPENDITURES	REVENUES-REALIZED	1992 PROPERTY TAX	
GENERAL GOVERNMENT		STATE EQUALIZED TAX RATE 2.37	
Governing Body & Public Boards		Local District School Taxes 1.11	3,901,515.45
Municipal Clerk		Regional & Consolidated School Tax	
Financial Administration 28,322.00	1992 Property Taxes Collected 8,025,737.09	School Taxes in Municipal Budget	
Assessment of Taxes 25,723.00	1992 Payments in Lieu of Taxes	County Taxes .61	2,160,299.30
Collection of Taxes 28,725.00	Delinquent Tax & Lien Collections 314,435.02	County Library Taxes .03	90,308.45
Planning, Housing & Development 23,648.00	Business Personalty Replacement Taxes 120,456.56	Local Municipal Purpose Taxes .62	2,177,008.60
Human Resources 54,803.00	Taxes from Public Utilities 308,749.00	Veteran & Senior Citizen Taxes	87,650.00
Elections 4,406.00	Other Miscellaneous Tax Revenues	Total Taxes for Rate Computation 2.37	8,416,781.80
General Administration (other) 303,363.00	State Aid Revenues 570,482.51	Special District Taxes	
JUDICIARY	Federal Aid Revenues	Bank Corp. Taxes	
Municipal Courts 35,548.21	State and Local Fiscal Assistance Act Utilized	Added and Omitted Taxes	15,591.28
PUBLIC SAFETY	Sale of Acquired Property	Total Taxes Levied - ABSTRACT	8,344,723.08
Fire Protection 75,658.40	Other Miscellaneous Revenues	Total Taxes Billed	8,329,131.80
Police Protection 722,482.40	Total 9,845,498.66	1992 TAXES COLLECTED	8,025,737.09
Civil Defense & Disaster Control 6,351.00	Prior Years Surplus Appropriated 200,000.00	1992 Taxes Cancelled, Abated or Adjusted	5,907.47
Environmental Inspection & Control 53,512.00	REVENUES TOTAL 10,045,498.66	Transfer to Tax Title Liens or Foreclosed	
Other Public Safety	Reserve For Uncollected Taxes 354,465.39	Balance Outstanding Dec. 31, 1992	329,130.25
PUBLIC WORKS	CAPITAL OUTLAY TOTAL 316,941.50	PRIOR YEARS TAXES OUTSTANDING	
Streets and Drainage 560,309.00	Public Enterprises 80,446.95	Balance January 1, 1992	363,897.14
Sewers and Sewage Processing 64,663.00	Recreation-Culture 99,075.57	Collected in 1992	303,435.02
Garbage and Trash Disposal 499,255.00	Public Works 25,455.13	Cancelled, Abated or Adjusted 1992	206.42
Public Buildings and Grounds 134,550.28	Buildings and Grounds 111,963.85	Transfers to Tax Title Liens or Foreclosed	
Other Public Works	Library and Education	Balance December 31, 1992	60,255.70
HEALTH and WELFARE	Conservation	TAX TITLE LIENS OUTSTANDING	
Health Services Except Environmental 31,575.00	All Other	Balance January 1, 1992	39,051.01
Welfare-Public Assistance 13,996.79		Transfer From Taxes	
Hospital, Clinics, First Aid	CAPITAL DEBT AUTHORIZED, DECEMBER 31, 1992	Redeemed in 1992	
Animal, Insect, & Rodent Control	ISSUED AND UNISSUED	Cancelled, Abated or Adjusted (1992)	
Other Welfare Services	SCHOOL 1,891,000	Transfers to Foreclosed Property	
RECREATION and CONSERVATION	Self-Liquidating 351,500	Balance December 31, 1992	28,051.01
Beaches and Boardwalks	Other 3,245,750	PROPERTY ACQUIRED BY DEED OR FORECLOSURE	
Parks, Playgrounds, Shade Trees 95,038.00	Total 5,488,250	Balance January 1, 1992	72,115.00
Land Reclamation & Conservation 19,282.51	ISSUED AND OUTSTANDING	Transfers From Taxes or Liens	
Other Recreational Services 25,133.00	SCHOOL 1,891,000.00	Sale for Cash (1992)	
EDUCATION (excluding schools)	Self-Liquidating	Cancelled, Abated or Adjusted (1992)	
Libraries 114,810.95	Other 2,785,000.00	Balance December 31, 1992	72,115.00
Other Educational Services	Total 4,676,000.00	CURRENT FINANCES DECEMBER 31, 1992	
STATUTORY EXPENDITURES	EQUALIZED VALUATION BASIS	ASSETS	
Pensions & F. L. C. A. 173,450.21	FOR NET DEBT COMPUTATION 338,697,419	Cash Dec. 31, 1992	2,028,850.72
Employee Fringe Benefits 297,232.00	REAL PROPERTY VALUATIONS	Taxes Receivable	389,385.96
Other Statutory Expenditures 1,000.00	Code Class # of Parcels % VAL'N	Tax Title Liens	28,051.01
CETA And Other Public Employment Programs	1 Vacant Land 85 .73	Foreclosed Property	72,115.00
MUNICIPAL FUNCTIONS TOTAL 3,392,872.75	2 Residential 2866 82.64	Emergencies & Other Deferred Charges	79,793.67
CAPITAL IMPROVEMENTS *MEMO* 40,000.00	3 Farm 7 .10	State and Federal Aid Receivable	
DEBT SERVICE	4a Commercial 158 7.73	Other Receivables	140,150.44
Principal Payments 55,000.00	4b Industrial 4 6.46	Total	2,738,346.80
Interest Payments 153,548.86	4c Apartments 12 2.35	LIABILITIES, RESERVES, AND SURPLUS	
	Total 3132	Cash Liabilities	1,669,211.40
DEFERRED CHARGES 24,545.75	Land Area 2.26 Sq. Miles	Reserves for Receivables	629,702.41
SCHOOL COUNTY, SPECIAL DISTRICT TAXES 5,152,123.20	Net Valuation Taxable-Municipal 364,418,495	Surplus Dec. 31, 1992	439,432.99
RESERVE FOR UNCOLLECTED TAXES 354,465.39	Net Valuation Taxable-County 347,080,132	Total	2,738,346.80
EXPENDITURES TOTAL 10,137,555.95	State Equalized Valuation 351,392,828		
	State Equalization Ratio 103.57		

1710
 Population 1980 6,954
 Population 1990 8,121
 S & P Rating
 Moody Rating **AAA1**

General Tax Rate Per \$100. **2.30**
 State Equalized Tax Rate **1.84**

PITTSBORO TOWNSHIP - SALEM COUNTY
 Form of Government:
Township Committee
 Number of Members on Governing Body - 5

PER CAPITA:
 Gross Debt 510.46
 Net Debt 85.37
 Debt Service 3.03
 Total Tax Levy 720.34
 Municipal Expenditures 285.05

PER CENT:
 Gross Debt 1.51
 Net Debt .26
 Tax Levy Collected 91.39
 Tax Levy Cancelled, Abated or Adjusted .01

EXPENDITURES	REVENUES-REALIZED	1992 PROPERTY TAX	
GENERAL GOVERNMENT		STATE EQUALIZED TAX RATE	
Governing Body & Public Boards		Local District School Taxes	1.05
Municipal Clerk		Regional & Consolidated School Tax	3,099,625.50
Financial Administration	68,360.00	School Taxes in Municipal Budget	
Assessment of Taxes	36,328.00	County Taxes	.75
Collection of Taxes	36,253.00	County Library Taxes	
Planning, Housing & Development	61,119.00	Local Municipal Purpose Taxes	.05
Human Resources	60,173.13	Veteran & Senior Citizen Taxes	
Elections	1,400.00	Total Taxes for Rate Computation	1.85
General Administration (other)	480,830.00	Special District Taxes	328,811.27
JUDICIARY		Bank Corp. Taxes	
Municipal Courts	59,606.18	Added and Omitted Taxes	76,044.19
PUBLIC SAFETY		Total Taxes Levied - ABSTRACT	5,849,875.17
Fire Protection	12,065.00	Total Taxes Billed	5,856,245.07
Police Protection	6,100.00	1992 TAXES COLLECTED	5,352,114.08
Civil Defense & Disaster Control	5,580.00	1992 Taxes Cancelled, Abated or Adjusted	749.16
Environmental Inspection & Control	39,279.00	Transfer to Tax Title Liens or Foreclosed	28,009.25
Other Public Safety		Balance Outstanding Dec. 31, 1992	475,372.60
PUBLIC WORKS		PRIOR YEARS TAXES OUTSTANDING	
Streets and Drainage	205,828.00	Balance January 1, 1992	476,034.96
Sewers and Sewage Processing	7,529.90	Collected in 1992	459,644.02
Garbage and Trash Disposal	256,991.00	Cancelled, Abated or Adjusted 1992	
Public Buildings and Grounds	133,956.00	Transfers to Tax Title Liens or Foreclosed	
Other Public Works	16,000.00	Balance December 31, 1992	16,390.92
HEALTH and WELFARE		TAX TITLE LIENS OUTSTANDING	
Health Services Except Environmental	300.00	Balance January 1, 1992	144,408.92
Welfare-Public Assistance	2,385.00	Transfer From Taxes	31,427.58
Hospital, Clinics, First Aid	4,000.00	Redeemed in 1992	27,316.45
Animal, Insect, & Rodent Control	6,800.00	Cancelled, Abated or Adjusted (1992)	
Other Welfare Services		Transfers to Foreclosed Property	
RECREATION and CONSERVATION		Balance December 31, 1992	143,520.05
Beaches and Boardwalks		PROPERTY ACQUIRED BY DEED OR FORECLOSURE	
Parks, Playgrounds, Shade Trees		Balance January 1, 1992	1,840,400.00
Land Reclamation & Conservation	2,059.19	Transfers From Taxes or Liens	
Other Recreational Services	36,600.00	Sale for Cash (1992)	
EDUCATION (excluding schools)		Cancelled, Abated or Adjusted (1992)	
Libraries	500.00	Balance December 31, 1992	1,840,400.00
Other Educational Services		CURRENT FINANCES DECEMBER 31, 1992	
STATUTORY EXPENDITURES		ASSETS	
Pensions & F. L. C. A.	57,061.00	Cash Dec. 31, 1992	1,176,004.72
Employee Fringe Benefits	112,000.00	Taxes Receivable	491,763.52
Other Statutory Expenditures	1,000.00	Tax Title Liens	143,520.05
CETA And Other Public Employment Programs		Foreclosed Property	1,840,400.00
MUNICIPAL FUNCTIONS		Emergencies & Other Deferred Charges	
CAPITAL IMPROVEMENTS	106,350.00	State and Federal Aid Receivable	31,845.09
DEBT SERVICE		Other Receivables	15,125.92
Principal Payments	11,400.05	Total	3,703,659.30
Interest Payments	13,227.02	LIABILITIES, RESERVES, AND SURPLUS	
DEFERRED CHARGES		Cash Liabilities	564,072.39
SCHOOL, COUNTY, SPECIAL DISTRICT TAXES	5,635,497.33	Reserves for Receivables	2,495,809.49
RESERVE FOR UNCOLLECTED TAXES	579,902.40	Surplus Dec. 31, 1992	643,777.43
EXPENDITURES		Total	3,703,659.30
TOTAL	7,951,401.50		

2012

Population 1980 45,555
 Population 1990 46,567
 S & P Rating A+
 Moody Rating BAA1

General Tax Rate Per \$100. 3.02
 State Equalized Tax Rate 2.67

PLAINFIELD CITY - UNION COUNTY
 Form of Government:
 Special Charter (P.L. 1968 c. 159)
 Number of Members on Governing Body - 7

PER CAPITA:
 Gross Debt 465.85
 Net Debt 372.01
 Debt Service 50.75
 Total Tax Levy 902.49
 Municipal Expenditures 833.19
 PER CENT:
 Gross Debt 1.35
 Net Debt 1.09
 Tax Levy Collected 91.07
 Tax Levy Cancelled, Abated or Adjusted .26

EXPENDITURES		REVENUES-REALIZED		1992 PROPERTY TAX	
GENERAL GOVERNMENT		CAPITAL OUTLAY		STATE EQUALIZED TAX RATE	
Governing Body & Public Boards	173,898.00	Public Enterprises		Local District School Taxes	1.20 18,850,441.50
Municipal Clerk	233,453.00	Recreation-Culture		Regional & Consolidated School Tax	
Financial Administration	501,793.00	Public Works	5,967.23	School Taxes in Municipal Budget	.02 237,369.00
Assessment of Taxes	121,491.00	Buildings and Grounds	214,846.33	County Taxes	.46 7,156,368.76
Collection of Taxes	218,932.00	Library and Education		County Library Taxes	
Planning, Housing & Development	892,728.00	Conservation		Local Municipal Purpose Taxes	.99 15,552,453.00
Human Resources	1,869,942.25	All Other		Veteran & Senior Citizen Taxes	
Elections				Total Taxes for Rate Computation	2.67 41,996,082.26
General Administration (other)	3,144,500.00			Special District Taxes	
JUDICIARY				Bank Corp. Taxes	
Municipal Courts	497,072.04			Added and Omitted Taxes	229,460.43
PUBLIC SAFETY				Total Taxes Levied - ABSTRACT	42,026,092.69
Fire Protection	4,865,424.00			Total Taxes Billed	42,721,431.14
Police Protection	6,667,045.30			1992 TAXES COLLECTED	38,904,516.39
Civil Defense & Disaster Control	2,150.00			1992 Taxes Cancelled, Abated or Adjusted	110,322.78
Environmental Inspection & Control	479,133.00			Transfer to Tax Title Liens or Foreclosed	472,473.94
Other Public Safety				Balance Outstanding Dec. 31, 1992	3,234,118.03
PUBLIC WORKS				PRIOR YEARS TAXES OUTSTANDING	
Streets and Drainage	1,169,846.00			Balance January 1, 1992	4,289,949.59
Sewers and Sewage Processing				Collected in 1992	2,179,257.53
Garbage and Trash Disposal	668,465.00			Cancelled, Abated or Adjusted 1992	374,401.42
Public Buildings and Grounds	2,320,649.00			Transfers to Tax Title Liens or Foreclosed	
Other Public Works				Balance December 31, 1992	1,736,290.64
HEALTH and WELFARE				TAX TITLE LIENS OUTSTANDING	
Health Services Except Environmental	1,072,914.07			Balance January 1, 1992	1,710,228.15
Welfare-Public Assistance	451,225.00			Transfer From Taxes	472,473.94
Hospital, Clinics, First Aid	20,000.00			Redeemed in 1992	349,414.61
Animal, Insect, & Rodent Control	43,098.00			Cancelled, Abated or Adjusted (1992)	
Other Welfare Services				Transfers to Foreclosed Property	
RECREATION and CONSERVATION				Balance December 31, 1992	1,833,287.48
Beaches and Boardwalks				PROPERTY ACQUIRED BY DEED OR FORECLOSURE	
Parks, Playgrounds, Shade Trees				Balance January 1, 1992	1,616,500.00
Land Reclamation & Conservation	4,162.00			Transfers From Taxes or Liens	
Other Recreational Services	565,868.00			Sale for Cash (1992)	
EDUCATION (excluding schools)				Cancelled, Abated or Adjusted (1992)	
Libraries	728,043.00			Balance December 31, 1992	1,616,500.00
Other Educational Services	23,975.00			CURRENT FINANCES DECEMBER 31, 1992	
STATUTORY EXPENDITURES				ASSETS	
Pensions & F. L. C. A.	2,889,600.00			Cash Dec. 31, 1992	12,083,970.31
Employee Fringe Benefits	2,449,765.00			Taxes Receivable	4,970,408.67
Other Statutory Expenditures	10,000.00			Tax Title Liens	1,833,287.48
CETA And Other Public Employment Programs				Foreclosed Property	1,616,500.00
MUNICIPAL FUNCTIONS TOTAL	32,066,166.66			Emergencies & Other Deferred Charges	216,000.00
CAPITAL IMPROVEMENTS *MEMO*	185,000.00			State and Federal Aid Receivable	108,728.70
DEBT SERVICE				Other Receivables	478,904.29
Principal Payments	1,644,000.00			Total	21,307,799.45
Interest Payments	719,421.83			LIABILITIES, RESERVES, AND SURPLUS	
TYPE I SCHL DEBT *MEMO	630,282.00			Cash Liabilities	7,038,597.23
DEFERRED CHARGES	276,348.07			Reserves for Receivables	8,899,100.44
SCHOOL, COUNTY, SPECIAL DISTRICT TAXES	26,244,179.26			Surplus Dec. 31, 1992	5,370,111.78
RESERVE FOR UNCOLLECTED TAXES	4,093,000.00			Total	21,307,799.45
EXPENDITURES TOTAL	65,043,115.82				

1218
 Population 1980 5,605
 Population 1990 14,213
 S & P Rating
 Moody Rating AA1

General Tax Rate Per \$100. 2.84
 State Equalized Tax Rate 1.85

PLAINSBORO TOWNSHIP - MIDDLESEX CO.
 Form of Government:
 Township Committee
 Number of Members on Governing Body - 3

PER CAPITA:
 Gross Debt 1,572.20
 Net Debt 1,021.74
 Debt Service 54.72
 Total Tax Levy 1,917.54
 Municipal Expenditures 576.92

PER CENT:
 Gross Debt 1.58
 Net Debt 1.03
 Tax Levy Collected 98.09
 Tax Levy Cancelled, Abated or Adjusted .86

EXPENDITURES	REVENUES-REALIZED	1992 PROPERTY TAX
GENERAL GOVERNMENT		STATE EQUALIZED TAX RATE
Governing Body & Public Boards		Local District School Taxes
Municipal Clerk	140,925.00	Regional & Consolidated School Tax 1.20 16,787,774.53
Financial Administration	239,307.00	School Taxes in Municipal Budget
Assessment of Taxes	120,624.00	County Taxes .38 5,364,975.50
Collection of Taxes	67,440.00	County Library Taxes
Planning, Housing & Development	354,369.00	Local Municipal Purpose Taxes .26 3,673,083.52
Human Resources	30,941.00	Veteran & Senior Citizen Taxes 11,700.00
Elections	5,065.00	Total Taxes for Rate Computation 1.84 25,837,533.55
General Administration (other)	948,848.06	Special District Taxes 526,573.00
JUDICIARY		Bank Corp. Taxes
Municipal Courts	179,789.00	Added and Omitted Taxes 901,645.17
PUBLIC SAFETY		Total Taxes Levied - ABSTRACT 27,254,051.72
Fire Protection	72,639.00	Total Taxes Billed 27,285,958.25
Police Protection	1,868,446.00	1992 TAXES COLLECTED 26,764,620.48
Civil Defense & Disaster Control	4,700.00	1992 Taxes Cancelled, Abated or Adjusted 234,373.44
Environmental Inspection & Control	437,139.00	Transfer to Tax Title Liens or Foreclosed
Other Public Safety		Balance Outstanding Dec. 31, 1992 286,964.33
PUBLIC WORKS		PRIOR YEARS TAXES OUTSTANDING
Streets and Drainage	634,499.00	Balance January 1, 1992 219,306.93
Sewers and Sewage Processing		Collected in 1992 219,163.01
Garbage and Trash Disposal	15,400.00	Cancelled, Abated or Adjusted 1992 143.92
Public Buildings and Grounds	92,269.00	Transfers to Tax Title Liens or Foreclosed
Other Public Works		Balance December 31, 1992
HEALTH and WELFARE		TAX TITLE LIENS OUTSTANDING
Health Services Except Environmental	6,537.00	Balance January 1, 1992
Welfare-Public Assistance	6,599.00	Transfer From Taxes
Hospital, Clinics, First Aid		Redeemed in 1992
Animal, Insect, & Rodent Control	11,400.00	Cancelled, Abated or Adjusted (1992)
Other Welfare Services		Transfers to Foreclosed Property
RECREATION and CONSERVATION		Balance December 31, 1992
Beaches and Boardwalks		PROPERTY ACQUIRED BY DEED OR FORECLOSURE
Parks, Playgrounds, Shade Trees	124,943.00	Balance January 1, 1992 7,600.00
Land Reclamation & Conservation	116,070.00	Transfers From Taxes or Liens
Other Recreational Services	165,217.00	Sale for Cash (1992)
EDUCATION (excluding schools)		Cancelled, Abated or Adjusted (1992)
Libraries	471,633.00	Balance December 31, 1992 7,600.00
Other Educational Services		CURRENT FINANCES DECEMBER 31, 1992
STATUTORY EXPENDITURES		ASSETS
Pensions & F. L. C. A.	459,131.00	Cash Dec. 31, 1992 4,713,627.42
Employee Fringe Benefits	462,347.00	Taxes Receivable 286,964.33
Other Statutory Expenditures		Tax Title Liens 7,600.00
CETA And Other Public Employment Programs		Foreclosed Property 200,000.00
MUNICIPAL FUNCTIONS TOTAL 6,832,327.06		Emergencies & Other Deferred Charges 967.76
CAPITAL IMPROVEMENTS *MEMO* 38,356.50		State and Federal Aid Receivable 58,964.13
DEBT SERVICE		Other Receivables 5,263,123.64
Principal Payments 450,000.00		Total
Interest Payments 327,800.27		LIABILITIES, RESERVES, AND SURPLUS
DEFERRED CHARGES 51,589.50		Cash Liabilities 1,716,317.61
SCHOOL, COUNTY, SPECIAL DISTRICT TAXES 22,679,323.03		Reserves for Receivables 353,528.46
RESERVE FOR UNCOLLECTED TAXES 538,000.00		Surplus Dec. 31, 1992 3,198,277.57
EXPENDITURES TOTAL 30,877,039.86		Total 5,268,123.64
	REVENUES	
	1992 Property Taxes Collected 26,764,620.48	
	1992 Payments in Lieu of Taxes	
	Delinquent Tax & Lien Collections 219,163.01	
	Business Personality Replacement Taxes 74,379.48	
	Taxes from Public Utilities 1,137,280.99	
	Other Miscellaneous Tax Revenues	
	State Aid Revenues 505,224.06	
	Federal Aid Revenues	
	State and Local Fiscal Assistance Act Utilized	
	Sale of Acquired Property	
	Other Miscellaneous Revenues 1,637,966.10	
	Total 30,338,634.12	
	Prior Years Surplus Appropriated 1,800,000.00	
	REVENUES TOTAL 32,138,634.12	
	Reserve For Uncollected Taxes 538,000.00	
	CAPITAL OUTLAY TOTAL 1,730,787.19	
	Public Enterprises	
	Recreation-Culture 82,941.65	
	Public Works 345,929.02	
	Buildings and Grounds 96,776.50	
	Library and Education 1,205,140.02	
	Conservation	
	All Other	
	CAPITAL DEBT AUTHORIZED, DECEMBER 31, 1992	
	ISSUED AND UNISSUED GROSS DEBT NET DEBT	
	School 7,798,125	
	Self-Liquidating	
	Other 14,547,547	14,521,963
	Total 22,345,673	14,521,963
	ISSUED AND OUTSTANDING	
	School 7,798,125.72	
	Self-Liquidating	
	Other 10,887,000.00	
	Total 18,685,125.72	
	EQUALIZED VALUATION BASIS FOR NET DEBT COMPUTATION 1,415,107,140	
	REAL PROPERTY VALUATIONS	
	Code Class # of Parcels % VAL'N ASSESSED VALUATION	
	1 Vacant Land 464 4.42 39,954,600.00	
	2 Residential 3537 38.70 350,186,100.00	
	3 Farm 210 .56 5,031,800.00	
	4a Commercial 73 39.86 360,649,700.00	
	4b Industrial 6 3.93 35,521,100.00	
	4c Apartments 15 12.54 113,480,400.00	
	Total 4305 904,823,700.00	
	Land Area 11.80 Sq. Miles	
	Net Valuation Taxable-Municipal 910,431,805	
	Net Valuation Taxable-County 1,244,339,219	
	State Equalized Valuation 1,396,788,456	
	State Equalization Ratio 65.04	

0119
 Population 1980 13,435
 Population 1990 16,027
 S & P Rating A-
 Moody Rating AAA

General Tax Rate Per \$100. 2.50
 State Equalized Tax Rate 2.63

PLEASANTVILLE CITY - ATLANTIC COUNTY
 Form of Government:
 City Charter Act (P.L. 1897 c. 30)
 Number of Members on Governing Body - 7

PER CAPITA:
 Gross Debt 3,994.63
 Net Debt 2,681.94
 Debt Service 60.82
 Total Tax Levy 824.73
 Municipal Expenditures 734.69

PER CENT:
 Gross Debt 13.75
 Net Debt 9.24
 Tax Levy Collected 90.98
 Tax Levy Cancelled, Abated or Adjusted .69

EXPENDITURES	REVENUES-REALIZED	1992 PROPERTY TAX	
GENERAL GOVERNMENT		STATE EQUALIZED TAX RATE	
Governing Body & Public Boards		Local District School Taxes 1.11	5,529,360.28
Municipal Clerk 112,873.00	1992 Property Taxes Collected 12,028,363.00	Regional & Consolidated School Tax	
Financial Administration 216,412.00	1992 Payments in Lieu of Taxes	School Taxes in Municipal Budget	
Assessment of Taxes 64,260.00	Delinquent Tax & Lien Collections 890,052.00	County Taxes .47 *	2,364,334.62
Collection of Taxes 93,849.00	Business Personalty Replacement Taxes 138,443.00	County Library Taxes .03	171,176.78
Planning, Housing & Development 8,900.00	Taxes from Public Utilities 994,920.00	Local Municipal Purpose Taxes 1.02	5,119,536.00
Human Resources 82,611.00	Other Miscellaneous Tax Revenues	Veteran & Senior Citizen Taxes	152,950.00
Elections 8,566.00	State Aid Revenues 1,337,757.00	Total Taxes for Rate Computation 2.63	13,337,857.68
General Administration (other) 709,679.00	Federal Aid Revenues	Special District Taxes	
JUDICIARY	State and Local Fiscal Assistance Act Utilized	Bank Corp. Taxes	
Municipal Courts 184,724.00	Sole of Acquired Property	Added and Omitted Taxes	33,098.00
PUBLIC SAFETY	Other Miscellaneous Revenues 1,800,639.00	Total Taxes Levied - ABSTRACT	13,218,005.68
Fire Protection 1,305,179.00	Total 17,190,174.00	Total Taxes Billed	13,220,643.00
Police Protection 2,273,086.00	Prior Years Surplus Appropriated	1992 TAXES COLLECTED	12,028,363.00
Civil Defense & Disaster Control 3,500.00	REVENUES TOTAL 18,820,174.00	1992 Taxes Cancelled, Abated or Adjusted	91,680.00
Environmental Inspection & Control 224,815.00	Reserve For Uncollected Taxes 1,322,778.00	Transfer to Tax Title Liens or Foreclosed	235,468.00
Other Public Safety	CAPITAL OUTLAY TOTAL 326,465.00	Balance Outstanding Dec. 31, 1992	865,132.00
PUBLIC WORKS	Public Enterprises 94,109.00	PRIOR YEARS TAXES OUTSTANDING	
Streets and Drainage 1,186,692.00	Recreation-Culture	Balance January 1, 1992	800,064.00
Sewers and Sewage Processing 472,851.00	Public Works 4,539.00	Collected in 1992	608,904.00
Garbage and Trash Disposal 283,934.00	Buildings and Grounds 227,817.00	Cancelled, Abated or Adjusted 1992	14,721.00
Public Buildings and Grounds 446,231.00	Library and Education	Transfers to Tax Title Liens or Foreclosed	160,945.00
Other Public Works	Conservation	Balance December 31, 1992	15,494.00
HEALTH and WELFARE	All Other	TAX TITLE LIENS OUTSTANDING	
Health Services Except Environmental 30,760.00	CAPITAL DEBT AUTHORIZED, DECEMBER 31, 1992	Balance January 1, 1992	469,728.00
Welfare-Public Assistance 36,030.00	ISSUED AND UNISSUED	Transfer From Taxes	425,178.00
Hospital, Clinics, First Aid 23,200.00	SCHOOL GROSS DEBT NET DEBT	Redeemed in 1992	281,148.00
Animal, Insect, & Rodent Control	School 55,884,000 36,922,739	Cancelled, Abated or Adjusted (1992)	
Other Welfare Services	Self-Liquidating 3,238,100 1,160,800	Transfers to Foreclosed Property	
RECREATION and CONSERVATION	Other 4,899,890 4,899,890	Balance December 31, 1992	613,758.00
Beaches and Boardwalks 211,000.00	Total 64,021,990 42,983,429	PROPERTY ACQUIRED BY DEED OR FORECLOSURE	
Parks, Playgrounds, Shade Trees	ISSUED AND OUTSTANDING	Balance January 1, 1992	1,138,466.00
Land Reclamation & Conservation 2,475.00	School 884,000.00	Transfers From Taxes or Liens	
Other Recreational Services	Self-Liquidating 3,233,000.00	Sale for Cash (1992)	
EDUCATION (excluding schools)	Other 4,780,000.00	Cancelled, Abated or Adjusted (1992)	
Libraries	Total 8,897,000.00	Balance December 31, 1992	1,138,466.00
Other Educational Services	EQUALIZED VALUATION BASIS	CURRENT FINANCES DECEMBER 31, 1992	
STATUTORY EXPENDITURES	FOR NET DEBT COMPUTATION 465,157,608	ASSETS	
Pensions & F.L.C.A. 654,011.00	REAL PROPERTY VALUATIONS	Cash Dec. 31, 1992	2,848,169.00
Employee Fringe Benefits 821,875.00	Code Class # of Parcels % VAL'N ASSESSED VALUATION	Taxes Receivable	880,626.00
Other Statutory Expenditures	1 Vacant Land 663 3.99 19,959,100.00	Tax Title Liens	613,758.00
CETA And Other Public Employment Programs	2 Residential 4841 65.06 325,441,100.00	Foreclosed Property	1,138,466.00
MUNICIPAL FUNCTIONS TOTAL 9,457,513.00	3 Farm	Emergencies & Other Deferred Charges	51,019.00
CAPITAL IMPROVEMENTS *ME40* 16,000.00	4a Commercial 345 19.53 77,694,800.00	State and Federal Aid Receivable	466,341.00
DEBT SERVICE	4b Industrial 41 4.41 22,054,900.00	Other Receivables	277,805.00
Principal Payments 595,000.00	4c Apartments 30 7.02 35,097,800.00	Total	6,326,184.00
Interest Payments 379,740.00	Total 5920 500,247,700.00	LIABILITIES, RESERVES, AND SURPLUS	
DEFERRED CHARGES 19,876.00	Land Area 5.80 Sq. Miles	Cash Liabilities	2,158,472.00
SCHOOL, COUNTY, SPECIAL DISTRICT TAXES 8,065,371.63	Net Valuation Taxable-Municipal 526,869,427	Reserves for Receivables	3,213,696.00
RESERVE FOR UNCOLLECTED TAXES 1,322,778.00	Net Valuation Taxable-County 515,403,724	Surplus Dec. 31, 1992	954,016.00
EXPENDITURES TOTAL 19,340,278.63	State Equalized Valuation 501,375,167	Total	6,326,184.00
	State Equalization Ratio 105.37		

1523

Population 1980 4,674
 Population 1990 6,005
 S & P Rating
 Moody Rating

General Tax Rate Per \$100. 1.67
 State Equalized Tax Rate 1.66

PLUMSTED TOWNSHIP - OCEAN COUNTY
 Form of Government:
 Township Committee
 Number of Members on Governing Body - 3

PER CAPITA: PER CENT:
 Grass Debt 190.76 Grass Debt .46
 Net Debt 149.13 Net Debt .36
 Debt Service 12.95 Tax Levy Collected 96.11
 Total Tax Levy 743.91 Tax Levy Cancelled, Abated
 Municipal Expenditures 296.07 or Adjusted .03

EXPENDITURES		REVENUES-REALIZED		1992 PROPERTY TAX	
GENERAL GOVERNMENT		1992 Property Taxes Collected 4,325,455.53		STATE EQUALIZED TAX RATE 1.11	
Governing Body & Public Boards		1992 Payments in Lieu of Taxes		Local District School Taxes	2,881,032.00
Municipal Clerk		Delinquent Tax & Lien Collections	151,073.05	Regional & Consolidated School Tax	
Financial Administration	87,201.50	Business Personalty Replacement Taxes	20,169.32	School Taxes in Municipal Budget	
Assessment of Taxes	32,925.00	Taxes from Public Utilities	316,372.00	County Taxes	.40 * 1,040,489.00
Collection of Taxes	56,545.00	Other Miscellaneous Tax Revenues		County Library Taxes	.03 83,558.99
Planning, Housing & Development	25,493.00	State Aid Revenues	226,297.92	Local Municipal Purpose Taxes	.12 314,450.53
Human Resources	28,221.00	Federal Aid Revenues		Veteran & Senior Citizen Taxes	47,150.00
Elections		State and Local Fiscal Assistance Act Utilized		Total Taxes for Rate Computation	1.66 4,366,680.52
General Administration (other)	255,731.50	Sale of Acquired Property	2,172.10	Special District Taxes	107,366.00
JUDICIARY		Other Miscellaneous Revenues	429,139.63	Bank Corp. Taxes	
Municipal Courts	62,428.00	Prior Years Surplus Appropriated	492,000.00	Added and Omitted Taxes	70,309.11
PUBLIC SAFETY		REVENUES TOTAL	5,962,679.55	Total Taxes Levied - ABSTRACT	4,497,205.63
Fire Protection		Reserve For Uncollected Taxes	270,736.66	Total Taxes Billed	4,500,316.83
Police Protection	228,405.50	CAPITAL OUTLAY TOTAL	174,673.43	1992 TAXES COLLECTED	4,325,455.53
Civil Defense & Disaster Control	6,225.00	Public Enterprises		1992 Taxes Cancelled, Abated or Adjusted	1,241.76
Environmental Inspection & Control	69,500.00	Recreation-Culture		Transfer to Tax Title Liens or Foreclosed	
Other Public Safety		Public Works	150,332.15	Balance Outstanding Dec. 31, 1992	173,619.54
PUBLIC WORKS		Buildings and Grounds	24,341.28	PRIOR YEARS TAXES OUTSTANDING	
Streets and Drainage	138,000.00	Library and Education		Balance January 1, 1992	173,633.90
Sewers and Sewage Processing	32,500.00	Conservation		Collected in 1992	141,946.32
Garbage and Trash Disposal	36,650.00	All Other		Cancelled, Abated or Adjusted 1992	932.66
Public Buildings and Grounds	169,012.00	CAPITAL DEBT AUTHORIZED, DECEMBER 31, 1992		Transfers to Tax Title Liens or Foreclosed	1,374.56
Other Public Works	4,000.00	ISSUED AND UNISSUED		Balance December 31, 1992	29,380.36
HEALTH and WELFARE		School		TAX TITLE LIENS OUTSTANDING	
Health Services Except Environmental	150.00	Self-Liquidating		Balance January 1, 1992	17,702.80
Welfare-Public Assistance	5,326.00	Other	1,145,500	Transfer From Taxes	1,374.56
Hospital, Clinics, First Aid		Total	1,145,500	Redeemed in 1992	9,126.73
Animal, Insect, & Rodent Control		ISSUED AND OUTSTANDING		Cancelled, Abated or Adjusted (1992)	
Other Welfare Services		School		Transfers to Foreclosed Property	7,403.16
RECREATION and CONSERVATION		Self-Liquidating		Balance December 31, 1992	2,547.47
Beaches and Boardwalks	2,500.00	Other	259,500.00	PROPERTY ACQUIRED BY DEED OR	
Parks, Playgrounds, Shade Trees		Total	259,500.00	FORECLOSURE	
Land Reclamation & Conservation	4,916.51	EQUALIZED VALUATION BASIS		Balance January 1, 1992	300.00
Other Recreational Services	62,166.00	FOR NET DEBT COMPUTATION	249,760,206	Transfers From Taxes or Liens	7,814.14
EDUCATION (excluding schools)		REAL PROPERTY VALUATIONS		Sale for Cash (1992)	2,172.10
Libraries	1,000.00	Code Class # of Parcels % VAL'N ASSESSED VALUATION		Cancelled, Abated or Adjusted (1992)	5,942.04
Other Educational Services	1,000.00	1 Vacant Land 594 9.08 23,109,250.00		Balance December 31, 1992	
STATUTORY EXPENDITURES		2 Residential 1657 77.00 196,076,000.00		CURRENT FINANCES DECEMBER 31, 1992	
Pensions & F. L. C. A.	63,338.51	3 Farm 361 7.14 18,168,070.00		ASSETS	
Employee Fringe Benefits	44,200.00	4a Commercial 83 5.43 13,826,400.00		Cash Dec. 31, 1992	2,370,562.98
Other Statutory Expenditures		4b Industrial 6 .78 1,982,700.00		Taxes Receivable	202,999.90
CETA And Other Public Employment Programs		4c Apartments 7 .58 1,472,300.00		Tax Title Liens	2,547.47
MUNICIPAL FUNCTIONS TOTAL	1,417,434.52	Total 2708 254,634,720.00		Foreclosed Property	
CAPITAL IMPROVEMENTS *MEMO*	15,000.00	Land Area 40.70 Sq. Miles		Emergencies & Other Deferred Charges	28,000.00
DEBT SERVICE		Net Valuation Taxable-Municipal	258,156,973	State and Federal Aid Receivable	
Principal Payments	62,710.06	Net Valuation Taxable-County	260,436,324	Other Receivables	43,423.19
Interest Payments	15,030.00	State Equalized Valuation	259,658,234	Total	2,647,533.54
DEFERRED CHARGES	12,000.00	State Equalization Ratio	99.41	LIABILITIES, RESERVES, AND SURPLUS	
SCHOOL, COUNTY, SPECIAL DISTRICT TAXES	4,112,445.99			Cash Liabilities	707,554.95
RESERVE FOR UNCOLLECTED TAXES	270,736.66			Reserves for Receivables	248,970.56
EXPENDITURES TOTAL	5,990,357.23			Surplus Dec. 31, 1992	1,691,008.13

*Includes County Health Service Taxes, County Vocational School Taxes, or County Open Space Tax. See Table 13.

2120
 Population 1980 3,356
 Population 1990 3,591
 S & P Rating
 Moody Rating

General Tax Rate Per \$100. 1.78
 State Equalized Tax Rate 1.89

POHATCONG TOWNSHIP - WARREN CO.
 Form of Government:
 Township Committee
 Number of Members on Governing Body - 3

PER CAPITA:
 Grass Debt 302.36
 Net Debt 280.08
 Debt Service 31.47
 Total Tax Levy 1,183.28
 Municipal Expenditures 540.65

PER CENT:
 Gross Debt .48
 Net Debt .45
 Tax Levy Collected 90.23
 Tax Levy Cancelled, Abated or Adjusted 3.23

EXPENDITURES		REVENUES-REALIZED		1992 PROPERTY TAX	
GENERAL GOVERNMENT		REVENUES-REALIZED		STATE EQUALIZED TAX RATE	
Governing Body & Public Boards		1992 Property Taxes Collected	3,853,039.58	Local District School Taxes	1.02 2,286,683.04
Municipal Clerk		1992 Payments in Lieu of Taxes		Regional & Consolidated School Tax	
Financial Administration	13,688.72	Delinquent Tax & Lien Collections	139,267.04	School Taxes in Municipal Budget	
Assessment of Taxes	21,665.00	Business Personalty Replacement Taxes	55,295.76	County Taxes	.64 1,445,851.00
Collection of Taxes	22,472.00	Taxes from Public Utilities	217,948.00	County Library Taxes	.05 121,609.29
Planning, Housing & Development	45,170.00	Other Miscellaneous Tax Revenues		Local Municipal Purpose Taxes	.17 379,141.00
Human Resources	54,233.00	State Aid Revenues	213,171.00	Veteran & Senior Citizen Taxes	
Elections	1,500.00	Federal Aid Revenues		Total Taxes for Rate Computation	1.88 4,288,034.33
General Administration (other)	261,554.58	State and Local Fiscal Assistance Act Utilized		Special District Taxes	
JUDICIARY		Sale of Acquired Property		Bank Corp. Taxes	
Municipal Courts	51,896.00	Other Miscellaneous Revenues	475,039.00	Added and Omitted Taxes	15,885.47
PUBLIC SAFETY		Total	5,003,751.38	Total Taxes Levied - ABSTRACT	4,249,169.80
Fire Protection	75,280.63	Prior Years Surplus Appropriated	370,000.00	Total Taxes Billed	4,270,150.32
Police Protection	343,847.66	REVENUES TOTAL	5,373,751.38	1992 TAXES COLLECTED	3,853,039.58
Civil Defense & Disaster Control	7,041.00	Reserve For Uncollected Taxes	278,103.00	1992 Taxes Cancelled, Abated or Adjusted	140,203.48
Environmental Inspection & Control	31,010.00	CAPITAL OUTLAY TOTAL	442,451.85	Transfer to Tax Title Liens or Foreclosed	
Other Public Safety		Public Enterprises		Balance Outstanding Dec. 31, 1992	276,907.25
PUBLIC WORKS		Recreation-Culture		PRIOR YEARS TAXES OUTSTANDING	
Streets and Drainage	317,350.00	Public Works	421,924.67	Balance January 1, 1992	223,197.43
Sewers and Sewage Processing		Buildings and Grounds	20,527.18	Collected in 1992	187,028.55
Garbage and Trash Disposal		Library and Education		Cancelled, Abated or Adjusted 1992	
Public Buildings and Grounds	53,500.00	Conservation		Transfers to Tax Title Liens or Foreclosed	
Other Public Works		All Other		Balance December 31, 1992	36,168.88
HEALTH and WELFARE		CAPITAL DEBT AUTHORIZED, DECEMBER 31, 1992		TAX TITLE LIENS OUTSTANDING	
Health Services Except Environmental	50.00	ISSUED AND UNISSUED		Balance January 1, 1992	42,605.65
Welfare-Public Assistance	1,304.00	School	80,000	Transfer From Taxes	
Hospital, Clinics, First Aid		Self-Liquidating	26,686	Redeemed in 1992	2,238.49
Animal, Insect, & Rodent Control	1,482.10	Other	979,085	Cancelled, Abated or Adjusted (1992)	
Other Welfare Services		Total	1,085,772	Transfers to Foreclosed Property	
RECREATION and CONSERVATION		ISSUED AND OUTSTANDING		Balance December 31, 1992	40,367.15
Beaches and Boardwalks		School	80,000.00	PROPERTY ACQUIRED BY DEED OR FORECLOSURE	
Parks, Playgrounds, Shade Trees	19,500.00	Self-Liquidating		Balance January 1, 1992	510,300.00
Land Reclamation & Conservation	5,304.00	Other	968,050.00	Transfers From Taxes or Liens	
Other Recreational Services		Total	1,048,050.00	Sale for Cash (1992)	
EDUCATION (excluding schools)		EQUALIZED VALUATION BASIS		Cancelled, Abated or Adjusted (1992)	
Libraries		FOR NET DEBT COMPUTATION	225,235,321	Balance December 31, 1992	510,300.00
Other Educational Services		REAL PROPERTY VALUATIONS		CURRENT FINANCES DECEMBER 31, 1992	
STATUTORY EXPENDITURES		Code Class # of Parcels % VAL'N		ASSETS	
Pensions & F. L. C. A.	45,488.71	1. Vacant Land 153 5.52	13,133,700.00	Cash Dec. 31, 1992	784,399.72
Employee Fringe Benefits	146,034.70	2 Residential 1220 58.71	139,649,200.00	Taxes Receivable	313,076.14
Other Statutory Expenditures	3,000.00	3 Farm 285 7.69	18,293,000.00	Tax Title Liens	40,367.16
CETA And Other Public Employment Programs		4a Commercial 51 24.86	59,139,200.00	Foreclosed Property	510,300.00
MUNICIPAL FUNCTIONS TOTAL	1,525,372.10	4b Industrial 7 3.04	7,230,400.00	Emergencies & Other Deferred Charges	56,577.97
CAPITAL IMPROVEMENTS *MEMO*	50,000.00	4c Apartments 2 .17	415,200.00	State and Federal Aid Receivable	82,889.00
DEBT SERVICE		Total 1718	237,861,700.00	Other Receivables	129,394.71
Principal Payments	86,410.00	Land Area 14.08 Sq. Miles		Total	1,917,004.70
Interest Payments	26,590.74	Net Valuation Taxable-Municipal	239,003,643	LIABILITIES, RESERVES, AND SURPLUS	
DEFERRED CHARGES	25,000.00	Net Valuation Taxable-County	228,771,693	Cash Liabilities	702,620.45
SCHOOL COUNTY, SPECIAL DISTRICT TAXES	3,854,143.33	State Equalized Valuation	225,075,006	Reserves for Receivables	993,138.01
RESERVE FOR UNCOLLECTED TAXES	278,103.00	State Equalization Ratio	104.22	Surplus Dec. 31, 1992	221,246.24
EXPENDITURES TOTAL	5,795,619.17			Total	1,917,004.70

1524

Population 1980 17,747
 Population 1990 18,177
 S & P Rating
 Moody Rating AAA

General Tax Rate Per \$100 1.87
 State Equalized Tax Rate 1.81

POINT PLEASANT BOROUGH - OCEAN CO.

Form of Government:
 Borough Council

Number of Members on Governing Body - 6

PER CAPITA:
 Grass Debt 853.58
 Net Debt 382.82
 Debt Service 83.33
 Total Tax Levy 1,273.84
 Municipal Expenditures 526.82

PER CENT:
 Grass Debt 1.19
 Net Debt .53
 Tax Levy Collected 93.99
 Tax Levy Cancelled, Abated or Adjusted .43

EXPENDITURES		REVENUES-REALIZED		1992 PROPERTY TAX	
GENERAL GOVERNMENT				STATE EQUALIZED TAX RATE	
Governing Body & Public Boards		1992 Property Taxes Collected	21,771,672.86	Local District School Taxes	1.10 13,996,553.00
Municipal Clerk		1992 Payments in Lieu of Taxes		Regional & Consolidated School Tax	
Financial Administration	95,167.00	Delinquent Tax & Lien Collections	1,324,619.14	School Taxes in Municipal Budget	
Assessment of Taxes	93,359.00	Business Personalty Replacement Taxes	75,687.96	County Taxes	.41 * 5,249,603.30
Collection of Taxes	71,039.00	Taxes from Public Utilities	849,656.82	County Library Taxes	.03 421,935.72
Planning, Housing & Development	89,602.00	Other Miscellaneous Tax Revenues		Local Municipal Purpose Taxes	.27 3,448,997.84
Human Resources	94,928.00	State Aid Revenues	692,627.88	Veteran & Senior Citizen Taxes	253,100.00
Elections		Federal Aid Revenues		Total Taxes far Rate Computation	1.81 23,380,189.86
General Administration (other)	399,171.00	State and Local Fiscal Assistance Act Utilized		Special District Taxes	
JUDICIARY		Sale of Acquired Property		Bank Corp. Taxes	
Municipal Courts	130,053.93	Other Miscellaneous Revenues	876,550.36	Added and Omitted Taxes	37,552.96
PUBLIC SAFETY		Total	25,590,815.02	Total Taxes Levied - ABSTRACT	23,154,642.82
Fire Protection	56,279.00	Prior Years Surplus Appropriated	2,764,000.00	Total Taxes Billed	23,164,216.42
Police Protection	1,815,912.81	REVENUES TOTAL	28,354,815.02	1992 TAXES COLLECTED	21,771,672.86
Civil Defense & Disaster Control	8,260.00	Reserve Far Uncollected Taxes	1,809,684.84	1992 Taxes Cancelled, Abated or Adjusted	100,100.02
Environmental Inspection & Control	70,692.00	CAPITAL OUTLAY TOTAL	844,645.76	Transfer to Tax Title Liens or Foreclosed	140,108.16
Other Public Safety		Public Enterprises	365,516.56	Balance Outstanding Dec. 31, 1992	1,152,335.38
PUBLIC WORKS		Recreation-Culture	8,700.51	PRIOR YEARS TAXES OUTSTANDING	
Streets and Drainage	522,330.00	Public Works	188,685.91	Balance January 1, 1992	1,238,459.94
Sewers and Sewage Processing	130,071.00	Buildings and Grounds	281,742.78	Collected in 1992	1,210,297.28
Garbage and Trash Disposal	1,526,942.00	Library and Education		Cancelled, Abated or Adjusted 1992	1,799.67
Public Buildings and Grounds	47,057.00	Conservation		Transfers to Tax Title Liens or Foreclosed	11,076.66
Other Public Works		All Other		Balance December 31, 1992	15,286.33
HEALTH and WELFARE		CAPITAL DEBT AUTHORIZED, DECEMBER 31, 1992		TAX TITLE LIENS OUTSTANDING	
Health Services Except Environmental	41,520.00	ISSUED AND UNISSUED		Balance January 1, 1992	402,306.01
Welfare-Public Assistance	13,775.00	School		Transfer From Taxes	153,440.38
Hospital, Clinics, First Aid		Self-Liquidating	8,557,044	Redeemed in 1992	114,321.86
Animal, Insect, & Rodent Control	10,000.00	Other	6,958,461	Cancelled, Abated or Adjusted (1992)	
Other Welfare Services		Total	15,515,506	Transfers to Foreclosed Property	
RECREATION and CONSERVATION		ISSUED AND OUTSTANDING		Balance December 31, 1992	441,424.53
Beaches and Boardwalks		School		PROPERTY ACQUIRED BY DEED OR FORECLOSURE	
Parks, Playgrounds, Shade Trees		Self-Liquidating	8,494,807.00	Balance January 1, 1992	13,100.00
Land Reclamation & Conservation	18,531.40	Other	5,059,267.00	Transfers From Taxes or Liens	
Other Recreational Services	158,473.00	Total	13,554,074.00	Sale for Cash (1992)	
EDUCATION (excluding schools)		EQUALIZED VALUATION BASIS FOR NET DEBT COMPUTATION	1,303,868,963	Cancelled, Abated or Adjusted (1992)	
Libraries		REAL PROPERTY VALUATIONS		Balance December 31, 1992	13,100.00
Other Educational Services		Code Class # of Parcels % VAL'N ASSESSED VALUATION		CURRENT FINANCES DECEMBER 31, 1992	
STATUTORY EXPENDITURES		1 Vacant Land 416 2.62 32,125,400.00		ASSETS	
Pensions & F. L. C. A.	403,575.00	2 Residential 7281 86.24 1,057,289,800.00		Cash Dec. 31, 1992	6,203,177.39
Employee Fringe Benefits	364,000.00	3 Farm 288 10.02 122,839,500.00		Taxes Receivable	1,167,621.71
Other Statutory Expenditures	12,567.00	4a Commercial 12 1.12 13,741,300.00		Tax Title Liens	441,424.53
CETA And Other Public Employment Programs		4b Industrial 7997		Foreclosed Property	13,100.00
MUNICIPAL FUNCTIONS TOTAL	6,178,355.14	Total 3.70 Sq. Miles 1,225,996,000.00		Emergencies & Other Deferred Charges	48,800.00
CAPITAL IMPROVEMENTS *MEMO*	10,000.00	Land Area 3.70 Sq. Miles		State and Federal Aid Receivable	17,873.92
DEBT SERVICE		Net Valuation Taxable-Municipal	1,234,414,788	Other Receivables	743.00
Principal Payments	1,214,736.00	Net Valuation Taxable-County	1,320,975,600	Total	7,892,740.55
Interest Payments	299,967.40	State Equalized Valuation	1,272,984,028	LIABILITIES, RESERVES, AND SURPLUS	
DEFERRED CHARGES	73,137.88	State Equalization Ratio	96.95	Cash Liabilities	3,018,570.78
SCHOOL, COUNTY, SPECIAL DISTRICT TAXES	19,663,092.02			Reserves for Receivables	1,622,889.24
RESERVE FOR UNCOLLECTED TAXES	1,809,684.84			Surplus Dec. 31, 1992	3,251,280.53
EXPENDITURES TOTAL	29,244,023.28			Total	7,892,740.55

1525

Population 1980 5,415
 Population 1990 5,112
 S & P Rating
 Moody Rating 3AA1

General Tax Rate Per \$100. 1.64
 State Equalized Tax Rate 1.63

PT. PLEASANT BEACH BORO. - OCEAN CO.

Form of Government:
 Borough Council

Number of Members on Governing Body - 6

PER CAPITA:
 Gross Debt 972.64
 Net Debt 343.86
 Debt Service 39.29
 Total Tax Levy 2,037.74
 Municipal Expenditures 1,121.61

PER CENT:
 Gross Debt .75
 Net Debt .26
 Tax Levy Collected 93.14
 Tax Levy Cancelled, Abated or Adjusted .29

EXPENDITURES		REVENUES-REALIZED		1992 PROPERTY TAX	
GENERAL GOVERNMENT				STATE EQUALIZED TAX RATE	
Governing Body & Public Boards		1992 Property Taxes Collected	9,702,642.94	Local District School Taxes	.86
Municipal Clerk		1992 Payments in Lieu of Taxes		Regional & Consolidated School Tax	
Financial Administration	55,900.00	Delinquent Tax & Lien Collections	572,281.42	School Taxes in Municipal Budget	
Assessment of Taxes	33,256.00	Business Personality Replacement Taxes	102,743.08	County Taxes	.43 *
Collection of Taxes	40,150.00	Taxes from Public Utilities	519,708.00	County Library Taxes	.03
Planning, Housing & Development	42,835.00	Other Miscellaneous Tax Revenues		Local Municipal Purpose Taxes	.35
Human Resources	85,391.00	State Aid Revenues	234,160.93	Veteran & Senior Citizen Taxes	
Elections		Federal Aid Revenues		Total Taxes for Rate Computation	1.67
General Administration (other)	563,750.00	State and Local Fiscal Assistance Act Utilized		Special District Taxes	
JUDICIARY		Sale of Acquired Property		Bank Corp. Taxes	
Municipal Courts	150,891.62	Other Miscellaneous Revenues	1,265,824.69	Added and Omitted Taxes	
PUBLIC SAFETY		Total	12,397,361.01	Total Taxes Levied - ABSTRACT	10,416,936.63
Fire Protection	117,913.00	Prior Years Surplus Appropriated	1,451,000.00	Total Taxes Billed	10,417,617.59
Police Protection	1,478,763.26	REVENUES	TOTAL	1992 TAXES COLLECTED	9,702,642.84
Civil Defense & Disaster Control	6,000.00	Reserve For Uncollected Taxes	668,310.00	1992 Taxes Cancelled, Abated or Adjusted	30,406.97
Environmental Inspection & Control	135,249.00	CAPITAL OUTLAY	TOTAL	Transfer to Tax Title Liens or Foreclosed	10,293.31
Other Public Safety	150.00	Public Enterprises	200,111.09	Balance Outstanding Dec. 31, 1992	674,174.47
PUBLIC WORKS		Recreation-Culture	313.81	PRIOR YEARS TAXES OUTSTANDING	
Streets and Drainage	219,000.00	Public Works	69,691.31	Balance January 1, 1992	564,153.07
Sewers and Sewage Processing	129,400.00	Buildings and Grounds	67,923.66	Collected in 1992	561,911.39
Garbage and Trash Disposal	403,200.00	Library and Education		Cancelled, Abated or Adjusted 1992	348.60
Public Buildings and Grounds	160,540.00	Conservation		Transfers to Tax Title Liens or Foreclosed	
Other Public Works	40,000.00	All Other		Balance December 31, 1992	1,893.03
HEALTH and WELFARE		CAPITAL DEBT AUTHORIZED, DECEMBER 31, 1992		TAX TITLE LIENS OUTSTANDING	
Health Services Except Environmental	18,500.00	ISSUED AND UNISSUED		Balance January 1, 1992	35,488.86
Welfare-Public Assistance	36,500.00	School	1,473,000	Transfer From Taxes	10,393.31
Hospital, Clinics, First Aid		Self-Liquidating	1,741,300	Redeemed in 1992	10,370.03
Animal, Insect, & Rodent Control		Other	1,757,923	Cancelled, Abated or Adjusted (1992)	
Other Welfare Services		Total	4,972,123	Transfers to Foreclosed Property	
RECREATION and CONSERVATION		ISSUED AND OUTSTANDING		Balance December 31, 1992	35,512.14
Beaches and Boardwalks	29,835.00	School	1,473,000.00	PROPERTY ACQUIRED BY DEED OR FORECLOSURE	
Parks, Playgrounds, Shade Trees	34,292.00	Self-Liquidating	1,734,000.00	Balance January 1, 1992	
Land Reclamation & Conservation	2,437.69	Other	725,000.00	Transfers From Taxes or Liens	
Other Recreational Services	20,000.00	Total	3,932,000.00	Sale for Cash (1992)	
EDUCATION (excluding schools)		EQUALIZED VALUATION BASIS		Cancelled, Abated or Adjusted (1992)	
Libraries	3,100.00	FOR NET DEBT COMPUTATION	664,245,605	Balance December 31, 1992	
Other Educational Services		REAL PROPERTY VALUATIONS		CURRENT FINANCES DECEMBER 31, 1992	
STATUTORY EXPENDITURES		Code Class # of Parcels % VAL'N		ASSETS	
Pensions & F. L. C. A.	256,377.00	1 Vacant Land 210 3.88	24,645,900.00	Cash Dec. 31, 1992	3,697,424.24
Employee Fringe Benefits	315,555.00	2 Residential 2567 68.19	432,903,200.00	Taxes Receivable	676,067.55
Other Statutory Expenditures	9,500.00	3 Farm		Tax Title Liens	35,512.14
CETA And Other Public Employment Programs		4a Commercial 281 26.10	165,675,500.00	Foreclosed Property	
MUNICIPAL FUNCTIONS		4b Industrial		Emergencies & Other Deferred Charges	9,400.00
CAPITAL IMPROVEMENTS	*MEMO*	4c Apartments 16 1.93	11,606,200.00	State and Federal Aid Receivable	
DEBT SERVICE		Total 3074	634,830,900.00	Other Receivables	51,314.22
Principal Payments	190,000.00	Land Area 1.50 Sq. Miles		Total	4,459,718.15
Interest Payments	10,830.00	Net Valuation Taxable-Municipal	635,627,327	LIABILITIES, RESERVES, AND SURPLUS	
DEFERRED CHARGES		Net Valuation Taxable-County	671,577,156	Cash Liabilities	1,664,747.20
SCHOOL, COUNTY, SPECIAL DISTRICT TAXES	8,262,549.19	State Equalized Valuation	620,445,917	Reserves for Receivables	762,893.91
RESERVE FOR UNCOLLECTED TAXES	668,310.00	State Equalization Ratio	102.43	Surplus Dec. 31, 1992	2,042,077.04
EXPENDITURES	TOTAL			Total	4,459,718.15
	13,996,226.76				

1609

Population 1980 10,660
 Population 1990 10,539
 S & P Rating
 Moody Rating A1

General Tax Rate Per \$100. 2.53
 State Equalized Tax Rate 2.74

POMPTON LAKES BOROUGH - PASSAIC CO.
 Form of Government:
Borough Council
 Number of Members on Governing Body - 6

PER CAPITA:
 Gross Debt 343.01
 Net Debt 297.84
 Debt Service 50.77
 Total Tax Levy 1,665.41
 Municipal Expenditures 729.99

PER CENT:
 Gross Debt .54
 Net Debt .47
 Tax Levy Collected 95.21
 Tax Levy Cancelled, Abated or Adjusted

EXPENDITURES	REVENUES-REALIZED	1992 PROPERTY TAX	
GENERAL GOVERNMENT		STATE EQUALIZED TAX RATE <u>2.74</u>	
Governing Body & Public Boards		Local District School Taxes 1.54	9,849,846.00
Municipal Clerk		Regional & Consolidated School Tax	
Financial Administration 123,556.00	1992 Property Taxes Collected 16,733,133.13	School Taxes in Municipal Budget	
Assessment of Taxes 1,060,197.00	1992 Payments in Lieu of Taxes 60,000.00	County Taxes .50	3,182,388.23
Collection of Taxes 41,739.00	Delinquent Tax & Lien Collections 442,897.40	County Library Taxes	
Planning, Housing & Development 7,885.00	Business Personality Replacement Taxes 268,451.16	Local Municipal Purpose Taxes .70	4,441,500.00
Human Resources 33,460.00	Taxes from Public Utilities 579,219.00	Veteran & Senior Citizen Taxes	95,950.00
Elections 5,200.00	Other Miscellaneous Tax Revenues	Total Taxes for Rate Computation 2.74	17,569,634.23
General Administration (other) 745,431.00	State Aid Revenues 527,679.90	Special District Taxes	
JUDICIARY	Federal Aid Revenues	Bank Corp. Taxes	
Municipal Courts 79,808.00	State and Local Fiscal Assistance Act Utilized	Added and Omitted Taxes	77,931.72
PUBLIC SAFETY	Sale of Acquired Property	Total Taxes Levied - ABSTRACT	17,551,715.95
Fire Protection 94,608.00	Other Miscellaneous Revenues 494,083.28	Total Taxes Billed	17,574,804.85
Police Protection 1,395,279.53	Total	1992 TAXES COLLECTED	16,733,133.13
Civil Defense & Disaster Control 4,000.00	Prior Years Surplus Appropriated 300,000.00	1992 Taxes Cancelled, Abated or Adjusted	
Environmental Inspection & Control 87,277.00	REVENUES TOTAL 19,405,463.87	Transfer to Tax Title Liens or Foreclosed	4,508.46
Other Public Safety	RESERVE FOR UNCOLLECTED TAXES 590,463.92	Balance Outstanding Dec. 31, 1992	837,163.26
PUBLIC WORKS	CAPITAL OUTLAY TOTAL 2,157,367.85	PRIOR YEARS TAXES OUTSTANDING	
Streets and Drainage 406,142.00	Public Enterprises	Balance January 1, 1992	439,439.19
Sewers and Sewage Processing 151,219.00	Recreation-Culture	Collected in 1992	376,470.20
Garbage and Trash Disposal 1,135,079.00	Public Works 40,822.97	Cancelled, Abated or Adjusted 1992	
Public Buildings and Grounds 108,200.00	Buildings and Grounds 2,116,544.93	Transfers to Tax Title Liens or Foreclosed	
Other Public Works	Library and Education	Balance December 31, 1992	62,968.99
HEALTH and WELFARE	Conservation	TAX TITLE LIENS OUTSTANDING	
Health Services Except Environmental 135,930.00	All Other	Balance January 1, 1992	85,180.67
Welfare-Public Assistance 3,863.00	CAPITAL DEBT AUTHORIZED, DECEMBER 31, 1992	Transfer From Taxes	4,508.46
Hospital, Clinics, First Aid	ISSUED AND UNISSUED GROSS DEBT NET DEBT	Redeemed in 1992	66,427.20
Animal, Insect, & Rodent Control	School 476,000	Cancelled, Abated or Adjusted (1992)	4,659.66
Other Welfare Services	Self-Liquidating	Transfers to Foreclosed Property	
RECREATION and CONSERVATION	Other 3,138,933	Balance December 31, 1992	13,602.27
Beaches and Boardwalks 6,610.00	Total 3,614,933	PROPERTY ACQUIRED BY DEED OR FORECLOSURE	
Parks, Playgrounds, Shade Trees 9,476.00	ISSUED AND OUTSTANDING	Balance January 1, 1992	95,275.00
Land Reclamation & Conservation 16,660.00	School 416,000.00	Transfers From Taxes or Liens	
Other Recreational Services	Self-Liquidating	Sale for Cash (1992)	
EDUCATION (excluding schools)	Other 6,311,800.00	Cancelled, Abated or Adjusted (1992)	
Libraries 225,855.00	Total 6,727,800.00	Balance December 31, 1992	95,275.00
Other Educational Services 750.00	EQUALIZED VALUATION BASIS FOR NET DEBT COMPUTATION 671,857,870	CURRENT FINANCES DECEMBER 31, 1992	
STATUTORY EXPENDITURES	REAL PROPERTY VALUATIONS	ASSETS	
Pensions & F. I. C. A. 183,276.24	Code Class # of Parcels % VAL'N ASSESSED VALUATION	Cash Dec. 31, 1992	4,296,650.29
Employee Fringe Benefits 364,039.00	1 Vacant Land 280 1.83 12,601,400.00	Taxes Receivable	900,132.25
Other Statutory Expenditures	2 Residential 3398 83.07 572,617,800.00	Tox Title Liens	18,602.27
CETA And Other Public Employment Programs	3 Farm	Foreclosed Property	95,275.00
MUNICIPAL FUNCTIONS TOTAL 6,423,538.77	4a Commercial 143 8.42 58,010,763.00	Emergencies & Other Deferred Charges	212,000.00
CAPITAL IMPROVEMENTS *MEMO* 35,000.00	4b Industrial 5 4.70 32,395,700.00	State and Federal Aid Receivable	27,062.81
DEBT SERVICE	4c Apartments 6 1.99 13,729,400.00	Other Receivables	149,949.80
Principal Payments 285,000.00	Total 3832 689,355,063.00	Total	5,699,672.42
Interest Payments 250,022.88	Land Area 3.00 Sq. Miles	LIABILITIES, RESERVES, AND SURPLUS	
DEFERRED CHARGES 144,300.00	Net Valuation Taxable-Municipal 691,574,037	Cash Liabilities	4,071,292.05
SCHOOL, COUNTY, SPECIAL DISTRICT TAXES 13,032,234.23	Net Valuation Taxable-County 668,430,729	Reserves for Receivables	1,163,959.32
RESERVE FOR UNCOLLECTED TAXES 590,463.92	State Equalized Valuation 633,507,568	Surplus Dec. 31, 1992	464,421.05
EXPENDITURES TOTAL 20,725,639.30	State Equalization Ratio 108.34	Total	5,699,672.42

0120
 Population 1980 837
 Population 1990 992
 S & P Rating 3BB+
 Moody Rating

General Tax Rate Per \$100. 2.77
 State Equalized Tax Rate 1.78

PORT REPUBLIC CITY - ATLANTIC CO.
 Form of Government:
 City Charter (P.L. 1897 c. 30)
 Number of Members on Governing Body - 7

PER CAPITA:
 Gross Debt 544.35
 Net Debt 141.13
 Debt Service 140.97
 Total Tax Levy 1,157.17
 Municipal Expenditures 822.45

PER CENT:
 Gross Debt .86
 Net Debt .22
 Tax Levy Collected 89.39
 Tax Levy Cancelled, Abated or Adjusted .15

EXPENDITURES		REVENUES-REALIZED		1992 PROPERTY TAX	
				STATE EQUALIZED TAX RATE	
GENERAL GOVERNMENT					
Governing Body & Public Boards					
Municipal Clerk					
Financial Administration	45,595.00	1992 Property Taxes Collected	1,026,259.56	Local District School Taxes	1.08 689,748.00
Assessment of Taxes	5,705.00	1992 Payments in Lieu of Taxes		Regional & Consolidated School Tax	
Collection of Taxes	10,005.00	Delinquent Tax & Lien Collections	75,998.35	School Taxes in Municipal Budget	.09 52,600.00
Planning, Housing & Development	2,940.00	Business Personalty Replacement Taxes	5,963.48	County Taxes	.48 * 307,068.91
Human Resources	9,637.00	Taxes from Public Utilities	171,102.00	County Library Taxes	.03 21,898.23
Elections	2,051.00	Other Miscellaneous Tax Revenues		Local Municipal Purpose Taxes	.10 64,817.74
General Administration (other)	129,044.07	State Aid Revenues	125,234.96	Veteran & Senior Citizen Taxes	
JUDICIARY		Federal Aid Revenues		Total Taxes for Rate Computation	1.77 1,146,182.88
Municipal Courts	38,476.56	State and Local Fiscal Assistance Act Utilized		Special District Taxes	
PUBLIC SAFETY		Sale of Acquired Property		Bank Corp. Taxes	
Fire Protection	9,955.50	Other Miscellaneous Revenues	101,226.68	Added and Omitted Taxes	
Police Protection	15,000.00			Total Taxes Levied - ABSTRACT	1,147,911.02
Civil Defense & Disaster Control	2,200.00	Prior Years Surplus Appropriated	287,650.00	Total Taxes Billed	1,148,007.22
Environmental Inspection & Control	8,585.04	REVENUES TOTAL	1,793,435.03	1992 TAXES COLLECTED	1,026,259.56
Other Public Safety		Reserve For Uncollected Taxes	140,090.13	1992 Taxes Cancelled, Abated or Adjusted	1,679.60
PUBLIC WORKS		CAPITAL OUTLAY TOTAL	44,873.07	Transfer to Tax Title Liens or Foreclosed	36,498.10
Streets and Drainage	105,140.00			Balance Outstanding Dec. 31, 1992	83,569.96
Sewers and Sewage Processing	13,000.00	Public Enterprises		PRIOR YEARS TAXES OUTSTANDING	
Garbage and Trash Disposal	61,709.13	Recreation-Culture	4,157.68	Balance January 1, 1992	79,649.79
Public Buildings and Grounds	21,300.00	Public Works	40,715.39	Collected in 1992	71,417.63
Other Public Works	3,001.00	Buildings and Grounds		Cancelled, Abated or Adjusted 1992	55.38
HEALTH and WELFARE		Library and Education		Transfers to Tax Title Liens or Foreclosed	4,923.25
Health Services Except Environmental		Conservation		Balance December 31, 1992	3,253.53
Welfare-Public Assistance	2,350.00	All Other		TAX TITLE LIENS OUTSTANDING	
Hospital, Clinics, First Aid				Balance January 1, 1992	95,324.62
Animal, Insect, & Rodent Control	1.00	CAPITAL DEBT AUTHORIZED, DECEMBER 31, 1992		Transfer From Taxes	42,958.81
Other Welfare Services		ISSUED AND UNISSUED		Redeemed in 1992	4,580.72
RECREATION and CONSERVATION		School	400,000	Cancelled, Abated or Adjusted (1992)	158.32
Beaches and Boardwalks		Self-Liquidating		Transfers to Foreclosed Property	
Parks, Playgrounds, Shade Trees	17,079.00	Other	140,000	Balance December 31, 1992	133,544.39
Land Reclamation & Conservation	2,536.00	Total	540,000	PROPERTY ACQUIRED BY DEED OR FORECLOSURE	
Other Recreational Services	1,000.00	ISSUED AND OUTSTANDING		Balance January 1, 1992	29,500.00
EDUCATION (excluding schools)		School	400,000.00	Transfers From Taxes or Liens	
Libraries		Self-Liquidating		Sale for Cash (1992)	
Other Educational Services		Other	140,000.00	Cancelled, Abated or Adjusted (1992)	
STATUTORY EXPENDITURES		Total	540,000.00	Balance December 31, 1992	29,500.00
Pensions & F. L. C. A.	17,000.00	EQUALIZED VALUATION BASIS		CURRENT FINANCES DECEMBER 31, 1992	
Employee Fringe Benefits	8,700.00	FOR NET DEBT COMPUTATION	62,909,926	ASSETS	
Other Statutory Expenditures		REAL PROPERTY VALUATIONS		Cash Dec. 31, 1992	580,822.91
CETA And Other Public Employment Programs		Code Class # of Parcels % VAL'N		Taxes Receivable	86,823.49
MUNICIPAL FUNCTIONS TOTAL	532,010.30	1 Vacant Land 195 13.24	5,337,400.00	Tax Title Liens	133,544.39
CAPITAL IMPROVEMENTS *MEMO*	35,000.00	2 Residential 372 78.96	31,834,700.00	Foreclosed Property	29,500.00
DEBT SERVICE		3 Farm 19 2.81	1,132,847.00	Emergencies & Other Deferred Charges	989.84
Principal Payments	100,000.00	4a Commercial 13 4.99	2,010,200.00	State and Federal Aid Receivable	
Interest Payments	39,837.50	4b Industrial		Other Receivables	191,571.81
TYPE I SCHL DEBT *MEMO	94,600.00	4c Apartments		Total	1,023,252.44
DEFERRED CHARGES	3,936.49	Total	599	LIABILITIES, RESERVES, AND SURPLUS	
SCHOOL, COUNTY, SPECIAL DISTRICT TAXES	1,071,315.14	Land Area 8.10 Sq. Miles		Cash Liabilities	203,416.87
RESERVE FOR UNCOLLECTED TAXES	140,090.13	Net Valuation Taxable-Municipal	41,093,222	Reserves for Receivables	441,439.69
EXPENDITURES TOTAL	1,887,189.56	Net Valuation Taxable-County	65,934,360	Surplus Dec. 31, 1992	378,395.89
		State Equalized Valuation	63,427,876	Total	1,023,252.44
		State Equalization Ratio	64.35		

1139

Population 1980 12,035
 Population 1990 12,016
 S & P Rating AA
 Moody Rating AAA

General Tax Rate Per \$100. 3.73
 State Equalized Tax Rate 1.82

PRINCETON BOROUGH - MERCER COUNTY
 Form of Government:
Borough Council
 Number of Members on Governing Body - 6

PER CAPITA:
 Gross Debt 2,625.49
 Net Debt 1,454.29
 Debt Service 162.09
 Total Tax Levy 1,361.58
 Municipal Expenditures 1,047.18

PER CENT:
 Gross Debt 3.53
 Net Debt 1.95
 Tax Levy Collected 96.80
 Tax Levy Cancelled, Abated or Adjusted .11

EXPENDITURES	REVENUES-REALIZED	1992 PROPERTY TAX
GENERAL GOVERNMENT		STATE EQUALIZED TAX RATE
Governing Body & Public Boards		Local District School Taxes
Municipal Clerk		Regional & Consolidated School Tax .87
Financial Administration	412,095.60	School Taxes in Municipal Budget
Assessment of Taxes	39,136.00	County Taxes .51 *
Collection of Taxes	116,925.00	County Library Taxes
Planning, Housing & Development	285,512.00	Local Municipal Purpose Taxes .44
Human Resources	199,924.50	Veteran & Senior Citizen Taxes
Elections	5,975.00	Total Taxes for Rate Computation 1.82
General Administration (other)	1,879,835.00	Special District Taxes
JUDICIARY		Bank Corp. Taxes
Municipal Courts	258,248.37	Added and Omitted Taxes
PUBLIC SAFETY		Total Taxes Levied - ABSTRACT 16,360,793.19
Fire Protection	286,334.10	Total Taxes Billed 16,375,058.34
Police Protection	1,926,166.88	1992 TAXES COLLECTED 15,851,465.22
Civil Defense & Disaster Control	375.00	1992 Taxes Cancelled, Abated or Adjusted 17,866.70
Environmental Inspection & Control	204,321.00	Transfer to Tax Title Liens or Foreclosed 6,165.80
Other Public Safety		Balance Outstanding Dec. 31, 1992 499,560.62
PUBLIC WORKS		PRIOR YEARS TAXES OUTSTANDING
Streets and Drainage	761,958.00	Balance January 1, 1992 601,003.28
Sewers and Sewage Processing	1,609,426.00	Collected in 1992 556,833.00
Garbage and Trash Disposal	487,796.00	Cancelled, Abated or Adjusted 1992 3,300.61
Public Buildings and Grounds	305,193.00	Transfers to Tax Title Liens or Foreclosed
Other Public Works		Balance December 31, 1992 40,869.67
HEALTH and WELFARE		TAX TITLE LIENS OUTSTANDING
Health Services Except Environmental	276,574.00	Balance January 1, 1992 17,654.71
Welfare-Public Assistance	30,048.00	Transfer From Taxes 6,165.80
Hospital, Clinics, First Aid		Redeemed in 1992 914.39
Animal, Insect, & Rodent Control	13,338.00	Cancelled, Abated or Adjusted (1992)
Other Welfare Services		Transfers to Foreclosed Property
RECREATION and CONSERVATION		Balance December 31, 1992 22,906.12
Beaches and Boardwalks		PROPERTY ACQUIRED BY DEED OR FORECLOSURE
Parks, Playgrounds, Shade Trees	7,475.00	Balance January 1, 1992
Land Reclamation & Conservation	495.00	Transfers From Taxes or Liens
Other Recreational Services	144,581.00	Sale for Cash (1992)
EDUCATION (excluding schools)		Cancelled, Abated or Adjusted (1992)
Libraries	432,546.00	Balance December 31, 1992
Other Educational Services		CURRENT FINANCES DECEMBER 31, 1992
STATUTORY EXPENDITURES		ASSETS
Pensions & F. L. C. A.	267,741.00	Cash Dec. 31, 1992 10,320,266.99
Employee Fringe Benefits		Taxes Receivable 540,430.29
Other Statutory Expenditures		Tax Title Liens 22,906.12
CETA And Other Public Employment Programs		Foreclosed Property
MUNICIPAL FUNCTIONS TOTAL	9,952,019.45	Emergencies & Other Deferred Charges 15,200.00
CAPITAL IMPROVEMENTS *MEMO*	86,150.00	State and Federal Aid Receivable 30,600.00
DEBT SERVICE		Other Receivables 156,060.90
Principal Payments	905,000.00	Total 11,095,464.30
Interest Payments	1,042,667.88	LIABILITIES, RESERVES, AND SURPLUS
DEFERRED CHARGES	15,200.00	Cash Liabilities 8,190,577.03
SCHOOL, COUNTY, SPECIAL DISTRICT TAXES	12,366,086.45	Reserves for Receivables 749,997.31
RESERVE FOR UNCOLLECTED TAXES	668,000.00	Surplus Dec. 31, 1992 2,144,889.96
EXPENDITURES TOTAL	24,948,973.78	Total 11,085,464.30
	REVENUES	
	1992 Property Taxes Collected 15,851,465.22	
	1992 Payments in Lieu of Taxes	
	Delinquent Tax & Lien Collections 557,747.39	
	Business Personalty Replacement Taxes 190,926.32	
	Taxes from Public Utilities 714,082.55	
	Other Miscellaneous Tax Revenues	
	State Aid Revenues 548,265.25	
	Federal Aid Revenues	
	State and Local Fiscal Assistance Act Utilized	
	Sale of Acquired Property	
	Other Miscellaneous Revenues	
	Total 6,232,758.66	
	Prior Years Surplus Appropriated 1,000,000.00	
	REVENUES TOTAL 25,095,245.39	
	Reserve For Uncollected Taxes 668,000.00	
	CAPITAL OUTLAY TOTAL 2,015,673.23	
	Public Enterprises 14,325.09	
	Recreation-Culture	
	Public Works 471,342.19	
	Buildings and Grounds 1,510,567.54	
	Library and Education 19,438.41	
	Conservation	
	All Other	
	CAPITAL DEBT AUTHORIZED, DECEMBER 31, 1992	
	ISSUED AND UNISSUED	GROSS DEBT
	School 3,745,502	NET DEBT
	Self-Liquidating 6,920,000	
	Other 20,894,434	17,474,693
	Total 31,559,937	17,474,693
	ISSUED AND OUTSTANDING	
	School 3,745,502.50	
	Self-Liquidating	
	Other 17,312,600.00	
	Total 21,058,102.50	
	EQUAUZED VALUATION BASIS FOR NET DEBT COMPUTATION 894,527,620	
	REAL PROPERTY VALUATIONS	ASSESSED VALUATION
	Code Class # of Parcels % VAL'N	
	1 Vacant Land 153 1.73	7,486,900.00
	2 Residential 2034 70.20	303,136,900.00
	3 Farm	
	4a Commercial 189 23.71	102,371,500.00
	4b Industrial	
	4c Apartments 43 4.36	18,832,500.00
	Total 2419	431,827,700.00
	Land Area 1.76 Sq. Miles	
	Net Valuation Taxable-Municipal 437,435,756	
	Net Valuation Taxable-County 887,434,144	
	State Equalized Valuation 889,841,087	
	State Equalization Ratio 48.84	

1110

Population 1980 **13,683**
 Population 1990 **13,198**
 S & P Rating **AA+**
 Moody Rating **AAA**

General Tax Rate Per \$100. **4.01**
 State Equalized Tax Rate **1.80**

PRINCETON TOWNSHIP - MERCER COUNTY

Form of Government:

Township Committee

Number of Members on Governing Body - 5

FER CAPITA: Gross Debt **4,033.17** PER CENT: Gross Debt **3.04**
 Net Debt **2,359.48** Net Debt **1.78**
 Debt Service **192.80** Tax Levy Collected **97.05**
 Total Tax Levy **2,384.34** Tax Levy Cancelled, Abated or Adjusted **.50**
 Municipal Expenditures **1,199.86**

EXPENDITURES		REVENUES-REALIZED		1992 PROPERTY TAX	
GENERAL GOVERNMENT				STATE EQUALIZED TAX RATE	
Governing Body & Public Boards	114,932.00	1992 Property Taxes Collected	30,609,033.66	Local District School Taxes	
Municipal Clerk	115,137.00	1992 Payments in Lieu of Taxes	242,575.00	Regional & Consolidated School Tax	.89
Financial Administration	494,706.59	Delinquent Tax & Lien Collections	907,081.67	School Taxes in Municipal Budget	
Assessment of Taxes	76,979.00	Business Personalty Replacement Taxes	142,512.64	County Taxes	.52 *
Collection of Taxes	134,257.00	Taxes from Public Utilities	1,141,997.00	County Library Taxes	
Planning, Housing & Development	957,016.00	Other Miscellaneous Tax Revenues	768,562.59	Local Municipal Purpose Taxes	.38
Human Resources	512,576.80	State Aid Revenues		Veteran & Senior Citizen Taxes	
Elections	6,160.00	Federal Aid Revenues		Total Taxes for Rate Computation	1.79
General Administration (other)	1,820,635.00	State and Local Fiscal Assistance Act Utilized		Special District Taxes	
JUDICIARY		Sale of Acquired Property		Bank Corp. Taxes	
Municipal Courts	159,657.00	Other Miscellaneous Revenues	5,425,834.44	Added and Omitted Taxes	
PUBLIC SAFETY				Total Taxes Levied - ABSTRACT	31,468,582.05
Fire Protection	321,926.00	Prior Years Surplus Appropriated	2,150,000.00	Total Taxes Billed	31,538,188.66
Police Protection	1,869,366.00	REVENUES TOTAL	41,387,597.00	1992 TAXES COLLECTED	30,609,033.66
Civil Defense & Disaster Control	375.00	Reserve For Uncollected Taxes	1,875,092.00	1992 Taxes Cancelled, Abated or Adjusted	158,695.84
Environmental Inspection & Control	149,760.00	CAPITAL OUTLAY TOTAL	2,340,029.84	Transfer to Tax Title Liens or Foreclosed	22,591.21
Other Public Safety				Balance Outstanding Dec. 31, 1992	747,867.95
PUBLIC WORKS		Public Enterprises	177,935.30	PRIOR YEARS TAXES OUTSTANDING	
Streets and Drainage	682,214.00	Recreation-Culture	112,597.77	Balance January 1, 1992	937,220.16
Sewers and Sewage Processing	1,676,818.00	Public Works	776,593.44	Collected in 1992	877,590.09
Garbage and Trash Disposal		Buildings and Grounds	1,263,340.67	Cancelled, Abated or Adjusted 1992	469.50
Public Buildings and Grounds	116,365.00	Library and Education	9,562.66	Transfers to Tax Title Liens or Foreclosed	250.00
Other Public Works		Conservation		Balance December 31, 1992	58,910.57
HEALTH and WELFARE		All Other		TAX TITLE LIENS OUTSTANDING	
Health Services Except Environmental	225,895.00	CAPITAL DEBT AUTHORIZED, DECEMBER 31, 1992		Balance January 1, 1992	75,942.49
Welfare-Public Assistance	88,085.00	ISSUED AND UNISSUED		Transfer From Taxes	22,841.21
Hospital, Clinics, First Aid		School	7,319,497	Redeemed in 1992	29,491.58
Animal, Insect, & Rodent Control	20,471.00	Self-Liquidating	8,800,000	Cancelled, Abated or Adjusted (1992)	
Other Welfare Services		Other	37,110,234	Transfers to Foreclosed Property	
RECREATION and CONSERVATION		Total	53,229,732	Balance December 31, 1992	69,292.12
Beaches and Boardwalks		ISSUED AND OUTSTANDING		PROPERTY ACQUIRED BY DEED OR FORECLOSURE	
Parks, Playgrounds, Shade Trees	21,409.00	School	7,319,497.50	Balance January 1, 1992	48,200.00
Land Reclamation & Conservation	1,456.00	Self-Liquidating		Transfers From Taxes or Liens	
Other Recreational Services	400,660.00	Other	24,879,565.99	Sale for Cash (1992)	
EDUCATION (excluding schools)		Total	32,199,063.49	Cancelled, Abated or Adjusted (1992)	48,200.00
Libraries	839,647.00	EQUALIZED VALUATION BASIS		Balance December 31, 1992	
Other Educational Services	9,980.00	FOR NET DEBT COMPUTATION	1,748,409,841	CURRENT FINANCES DECEMBER 31, 1992	
STATUTORY EXPENDITURES		REAL PROPERTY VALUATIONS		ASSETS	
Pensions & F. L. C. A.	476,309.00	Code Class # of Parcels % VAL'N		Cash Dec. 31, 1992	11,458,430.58
Employee Fringe Benefits		1 Vacant Land 400 2.90	22,315,800.00	Taxes Receivable	806,778.52
Other Statutory Expenditures		2 Residential 4007 84.16	646,693,100.00	Tax Title Liens	69,292.12
CETA And Other Public Employment Programs		3 Farm 78 2.15	16,585,100.00	Foreclosed Property	
MUNICIPAL FUNCTIONS TOTAL	11,292,792.39	4a Commercial 109 7.88	60,511,400.00	Emergencies & Other Deferred Charges	23,400.00
CAPITAL IMPROVEMENTS *MEMO*	100,000.00	4b Industrial 2 .23	1,786,400.00	State and Federal Aid Receivable	2,982.85
DEBT SERVICE		4c Apartments 10 2.67	20,506,400.00	Other Receivables	125,710.09
Principal Payments	1,350,861.25	Total	768,398,200.00	Total	12,486,594.16
Interest Payments	1,193,657.32	Land Area 16.25 Sq. Miles		LIABILITIES, RESERVES, AND SURPLUS	
DEFERRED CHARGES	123,400.00	Net Valuation Taxable-Municipal	770,292,399	Cash Liabilities	7,674,652.31
SCHOOL COUNTY, SPECIAL DISTRICT TAXES	24,282,098.59	Net Valuation Taxable-County	1,756,800,375	Reserves for Receivables	1,001,780.73
RESERVE FOR UNCOLLECTED TAXES	1,875,092.00	State Equalized Valuation	1,717,068,753	Surplus Dec. 31, 1992	3,810,161.12
EXPENDITURES TOTAL	40,117,901.55	State Equalization Ratio	44.80	Total	12,486,594.16

*Includes County Health Service Taxes, County Vocational School Taxes, or County Open Space Tax. See Table 13.

1610
 Population 1980 5,142
 Population 1990 5,053
 S & P Rating
 Moody Rating 3AA1

General Tax Rate Per \$100. 2.09
 State Equalized Tax Rate 2.30

PROSPECT PARK BOROUGH - PASSAIC CO.
 Form of Government:
Borough Council
 Number of Members on Governing Body - 6

PER CAPITA:
 Gross Debt 389.43
 Net Debt 81.29
 Debt Service 13.31
 Total Tax Levy 852.69
 Municipal Expenditures 400.05

PER CENT:
 Gross Debt 1.00
 Net Debt .21
 Tax Levy Collected 97.33
 Tax Levy Cancelled, Abated or Adjusted .80

EXPENDITURES		REVENUES-REALIZED		1992 PROPERTY TAX	
GENERAL GOVERNMENT				STATE EQUALIZED TAX RATE	
Governing Body & Public Boards		1992 Property Taxes Collected	6,227,175.00	Local District Schaal Taxes	.70 1,323,089.00
Municipal Clerk		1992 Payments in Lieu of Taxes		Regional & Consolidated Schaal Tax	-.47 877,833.06
Financial Administration	23,100.00	Delinquent Tax & Lien Collections	51,725.00	School Taxes in Municipal Budget	
Assessment of Taxes	6,900.00	Business Personalty Replacement Taxes	52,736.00	County Taxes	-.52 970,771.16
Collection of Taxes	23,384.00	Taxes from Public Utilities	147,183.00	County Library Taxes	
Planning, Housing & Development	1,000.00	Other Miscellaneous Tax Revenues		Local Municipal Purpose Taxes	-.60 1,136,539.00
Human Resources	53,189.00	State Aid Revenues	239,179.00	Veteran & Senior Citizen Taxes	40,350.00
Elections		Federal Aid Revenues		Total Taxes for Rate Computation	2.29 4,348,582.22
General Administration (other)	216,590.00	State and Local Fiscal Assistance Act Utilized		Special District Taxes	
JUDICIARY		Sale of Acquired Property		Bank Corp. Taxes	
Municipal Courts	64,974.00	Other Miscellaneous Revenues	171,268.00	Added and Omitted Taxes	418.00
PUBLIC SAFETY		Total	6,889,271.00	Total Taxes Levied - ABSTRACT	4,308,650.22
Fire Protection	50,962.00	Prior Years Surplus Appropriated	240,000.00	Total Taxes Billed	4,320,973.00
Police Protection	563,670.00	REVENUES TOTAL	5,129,271.00	1992 TAXES COLLECTED	4,227,175.00
Civil Defense & Disaster Control	1,166.00	Reserve For Uncollected Taxes	122,390.00	1992 Taxes Cancelled, Abated or Adjusted	34,577.00
Environmental Inspection & Control	25,515.00	CAPITAL OUTLAY	TOTAL	Transfer to Tax Title Liens or Foreclosed	284.00
Other Public Safety		Public Enterprises		Balance Outstanding Dec. 31, 1992	58,937.00
PUBLIC WORKS		Recreation-Culture		PRIOR YEARS TAXES OUTSTANDING	
Streets and Drainage	98,262.00	Public Works		Balance January 1, 1992	58,882.00
Sewers and Sewage Processing	155,873.00	Buildings and Grounds		Collected in 1992	51,725.00
Garbage and Trash Disposal	333,000.00	Library and Education		Cancelled, Abated or Adjusted 1992	
Public Buildings and Grounds	30,355.00	Conservation		Transfers to Tax Title Liens or Foreclosed	
Other Public Works		All Other		Balance December 31, 1992	7,157.00
HEALTH and WELFARE		CAPITAL DEBT AUTHORIZED, DECEMBER 31, 1992		TAX TITLE LIENS OUTSTANDING	
Health Services Except Environmental	23,000.00	ISSUED AND UNISSUED	GROSS DEBT	Balance January 1, 1992	1,919.00
Welfare-Public Assistance	3,635.00	School	1,557,000	Transfer From Taxes	284.00
Hospital, Clinics, First Aid		Self-Liquidating		Redeemed in 1992	
Animal, Insect, & Rodent Control	1,800.00	Other	410,765	Cancelled, Abated or Adjusted (1992)	
Other Welfare Services		Total	1,967,765	Transfers to Foreclosed Property	
RECREATION and CONSERVATION		ISSUED AND OUTSTANDING		Balance December 31, 1992	2,203.00
Beaches and Boardwalks		School		PROPERTY ACQUIRED BY DEED OR	
Parks, Playgrounds, Shade Trees		Self-Liquidating		FORECLOSURE	
Land Reclamation & Conservation	600.00	Other		Balance January 1, 1992	250.00
Other Recreational Services	2,075.00	Total		Transfers From Taxes or Liens	
EDUCATION (excluding schools)		EQUALIZED VALUATION BASIS		Sale for Cash (1992)	
Libraries		FOR NET DEBT COMPUTATION	196,274,367	Cancelled, Abated or Adjusted (1992)	
Other Educational Services		REAL PROPERTY VALUATIONS		Balance December 31, 1992	250.00
STATUTORY EXPENDITURES		Code Class # of Parcels % VAL'N	ASSESSED VALUATION	CURRENT FINANCES DECEMBER 31, 1992	
Pensions & F. L. C. A.	25,001.00	1 Vacant Land 28 1.22	2,525,300.00	ASSETS	
Employee Fringe Benefits	109,736.00	2 Residential 1074 86.13	177,622,200.00	Cash Dec. 31, 1992	398,044.00
Other Statutory Expenditures		3 Farm		Taxes Receivable	66,094.00
CETA And Other Public Employment Programs		4a Commercial 72 10.97	22,625,500.00	Tax Title Liens	2,203.00
MUNICIPAL FUNCTIONS TOTAL	1,823,784.00	4b Industrial 4 1.67	3,451,600.00	Foreclosed Property	250.00
CAPITAL IMPROVEMENTS *MEMO*	15,000.00	4c Apartments		Emergencies & Other Deferred Charges	
DEBT SERVICE		Total	206,224,600.00	State and Federal Aid Receivable	36,790.00
Principal Payments	45,000.00	Land Area .65 Sq. Miles		Other Receivables	24,241.00
Interest Payments	22,269.00	Net Valuation Taxable-Municipal	206,725,119	Total	527,622.00
DEFERRED CHARGES	8,025.00	Net Valuation Taxable-County	199,743,910	LIABILITIES, RESERVES, AND SURPLUS	
SCHOOL, COUNTY, SPECIAL DISTRICT TAXES	3,171,693.22	State Equalized Valuation	188,130,944	Cash Liabilities	221,647.00
RESERVE FOR UNCOLLECTED TAXES	122,390.00	State Equalization Ratio	109.91	Reserves for Receivables	129,578.00
EXPENDITURES TOTAL	5,193,161.22			Surplus Dec. 31, 1992	176,397.00

1711

Population 1980 2,887
 Population 1990 2,511
 S & P Rating
 Moody Rating

General Tax Rate Per \$100. 3.16
 State Equalized Tax Rate 1.98

QUINTON TOWNSHIP - SALEM COUNTY
 Form of Government:
Township Committee
 Number of Members on Governing Body - 3

PER CAPITA:
 Gross Debt 383.91
 Net Debt 198.33
 Debt Service 10.79
 Total Tax Levy 743.52
 Municipal Expenditures 365.13

PER CENT:
 Gross Debt 1.14
 Net Debt .59
 Tax Levy Collected 84.82
 Tax Levy Cancelled, Abated or Adjusted .12

EXPENDITURES		REVENUES-REALIZED		1992 PROPERTY TAX	
GENERAL GOVERNMENT		REVENUES-REALIZED		STATE EQUALIZED TAX RATE	
Governing Body & Public Boards	14,700.00	1992 Property Taxes Collected	1,585,169.46	Local District School Taxes	1.03 955,289.50
Municipal Clerk	10,800.00	1992 Payments in Lieu of Taxes		Regional & Consolidated School Tax	
Financial Administration	26,470.00	Delinquent Tax & Lien Collections	229,137.74	School Taxes in Municipal Budget	
Assessment of Taxes	13,600.00	Business Personalty Replacement Taxes	30,753.80	County Taxes	.74 693,006.05
Collection of Taxes	26,500.00	Taxes from Public Utilities	187,106.00	County Library Taxes	
Planning, Housing & Development	26,050.00	Other Miscellaneous Tax Revenues		Local Municipal Purpose Taxes	.22 203,580.69
Human Resources	11,002.50	State Aid Revenues	97,834.96	Veteran & Senior Citizen Taxes	37,450.00
Elections		Federal Aid Revenues		Total Taxes for Rate Computation	1.99 1,899,326.24
General Administration (other)	65,930.00	State and Local Fiscal Assistance Act Utilized		Special District Taxes	
JUDICIARY		Sale of Acquired Property		Bank Corp. Taxes	
Municipal Courts	21,200.00	Other Miscellaneous Revenues	123,747.13	Added and Omitted Taxes	5,106.20
PUBLIC SAFETY		Total	2,254,749.99	Total Taxes Levied - ABSTRACT	1,866,982.44
Fire Protection	19,400.80	Prior Years Surplus Appropriated	177,000.00	Total Taxes Billed	1,870,045.95
Police Protection		REVENUES TOTAL	2,431,749.99	1992 TAXES COLLECTED	1,586,169.46
Civil Defense & Disaster Control	5,100.00	Reserve For Uncollected Taxes	283,565.81	1992 Taxes Cancelled, Abated or Adjusted	2,259.66
Environmental Inspection & Control	21,800.00	CAPITAL OUTLAY TOTAL		Transfer to Tax Title Liens or Foreclosed	44,091.45
Other Public Safety		Public Enterprises		Balance Outstanding Dec. 31, 1992	237,525.38
PUBLIC WORKS		Recreation-Culture		PRIOR YEARS TAXES OUTSTANDING	
Streets and Drainage	57,859.00	Public Works		Balance January 1, 1992	234,289.27
Sewers and Sewage Processing		Buildings and Grounds		Collected in 1992	198,963.72
Garbage and Trash Disposal	208,200.00	Library and Education		Cancelled, Abated or Adjusted 1992	20,062.96
Public Buildings and Grounds	42,300.00	Conservation		Transfers to Tax Title Liens or Foreclosed	11,659.96
Other Public Works		All Other		Balance December 31, 1992	3,602.63
HEALTH AND WELFARE		CAPITAL DEBT AUTHORIZED, DECEMBER 31, 1992		TAX TITLE LIENS OUTSTANDING	
Health Services Except Environmental	4,700.00	ISSUED AND UNISSUED	GROSS DEBT	NET DEBT	
Welfare-Public Assistance	2,910.00	School	466,000		184,266.81
Hospital, Clinics, First Aid	1,500.00	Self-Liquidating			57,428.00
Animal, Insect, & Rodent Control	5,100.00	Other	498,000	498,000	30,174.02
Other Welfare Services		Total	964,000	498,000	
RECREATION and CONSERVATION		ISSUED AND OUTSTANDING			
Beaches and Boardwalks		School		416,000.00	
Parks, Playgrounds, Shade Trees		Self-Liquidating			
Land Reclamation & Conservation		Other		66,000.00	
Other Recreational Services	2,320.00	Total		482,000.00	
EDUCATION (excluding schools)		EQUALIZED VALUATION BASIS			
Libraries		FOR NET DEBT COMPUTATION		84,413,090	
Other Educational Services		REAL PROPERTY VALUATIONS			
STATUTORY EXPENDITURES		Code Class # of Parcels % VAL'N	ASSESSED VALUATION		
Pensions & F. L. C. A.	12,100.00	1 Vacant Land 472 4.50	2,625,200.00		
Employee Fringe Benefits		2 Residential 778 68.07	39,691,150.00		
Other Statutory Expenditures	30.00	3 Farm 464 16.21	9,453,600.00		
CETA And Other Public Employment Programs		4a Commercial 55 11.02	6,424,950.00		
MUNICIPAL FUNCTIONS TOTAL	599,571.30	4b Industrial			
CAPITAL IMPROVEMENTS *MEMO*	15,000.00	4c Apartments 1 .19	111,200.00		
DEBT SERVICE		Total 1770	59,306,100.00		
Principal Payments	22,000.00	Land Area 24.35 Sq. Miles			
Interest Payments	5,095.20	Net Valuation Taxable-Municipal	59,039,937		
DEFERRED CHARGES	6,619.91	Net Valuation Taxable-County	83,018,893		
SCHOOL, COUNTY, SPECIAL DISTRICT TAXES	1,653,295.55	State Equalized Valuation	93,666,735		
RESERVE FOR UNCOLLECTED TAXES	283,565.81	State Equalization Ratio	62.74		
EXPENDITURES TOTAL	2,575,147.77				
				LIABILITIES, RESERVES, AND SURPLUS	
				Cash Liabilities	99,927.50
				Reserves for Receivables	898,447.56
				Surplus Dec. 31, 1992	463,747.22
				Total	1,467,122.28

2013

Population 1980 26,723
 Population 1990 25,325
 S & P Rating
 Moody Rating A1

General Tax Rate Per \$100. 2.71
 State Equalized Tax Rate 2.60

RAHWAY CITY - UNION COUNTY
 Form of Government:
Mayor-Council Plan F (OMCL 50)
 Number of Members on Governing Body - 9

PER CAPITA:
 Gross Debt 1,285.56
 Net Debt 545.71
 Debt Service 46.40
 Total Tax Levy 1,466.54
 Municipal Expenditures 900.44

PER CENT:
 Gross Debt 2.25
 Net Debt .96
 Tax Levy Collected 96.40
 Tax Levy Cancelled, Abated or Adjusted .12

EXPENDITURES		REVENUES-REALIZED		1992 PROPERTY TAX	
GENERAL GOVERNMENT		CAPITAL OUTLAY		STATE EQUALIZED TAX RATE	
Governing Body & Public Boards	60,387.00	1992 Property Taxes Collected	35,936,335.84	Local District School Taxes	1.25 17,769,736.50
Municipal Clerk	87,700.00	1992 Payments in Lieu of Taxes	323,831.87	Regional & Consolidated School Tax	
Financial Administration	347,950.00	Delinquent Tax & Lien Collections	1,029,733.84	School Taxes in Municipal Budget	
Assessment of Taxes	163,865.00	Business Personalty Replacement Taxes	832,773.64	County Taxes	-40 5,652,090.14
Collection of Taxes		Taxes from Public Utilities	1,453,676.00	County Library Taxes	
Planning, Housing & Development	35,754.00	Other Miscellaneous Tax Revenues		Local Municipal Purpose Taxes	-95 13,621,710.00
Human Resources	289,848.25	State Aid Revenues	3,950,265.72	Veteran & Senior Citizen Taxes	
Elections		Federal Aid Revenues	128,324.15	Total Taxes for Rate Computation	2.60 37,363,086.64
General Administration (other)	2,696,816.00	State and Local Fiscal Assistance Act Utilized		Special District Taxes	
JUDICIARY		Sale of Acquired Property		Bank Corp. Taxes	
Municipal Courts	215,000.00	Other Miscellaneous Revenues	2,238,453.47	Added and Omitted Taxes	45,956.10
PUBLIC SAFETY		Total	45,893,394.53	Total Taxes Levied - ABSTRACT	37,089,492.74
Fire Protection	3,167,091.00	Prior Years Surplus Appropriated	931,186.00	Total Taxes Billed	37,277,950.14
Police Protection	3,983,396.95	REVENUES TOTAL	46,824,580.53	1992 TAXES COLLECTED	35,936,335.84
Civil Defense & Disaster Control	27,400.00	Reserve For Uncollected Taxes	1,844,575.00	1992 Taxes Cancelled, Abated or Adjusted	46,137.63
Environmental Inspection & Control	109,505.00	TOTAL	262,509.03	Transfer to Tax Title Liens or Foreclosed	271,599.75
Other Public Safety		Public Enterprises	119,749.41	Balance Outstanding Dec. 31, 1992	1,023,876.92
PUBLIC WORKS		Recreation-Culture		PRIOR YEARS TAXES OUTSTANDING	
Streets and Drainage	305,975.00	Public Works	119,433.21	Balance January 1, 1992	1,387,196.53
Sewers and Sewage Processing	4,276,839.00	Buildings and Grounds	23,326.41	Collected in 1992	982,625.41
Garbage and Trash Disposal		Library and Education		Cancelled, Abated or Adjusted 1992	
Public Buildings and Grounds		Conservation		Transfers to Tax Title Liens or Foreclosed	176,130.94
Other Public Works	1,642,040.00	All Other		Balance December 31, 1992	228,440.18
HEALTH and WELFARE		CAPITAL DEBT AUTHORIZED, DECEMBER 31, 1992		TAX TITLE LIENS OUTSTANDING	
Health Services Except Environmental	731,077.00	ISSUED AND UNISSUED		Balance January 1, 1992	385,450.32
Welfare-Public Assistance	42,000.00	School	10,597,985	Transfer From Taxes	473,517.72
Hospital, Clinics, First Aid	2,000.00	Self-Liquidating	8,138,577	Redeemed in 1992	47,108.43
Animal, Insect, & Rodent Control	18,000.00	Other	13,820,127	Cancelled, Abated or Adjusted (1992)	
Other Welfare Services	1,000.00	Total	32,556,690	Transfers to Foreclosed Property	
RECREATION and CONSERVATION		ISSUED AND OUTSTANDING		Balance December 31, 1992	811,859.61
Beaches and Boardwalks		School	7,207,000.00	PROPERTY ACQUIRED BY DEED OR FORECLOSURE	
Parks, Playgrounds, Shade Trees		Self-Liquidating	2,509,077.84	Balance January 1, 1992	1,775,600.00
Land Reclamation & Conservation	37,671.17	Other	12,134,000.00	Transfers From Taxes or Liens	
Other Recreational Services	187,375.00	Total	21,850,077.84	Sale for Cash (1992)	
EDUCATION (excluding schools)		EQUALIZED VALUATION BASIS		Cancelled, Abated or Adjusted (1992)	
Libraries	575,000.00	FOR NET DEBT COMPUTATION	1,444,444,356	Balance December 31, 1992	1,775,600.00
Other Educational Services		REAL PROPERTY VALUATIONS		CURRENT FINANCES DECEMBER 31, 1992	
STATUTORY EXPENDITURES		Code Class # of Parcels % VALN	ASSESSED VALUATION	ASSETS	
Pensions & F. L. C. A.	705,900.00	1 Vacant Land 406 1.42	19,265,800.00	Cash Dec. 31, 1992	5,777,175.77
Employee Fringe Benefits		2 Residential 6971 68.79	930,593,300.00	Taxes Receivable	1,252,317.10
Other Statutory Expenditures		3 Farm		Tax Title Liens	811,859.61
CETA And Other Public Employment Programs		4a Commercial 436 11.51	155,687,700.00	Foreclosed Property	1,775,600.00
MUNICIPAL FUNCTIONS TOTAL	19,709,590.37	4b Industrial 92 15.26	206,384,400.00	Emergencies & Other Deferred Charges	402,979.74
CAPITAL IMPROVEMENTS *MEMO*	207,000.00	4c Apartments 75 3.03	40,927,500.00	State and Federal Aid Receivable	111,378.75
DEBT SERVICE		Total 7980	1,352,853,730.00	Other Receivables	251,347.32
Principal Payments	450,000.00	Land Area 4.00 Sq. Miles		Total	10,382,658.29
Interest Payments	724,970.94	Net Valuation Taxable-Municipal	1,368,602,345	LIABILITIES, RESERVES, AND SURPLUS	
DEFERRED CHARGES	74,519.77	Net Valuation Taxable-County	1,351,415,286	Cash Liabilities	3,870,612.90
SCHOOL, COUNTY, SPECIAL DISTRICT TAXES	23,421,826.64	State Equalized Valuation	1,426,146,793	Reserves for Receivables	4,091,124.03
RESERVE FOR UNCOLLECTED TAXES	1,844,575.00	State Equalization Ratio	95.92	Surplus Dec. 31, 1992	2,420,921.36
EXPENDITURES TOTAL	46,225,432.72			Total	10,382,658.29

0248

Population 1980 12,899
 Population 1990 13,228
 S & P Rating
 Moody Rating A1

General Tax Rate Per \$100. 2.18
 State Equalized Tax Rate 1.90

RAMSEY BOROUGH - BERGEN COUNTY
 Form of Government:
Borough Council
 Number of Members on Governing Body - 6

PER CAPITA:
 Gross Debt 722.50
 Net Debt 597.13
 Debt Service 51.89
 Total Tax Levy 2,289.00
 Municipal Expenditures 964.92

PER CENT:
 Gross Debt .61
 Net Debt .59
 Tax Levy Collected 96.37
 Tax Levy Cancelled, Abated or Adjusted .09

EXPENDITURES		REVENUES-REALIZED		1992 PROPERTY TAX	
GENERAL GOVERNMENT		REVENUES-REALIZED		STATE EQUALIZED TAX RATE	
Governing Body & Public Boards		1992 Property Taxes Collected	29,285,121.19	Local District School Taxes	1.10
Municipal Clerk		1992 Payments in Lieu of Taxes		Regional & Consolidated School Tax	
Financial Administration		Delinquent Tax & Lien Collections	1,061,312.36	School Taxes in Municipal Budget	
Assessment of Taxes	137,000.00	Business Personalty Replacement Taxes	232,051.52	County Taxes	.26
Collection of Taxes	132,100.00	Taxes from Public Utilities	1,103,088.00	County Library Taxes	
Planning, Housing & Development	89,000.00	Other Miscellaneous Tax Revenues		Local Municipal Purpose Taxes	.53
Human Resources	142,897.00	State Aid Revenues	713,904.85	Veteran & Senior Citizen Taxes	
Elections		Federal Aid Revenues		Total Taxes for Rate Computation	1.89
General Administration (other)	1,369,773.08	State and Local Fiscal Assistance Act Utilized		Special District Taxes	
JUDICIARY		Sale of Acquired Property		Bank Corp. Taxes	
Municipal Courts	159,396.61	Other Miscellaneous Revenues	1,155,952.99	Added and Omitted Taxes	178,658.96
PUBLIC SAFETY		Total	33,552,430.91	Total Taxes Levied - ABSTRACT	30,265,677.01
Fire Protection	176,501.90	Prior Years Surplus Appropriated	700,000.00	Total Taxes Billed	30,387,733.15
Police Protection	2,252,446.09	REVENUES TOTAL	34,252,430.91	1992 TAXES COLLECTED	29,286,121.19
Civil Defense & Disaster Control	19,775.00	Reserve For Uncollected Taxes	1,709,541.51	1992 Taxes Cancelled, Abated or Adjusted	23,023.89
Environmental Inspection & Control	166,000.00	CAPITAL OUTLAY		Transfer to Tax Title Liens or Foreclosed	16,570.18
Other Public Safety		Total	689,720.26	Balance Outstanding Dec. 31, 1992	1,062,017.89
PUBLIC WORKS		REVENUES		PRIOR YEARS TAXES OUTSTANDING	
Streets and Drainage	869,875.00	Public Enterprises	250,583.09	Balance January 1, 1992	1,158,493.16
Sewers and Sewage Processing	593,000.00	Recreation-Culture		Collected in 1992	933,102.53
Garbage and Trash Disposal	1,645,000.00	Public Works	203,738.46	Cancelled, Abated or Adjusted 1992	105,270.78
Public Buildings and Grounds	102,300.00	Buildings and Grounds	235,398.71	Transfers to Tax Title Liens or Foreclosed	2,905.80
Other Public Works	60,000.00	Library and Education		Balance December 31, 1992	117,214.05
HEALTH and WELFARE		Conservation		TAX TITLE LIENS OUTSTANDING	
Health Services Except Environmental	144,946.40	All Other		Balance January 1, 1992	154,000.18
Welfare-Public Assistance	3,000.00	CAPITAL DEBT AUTHORIZED, DECEMBER 31, 1992		Transfer From Taxes	19,475.98
Hospital, Clinics, First Aid		ISSUED AND UNISSUED		Redeemed in 1992	128,209.83
Animal, Insect, & Rodent Control	10,000.00	School		Cancelled, Abated or Adjusted (1992)	
Other Welfare Services		Self-Liquidating	1,600,032	Transfers to Foreclosed Property	
RECREATION and CONSERVATION		Other	7,957,207	Balance December 31, 1992	45,266.33
Beaches and Boardwalks		Total	9,557,240	PROPERTY ACQUIRED BY DEED OR FORECLOSURE	
Parks, Playgrounds, Shade Trees	20,000.00	ISSUED AND OUTSTANDING		Balance January 1, 1992	28,100.00
Land Reclamation & Conservation	178,235.11	School		Transfers From Taxes or Liens	
Other Recreational Services	60,350.00	Self-Liquidating	909,793.95	Sale for Cash (1992)	
EDUCATION (excluding schools)		Other	5,112,000.00	Cancelled, Abated or Adjusted (1992)	
Libraries	520,007.00	Total	6,021,793.95	Balance December 31, 1992	28,100.00
Other Educational Services		EQUALIZED VALUATION BASIS FOR NET DEBT COMPUTATION		CURRENT FINANCES DECEMBER 31, 1992	
STATUTORY EXPENDITURES		REAL PROPERTY VALUATIONS		ASSETS	
Pensions & F. L. C. A.	632,196.04	Code	Class	# of Parcels	% VAL'N
Employee Fringe Benefits	819,000.00	1	Vacant Land	263	1.94
Other Statutory Expenditures	100.00	2	Residential	4635	72.69
CETA And Other Public Employment Programs		3	Farm	7	.04
MUNICIPAL FUNCTIONS		4a	Commercial	209	17.89
TOTAL		4b	Industrial	26	6.55
MEMO*		4c	Apartments	5	.89
CAPITAL IMPROVEMENTS		Total		5145	
DEBT SERVICE		Land Area	5.90	Sq. Miles	
Principal Payments	355,000.00	Net Valuation Taxable-Municipal	1,335,737,348		
Interest Payments	331,444.72	Net Valuation Taxable-County	1,602,839,063		
DEFERRED CHARGES		State Equalized Valuation	1,589,114,971		
SCHOOL, COUNTY, SPECIAL DISTRICT TAXES	21,602,087.74	State Equalization Ratio	87.09		
RESERVE FOR UNCOLLECTED TAXES	1,709,541.51	LIABILITIES, RESERVES, AND SURPLUS		Cash Dec. 31, 1992	4,207,861.10
EXPENDITURES		TOTAL		Taxes Receivable	1,179,231.94
TOTAL		34,366,029.08		Tax Title Liens	45,266.33
				Foreclosed Property	28,100.00
				Emergencies & Other Deferred Charges	
				State and Federal Aid Receivable	1,855.30
				Other Receivables	15,501.47
				Total	5,477,816.14
				LIABILITIES, RESERVES, AND SURPLUS	
				Cash Liabilities	2,842,135.80
				Reserves for Receivables	1,268,099.74
				Surplus Dec. 31, 1992	1,367,580.60
				Total	5,477,816.14

1432

Population 1980 17,828
 Population 1990 19,974
 S & P Rating AA-
 Moody Rating A1

General Tax Rate Per \$100. 4.13
 State Equalized Tax Rate 2.18

RANDOLPH TOWNSHIP - MORRIS COUNTY
 Form of Government:
Council-Manager Plan E (OMCL 50)
 Number of Members on Governing Body - 7

PER CAPITA: Gross Debt 1,174.73 PER CENT: Gross Debt 1.41
 Net Debt 495.85 Net Debt .59
 Debt Service 66.26 Tax Levy Collected 96.53
 Total Tax Levy 1,838.82 Tax Levy Cancelled, Abated or Adjusted .60
 Municipal Expenditures 720.85

EXPENDITURES		REVENUES-REALIZED		1992 PROPERTY TAX	
GENERAL GOVERNMENT		REVENUES-REALIZED		STATE EQUALIZED TAX RATE	
Governing Body & Public Boards		1992 Property Taxes Collected	35,461,905.94	Local District School Taxes	1.40 23,184,146.00
Municipal Clerk		1992 Payments in Lieu of Taxes		Regional & Consolidated School Tax	
Financial Administration	317,907.56	Delinquent Tax & Lien Collections	1,199,811.24	School Taxes in Municipal Budget	
Assessment of Taxes	138,759.00	Business Personalty Replacement Taxes	197,440.44	County Taxes	.31 5,160,727.96
Collection of Taxes	3,000.00	Taxes from Public Utilities	1,240,622.74	County Library Taxes	
Planning, Housing & Development	315,443.00	Other Miscellaneous Tax Revenues		Local Municipal Purpose Taxes	.47 7,825,227.00
Human Resources	125,570.92	State Aid Revenues	1,019,916.20	Veteran & Senior Citizen Taxes	
Elections	9,000.00	Federal Aid Revenues		Total Taxes for Rate Computation	2.18 36,235,500.96
General Administration (other)	1,212,093.00	State and Local Fiscal Assistance Act Utilized		Special District Taxes	
JUDICIARY		Sale of Acquired Property		Bank Corp. Taxes	
Municipal Courts	219,396.22	Other Miscellaneous Revenues	2,716,498.29	Added and Omitted Taxes	558,537.01
PUBLIC SAFETY		Total	41,836,194.85	Total Taxes Levied - ABSTRACT	36,728,637.97
Fire Protection	228,477.00	Prior Years Surplus Appropriated	800,000.00	Total Taxes Billed	36,737,267.29
Police Protection	2,545,833.78	REVENUES TOTAL	42,636,194.85	1992 TAXES COLLECTED	35,461,905.94
Civil Defense & Disaster Control	950.00	Reserve For Uncollected Taxes	1,654,407.00	1992 Taxes Cancelled, Abated or Adjusted	220,370.03
Environmental Inspection & Control	287,059.00	CAPITAL OUTLAY TOTAL	287,819.65	Transfer to Tax Title Liens or Foreclosed	73,948.38
Other Public Safety		Public Enterprises		Balance Outstanding Dec. 31, 1992	981,042.94
PUBLIC WORKS		Recreation-Culture	3,441.60	PRIOR YEARS TAXES OUTSTANDING	
Streets and Drainage	1,059,308.00	Public Works	154,402.78	Balance January 1, 1992	1,197,936.39
Sewers and Sewage Processing		Buildings and Grounds	129,975.27	Collected in 1992	1,169,010.05
Garbage and Trash Disposal	1,747,944.00	Library and Education		Cancelled, Abated or Adjusted 1992	202.81
Public Buildings and Grounds	79,872.00	Conservation		Transfers to Tax Title Liens or Foreclosed	14,091.02
Other Public Works	20,000.00	All Other		Balance December 31, 1992	14,632.51
HEALTH and WELFARE		CAPITAL DEBT AUTHORIZED, DECEMBER 31, 1992		TAX TITLE LIENS OUTSTANDING	
Health Services Except Environmental	305,279.00	ISSUED AND UNISSUED		Balance January 1, 1992	159,955.49
Welfare-Public Assistance	38,380.00	School	13,560,000	Transfer From Taxes	89,361.07
Hospital, Clinics, First Aid		Self-Liquidating		Redeemed in 1992	30,801.19
Animal, Insect, & Rodent Control	39,920.00	Other	9,904,076	Cancelled, Abated or Adjusted (1992)	
Other Welfare Services		Total	23,464,076	Transfers to Foreclosed Property	
RECREATION and CONSERVATION		ISSUED AND OUTSTANDING		Balance December 31, 1992	218,515.37
Beaches and Boardwalks		School		PROPERTY ACQUIRED BY DEED OR FORECLOSURE	
Parks, Playgrounds, Shade Trees	222,221.00	Self-Liquidating		Balance January 1, 1992	31,300.00
Land Reclamation & Conservation	200,890.09	Other	9,703,900.00	Transfers From Taxes or Liens	
Other Recreational Services	627,398.00	Total	9,703,900.00	Sale for Cash (1992)	
EDUCATION (excluding schools)		EQUALIZED VALUATION BASIS FOR NET DEBT COMPUTATION	1,669,317,270	Cancelled, Abated or Adjusted (1992)	
Libraries	564,310.00	REAL PROPERTY VALUATIONS		Balance December 31, 1992	31,300.00
Other Educational Services	3,300.00	Code Class # of Parcels % VAL'N ASSESSED VALUATION		CURRENT FINANCES DECEMBER 31, 1992	
STATUTORY EXPENDITURES		1 Vacant Land 872 5.67 48,681,750.00		ASSETS	
Pensions & F. L. C. A.	285,000.00	2 Residential 5513 76.35 656,034,050.00		Cash Dec. 31, 1992	3,468,640.97
Employee Fringe Benefits	739,282.00	3 Farm 86 .31 2,615,829.00		Taxes Receivable	995,675.45
Other Statutory Expenditures		4a Commercial 202 8.16 70,087,700.00		Tax Title Liens	218,515.37
CETA And Other Public Employment Programs		4b Industrial 30 5.39 46,321,900.00		Foreclosed Property	31,300.00
MUNICIPAL FUNCTIONS TOTAL	11,336,593.57	4c Apartments 6 4.14 35,554,700.00		Emergencies & Other Deferred Charges	102,440.00
CAPITAL IMPROVEMENTS *MEMO*	54,000.00	Total 6709 859,295,929.00		State and Federal Aid Receivable	25,469.92
DEBT SERVICE		Land Area 20.88 Sq. Miles		Other Receivables	41,477.21
Principal Payments	732,900.00	Net Valuation Taxable-Municipal	865,519,863	Total	4,883,518.92
Interest Payments	590,662.88	Net Valuation Taxable-County	1,751,998,507	LIABILITIES, RESERVES, AND SURPLUS	
DEFERRED CHARGES	83,720.00	State Equalized Valuation	1,653,331,331	Cash Liabilities	2,088,367.04
SCHOOL, COUNTY, SPECIAL DISTRICT TAXES	23,344,873.96	State Equalization Ratio	52.17	Reserves for Receivables	1,286,968.03
RESERVE FOR UNCOLLECTED TAXES	1,654,407.00			Surplus Dec. 31, 1992	1,503,183.85
EXPENDITURES TOTAL	42,743,157.41			Total	4,883,518.92

1316

Population 1980 6,123
 Population 1990 5,798
 S & P Rating A
 Moody Rating

General Tax Rate Per \$100. 2.13
 State Equalized Tax Rate 2.05

RARITAN BOROUGH - SOMERSET COUNTY
 Form of Government:
Borough Council
 Number of Members on Governing Body - 6

PER CAPITA: Grass Debt 1,036.10
 Net Debt 512.60
 Debt Service 73.36
 Total Tax Levy 1,876.60
 Municipal Expenditures 923.42

PER CENT: Grass Debt 1.17
 Net Debt .53
 Tax Levy Collected 96.77
 Tax Levy Cancelled, Abated or Adjusted .16

EXPENDITURES		REVENUES-REALIZED		1992 PROPERTY TAX	
GENERAL GOVERNMENT		REVENUES		STATE EQUALIZED TAX RATE	
Governing Body & Public Boards		1992 Property Taxes Collected	10,534,591.54	Local District School Taxes	
Municipal Clerk		1992 Payments in Lieu of Taxes		Regional & Consolidated School Tax	1.06
Financial Administration	75,800.00	Delinquent Tax & Lien Collections	386,153.84	School Taxes in Municipal Budget	
Assessment of Taxes	25,170.00	Business Personalty Replacement Taxes	248,033.60	County Taxes	.42 *
Collection of Taxes	22,600.18	Taxes from Public Utilities	389,719.00	County Library Taxes	
Planning, Housing & Development	12,385.00	Other Miscellaneous Tax Revenues		Local Municipal Purpase Taxes	.57
Human Resources	36,016.00	State Aid Revenues	283,825.41	Veteran & Senior Citizen Taxes	
Elections	2,450.00	Federal Aid Revenues		Total Taxes for Rate Computation	2.05
General Administration (other)	471,260.00	State and Local Fiscal Assistance Act Utilized		Special District Taxes	
JUDICIARY		Sale of Acquired Property		Bank Corp. Taxes	
Municipal Courts	57,095.58	Other Miscellaneous Revenues	838,306.95	Added and Omitted Taxes	40,200.62
PUBLIC SAFETY		Total	12,680,627.34	Total Taxes Levied - ABSTRACT	10,880,531.98
Fire Protection	122,217.20	Prior Years Surplus Appropriated	370,000.00	Total Taxes Billed	10,886,062.24
Police Protection	1,044,664.83	REVENUES TOTAL	13,050,627.34	1992 TAXES COLLECTED	10,534,591.54
Civil Defense & Disaster Control	500.00	Reserve For Uncollected Taxes	475,000.00	1992 Taxes Cancelled, Abated or Adjusted	17,516.98
Environmental Inspection & Control	45,485.00	CAPITAL OUTLAY TOTAL	418,899.72	Transfer to Tax Title Liens or Foreclosed	6,945.93
Other Public Safety				Balance Outstanding Dec. 31, 1992	327,007.79
PUBLIC WORKS				PRIOR YEARS TAXES OUTSTANDING	
Streets and Drainage	232,036.84	Public Enterprises		Balance January 1, 1992	760,269.45
Sewers and Sewage Processing	747,000.00	Recreation-Culture	993.80	Collected in 1992	368,318.47
Garbage and Trash Disposal	683,000.00	Public Works	410,633.67	Cancelled, Abated or Adjusted 1992	4,886.59
Public Buildings and Grounds	43,800.00	Buildings and Grounds	7,272.25	Transfers to Tax Title Liens or Foreclosed	2,018.31
Other Public Works	24,400.00	Library and Education		Balance December 31, 1992	385,046.08
HEALTH and WELFARE		Conservation		TAX TITLE LIENS OUTSTANDING	
Health Services Except Environmental	70,582.33	All Other		Balance January 1, 1992	21,409.39
Welfare-Public Assistance	6,160.00			Transfer From Taxes	9,144.66
Hospital, Clinics, First Aid				Redeemed in 1992	17,832.37
Animal, Insect, & Rodent Control	3,700.00			Cancelled, Abated or Adjusted (1992)	
Other Welfare Services				Transfers to Foreclosed Property	
RECREATION and CONSERVATION				Balance December 31, 1992	12,721.68
Beaches and Boardwalks				PROPERTY ACQUIRED BY DEED OR FORECLOSURE	
Parks, Playgrounds, Shade Trees	47,000.00			Balance January 1, 1992	3,485.00
Land Reclamation & Conservation	6,450.00			Transfers From Taxes or Liens	
Other Recreational Services	10,100.00			Sale for Cash (1992)	
EDUCATION (excluding schools)				Cancelled, Abated or Adjusted (1992)	
Libraries	145,907.00			Balance December 31, 1992	3,485.00
Other Educational Services				CURRENT FINANCES DECEMBER 31, 1992	
STATUTORY EXPENDITURES				ASSETS	
Pensions & F. L. C. A.	213,500.00			Cash Dec. 31, 1992	1,219,516.37
Employee Fringe Benefits	295,000.00			Taxes Receivable	712,053.87
Other Statutory Expenditures				Tax Title Liens	12,721.68
CETA And Other Public Employment Programs				Foreclosed Property	3,485.00
MUNICIPAL FUNCTIONS TOTAL	4,447,329.96			Emergencies & Other Deferred Charges	5,687.02
CAPITAL IMPROVEMENTS *MEMO*	20,000.00			State and Federal Aid Receivable	20,243.00
DEBT SERVICE				Other Receivables	67,391.71
Principal Payments	285,635.59			Total	2,041,103.65
Interest Payments	168,634.97			LIABILITIES, RESERVES, AND SURPLUS	
DEFERRED CHARGES	6,333.50			Cash Liabilities	765,533.43
SCHOOL, COUNTY, SPECIAL DISTRICT TAXES	7,831,655.81			Reserves for Receivables	795,652.26
RESERVE FOR UNCOLLECTED TAXES	475,000.00			Surplus Dec. 31, 1992	479,917.96
EXPENDITURES TOTAL	13,214,639.83			Total	2,041,103.65
		EQUALIZED VALUATION BASIS FOR NET DEBT COMPUTATION	511,820,483		
		REAL PROPERTY VALUATIONS			
		Code Class # of Parcels % VAL'N ASSESSED VALUATION			
		1 Vacant Land 91 1.06 5,352,975.00			
		2 Residential 1670 53.33 270,352,023.00			
		3 Farm 1 .12 610,200.00			
		4a Commercial 172 16.23 82,303,925.00			
		4b Industrial 14 29.19 147,976,050.00			
		4c Apartments 1 .07 364,700.00			
		Total 1949 536,959,873.00			
		Land Area 2.00 Sq. Miles			
		Net Valuation Taxable-Municipal 509,195,380			
		Net Valuation Taxable-County 535,306,411			
		State Equalized Valuation 528,671,572			
		State Equalization Ratio 96.33			

*Includes County Health Service Taxes, County Vocational School Taxes, or County Open Space Tax. See Table 13.

1021

Population 1980 8,292
 Population 1990 15,616
 S & P Rating
 Moody Rating A

General Tax Rate Per \$100. 1.90
 State Equalized Tax Rate 1.81

RARITAN TOWNSHIP - HUNTERDON CO.
 Form of Government:
 Township Committee
 Number of Members on Governing Body - 5

PER CAPITA: Gross Debt 1,497.11
 Net Debt 472.75
 Debt Service 66.18
 Total Tax Levy 1,663.76
 Municipal Expenditures 606.30
 PER CENT: Gross Debt 1.68
 Net Debt .53
 Tax Levy Collected 96.21
 Tax Levy Cancelled, Abated or Adjusted .25

EXPENDITURES	REVENUES-REALIZED	1992 PROPERTY TAX	
GENERAL GOVERNMENT		STATE EQUALIZED TAX RATE	
Governing Body & Public Boards 29,220.00	1992 Property Taxes Collected 25,046,031.82	Local District School Taxes .85	12,061,429.70
Municipal Clerk 94,181.00	1992 Payments in Lieu of Taxes	Regional & Consolidated School Tax .35	5,027,969.10
Financial Administration 126,020.00	Delinquent Tax & Lien Collections 911,471.88	School Taxes in Municipal Budget	
Assessment of Taxes 107,546.00	Business Personality Replacement Taxes 318,030.64	County Taxes .29	4,192,494.52
Collection of Taxes 42,839.00	Taxes from Public Utilities 1,737,931.00	County Library Taxes .02	354,490.18
Planning, Housing & Development 184,767.00	Other Miscellaneous Tax Revenues	Local Municipal Purpose Taxes .29	4,075,021.18
Human Resources 53,227.00	State Aid Revenues 596,332.00	Veteran & Senior Citizen Taxes	60,950.00
Elections 4,400.00	Federal Aid Revenues	Total Taxes for Rate Computation 1.80	25,772,354.68
General Administration (other) 626,951.96	State and Local Fiscal Assistance Act Utilized	Special District Taxes	
JUDICIARY	140,392.00	Bank Corp. Taxes	
Municipal Courts		Added and Omitted Taxes	259,828.11
PUBLIC SAFETY		Total Taxes Levied - ABSTRACT	25,981,232.79
Fire Protection 274,948.40	Other Miscellaneous Revenues 1,332,612.65	Total Taxes Billed	26,033,320.81
Police Protection 1,547,807.00	Prior Years Surplus Appropriated	1992 TAXES COLLECTED	25,046,031.82
Civil Defense & Disaster Control 5,100.00	REVENUES TOTAL 31,178,759.99	1992 Taxes Cancelled, Abated or Adjusted	65,771.20
Environmental Inspection & Control 272,600.00	Reserve For Uncollected Taxes 1,417,487.46	Transfer to Tax Title Liens or Foreclosed	60,458.00
Other Public Safety		Balance Outstanding Dec. 31, 1992	869,059.79
PUBLIC WORKS		PRIOR YEARS TAXES OUTSTANDING	
Streets and Drainage 1,570,219.00	CAPITAL OUTLAY TOTAL 1,587,488.12	Balance January 1, 1992	1,081,966.66
Sewers and Sewage Processing		Collected in 1992	871,028.26
Garbage and Trash Disposal 439,833.00	Public Enterprises 77,477.55	Cancelled, Abated or Adjusted 1992	61,728.20
Public Buildings and Grounds 171,361.00	Recreation-Culture 77,477.55	Transfers to Tax Title Liens or Foreclosed	5,359.94
Other Public Works	Public Works 1,003,252.12	Balance December 31, 1992	143,850.26
HEALTH and WELFARE	Buildings and Grounds 506,758.45	TAX TITLE LIENS OUTSTANDING	
Health Services Except Environmental 46,255.00	Library and Education	Balance January 1, 1992	272,601.06
Welfare-Public Assistance 6,147.00	Conservation	Transfer From Taxes	66,226.21
Hospital, Clinics, First Aid 7,010.00	All Other	Redeemed in 1992	40,443.62
Animal, Insect, & Rodent Control		Cancelled, Abated or Adjusted (1992)	
Other Welfare Services		Transfers to Foreclosed Property	
RECREATION and CONSERVATION		Balance December 31, 1992	298,383.65
Beaches and Boardwalks		PROPERTY ACQUIRED BY DEED OR FORECLOSURE	
Parks, Playgrounds, Shade Trees 4,010.00		Balance January 1, 1992	
Land Reclamation & Conservation 284,412.00		Transfers From Taxes or Liens	
Other Recreational Services		Sale for Cash (1992)	
EDUCATION (excluding schools)		Cancelled, Abated or Adjusted (1992)	
Libraries		Balance December 31, 1992	
Other Educational Services 2,650.00		CURRENT FINANCES DECEMBER 31, 1992	
STATUTORY EXPENDITURES		ASSETS	
Pensions & F. L. C. A. 433,965.00		Cash Dec. 31, 1992	5,875,390.05
Employee Fringe Benefits 523,386.00		Taxes Receivable	1,012,910.05
Other Statutory Expenditures 7,800.00		Tax Title Liens	298,383.65
CETA And Other Public Employment Programs		Foreclosed Property	
MUNICIPAL FUNCTIONS TOTAL 7,007,047.36		Emergencies & Other Deferred Charges	8,000.00
CAPITAL IMPROVEMENTS * MEMO* 46,800.00		State and Federal Aid Receivable	11,610.16
DEBT SERVICE		Other Receivables	181,155.90
Principal Payments 480,000.00		Total	7,387,449.81
Interest Payments 553,523.73		LIABILITIES, RESERVES, AND SURPLUS	
DEFERRED CHARGES 9,920.00		Cash Liabilities	978,167.53
SCHOOL, COUNTY, SPECIAL DISTRICT TAXES 21,636,383.50		Reserves for Receivables	1,492,449.60
RESERVE FOR UNCOLLECTED TAXES 1,417,487.46		Surplus Dec. 31, 1992	4,916,832.68
EXPENDITURES TOTAL 31,104,362.05		Total	7,387,449.81
	REAL PROPERTY VALUATIONS		
	Code Class # of Parcels % VAL'N ASSESSED VALUATION		
	1 Vacant Land 615 3.92 52,934,900.00		
	2 Residential 5428 72.68 982,339,500.00		
	3 Farm 546 3.53 47,742,400.00		
	4a Commercial 203 12.06 163,071,500.00		
	4b Industrial 24 7.66 103,486,500.00		
	4c Apartments 2 .16 2,112,000.00		
	Total 6818 1,351,686,800.00		
	Land Area 38.60 Sq. Miles		
	Net Valuation Taxable-Municipal 1,355,973,300		
	Net Valuation Taxable-County 1,349,587,965		
	State Equalized Valuation 1,421,594,668		
	State Equalization Ratio 95.37		

1022

Population 1980 10,855
 Population 1990 13,400
 S & P Rating AA-
 Moody Rating

General Tax Rate Per \$100. 1.95
 State Equalized Tax Rate 1.70

READINGTON TWP. - HUNTERDON CO.
 Form of Government:
 Township Committee
 Number of Members on Governing Body - 5

PER CAPITA: Gross Debt 754.41 PER CENT: Gross Debt .77
 Net Debt 675.23 Net Debt .69
 Debt Service 62.15 Tax Levy Collected 94.08
 Total Tax Levy 1,771.37 Tax Levy Cancelled, Abated or Adjusted .02
 Municipal Expenditures 556.76

EXPENDITURES		REVENUES-REALIZED		1992 PROPERTY TAX	
GENERAL GOVERNMENT		REVENUES-REALIZED		STATE EQUALIZED TAX RATE	
Governing Body & Public Boards		1992 Property Taxes Collected	22,431,514.57	Local District School Taxes	.66 8,994,263.50
Municipal Clerk		1992 Payments in Lieu of Taxes		Regional & Consolidated School Tax	.43 5,789,376.56
Financial Administration	60,529.00	Delinquent Tax & Lien Collections	906,689.51	School Taxes in Municipal Budget	
Assessment of Taxes	77,300.00	Business Personalty Replacement Taxes	109,471.92	County Taxes	.30 4,126,418.21
Collection of Taxes	95,500.00	Taxes from Public Utilities	1,101,566.00	County Library Taxes	.03 348,793.07
Planning, Housing & Development	125,550.00	Other Miscellaneous Tax Revenues		Local Municipal Purpose Taxes	.27 3,713,580.76
Human Resources	74,374.00	State Aid Revenues	492,008.00	Veteran & Senior Citizen Taxes	
Elections	3,900.00	Federal Aid Revenues		Total Taxes for Rate Computation	1.69 23,048,932.10
General Administration (other)	959,667.20	State and Local Fiscal Assistance Act Utilized		Special District Taxes	
JUDICIARY		Sale of Acquired Property		Bank Corp. Taxes	
Municipal Courts	87,218.07	Other Miscellaneous Revenues	922,500.51	Added and Omitted Taxes	763,929.28
PUBLIC SAFETY		Total	25,963,750.51	Total Taxes Levied - ABSTRACT	23,736,361.38
Fire Protection	165,534.00	Prior Years Surplus Appropriated	360,000.00	Total Taxes Billed	23,842,491.77
Police Protection	1,046,876.00	REVENUES TOTAL	26,323,750.51	1992 TAXES COLLECTED	22,431,514.57
Civil Defense & Disaster Control		Reserve For Uncollected Taxes	1,123,064.19	1992 Taxes Cancelled, Abated or Adjusted	3,691.14
Environmental Inspection & Control	373,000.00	CAPITAL OUTLAY TOTAL	746,032.39	Transfer to Tax Title Liens or Foreclosed	107,715.79
Other Public Safety		Public Enterprises		Balance Outstanding Dec. 31, 1992	1,299,570.27
PUBLIC WORKS		Recreation-Culture	26,122.24	PRIOR YEARS TAXES OUTSTANDING	
Streets and Drainage	777,000.00	Public Works	83,890.26	Balance January 1, 1992	925,528.79
Sewers and Sewage Processing	10,000.00	Buildings and Grounds	636,019.89	Collected in 1992	863,163.90
Garbage and Trash Disposal		Library and Education		Cancelled, Abated or Adjusted 1992	
Public Buildings and Grounds	126,600.00	Conservation		Transfers to Tax Title Liens or Foreclosed	3,197.81
Other Public Works		All Other		Balance December 31, 1992	59,167.08
HEALTH and WELFARE		CAPITAL DEBT AUTHORIZED, DECEMBER 31, 1992		TAX TITLE LIENS OUTSTANDING	
Health Services Except Environmental	22,800.00	ISSUED AND UNISSUED		Balance January 1, 1992	241,965.55
Welfare-Public Assistance	21,600.00	School	2,060,943	Transfer From Taxes	110,913.60
Hospital, Clinics, First Aid		Self-Liquidating		Redeemed in 1992	43,525.61
Animal, Insect, & Rodent Control		Other	8,048,089	Cancelled, Abated or Adjusted (1992)	
Other Welfare Services		Total	10,109,032	Transfers to Foreclosed Property	
RECREATION and CONSERVATION		ISSUED AND OUTSTANDING		Balance December 31, 1992	309,353.54
Beaches and Boardwalks		School	3,060,943.09	PROPERTY ACQUIRED BY DEED OR FORECLOSURE	
Parks, Playgrounds, Shade Trees	106,100.00	Self-Liquidating		Balance January 1, 1992	22,650.00
Land Reclamation & Conservation	482,500.00	Other	6,445,589.12	Transfers From Taxes or Liens	
Other Recreational Services	9,000.00	Total	9,506,532.21	Sale for Cash (1992)	
EDUCATION (excluding schools)		EQUALIZED VALUATION BASIS		Cancelled, Abated or Adjusted (1992)	
Libraries	47,900.00	FOR NET DEBT COMPUTATION	1,318,900,243	Balance December 31, 1992	22,650.00
Other Educational Services	3,900.00	REAL PROPERTY VALUATIONS		CURRENT FINANCES DECEMBER 31, 1992	
STATUTORY EXPENDITURES		Code Class # of Parcels % VAL'N		ASSETS	
Pensions & F. L. C. A.	234,000.00	1 Vacant Land 397 4.24	52,687,900.00	Cash Dec. 31, 1992	2,371,820.00
Employee Fringe Benefits	387,300.00	2 Residential 4125 64.95	807,134,500.00	Taxes Receivable	1,358,737.35
Other Statutory Expenditures	7,000.00	3 Farm 824 5.93	73,747,769.00	Tax Title Liens	309,353.54
CETA And Other Public Employment Programs		4a Commercial 225 23.42	291,070,900.00	Foreclosed Property	22,650.00
MUNICIPAL FUNCTIONS TOTAL	5,305,148.27	4b Industrial 8 1.37	16,985,900.00	Emergencies & Other Deferred Charges	41,718.00
CAPITAL IMPROVEMENTS *MEMO*	50,000.00	4c Apartments 2 .09	1,156,800.00	State and Federal Aid Receivable	26,335.00
DEBT SERVICE		Total	1,242,783,769.00	Other Receivables	221,944.11
Principal Payments	819,853.26	Land Area 47.65 Sq. Miles		Total	4,352,558.00
Interest Payments	12,961.46	Net Valuation Taxable-Municipal	1,247,489,845	LIABILITIES, RESERVES, AND SURPLUS	
DEFERRED CHARGES		Net Valuation Taxable-County	1,330,423,055	Cash Liabilities	1,479,482.00
SCHOOL, COUNTY, SPECIAL DISTRICT TAXES	19,258,851.34	State Equalized Valuation	1,360,716,735	Reserves for Receivables	1,912,685.00
RESERVE FOR UNCOLLECTED TAXES	1,123,064.19	State Equalization Ratio	91.65	Surplus Dec. 31, 1992	960,391.00
EXPENDITURES TOTAL	26,692,633.97			Total	4,352,558.00

1340

Population 1980 12,031
 Population 1990 10,636
 S & P Rating
 Moody Rating AAA

General Tax Rate Per \$100. 2.79
 State Equalized Tax Rate 2.60

RED BANK BOROUGH - MONMOUTH CO.

Form of Government:

Borough Council

Number of Members on Governing Body - 6

PER CAPITA:

Gross Debt 1,124.67
 Net Debt 591.50
 Debt Service 78.24
 Total Tax Levy 1,779.64
 Municipal Expenditures 1,017.79

PER CENT:

Gross Debt 1.64
 Net Debt .87
 Tax Levy Collected 90.24
 Tax Levy Cancelled, Abated or Adjusted .50

EXPENDITURES		REVENUES-REALIZED		1992 PROPERTY TAX	
GENERAL GOVERNMENT		REVENUES-REALIZED		STATE EQUALIZED TAX RATE	
Governing Body & Public Boards		1992 Property Taxes Collected	17,074,500.17	Local District School Taxes	.92
Municipal Clerk		1992 Payments in Lieu of Taxes	666,000.00	Regional & Consolidated School Tax	.53
Financial Administration	223,833.84	Delinquent Tax & Lien Collections	1,306,172.28	School Taxes in Municipal Budget	
Assessment of Taxes	55,900.00	Business Personalty Replacement Taxes	327,565.72	County Taxes	.44 *
Collection of Taxes	26,050.00	Taxes from Public Utilities	1,561,928.53	County Library Taxes	
Planning, Housing & Development	195,470.00	Other Miscellaneous Tax Revenues	1,039.47	Local Municipal Purpose Taxes	.71
Human Resources	131,798.00	State Aid Revenues	812,821.96	Veteran & Senior Citizen Taxes	
Elections	2,840.00	Federal Aid Revenues		Total Taxes for Rate Computation	2.60
General Administration (other)	701,220.00	Federal Aid Revenues		Special District Taxes	
JUDICIARY		State and Local Fiscal Assistance Act Utilized		Bank Corp. Taxes	
Municipal Courts	129,500.00	Sole of Acquired Property		Added and Omitted Taxes	
PUBLIC SAFETY		Other Miscellaneous Revenues	1,092,091.07	Total Taxes Levied - ABSTRACT	
Fire Protection	219,150.00	Total	22,242,119.20	Total Taxes Billed	
Police Protection	2,289,369.17	Prior Years Surplus Appropriated	300,000.00	1992 TAXES COLLECTED	17,074,500.17
Civil Defense & Disaster Control	2,050.00	REVENUES TOTAL	22,542,119.20	1992 Taxes Cancelled, Abated or Adjusted	95,252.44
Environmental Inspection & Control	211,254.00	Reserve For Uncollected Taxes	2,092,860.15	Transfer to Tax Title Liens or Foreclosed	203,518.32
Other Public Safety		CAPITAL OUTLAY TOTAL	955,863.03	Balance Outstanding Dec. 31, 1992	1,546,972.66
PUBLIC WORKS		Public Enterprises	422,326.29	PRIOR YEARS TAXES OUTSTANDING	
Streets and Drainage	663,820.00	Recreation-Culture	101,448.72	Balance January 1, 1992	2,517,177.18
Sewers and Sewage Processing	437,150.00	Public Works	300,683.95	Collected in 1992	1,306,172.28
Garbage and Trash Disposal	673,900.00	Buildings and Grounds	131,404.07	Cancelled, Abated or Adjusted 1992	56,223.83
Public Buildings and Grounds	100,800.00	Library and Education		Transfers to Tax Title Liens or Foreclosed	44,008.90
Other Public Works		Conservation		Balance December 31, 1992	1,110,772.17
HEALTH and WELFARE		All Other		TAX TITLE LIENS OUTSTANDING	
Health Services Except Environmental	160,729.00	CAPITAL DEBT AUTHORIZED, DECEMBER 31, 1992		Balance January 1, 1992	312,459.50
Welfare-Public Assistance	30,400.00	ISSUED AND UNISSUED		Transfer From Taxes	258,532.39
Hospital, Clinics, First Aid		School	2,283,534	Redeemed in 1992	
Animal, Insect, & Rodent Control		Self-Liquidating	3,454,804	Cancelled, Abated or Adjusted (1992)	
Other Welfare Services	21,836.00	Other	6,223,678	Transfers to Foreclosed Property	
RECREATION and CONSERVATION		Total	11,962,017	Balance December 31, 1992	570,991.89
Beaches and Boardwalks		ISSUED AND OUTSTANDING		PROPERTY ACQUIRED BY DEED OR FORECLOSURE	
Parks, Playgrounds, Shade Trees	115,230.00	School	2,283,534.33	Balance January 1, 1992	230,200.00
Land Reclamation & Conservation		Self-Liquidating	2,247,400.00	Transfers From Taxes or Liens	
Other Recreational Services	99,650.00	Other	5,492,119.47	Sole for Cash (1992)	
EDUCATION (excluding schools)		Total	10,023,053.80	Cancelled, Abated or Adjusted (1992)	
Libraries	322,700.00	EQUALIZED VALUATION BASIS		Balance December 31, 1992	230,200.00
Other Educational Services		FOR NET DEBT COMPUTATION	727,295,589	CURRENT FINANCES DECEMBER 31, 1992	
STATUTORY EXPENDITURES		REAL PROPERTY VALUATIONS		ASSETS	
Pensions & F. L. C. A.	315,847.94	Code Class # of Parcels % VAL'N		Cash Dec. 31, 1992	1,767,186.08
Employee Fringe Benefits	642,000.00	1 Vocont Land 218 1.78	11,762,000.00	Taxes Receivable	2,657,744.81
Other Statutory Expenditures		2 Residential 3221 57.78	380,847,750.00	Tax Title Liens	570,991.89
CETA And Other Public Employment Programs		3 Farm		Foreclosed Property	230,200.00
MUNICIPAL FUNCTIONS TOTAL	7,776,467.95	4a Commercial 472 29.36	191,531,300.00	Emergencies & Other Deferred Charges	604,726.69
CAPITAL IMPROVEMENTS *MEMO*	78,950.00	4b Industrial 63 3.05	20,072,300.00	State and Federal Aid Receivable	14,960.06
DEBT SERVICE		4c Apartments 25 8.33	54,874,900.00	Other Receivables	30,875.29
Principal Payments	513,232.64	Total 4005	659,088,250.00	Total	5,876,684.81
Interest Payments	318,950.20	Land Area 1.75 Sq. Miles		LIABILITIES, RESERVES, AND SURPLUS	
DEFERRED CHARGES	123,723.10	Net Valuation Taxable-Municipal	674,946,146	Cash Liabilities	2,208,399.49
SCHOOL, COUNTY, SPECIAL DISTRICT TAXES	13,682,897.41	Net Valuation Taxable-County	747,230,408	Reserves for Receivables	3,489,811.99
RESERVE FOR UNCOLLECTED TAXES	2,092,860.15	State Equalized Valuation	723,219,977	Surplus Dec. 31, 1992	178,473.35
EXPENDITURES TOTAL	24,508,131.45	State Equalization Ratio	93.19	Total	5,876,684.81

*Includes County Health Service Taxes, County Vocational School Taxes, or County Open Space Tax. See Table 13.

0269

Population 1980 10,294
 Population 1990 9,996
 S & P Rating
 Moody Rating A

General Tax Rate Per \$100. 1.50
 State Equalized Tax Rate 1.24

RIDGEFIELD BOROUGH - BERGEN COUNTY

Form of Government:

Borough Council

Number of Members on Governing Body - 6

PER CAPITA:

Gross Debt 879.03
 Net Debt 837.72
 Debt Service 63.92
 Total Tax Levy 1,113.35
 Municipal Expenditures 944.49

PER CENT:

Gross Debt .95
 Net Debt .90
 Tax Levy Collected 830.94
 Tax Levy Cancelled, Abated or Adjusted 1.24

EXPENDITURES		REVENUES-REALIZED		1992 PROPERTY TAX	
GENERAL GOVERNMENT				STATE EQUALIZED TAX RATE .90	
Governing Body & Public Boards		1992 Property Taxes Collected	10,742,203.98	Local District School Taxes	8,036,342.00
Municipal Clerk		1992 Payments in Lieu of Taxes		Regional & Consolidated School Tax	
Financial Administration	100,500.00	Delinquent Tax & Lien Collections	275,695.95	School Taxes in Municipal Budget	
Assessment of Taxes	16,200.00	Business Personalty Replacement Taxes	218,105.80	County Taxes	2,433,995.16
Collection of Taxes	70,425.91	Taxes from Public Utilities	5,450,480.00	County Library Taxes	
Planning, Housing & Development	57,500.00	Other Miscellaneous Tax Revenues	783,789.00	Local Municipal Purpose Taxes	645,243.27
Human Resources	50,996.00	State Aid Revenues	328,239.42	Veteran & Senior Citizen Taxes	98,650.00
Elections		Federal Aid Revenues	8,018.86	Total Taxes for Rate Computation	11,214,230.43
General Administration (other)	825,400.00	State and Local Fiscal Assistance Act Utilized		Special District Taxes	
JUDICIARY		Sale of Acquired Property		Bank Corp. Taxes	
Municipal Courts	150,711.45	Other Miscellaneous Revenues	777,429.91	Added and Omitted Taxes	13,448.17
PUBLIC SAFETY		Total	18,583,962.92	Total Taxes Levied - ABSTRACT	11,129,028.60
Fire Protection	255,694.34	Prior Years Surplus Appropriated	1,079,283.22	Total Taxes Billed	1,292,781.40
Police Protection	2,188,678.37	REVENUES TOTAL	19,663,246.14	1992 TAXES COLLECTED	10,742,203.98
Civil Defense & Disaster Control	16,498.43	Reserve For Uncollected Taxes	542,841.33	1992 Taxes Cancelled, Abated or Adjusted	16,068.57
Environmental Inspection & Control	54,380.28	CAPITAL OUTLAY TOTAL	222,512.67	Transfer to Tax Title Liens or Foreclosed	2,822.00
Other Public Safety		Public Enterprises	7,349.00	Balance Outstanding Dec. 31, 1992	531,686.85
PUBLIC WORKS		Recreation-Culture		PRIOR YEARS TAXES OUTSTANDING	
Streets and Drainage	1,015,932.54	Public Works	134,506.61	Balance January 1, 1992	446,580.37
Sewers and Sewage Processing	1,044,621.24	Buildings and Grounds	80,657.06	Collected in 1992	275,695.95
Garbage and Trash Disposal	776,804.99	Library and Education		Cancelled, Abated or Adjusted 1992	
Public Buildings and Grounds	274,000.00	Conservation		Transfers to Tax Title Liens or Foreclosed	
Other Public Works	60,000.00	All Other		Balance December 31, 1992	170,884.42
HEALTH and WELFARE		CAPITAL DEBT AUTHORIZED, DECEMBER 31, 1992		TAX TITLE LIENS OUTSTANDING	
Health Services Except Environmental	122,000.00	ISSUED AND UNISSUED		Balance January 1, 1992	647.00
Welfare-Public Assistance	47,638.89	School		Transfer From Taxes	2,822.00
Hospital, Clinics, First Aid		Self-Liquidating	302,000	Redeemed in 1992	
Animal, Insect, & Rodent Control	3,500.00	Other	8,475,264	Cancelled, Abated or Adjusted (1992)	
Other Welfare Services		Total	8,777,264	Transfers to Foreclosed Property	
RECREATION and CONSERVATION		ISSUED AND OUTSTANDING		Balance December 31, 1992	3,469.00
Beaches and Boardwalks		School		PROPERTY ACQUIRED BY DEED OR	
Parks, Playgrounds, Shade Trees	104,100.00	Self-Liquidating	302,000.00	FORECLOSURE	
Land Reclamation & Conservation	6,605.60	Other	8,475,233.00	Balance January 1, 1992	108,685.00
Other Recreational Services	60,000.00	Total	8,777,233.00	Transfers From Taxes or Liens	
EDUCATION (excluding schools)		EQUALIZED VALUATION BASIS		Sale for Cash (1992)	
Libraries	322,621.00	FOR NET DEBT COMPUTATION	926,531,104	Cancelled, Abated or Adjusted (1992)	
Other Educational Services		REAL PROPERTY VALUATIONS		Balance December 31, 1992	108,685.00
STATUTORY EXPENDITURES		Code Class # of Parcels % VALN ASSESSED VALUATION		CURRENT FINANCES DECEMBER 31, 1992	
Pensions & F. L. C. A.	394,202.65	1 Vacant Land 123 2.18 16,177,500.00		ASSETS	
Employee Fringe Benefits	134,848.38	2 Residential 2484 66.71 496,149,300.00		Cash Dec. 31, 1992	1,169,718.36
Other Statutory Expenditures	10,000.00	3 Farm 85,102,050.00		Taxes Receivable	702,571.27
CETA And Other Public Employment Programs		4a Commercial 172 11.49 120,318,700.00		Tax Title Liens	3,469.00
MUNICIPAL FUNCTIONS TOTAL	8,163,910.07	4b Industrial 87 16.24 24,946,000.00		Foreclosed Property	108,685.00
CAPITAL IMPROVEMENTS *ME#0*		4c Apartments 15 3.37 740,693,550.00		Emergencies & Other Deferred Charges	194,241.40
DEBT SERVICE		Total 2831		State and Federal Aid Receivable	67,261.03
Principal Payments	195,000.00	Land Area 2.50 Sq. Miles		Other Receivables	254,185.43
Interest Payments	443,977.70	Net Valuation Taxable-Municipal	741,846,616	Total	2,500,131.51
DEFERRED CHARGES	95,422.48	Net Valuation Taxable-County	938,593,116	LIABILITIES, RESERVES, AND SURPLUS	
SCHOOL, COUNTY, SPECIAL DISTRICT TAXES	10,470,337.16	State Equalized Valuation	897,550,924	Cash Liabilities	957,540.72
RESERVE FOR UNCOLLECTED TAXES	542,841.33	State Equalization Ratio	82.63	Reserves for Receivables	1,068,910.72
EXPENDITURES TOTAL	19,911,488.74			Surplus Dec. 31, 1992	473,680.07

0250
 Population 1980 12,733
 Population 1990 12,454
 S & P Rating
 Moody Rating AAA

General Tax Rate Per \$100. 2.36
 State Equalized Tax Rate 2.26

RIDGEFIELD PARK VILLAGE - BERGEN CO.

Form of Government:
 Commission (1911)

Number of Members on Governing Body - 5

PER CAPITA: PER CENT:
 Grass Debt 315.62 Grass Debt .49
 Net Debt 142.99 Net Debt .22
 Debt Service 2.50 Tax Levy Collected 95.11
 Total Tax Levy 1,389.11 Tax Levy Cancelled, Abated
 Municipal Expenditures 845.23 or Adjusted .46

EXPENDITURES		REVENUES-REALIZED		1992 PROPERTY TAX	
GENERAL GOVERNMENT				STATE EQUALIZED TAX RATE 1.18	
Governing Body & Public Boards	36,150.00	1992 Property Taxes Collected	16,479,476.00	Local District School Taxes	8,923,410.00
Municipal Clerk	86,389.00	1992 Payments in Lieu of Taxes		Regional & Consolidated School Tax	
Financial Administration	113,676.00	Delinquent Tax & Lien Collections	356,701.00	School Taxes in Municipal Budget	
Assessment of Taxes	500,080.00	Business Personalty Replacement Taxes	211,884.00	County Taxes	1,886,373.29
Collection of Taxes	120,754.00	Taxes from Public Utilities	652,780.00	County Library Taxes	
Planning, Housing & Development	69,695.00	Other Miscellaneous Tax Revenues		Local Municipal Purpose Taxes	6,270,805.00
Human Resources	84,008.00	State Aid Revenues	1,229,625.00	Veteran & Senior Citizen Taxes	86,750.00
Elections	16,800.00	Federal Aid Revenues		Total Taxes for Rate Computation	17,172,338.29
General Administration (other)	598,500.00	State and Local Fiscal Assistance Act Utilized		Special District Taxes	
JUDICIARY		State and Local Fiscal Assistance Act Utilized		Bank Corp. Taxes	
Municipal Courts	160,958.00	Sale of Acquired Property		Added and Omitted Taxes	201,920.00
PUBLIC SAFETY		Other Miscellaneous Revenues	1,240,451.00	Total Taxes Levied - ABSTRACT	17,287,503.29
Fire Protection	180,654.00			Total Taxes Billed	17,326,519.00
Police Protection	2,193,367.00	Prior Years Surplus Appropriated	900,000.00	1992 TAXES COLLECTED	16,479,476.00
Civil Defense & Disaster Control	600.00	REVENUES TOTAL	21,070,917.00	1992 Taxes Cancelled, Abated or Adjusted	80,298.00
Environmental Inspection & Control	185,655.00	Reserve For Uncollected Taxes	1,114,912.00	Transfer to Tax Title Liens or Foreclosed	10,752.00
Other Public Safety				Balance Outstanding Dec. 31, 1992	755,993.00
PUBLIC WORKS		CAPITAL OUTLAY TOTAL	579,696.00	PRIOR YEARS TAXES OUTSTANDING	
Streets and Drainage	219,975.00	Public Enterprises		Balance January 1, 1992	355,166.00
Sewers and Sewage Processing	892,475.00	Recreation-Culture	350,783.00	Collected in 1992	342,418.00
Garbage and Trash Disposal	1,125,288.00	Public Works	198,262.00	Cancelled, Abated or Adjusted 1992	345.00
Public Buildings and Grounds	604,200.00	Buildings and Grounds	30,649.00	Transfers to Tax Title Liens or Foreclosed	12,403.00
Other Public Works	4,500.00	Library and Education		Balance December 31, 1992	
HEALTH and WELFARE		Conservation		TAX TITLE LIENS OUTSTANDING	
Health Services Except Environmental	93,853.00	All Other		Balance January 1, 1992	619,734.00
Welfare-Public Assistance	20,376.00			Transfer From Taxes	24,967.00
Hospital, Clinics, First Aid		CAPITAL DEBT AUTHORIZED, DECEMBER 31, 1992		Redeemed in 1992	14,284.00
Animal, Insect, & Rodent Control	8,600.00	ISSUED AND UNISSUED		Cancelled, Abated or Adjusted (1992)	
Other Welfare Services		GROSS DEBT		Transfers to Foreclosed Property	
RECREATION and CONSERVATION		School	2,150,000	Balance December 31, 1992	630,417.00
Beaches and Boardwalks		Self-Liquidating	66,500	PROPERTY ACQUIRED BY DEED OR FORECLOSURE	
Parks, Playgrounds, Shade Trees	273,022.00	Other	1,714,243	Balance January 1, 1992	69,840.00
Land Reclamation & Conservation	105,585.00	Total	3,930,743	Transfers From Taxes or Liens	
Other Recreational Services	30,793.00	ISSUED AND OUTSTANDING		Sale for Cash (1992)	
EDUCATION (excluding schools)		School	2,150,000.00	Cancelled, Abated or Adjusted (1992)	
Libraries	269,705.00	Self-Liquidating	722,250.00	Balance December 31, 1992	69,840.00
Other Educational Services		Other	2,872,250.00	CURRENT FINANCES DECEMBER 31, 1992	
STATUTORY EXPENDITURES		Total	2,872,250.00	ASSETS	
Pensions & F. L. C. A.	177,107.00	EQUALIZED VALUATION BASIS		Cash Dec. 31, 1992	3,804,903.00
Employee Fringe Benefits	945,156.00	FOR NET DEBT COMPUTATION	810,255,459	Taxes Receivable	755,993.00
Other Statutory Expenditures		REAL PROPERTY VALUATIONS		Tax Title Liens	630,417.00
CETA And Other Public Employment Programs		Code Class # of Parcels % VAL'N		Foreclosed Property	69,840.00
MUNICIPAL FUNCTIONS TOTAL	9,115,921.00	1 Vacant Land 93 2.50	18,100,900.00	Emergencies & Other Deferred Charges	160,000.00
CAPITAL IMPROVEMENTS *MEMO*	75,000.00	2 Residential 2830 58.41	422,695,900.00	State and Federal Aid Receivable	6,170.00
DEBT SERVICE		3 Farm		Other Receivables	186,336.00
Principal Payments	31,191.00	4a Commercial 192 26.56	192,207,800.00	Total	5,613,659.00
Interest Payments		4b Industrial 24 4.01	29,051,900.00	LIABILITIES, RESERVES, AND SURPLUS	
DEFERRED CHARGES	264,508.00	4c Apartments 42 8.51	51,552,600.00	Cash Liabilities	2,010,736.00
SCHOOL, COUNTY, SPECIAL DISTRICT TAXES	10,814,783.29	Total 3131	723,609,100.00	Reserves for Receivables	1,642,586.00
RESERVE FOR UNCOLLECTED TAXES	1,114,912.00	Land Area 2.00 Sq. Miles		Surplus Dec. 31, 1992	1,960,337.00
EXPENDITURES TOTAL	21,341,315.29	Net Valuation Taxable-Municipal	725,618,603	Total	5,613,659.00
		Net Valuation Taxable-County	735,971,810		
		State Equalized Valuation	756,161,775		
		State Equalization Ratio	95.95		

0251
 Population 1980 25,208
 Population 1990 24,152
 S & P Rating AA+
 Moody Rating AA

General Tax Rate Per \$100. 2.25
 State Equalized Tax Rate 2.24

RIDGEWOOD VILLAGE - BERGEN COUNTY
 Form of Government:
 Council-Manager Plan B (OMCL 50)
 Number of Members on Governing Body - 5

PER CAPITA:
 Gross Debt 959,55
 Net Debt 360,00
 Debt Service 143,84
 Total Tax Levy 2,424,54
 Municipal Expenditures 1,111,44

PER CENT:
 Gross Debt .85
 Net Debt .32
 Tax Levy Collected 97.97
 Tax Levy Cancelled, Abated or Adjusted .13

EXPENDITURES	REVENUES-REALIZED	1992 PROPERTY TAX	
GENERAL GOVERNMENT		STATE EQUALIZED TAX RATE	
Governing Body & Public Boards	25,982.00	Local District School Taxes	1.36
Municipal Clerk		Regional & Consolidated School Tax	
Financial Administration	273,482.00	School Taxes in Municipal Budget	
Assessment of Taxes	204,490.00	County Taxes	.27
Collection of Taxes	57,442.00	County Library Taxes	
Planning, Housing & Development	124,198.00	Local Municipal Purpose Taxes	.60
Human Resources	34,795.25	Veteran & Senior Citizen Taxes	
Elections	45,545.00	Total Taxes for Rate Computation	2.23
General Administration (other)	1,182,080.28	Special District Taxes	
JUDICIARY		Bank Corp. Taxes	
Municipal Courts	170,697.00	Added and Omitted Taxes	126,706.03
PUBLIC SAFETY		Total Taxes Levied - ABSTRACT	58,557,485.16
Fire Protection	2,691,987.00	Total Taxes Billed	58,802,815.47
Police Protection	3,111,292.00	1992 TAXES COLLECTED	57,609,690.25
Civil Defense & Disaster Control	122,177.00	1992 Taxes Cancelled, Abated or Adjusted	74,946.41
Environmental Inspection & Control	924,997.00	Transfer to Tax Title Liens or Foreclosed	312.75
Other Public Safety		Balance Outstanding Dec. 31, 1992	1,117,866.05
PUBLIC WORKS		PRIOR YEARS TAXES OUTSTANDING	
Streets and Drainage	1,544,786.72	Balance January 1, 1992	987,121.31
Sewers and Sewage Processing	655,086.00	Collected in 1992	900,850.44
Garbage and Trash Disposal	1,974,552.43	Cancelled, Abated or Adjusted 1992	
Public Buildings and Grounds	1,061,016.87	Transfers to Tax Title Liens or Foreclosed	
Other Public Works	2,000.00	Balance December 31, 1992	86,270.87
HEALTH and WELFARE		TAX TITLE LIENS OUTSTANDING	
Health Services Except Environmental	234,574.00	Balance January 1, 1992	1,993.73
Welfare-Public Assistance	9,881.00	Transfer From Taxes	312.75
Hospital, Clinics, First Aid		Redeemed in 1992	
Animal, Insect, & Rodent Control		Cancelled, Abated or Adjusted (1992)	
Other Welfare Services		Transfers to Foreclosed Property	
RECREATION and CONSERVATION		Balance December 31, 1992	2,306.48
Beaches and Boardwalks		PROPERTY ACQUIRED BY DEED OR FORECLOSURE	
Parks, Playgrounds, Shade Trees	572,361.00	Balance January 1, 1992	45,755.00
Land Reclamation & Conservation	191,530.53	Transfers From Taxes or Liens	
Other Recreational Services	400,236.00	Sale for Cash (1992)	
EDUCATION (excluding schools)		Cancelled, Abated or Adjusted (1992)	
Libraries	1,205,614.00	Balance December 31, 1992	45,755.00
Other Educational Services	5,925.00	CURRENT FINANCES DECEMBER 31, 1992	
STATUTORY EXPENDITURES		ASSETS	
Pensions & F. I. C. A.	1,281,327.32	Cash Dec. 31, 1992	14,280,742.28
Employee Fringe Benefits	1,559,354.28	Taxes Receivable	1,204,136.93
Other Statutory Expenditures	100.00	Tax Title Liens	2,306.48
CETA And Other Public Employment Programs		Foreclosed Property	45,755.00
MUNICIPAL FUNCTIONS TOTAL	19,672,499.68	Emergencies & Other Deferred Charges	162,600.00
CAPITAL IMPROVEMENTS *ME 40*	1,507,851.00	State and Federal Aid Receivable	
DEBT SERVICE		Other Receivables	104,475.01
Principal Payments	2,893,530.00	Total	15,800,015.70
Interest Payments	580,479.11	LIABILITIES, RESERVES, AND SURPLUS	
DEFERRED CHARGES	1,944,561.24	Cash Liabilities	6,301,345.57
SCHOOL, COUNTY, SPECIAL DISTRICT TAXES	42,753,232.66	Reserves for Receivables	1,261,454.67
RESERVE FOR UNCOLLECTED TAXES	1,752,419.86	Surplus Dec. 31, 1992	8,237,215.46
EXPENDITURES TOTAL	69,601,742.55	Total	15,800,015.70
		REVENUES-REALIZED	
		1992 Property Taxes Collected	57,609,690.25
		1992 Payments in Lieu of Taxes	71,787.00
		Delinquent Tax & Lien Collections	900,850.44
		Business Personality Replacement Taxes	256,345.76
		Taxes from Public Utilities	1,443,493.00
		Other Miscellaneous Tax Revenues	
		State Aid Revenues	1,306,364.37
		Federal Aid Revenues	
		State and Local Fiscal Assistance Act Utilized	
		Sale of Acquired Property	
		Other Miscellaneous Revenues	2,420,513.02
		Total	64,009,043.84
		Prior Years Surplus Appropriated	6,377,000.00
		REVENUES TOTAL	70,386,043.84
		Reserve For Uncollected Taxes	1,752,419.86
		CAPITAL OUTLAY TOTAL	6,789,010.95
		Public Enterprises	4,518,221.96
		Recreation-Culture	65.12
		Public Works	738,929.13
		Buildings and Grounds	1,531,794.74
		Library and Education	
		Conservation	
		All Other	
		CAPITAL DEBT AUTHORIZED, DECEMBER 31, 1992	
		ISSUED AND UNISSUED	GROSS DEBT
		School	
		Self-Liquidating	14,432,665
		Other	8,742,320
		Total	23,174,985
		NET DEBT	8,694,677
		ISSUED AND OUTSTANDING	
		School	
		Self-Liquidating	8,781,000.00
		Other	5,915,000.00
		Total	15,696,000.00
		EQUALIZED VALUATION BASIS FOR NET DEBT COMPUTATION	2,721,114,253
		REAL PROPERTY VALUATIONS	
		Code Class # of Parcels % VAL'N	ASSESSED VALUATION
		1 Vacant Land 151 .66	17,244,600.00
		2 Residential 7401 87.95	2,280,991,700.00
		3 Farm 2 .04	1,085,600.00
		4a Commercial 336 9.70	251,583,900.00
		4b Industrial	
		4c Apartments 27 1.55	42,668,200.00
		Total 7915	2,593,573,900.00
		Land Area 5.90 Sq. Miles	
		Net Valuation Taxable-Municipal	2,607,827,086
		Net Valuation Taxable-County	2,764,158,884
		State Equalized Valuation	2,618,243,045
		State Equalization Ratio	99.60

1611

Population 1980 12,625
 Population 1990 12,623
 S & P Rating
 Moody Rating

General Tax Rate Per \$100. 2.49
 State Equalized Tax Rate 2.69

RINGWOOD BOROUGH - PASSAIC COUNTY

Form of Government:

Council-Manager Plan E (OMCL 50)

Number of Members on Governing Body - 6

PER CAPITA:

Gross Debt 579.80
 Net Debt 459.74
 Debt Service 81.92
 Total Tax Levy 1,677.69
 Municipal Expenditures 693.71

PER CENT:

Gross Debt 9.90
 Net Debt 7.1
 Tax Levy Collected 96.71
 Tax Levy Cancelled, Abated or Adjusted

EXPENDITURES		REVENUES-REALIZED			1992 PROPERTY TAX		
GENERAL GOVERNMENT					STATE EQUALIZED TAX RATE		
Governing Body & Public Boards	38,993.00	1992 Property Taxes Collected	20,559,097.13	Local District School Taxes	1.05	8,276,272.00	
Municipal Clerk		1992 Payments in Lieu of Taxes		Regional & Consolidated School Tax	.45	3,583,634.90	
Financial Administration	94,300.00	Delinquent Tax & Lien Collections	481,965.14	School Taxes in Municipal Budget			
Assessment of Taxes	307,945.00	Business Personality Replacement Taxes	20,146.08	County Taxes	.51	3,989,199.44	
Collection of Taxes	54,567.00	Taxes from Public Utilities	1,397,995.74	County Library Taxes			
Planning, Housing & Development	148,558.00	Other Miscellaneous Tax Revenues		Local Municipal Purpose Taxes	.67	5,257,622.00	
Human Resources	66,104.00	State Aid Revenues	617,589.75	Veteran & Senior Citizen Taxes		65,900.00	
Elections	12,043.00	Federal Aid Revenues		Total Taxes for Rate Computation	2.68	21,172,628.34	
General Administration (other)	791,463.00	State and Local Fiscal Assistance Act Utilized		Special District Taxes			
JUDICIARY		Sale of Acquired Property		Bank Corp. Taxes			
Municipal Courts	71,248.00	Other Miscellaneous Revenues	530,741.25	Added and Omitted Taxes		70,740.27	
PUBLIC SAFETY		Total	23,607,535.09	Total Taxes Levied - ABSTRACT		21,177,468.61	
Fire Protection	133,413.00	Prior Years Surplus Appropriated	600,000.00	Total Taxes Billed		21,258,703.40	
Police Protection	1,505,217.00	REVENUES TOTAL	24,207,535.09	1992 TAXES COLLECTED		20,559,097.13	
Civil Defense & Disaster Control	14,760.00	RESERVE FOR UNCOLLECTED TAXES	713,196.00	1992 Taxes Cancelled, Abated or Adjusted			
Environmental Inspection & Control	84,934.00	CAPITAL OUTLAY TOTAL	738,934.73	Transfer to Tax Title Liens or Foreclosed		50,107.56	
Other Public Safety		Public Enterprises	94,268.48	Balance Outstanding Dec. 31, 1992		649,498.71	
PUBLIC WORKS		Recreation-Culture		PRIOR YEARS TAXES OUTSTANDING			
Streets and Drainage	690,475.00	Public Works	282,866.16	Balance January 1, 1992		500,844.63	
Sewers and Sewage Processing	1,583,846.00	Buildings and Grounds	361,800.09	Collected in 1992		432,895.60	
Garbage and Trash Disposal		Library and Education		Cancelled, Abated or Adjusted 1992		63,296.96	
Public Buildings and Grounds	24,760.00	Conservation		Transfers to Tax Title Liens or Foreclosed		4,649.83	
Other Public Works	50,000.00	All Other		Balance December 31, 1992		2.24	
HEALTH and WELFARE		CAPITAL DEBT AUTHORIZED, DECEMBER 31, 1992		TAX TITLE LIENS OUTSTANDING			
Health Services Except Environmental	184,874.00	ISSUED AND UNISSUED		Balance January 1, 1992		153,687.40	
Welfare-Public Assistance	12,222.00	SCHOOL	389,023	Transfer From Taxes		55,598.74	
Hospital, Clinics, First Aid		Self-Liquidating	1,483,450	Redeemed in 1992		49,069.54	
Animal, Insect, & Rodent Control		Other	5,446,295	Cancelled, Abated or Adjusted (1992)		7,489.64	
Other Welfare Services		Total	7,318,769	Transfers to Foreclosed Property		3,728.83	
RECREATION and CONSERVATION		ISSUED AND OUTSTANDING		Balance December 31, 1992		148,998.13	
Beaches and Boardwalks		SCHOOL	389,023.62	PROPERTY ACQUIRED BY DEED OR FORECLOSURE			
Parks, Playgrounds, Shade Trees	111,055.00	Self-Liquidating	1,476,950.00	Balance January 1, 1992		240,071.17	
Land Reclamation & Conservation	2,410.00	Other	4,765,715.00	Transfers From Taxes or Liens		3,728.83	
Other Recreational Services	49,816.00	Total	6,631,688.62	Sale for Cash (1992)			
EDUCATION (excluding schools)		EQUALIZED VALUATION BASIS		Cancelled, Abated or Adjusted (1992)			
Libraries	183,625.00	FOR NET DEBT COMPUTATION	812,343,670	Balance December 31, 1992		243,800.00	
Other Educational Services		REAL PROPERTY VALUATIONS		CURRENT FINANCES DECEMBER 31, 1992			
STATUTORY EXPENDITURES		Code	Class	# of Parcels	% VAL'N	ASSESSED VALUATION	
Pensions & F. L. C. A.	144,756.96	1	Vacant Land	430	6.93	58,757,500.00	
Employee Fringe Benefits	501,176.00	2	Residential	4087	88.11	747,081,900.00	
Other Statutory Expenditures		3	Farm	27	.25	2,097,600.00	
CETA And Other Public Employment Programs		4a	Commercial	57	3.33	28,617,100.00	
MUNICIPAL FUNCTIONS TOTAL	6,862,557.96	4b	Industrial	15	1.33	11,314,200.00	
CAPITAL IMPROVEMENTS *MEMO*	15,000.00	4c	Apartment				
DEBT SERVICE		total	4615			847,869,300.00	
Principal Payments	620,000.00	Land Area	27.50	Sq. Miles			
Interest Payments	412,800.05	Net Valuation Taxable-Municipal				850,922,214	
DEFERRED CHARGES	148,200.00	Net Valuation Taxable-County				821,599,320	
SCHOOL, COUNTY, SPECIAL DISTRICT TAXES	15,849,106.34	State Equalized Valuation				788,699,114	
RESERVE FOR UNCOLLECTED TAXES	713,196.00	State Equalization Ratio				107.92	
EXPENDITURES TOTAL	24,605,860.35						
						ASSETS	
						Cash Dec. 31, 1992	2,827,966.46
						Taxes Receivable	649,500.95
						Tax Title Liens	148,998.13
						Foreclosed Property	243,800.00
						Emergencies & Other Deferred Charges	157,971.05
						State and Federal Aid Receivable	
						Other Receivables	228,041.40
						Total	4,256,277.99
						LIABILITIES, RESERVES, AND SURPLUS	
						Cash Liabilities	1,814,602.54
						Reserves for Receivables	1,270,340.43
						Surplus Dec. 31, 1992	1,171,334.97
						Total	4,256,277.99

0252

Population 1980 11,111
 Population 1990 10,603
 S & P Rating
 Moody Rating A1

General Tax Rate Per \$100. 2.11
 State Equalized Tax Rate 2.17

RIVER EDGE BOROUGH - BERGEN COUNTY

Form of Government:

Borough Council

Number of Members on Governing Body - 6

PER CAPITA:

Gross Debt 783.93
 Net Debt 549.74
 Debt Service 58.33
 Total Tax Levy 1,645.25
 Municipal Expenditures 842.99

PER CENT:

Gross Debt 1.02
 Net Debt .71
 Tax Levy Collected 98.21
 Tax Levy Cancelled, Abated or Adjusted .22

EXPENDITURES		REVENUES-REALIZED		1992 PROPERTY TAX	
GENERAL GOVERNMENT		1992 Property Taxes Collected 17,165,895.71		STATE EQUALIZED TAX RATE	
Governing Body & Public Boards		1992 Payments in Lieu of Taxes		Local District School Taxes .56	4,503,654.92
Municipal Clerk		Delinquent Tax & Lien Collections 307,566.64		Regional & Consolidated School Tax .65	5,203,987.37
Financial Administration 116,438.00		Business Personalty Replacement Taxes 82,811.48		School Taxes in Municipal Budget	
Assessment of Taxes 28,577.00		Taxes from Public Utilities 771,370.00		County Taxes .27	2,176,623.03
Collection of Taxes 36,534.00		Other Miscellaneous Tax Revenues		County Library Taxes	
Planning, Housing & Development 12,027.00		State Aid Revenues 611,139.24		Local Municipal Purpose Taxes .69	5,532,827.00
Human Resources 79,859.00		Federal Aid Revenues		Veteran & Senior Citizen Taxes	100,950.00
Elections		State and Local Fiscal Assistance Act Utilized		Total Taxes for Rate Computation 2.17	17,518,042.32
General Administration (other) 660,247.00		Sale of Acquired Property		Special District Taxes	
JUDICIARY		Other Miscellaneous Revenues 717,399.55		Bank Corp. Taxes	
Municipal Courts 82,579.00		Total 19,656,182.62		Added and Omitted Taxes 27,512.20	
PUBLIC SAFETY		Prior Years Surplus Appropriated 1,327,000.00		Total Taxes Levied - ABSTRACT 17,444,604.52	
Fire Protection 184,376.40		REVENUES TOTAL 20,983,182.62		Total Taxes Billed 17,478,892.65	
Police Protection 1,674,888.40		Reserve For Uncollected Taxes 823,312.82		1992 TAXES COLLECTED 17,165,895.71	
Civil Defense & Disaster Control 10,298.00		CAPITAL OUTLAY TOTAL 637,369.18		1992 Taxes Cancelled, Abated or Adjusted 37,979.14	
Environmental Inspection & Control 72,402.00		Public Enterprises		Transfer to Tax Title Liens or Foreclosed 5,713.88	
Other Public Safety		Recreation-Culture		Balance Outstanding Dec. 31, 1992 269,303.92	
PUBLIC WORKS		Public Works 249,973.01		PRIOR YEARS TAXES OUTSTANDING	
Streets and Drainage 75,000.00		Buildings and Grounds 337,396.17		Balance January 1, 1992 302,205.50	
Sewers and Sewage Processing 723,883.00		Library and Education		Collected in 1992 294,821.30	
Garbage and Trash Disposal 1,090,800.00		Conservation		Cancelled, Abated or Adjusted 1992 1,832.80	
Public Buildings and Grounds 96,399.46		All Other		Transfers to Tax Title Liens or Foreclosed 5,551.40	
Other Public Works 609,697.23				Balance December 31, 1992	
HEALTH and WELFARE				TAX TITLE LIENS OUTSTANDING	
Health Services Except Environmental 88,501.60				Balance January 1, 1992 18,034.34	
Welfare-Public Assistance 5,847.00				Transfer From Taxes 12,608.58	
Hospital, Clinics, First Aid				Redeemed in 1992 18,034.34	
Animal, Insect, & Rodent Control 12,300.00				Cancelled, Abated or Adjusted (1992)	
Other Welfare Services				Transfers to Foreclosed Property	
RECREATION and CONSERVATION				Balance December 31, 1992 12,608.58	
Beaches and Boardwalks				PROPERTY ACQUIRED BY DEED OR FORECLOSURE	
Parks, Playgrounds, Shade Trees 17,801.22				Balance January 1, 1992	
Land Reclamation & Conservation 211,171.55				Transfers From Taxes or Liens	
Other Recreational Services 63,450.00				Sale for Cash (1992)	
EDUCATION (excluding schools)				Cancelled, Abated or Adjusted (1992)	
Libraries 328,311.00				Balance December 31, 1992	
Other Educational Services				CURRENT FINANCES DECEMBER 31, 1992	
STATUTORY EXPENDITURES				ASSETS	
Pensions & F. I. C. A. 367,635.64				Cash Dec. 31, 1992 6,811,587.23	
Employee Fringe Benefits 332,000.00				Taxes Receivable 269,303.92	
Other Statutory Expenditures 250.00				Tax Title Liens 12,608.58	
CETA And Other Public Employment Programs				Foreclosed Property	
MUNICIPAL FUNCTIONS TOTAL 6,981,273.50				Emergencies & Other Deferred Charges 13,000.00	
CAPITAL IMPROVEMENTS *MEMO* 80,000.00				State and Federal Aid Receivable 8,256.17	
DEBT SERVICE				Other Receivables	
Principal Payments 350,000.00				Total 7,114,755.90	
Interest Payments 268,437.50				LIABILITIES, RESERVES, AND SURPLUS	
DEFERRED CHARGES 515,186.59				Cash Liabilities 1,209,532.23	
SCHOOL, COUNTY, SPECIAL DISTRICT TAXES 11,884,265.32				Reserves for Receivables 281,912.50	
RESERVE FOR UNCOLLECTED TAXES 823,312.82				Surplus Dec. 31, 1992 5,623,311.17	
EXPENDITURES TOTAL 20,822,475.73				Total 7,114,755.90	
		EQUALIZED VALUATION BASIS FOR NET DEBT COMPUTATION 816,181,155			
		REAL PROPERTY VALUATIONS			
		Code Class # of Parcels % VAL'N		ASSESSED VALUATION	
		1 Vacant Land 97 .56		4,572,800.00	
		2 Residential 3169 83.28		677,575,700.00	
		3 Farm			
		4a Commercial 127 10.50		85,448,660.00	
		4b Industrial 6 .52		4,229,100.00	
		4c Apartments 16 5.13		41,745,500.00	
		Total 3415		813,571,760.00	
		Land Area 1.90 Sq. Miles			
		Net Valuation Taxable-Municipal 827,079,642			
		Net Valuation Taxable-County 838,848,903			
		State Equalized Valuation 805,767,849			
		State Equalization Ratio 102.69			

0253
 Population 1980 9,489
 Population 1990 9,410
 S & P Rating
 Moody Rating A1

General Tax Rate Per \$100. 3.19
 State Equalized Tax Rate 2.06

RIVER VALE TOWNSHIP - BERGEN COUNTY
 Form of Government:
 Mayor-Council Plan E (OMCL 50)
 Number of Members on Governing Body - 5

PER CAPITA:
 Gross Debt 288.90
 Net Debt 286.50
 Debt Service 88.99
 Total Tax Levy 1,967.65
 Municipal Expenditures 643.43

PER CENT:
 Gross Debt .33
 Net Debt .30
 Tax Levy Collected 97.63
 Tax Levy Cancelled, Abated or Adjusted 1.26

EXPENDITURES		REVENUES-REALIZED		1992 PROPERTY TAX	
GENERAL GOVERNMENT		REVENUES-REALIZED		STATE EQUALIZED TAX RATE	
Governing Body & Public Boards	7,800.00	1992 Property Taxes Collected	18,111,026.58	Local District School Taxes	.89 7,965,759.00
Municipal Clerk	66,484.00	1992 Payments in Lieu of Taxes		Regional & Consolidated School Tax	.44 3,899,029.53
Financial Administration	271,451.00	Delinquent Tax & Lien Collections	224,269.99	School Taxes in Municipal Budget	
Assessment of Taxes	26,911.00	Business Personalty Replacement Taxes	62,066.88	County Taxes	.27 2,379,640.55
Collection of Taxes		Taxes from Public Utilities	618,838.36	County Library Taxes	
Planning, Housing & Development	4,580.00	Other Miscellaneous Tax Revenues		Local Municipal Purpose Taxes	.47 4,196,090.13
Human Resources	115,001.00	State Aid Revenues	584,226.32	Veteran & Senior Citizen Taxes	
Elections		Federal Aid Revenues		Total Taxes for Rate Computation	2.07 18,503,769.21
General Administration (other)	259,714.00	State and Local Fiscal Assistance Act Utilized		Special District Taxes	
JUDICIARY		Sale of Acquired Property		Bank Corp. Taxes	
Municipal Courts	28,632.01	Other Miscellaneous Revenues	468,913.25	Added and Omitted Taxes	
PUBLIC SAFETY		Total	20,069,341.38	Total Taxes Levied - ABSTRACT	18,515,627.06
Fire Protection	220,900.00	Prior Years Surplus Appropriated	340,000.00	Total Taxes Billed	18,551,282.22
Police Protection	1,270,251.66	REVENUES	TOTAL 20,409,341.38	1992 TAXES COLLECTED	18,111,026.58
Civil Defense & Disaster Control		Reserve For Uncollected Taxes	461,363.69	1992 Taxes Cancelled, Abated or Adjusted	233,156.13
Environmental Inspection & Control	62,457.00	CAPITAL OUTLAY	TOTAL 282,866.40	Transfer to Tax Title Liens or Foreclosed	25.52
Other Public Safety		Public Enterprises		Balance Outstanding Dec. 31, 1992	207,073.99
PUBLIC WORKS		Recreation-Culture		PRIOR YEARS TAXES OUTSTANDING	
Streets and Drainage	221,600.00	Public Works	52,448.52	Balance January 1, 1992	256,168.62
Sewers and Sewage Processing	607,399.99	Buildings and Grounds	230,417.88	Collected in 1992	224,269.99
Garbage and Trash Disposal		Library and Education		Cancelled, Abated or Adjusted 1992	
Public Buildings and Grounds	102,100.00	Conservation		Transfers to Tax Title Liens or Foreclosed	
Other Public Works	515,819.00	All Other		Balance December 31, 1992	31,898.63
HEALTH and WELFARE		CAPITAL DEBT AUTHORIZED, DECEMBER 31, 1992		TAX TITLE LIENS OUTSTANDING	
Health Services Except Environmental	47,692.00	ISSUED AND UNISSUED		Balance January 1, 1992	271.55
Welfare-Public Assistance	5,540.00	School	22,596	Transfer From Taxes	25.52
Hospital, Clinics, First Aid		Self-Liquidating		Redeemed in 1992	
Animal, Insect, & Rodent Control	96.00	Other	2,695,949	Cancelled, Abated or Adjusted (1992)	
Other Welfare Services		Total	2,718,545	Transfers to Foreclosed Property	
RECREATION and CONSERVATION		ISSUED AND OUTSTANDING		Balance December 31, 1992	297.07
Beaches and Boardwalks		School	22,596.59	PROPERTY ACQUIRED BY DEED OR FORECLOSURE	
Parks, Playgrounds, Shade Trees		Self-Liquidating		Balance January 1, 1992	299,300.00
Land Reclamation & Conservation	130,801.70	Other	2,466,600.00	Transfers From Taxes or Liens	
Other Recreational Services	45,750.00	Total	2,489,196.59	Sale for Cash (1992)	
EDUCATION (excluding schools)		EQUALIZED VALUATION BASIS		Cancelled, Abated or Adjusted (1992)	
Libraries	314,803.00	FOR NET DEBT COMPUTATION	913,477.009	Balance December 31, 1992	299,300.00
Other Educational Services		REAL PROPERTY VALUATIONS		CURRENT FINANCES DECEMBER 31, 1992	
STATUTORY EXPENDITURES		Code Class # of Parcels % VAL'N		ASSETS	
Pensions & F. L. C. A.	165,100.00	1 Vacant Land 100 .89	5,147,700.00	Cash Dec. 31, 1992	2,077,539.08
Employee Fringe Benefits	251,900.00	2 Residential 3086 91.86	531,492,576.00	Taxes Receivable	238,972.62
Other Statutory Expenditures		3 Farm 1 .06	365,000.00	Tax Title Liens	297.07
CETA And Other Public Employment Programs		4a Commercial 48 6.32	36,550,200.00	Foreclosed Property	299,300.00
MUNICIPAL FUNCTIONS		4b Industrial 1 .12	673,640.00	Emergencies & Other Deferred Charges	16,414.00
CAPITAL IMPROVEMENTS	*MEMO*	4c Apartments 3 .75	4,353,900.00	State and Federal Aid Receivable	166,216.75
DEBT SERVICE		Total	578,583,016.00	Other Receivables	122,191.29
Principal Payments	693,993.00	Land Area 4.20 Sq. Miles		Total	2,920,930.81
Interest Payments	143,405.38	Net Valuation Taxable-Municipal	579,190,419	LIABILITIES, RESERVES, AND SURPLUS	
DEFERRED CHARGES		Net Valuation Taxable-County	921,574,246	Cash Liabilities	1,588,410.11
SCHOOL, COUNTY, SPECIAL DISTRICT TAXES	14,244,429.08	State Equalized Valuation	894,862,451	Reserves for Receivables	660,760.98
RESERVE FOR UNCOLLECTED TAXES	461,363.69	State Equalization Ratio	64.70	Surplus Dec. 31, 1992	671,759.72
EXPENDITURES	TOTAL			Total	2,920,930.81

1433

Population 1980 2,530
 Population 1990 2,370
 S & P Rating
 Moody Rating

General Tax Rate Per \$100 1.81
 State Equalized Tax Rate 1.89

RIVERDALE BOROUGH - MORRIS COUNTY
 Form of Government:
Borough Council
 Number of Members on Governing Body - 6

PER CAPITA:
 Gross Debt 322.53
 Net Debt 160.08
 Debt Service 80.61
 Total Tax Levy 2,040.18
 Municipal Expenditures 1,034.76

PER CENT:
 Gross Debt .30
 Net Debt .15
 Tax Levy Collected 94.30
 Tax Levy Cancelled, Abated or Adjusted 1.48

EXPENDITURES		REVENUES-REALIZED		1992 PROPERTY TAX		
GENERAL GOVERNMENT		1992 Property Taxes Collected 4,583,289.39		STATE EQUALIZED TAX RATE		
Governing Body & Public Boards		1992 Payments in Lieu of Taxes		Local District School Taxes	2,470,019.50	
Municipal Clerk		Delinquent Tax & Lien Collections	112,669.52	Regional & Consolidated School Tax		
Financial Administration	27,000.00	Business Personality Replacement Taxes	78,424.96	School Taxes in Municipal Budget		
Assessment of Taxes	19,961.72	Taxes from Public Utilities	330,607.00	County Taxes	816,498.29	
Collection of Taxes	32,724.46	Other Miscellaneous Tax Revenues		County Library Taxes		
Planning, Housing & Development	16,270.00	State Aid Revenues	83,903.73	Local Municipal Purpose Taxes	1,539,590.43	
Human Resources	4,219.00	Federal Aid Revenues		Veteran & Senior Citizen Taxes	24,350.00	
Elections		State and Local Fiscal Assistance Act Utilized		Total Taxes for Rate Computation	1.88 4,850,458.22	
General Administration (other)	275,577.43	Sale of Acquired Property		Special District Taxes		
JUDICIARY		Other Miscellaneous Revenues	242,457.49	Bank Corp. Taxes		
Municipal Courts	44,843.00	Total	5,431,352.09	Added and Omitted Taxes	9,122.11	
PUBLIC SAFETY		Prior Years Surplus Appropriated	250,000.00	Total Taxes Levied - ABSTRACT	4,835,230.33	
Fire Protection	50,201.60	REVENUES TOTAL	5,681,352.09	Total Taxes Billed	4,860,246.10	
Police Protection	657,919.00	Reserve For Uncollected Taxes	338,771.33	1992 TAXES COLLECTED	4,583,289.39	
Civil Defense & Disaster Control	2,950.00	CAPITAL OUTLAY TOTAL	112,073.94	1992 Taxes Cancelled, Abated or Adjusted	71,922.00	
Environmental Inspection & Control	31,796.00	Public Enterprises	28,340.00	Transfer to Tax Title Liens or Foreclosed	14,078.18	
Other Public Safety		Recreation-Culture		Balance Outstanding Dec. 31, 1992	190,956.53	
PUBLIC WORKS		Public Works	83,733.94	PRIOR YEARS TAXES OUTSTANDING		
Streets and Drainage	110,527.41	Buildings and Grounds		Balance January 1, 1992	141,241.20	
Sewers and Sewage Processing		Library and Education		Collected in 1992	112,669.52	
Garbage and Trash Disposal	289,818.48	Conservation		Cancelled, Abated or Adjusted 1992	24,185.92	
Public Buildings and Grounds	17,436.36	All Other		Transfers to Tax Title Liens or Foreclosed	4,385.76	
Other Public Works	14,500.00	CAPITAL DEBT AUTHORIZED, DECEMBER 31, 1992		Balance December 31, 1992		
HEALTH and WELFARE		ISSUED AND UNISSUED	GROSS DEBT	NET DEBT		
Health Services Except Environmental	40,846.59	School	385,000		21,912.71	
Welfare-Public Assistance	12,000.00	Self-Liquidating	28,500	28,500	18,894.16	
Hospital, Clinics, First Aid		Other	350,900	350,899		
Animal, Insect, & Rodent Control		Total	764,400	379,399		
Other Welfare Services		ISSUED AND OUTSTANDING		PROPERTY ACQUIRED BY DEED OR FORECLOSURE		
RECREATION and CONSERVATION		School	385,000.00	Balance January 1, 1992		
Beaches and Boardwalks		Self-Liquidating	28,500.00	Transfers From Taxes or Liens		
Parks, Playgrounds, Shade Trees	8,070.00	Other	150,900.00	Sale for Cash (1992)		
Land Reclamation & Conservation	1,034.62	Total	564,400.00	Cancelled, Abated or Adjusted (1992)		
Other Recreational Services	3,416.68	EQUALIZED VALUATION BASIS FOR NET DEBT COMPUTATION		Balance December 31, 1992	40,806.87	
EDUCATION (excluding schools)		REAL PROPERTY VALUATIONS		CURRENT FINANCES DECEMBER 31, 1992		
Libraries	15,450.00	Code	Class	# of Parcels	% VAL'N	ASSESSED VALUATION
Other Educational Services		1	Vacant Land	125	9.62	24,675,900.00
STATUTORY EXPENDITURES		2	Residential	736	50.10	128,456,200.00
Pensions & F. L. C. A.	74,500.00	3	Form			68,219,300.00
Employee Fringe Benefits	117,336.48	4a	Commercial	98	26.60	34,773,700.00
Other Statutory Expenditures		4b	Industrial	29	13.56	296,600.00
CETA And Other Public Employment Programs		4c	Apartments	1	.12	256,421,700.00
MUNICIPAL FUNCTIONS TOTAL		Total	938			
CAPITAL IMPROVEMENTS *MEMO*		Land Area	1.87	Sq. Miles		
DEBT SERVICE		Net Valuation Taxable-Municipal				268,017,900
Principal Payments	178,066.00	Net Valuation Taxable-County				279,923,325
Interest Payments	12,969.20	State Equalized Valuation				257,446,343
DEFERRED CHARGES		State Equalization Ratio				104.30
SCHOOL, COUNTY, SPECIAL DISTRICT TAXES	3,286,517.79	LIABILITIES, RESERVES, AND SURPLUS		ASSETS		
RESERVE FOR UNCOLLECTED TAXES	338,771.33	Cash Dec. 31, 1992				613,765.53
EXPENDITURES TOTAL	5,738,896.91	Taxes Receivable				190,956.53
		Tox Title Liens				40,806.87
		Foreclosed Property				
		Emergencies & Other Deferred Charges				65,000.00
		State and Federal Aid Receivable				
		Other Receivables				57,242.77
		Total				967,771.70
		Cash Liabilities				215,979.97
		Reserves for Receivables				266,942.24
		Surplus Dec. 31, 1992				484,849.49
		Total				967,771.70

0330
 Population 1980 7,941
 Population 1990 7,974
 S & P Rating
 Moody Rating AAA

General Tax Rate Per \$100. 2.09
 State Equalized Tax Rate 2.02

RIVERSIDE TOWNSHIP - BURLINGTON CO.
 Form of Government:
Township Committee
 Number of Members on Governing Body - 5

PER CAPITA:
 Gross Debt 634.68
 Net Debt 622.49
 Debt Service 45.47
 Total Tax Levy 730.49
 Municipal Expenditures 383.55

PER CENT:
 Gross Debt 1.37
 Net Debt 1.83
 Tax Levy Collected 95.06
 Tax Levy Cancelled, Abated or Adjusted .34

EXPENDITURES	REVENUES-REALIZED	1992 PROPERTY TAX		
GENERAL GOVERNMENT		STATE EQUALIZED TAX RATE		
Governing Body & Public Boards		Local District School Taxes	1.12	3,070,273.00
Municipal Clerk		Regional & Consolidated School Tax		
Financial Administration	63,786.00	School Taxes in Municipal Budget		
Assessment of Taxes	14,562.00	County Taxes	.57	1,581,286.59
Collection of Taxes	31,839.00	County Library Taxes	.04	97,293.06
Planning, Housing & Development	9,536.00	Local Municipal Purpose Taxes	.30	822,077.00
Human Resources	68,101.25	Veteran & Senior Citizen Taxes		135,000.00
Elections		Total Taxes for Rate Computation	2.03	5,705,929.65
General Administration (other)	283,338.00	Special District Taxes		238,500.00
JUDICIARY		Bank Corp. Taxes		
Municipal Courts	64,617.00	Added and Omitted Taxes		15,483.92
PUBLIC SAFETY		Total Taxes Levied - ABSTRACT		5,824,913.57
Fire Protection	1,000.00	Total Taxes Billed		5,824,913.57
Police Protection	684,838.52	1992 TAXES COLLECTED		5,537,289.17
Civil Defense & Disaster Control	100.00	1992 Taxes Cancelled, Abated or Adjusted		19,630.88
Environmental Inspection & Control	40,571.00	Transfer to Tax Title Liens or Foreclosed		
Other Public Safety		Balance Outstanding Dec. 31, 1992		267,993.52
PUBLIC WORKS		PRIOR YEARS TAXES OUTSTANDING		
Streets and Drainage	260,430.00	Balance January 1, 1992		353,067.39
Sewers and Sewage Processing		Collected in 1992		248,566.90
Garbage and Trash Disposal	373,750.00	Cancelled, Abated or Adjusted 1992		
Public Buildings and Grounds	40,000.00	Transfers to Tax Title Liens or Foreclosed		
Other Public Works		Balance December 31, 1992		104,500.49
HEALTH and WELFARE		TAX TITLE LIENS OUTSTANDING		
Health Services Except Environmental	4,145.00	Balance January 1, 1992		17,643.99
Welfare-Public Assistance	9,314.00	Transfer From Taxes		
Hospital, Clinics, First Aid		Redeemed in 1992		13,223.91
Animal, Insect, & Rodent Control	6,000.00	Cancelled, Abated or Adjusted (1992)		
Other Welfare Services		Transfers to Foreclosed Property		
RECREATION and CONSERVATION		Balance December 31, 1992		4,420.08
Beaches and Boardwalks		PROPERTY ACQUIRED BY DEED OR		
Parks, Playgrounds, Shade Trees	14,737.00	FORECLOSURE		
Land Reclamation & Conservation	2,246.49	Balance January 1, 1992		12,630.00
Other Recreational Services	5,150.00	Transfers From Taxes or Liens		
EDUCATION (excluding schools)		Sale for Cash (1992)		
Libraries	15,000.00	Cancelled, Abated or Adjusted (1992)		
Other Educational Services		Balance December 31, 1992		12,630.00
STATUTORY EXPENDITURES		CURRENT FINANCES DECEMBER 31, 1992		
Pensions & F. L. C. A.	115,980.00	ASSETS		
Employee Fringe Benefits	230,200.00	Cash Dec. 31, 1992		1,509,491.22
Other Statutory Expenditures	8,000.00	Taxes Receivable		372,494.01
CETA And Other Public Employment Programs		Tax Title Liens		4,420.08
MUNICIPAL FUNCTIONS TOTAL	2,347,341.26	Foreclosed Property		12,630.00
CAPITAL IMPROVEMENTS *ME#0*	15,000.00	Emergencies & Other Deferred Charges		32,240.00
DEBT SERVICE		State and Federal Aid Receivable		19,457.83
Principal Payments	130,500.89	Other Receivables		9,632.25
Interest Payments	232,065.20	Total		1,960,365.39
DEFERRED CHARGES	16,120.00	LIABILITIES, RESERVES, AND SURPLUS		
SCHOOL, COUNTY, SPECIAL DISTRICT TAXES	4,987,352.65	Cash Liabilities		659,293.83
RESERVE FOR UNCOLLECTED TAXES	332,405.79	Reserves for Receivables		418,634.17
EXPENDITURES TOTAL	8,045,735.79	Surplus Dec. 31, 1992		82,437.39
		Total		1,960,365.39

0331
 Population 1980 3,068
 Population 1990 2,775
 S & P Rating
 Moody Rating 3AA1

General Tax Rate Per \$100. 2.68
 State Equalized Tax Rate 2.48

RIVERTON BOROUGH - BURLINGTON CO.

Form of Government:
Borough Council
 Number of Members on Governing Body - 6

PER CAPITA:
 Gross Debt 545.59
 Net Debt 543.06
 Debt Service 99.68
 Total Tax Levy 1,271.90
 Municipal Expenditures 634.59

PER CENT:
 Gross Debt 1.09
 Net Debt 1.07
 Tax Levy Collected 97.60
 Tax Levy Cancelled, Abated or Adjusted .32

EXPENDITURES		REVENUES-REALIZED		1992 PROPERTY TAX	
GENERAL GOVERNMENT		REVENUES-REALIZED		STATE EQUALIZED TAX RATE	
Governing Body & Public Boards	1,178.84	1992 Property Taxes Collected	3,444,511.09	Local District Schaal Taxes	1.35 1,916,711.00
Municipal Clerk		1992 Payments in Lieu of Taxes	4,430.80	Regional & Consalidated School Tax	
Financial Administration	37,745.00	Delinquent Tax & Lien Collections	79,783.21	Schaal Taxes in Municipal Budget	
Assessment of Taxes	5,200.00	Business Personalty Replacement Taxes	15,291.92	County Taxes	.54 771,984.27
Collection of Taxes	11,400.00	Taxes from Public Utilities	153,456.00	County Library Taxes	.03 47,179.58
Planning, Hausing & Development	6,500.00	Other Miscellaneous Tax Revenues		Local Municipal Purpose Taxes	.56 792,142.04
Human Resources	11,882.00	State Aid Revenues	156,853.32	Veteran & Senior Citizen Taxes	25,650.00
Elections		Federal Aid Revenues		Total Taxes for Rate Computation	2.48 3,553,666.89
General Administration (other)	175,075.00	State and Local Fiscal Assistance Act Utilized		Special District Taxes	
JUDICIARY		Sale of Acquired Property		Bank Corp. Taxes	
Municipal Courts	21,000.00	Other Miscellaneous Revenues	275,755.38	Added and Omitted Taxes	1,216.97
PUBLIC SAFETY				Total Taxes Levied - ABSTRACT	3,529,233.86
Fire Protection	54,078.20	Prior Years Surplus Appropriated	334,400.00	Total Taxes Billed	3,529,375.88
Police Protection	301,009.92	REVENUES TOTAL	6,464,481.72	1992 TAXES COLLECTED	3,444,511.09
Civil Defense & Disaster Control	1,000.00	Reserve For Uncollected Taxes	142,380.76	1992 Taxes Cancelled, Abated or Adjusted	11,369.52
Environmental Inspection & Control	26,845.47	CAPITAL OUTLAY TOTAL	30,738.70	Transfer to Tax Title Liens or Foreclosed	
Other Public Safety		Public Enterprises		Balance Outstanding Dec. 31, 1992	73,495.27
PUBLIC WORKS		Recreation-Culture		PRIOR YEARS TAXES OUTSTANDING	
Streets and Drainage	122,700.00	Public Works	3,170.00	Balance January 1, 1992	81,685.01
Sewers and Sewage Processing	179,000.00	Buildings and Grounds	27,563.70	Collected in 1992	79,783.21
Garbage and Trash Disposal	203,154.53	Library and Education		Cancelled, Abated or Adjusted 1992	724.55
Public Buildings and Grounds	2,000.00	Conservation		Transfers to Tax Title Liens or Foreclosed	
Other Public Works	11,000.00	All Other		Balance December 31, 1992	1,177.25
HEALTH and WELFARE		CAPITAL DEBT AUTHORIZED, DECEMBER 31, 1992		TAX TITLE LIENS OUTSTANDING	
Health Services Except Environmental	2,215.00	ISSUED AND UNISSUED		Balance January 1, 1992	
Welfare-Public Assistance	2,650.00	School	7,000	Transfer From Taxes	
Hospital, Clinics, First Aid		Self-Liquidating		Redeemed in 1992	
Animal, Insect, & Radent Control		Other	1,507,000	Cancelled, Abated or Adjusted (1992)	
Other Welfare Services		Total	1,514,000	Transfers to Foreclosed Property	
RECREATION and CONSERVATION		ISSUED AND OUTSTANDING		Balance December 31, 1992	
Beaches and Boardwalks		School	7,000.00	PROPERTY ACQUIRED BY DEED OR	
Parks, Playgrounds, Shade Trees	37,367.00	Self-Liquidating		FORECLOSURE	
Land Reclamation & Conservation	5,135.81	Other		Balance January 1, 1992	
Other Recreational Services	13,960.00	Total	1,514,000.00	Transfers From Taxes or Liens	
EDUCATION (excluding schools)		EQUALIZED VALUATION BASIS		Sale for Cash (1992)	
Libraries	7,000.00	FOR NET DEBT COMPUTATION	140,449,657	Cancelled, Abated or Adjusted (1992)	
Other Educational Services		REAL PROPERTY VALUATIONS		Balance December 31, 1992	
STATUTORY EXPENDITURES		Code Class # of Parcels % VAL'N		CURRENT FINANCES DECEMBER 31, 1992	
Pensions & F. L. C. A.	50,890.08	1 Vacant Land 32 1.08	1,418,600.00	ASSETS	
Employee Fringe Benefits	53,000.00	2 Residential 874 89.49	117,062,100.00	Cash Dec. 31, 1992	1,313,975.74
Other Statutory Expenditures		3 Farm		Taxes Receivable	74,672.52
CETA And Other Public Employment Programs		4a Commercial 47 6.14	8,036,000.00	Tax Title Liens	
MUNICIPAL FUNCTIONS TOTAL	1,341,987.35	4b Industrial 1 .82	1,071,500.00	Foreclosed Property	
CAPITAL IMPROVEMENTS *MEMO*	18,000.00	4c Apartments 11 2.46	3,216,100.00	Emergencies & Other Deferred Charges	
DEBT SERVICE		Total 965	130,804,300.00	State and Federal Aid Receivable	4,568.00
Principal Payments	165,000.00	Land Area .70 Sq. Miles		Other Receivables	38,816.00
Interest Payments	111,605.00	Net Valuation Taxable-Municipal	131,304,744	Total	1,432,032.26
DEFERRED CHARGES		Net Valuation Taxable-County	140,920,493	LIABILITIES, RESERVES, AND SURPLUS	
SCHOOL, COUNTY, SPECIAL DISTRICT TAXES	2,735,374.85	State Equalized Valuation	141,849,374	Cash Liabilities	472,453.73
RESERVE FOR UNCOLLECTED TAXES	142,380.76	State Equalization Ratio	92.54	Reserves for Receivables	113,488.52
EXPENDITURES TOTAL	4,495,849.46			Surplus Dec. 31, 1992	846,090.01
				Total	1,432,032.26

0254
 Population 1980 5,603
 Population 1990 5,587
 S & P Rating
 Moody Rating

General Tax Rate Per \$100. 2.23
 State Equalized Tax Rate 1.70

ROCHELLE PARK TOWNSHIP - BERGEN CO.

Form of Government:

Township Committee

Number of Members on Governing Body - 5

PER CAPITA:
 Gross Debt 189.22
 Net Debt 189.22
 Debt Service 30.18
 Total Tax Levy 1,680.00
 Municipal Expenditures 938.94

PER CENT:
 Gross Debt .20
 Net Debt .20
 Tax Levy Collected 97.39
 Tax Levy Cancelled, Abated or Adjusted

EXPENDITURES		REVENUES-REALIZED			1992 PROPERTY TAX	
GENERAL GOVERNMENT		CAPITAL OUTLAY			STATE EQUALIZED TAX RATE	
Governing Body & Public Boards		Public Enterprises		Local District School Taxes	76	4,204,177.00
Municipal Clerk	63,300.00	Recreation—Culture		Regional & Consolidated School Tax		
Financial Administration	101,650.00	Public Works	132,902.19	School Taxes in Municipal Budget		
Assessment of Taxes	8,700.00	Buildings and Grounds	547,830.77	County Taxes	28	1,524,187.92
Collection of Taxes	39,000.00	Library and Education		County Library Taxes		
Planning, Housing & Development	59,500.00	Conservation		Local Municipal Purpose Taxes	66	3,636,823.00
Human Resources	95,972.00	All Other		Veteran & Senior Citizen Taxes		89,050.00
Elections				Total Taxes for Rate Computation	1.70	9,454,237.92
General Administration (other)	542,131.48	TOTAL			Special District Taxes	
JUDICIARY		680,732.96			Bank Corp. Taxes	
Municipal Courts	101,500.00	CAPITAL DEBT AUTHORIZED, DECEMBER 31, 1992			Added and Omitted Taxes	20,955.18
PUBLIC SAFETY		ISSUED AND UNISSUED			Total Taxes Levied - ABSTRACT	9,386,143.10
Fire Protection	114,292.00	School		NET DEBT	Total Taxes Billed	9,417,709.38
Police Protection	1,327,216.76	Self-Liquidating			1992 TAXES COLLECTED	9,172,113.14
Civil Defense & Disaster Control	1,900.00	Other	1,057,181		1992 Taxes Cancelled, Abated or Adjusted	
Environmental Inspection & Control	66,500.00	Total	1,057,181		Transfer to Tax Title Liens or Foreclosed	4,404.25
Other Public Safety		ISSUED AND OUTSTANDING			Balance Outstanding Dec. 31, 1992	241,191.99
PUBLIC WORKS		School			PRIOR YEARS TAXES OUTSTANDING	
Streets and Drainage	73,000.00	Self-Liquidating			Balance January 1, 1992	385,728.80
Sewers and Sewage Processing	535,438.49	Other			Collected in 1992	365,830.46
Garbage and Trash Disposal	535,101.00	Total			Cancelled, Abated or Adjusted 1992	1,582.89
Public Buildings and Grounds	121,460.00	EQUALIZED VALUATION BASIS			Transfers to Tax Title Liens or Foreclosed	6,052.25
Other Public Works	255,000.00	FOR NET DEBT COMPUTATION			Balance December 31, 1992	12,263.20
HEALTH and WELFARE		REAL PROPERTY VALUATIONS			TAX TITLE LIENS OUTSTANDING	
Health Services Except Environmental	51,405.00	Code	Class	# of Parcels	% VAL'N	Balance January 1, 1992
Welfare-Public Assistance	7,600.00	1	Vacant Land	72	1.43	Transfer From Taxes
Hospital, Clinics, First Aid		2	Residential	1722	58.14	Redeemed in 1992
Animal, Insect, & Radent Control	1,000.00	3	Farm			Cancelled, Abated or Adjusted (1992)
Other Welfare Services		4a	Commercial	114	31.44	Transfers to Foreclosed Property
RECREATION and CONSERVATION		4b	Industrial	32	7.43	Balance December 31, 1992
Beaches and Boardwalks		4c	Apartments	3	1.56	11,883.33
Parks, Playgrounds, Shade Trees		Total		1943		PROPERTY ACQUIRED BY DEED OR FORECLOSURE
Land Reclamation & Conservation	54,893.64	ASSESSED VALUATION			Balance January 1, 1992	5,850.00
Other Recreational Services	19,650.00				Transfers From Taxes or Liens	
EDUCATION (excluding schools)					Sale for Cash (1992)	
Libraries	55,000.00				Cancelled, Abated or Adjusted (1992)	
Other Educational Services					Balance December 31, 1992	5,850.00
STATUTORY EXPENDITURES					CURRENT FINANCES DECEMBER 31, 1992	
Pensions & F. I. C. A.	272,028.20				ASSETS	
Employee Fringe Benefits					Cash Dec. 31, 1992	2,603,200.60
Other Statutory Expenditures					Taxes Receivable	253,455.19
CETA And Other Public Employment Programs					Tax Title Liens	11,883.33
MUNICIPAL FUNCTIONS					Foreclosed Property	5,850.00
CAPITAL IMPROVEMENTS	15,000.00				Emergencies & Other Deferred Charges	13,000.00
DEBT SERVICE					State and Federal Aid Receivable	7,819.57
Principal Payments	145,241.29				Other Receivables	
Interest Payments	23,399.68				Total	2,895,208.69
DEFERRED CHARGES	88,800.00				LIABILITIES, RESERVES, AND SURPLUS	
SCHOOL, COUNTY, SPECIAL DISTRICT TAXES	5,728,364.92				Cash Liabilities	1,622,288.08
RESERVE FOR UNCOLLECTED TAXES	485,177.10				Reserves for Receivables	271,188.52
EXPENDITURES	10,974,211.56				Surplus Dec. 31, 1992	1,001,732.09
					Total	2,895,208.69

1434

Population 1980 6,852
 Population 1990 6,243
 S & P Rating
 Moody Rating A

General Tax Rate Per \$100. 2.20
 State Equalized Tax Rate 2.26

ROCKAWAY BOROUGH - MORRIS COUNTY

Form of Government:

Borough Council

Number of Members on Governing Body - 6

PER CAPITA:

Gross Debt 495.66
 Net Debt 393.78
 Debt Service 58.39
 Total Tax Levy 1,552.13
 Municipal Expenditures 677.30

PER CENT:

Gross Debt .71
 Net Debt .56
 Tax Levy Collected 95.62
 Tax Levy Cancelled, Abated or Adjusted .03

EXPENDITURES		REVENUES-REALIZED		1992 PROPERTY TAX	
GENERAL GOVERNMENT				STATE EQUALIZED TAX RATE	
Governing Body & Public Boards		1992 Property Taxes Collected	9,285,683.71	Local District School Taxes .75	3,209,989.00
Municipal Clerk		1992 Payments in Lieu of Taxes		Regional & Consolidated School Tax .60	2,574,476.54
Financial Administration	57,500.00	Delinquent Tax & Lien Collections	201,513.15	School Taxes in Municipal Budget	
Assessment of Taxes	18,150.00	Business Personalty Replacement Taxes	182,949.40	County Taxes .30	1,299,555.05
Collection of Taxes	37,150.00	Taxes from Public Utilities	303,616.00	County Library Taxes	
Planning, Housing & Development	26,650.00	Other Miscellaneous Tax Revenues		Local Municipal Purpose Taxes .60	2,586,276.24
Human Resources	62,401.85	State Aid Revenues	328,376.99	Veteran & Senior Citizen Taxes	57,850.00
Elections		Federal Aid Revenues		Total Taxes for Rate Computation 2.25	9,728,146.83
General Administration (other)	390,188.43	State and Local Fiscal Assistance Act Utilized		Special District Taxes	
JUDICIARY		Sale of Acquired Property		Bank Corp. Taxes	
Municipal Courts	46,250.00	Other Miscellaneous Revenues	298,517.99	Added and Omitted Taxes	19,667.69
PUBLIC SAFETY		Total	10,600,657.24	Total Taxes Levied - ABSTRACT	9,689,964.52
Fire Protection	75,795.80	Prior Years Surplus Appropriated	630,000.00	Total Taxes Billed	9,710,959.29
Police Protection	728,606.56	REVENUES TOTAL	11,230,657.24	1992 TAXES COLLECTED	9,285,683.71
Civil Defense & Disaster Control	500.00	Reserve For Uncollected Taxes	593,188.63	1992 Taxes Cancelled, Abated or Adjusted	7,470.80
Environmental Inspection & Control	51,750.00	CAPITAL OUTLAY TOTAL		Transfer to Tax Title Liens or Foreclosed	85,460.40
Other Public Safety			455,881.08	Balance Outstanding Dec. 31, 1992	332,344.38
PUBLIC WORKS		PUBLIC ENTERPRISES		PRIOR YEARS TAXES OUTSTANDING	
Streets and Drainage	266,500.00	Public Enterprises	143,423.27	Balance January 1, 1992	230,122.11
Sewers and Sewage Processing	387,000.00	Recreation-Culture		Collected in 1992	158,927.02
Garbage and Trash Disposal	507,838.00	Public Works	207,700.76	Cancelled, Abated or Adjusted 1992	44,443.16
Public Buildings and Grounds	72,400.00	Buildings and Grounds	79,044.77	Transfers to Tax Title Liens or Foreclosed	940.31
Other Public Works	36,500.00	Library and Education	25,712.28	Balance December 31, 1992	25,811.62
HEALTH and WELFARE		Conservation		TAX TITLE LIENS OUTSTANDING	
Health Services Except Environmental	89,200.00	All Other		Balance January 1, 1992	448,826.95
Welfare-Public Assistance	11,100.00	CAPITAL DEBT AUTHORIZED, DECEMBER 31, 1992		Transfer From Taxes	86,814.04
Hospital, Clinics, First Aid		ISSUED AND UNISSUED	GROSS DEBT	Redeemed in 1992	42,586.13
Animal, Insect, & Rodent Control		School	88,185	Cancelled, Abated or Adjusted (1992)	
Other Welfare Services		Self-Liquidating	1,165,677	Transfers to Foreclosed Property	
RECREATION and CONSERVATION		Other	1,840,533	Balance December 31, 1992	493,054.86
Beaches and Boardwalks		Total	3,094,397	PROPERTY ACQUIRED BY DEED OR FORECLOSURE	
Parks, Playgrounds, Shade Trees	12,000.00	ISSUED AND OUTSTANDING		Balance January 1, 1992	64,800.00
Land Reclamation & Conservation		School	88,185.83	Transfers From Taxes or Liens	
Other Recreational Services	66,700.00	Self-Liquidating	1,068,277.50	Sale for Cash (1992)	
EDUCATION (excluding schools)		Other	1,794,300.00	Cancelled, Abated or Adjusted (1992)	
Libraries	115,000.00	Total	2,950,763.33	Balance December 31, 1992	64,800.00
Other Educational Services		EQUALIZED VALUATION BASIS FOR NET DEBT COMPUTATION		CURRENT FINANCES DECEMBER 31, 1992	
STATUTORY EXPENDITURES				ASSETS	
Pensions & F. L. C. A.	53,000.00			Cash Dec. 31, 1992	1,505,539.47
Employee Fringe Benefits	139,000.00			Taxes Receivable	358,156.00
Other Statutory Expenditures				Tax Title Liens	493,054.86
CETA And Other Public Employment Programs				Foreclosed Property	64,800.00
MUNICIPAL FUNCTIONS TOTAL	3,251,180.64			Emergencies & Other Deferred Charges	16,740.00
CAPITAL IMPROVEMENTS *MEMO*	25,000.00			State and Federal Aid Receivable	22,887.55
DEBT SERVICE				Other Receivables	67,754.51
Principal Payments	270,000.00			Total	2,508,932.39
Interest Payments	94,554.82			LIABILITIES, RESERVES, AND SURPLUS	
DEFERRED CHARGES				Cash Liabilities	589,667.20
SCHOOL, COUNTY, SPECIAL DISTRICT TAXES	19,448.00			Reserves for Receivables	953,866.12
RESERVE FOR UNCOLLECTED TAXES	7,084,020.59			Surplus Dec. 31, 1992	965,399.07
EXPENDITURES TOTAL	11,312,392.68			Total	2,508,932.39
				REAL PROPERTY VALUATIONS	
				Code Class # of Parcels % VAL'N ASSESSED VALUATION	
				1 Vacant Land 109 1.51 6,632,200.00	
				2 Residential 1774 66.91 293,621,100.00	
				3 Farm	
				4a Commercial 184 23.70 103,992,600.00	
				4b Industrial 11 4.21 18,458,000.00	
				4c Apartments 16 3.67 16,111,300.00	
				Total 2096 438,815,200.00	
				Land Area 2.00 Sq. Miles	
				Net Valuation Taxable-Municipal 440,512,800	
				Net Valuation Taxable-County 441,560,439	
				State Equalized Valuation 429,309,372	
				State Equalization Ratio 102.62	

1435
 Population 1980 19,850
 Population 1990 19,572
 S & P Rating A+
 Moody Rating A1

General Tax Rate Per \$100. 3.68
 State Equalized Tax Rate 2.21

ROCKAWAY TWP. - MORRIS CO.
 Form of Government:
Mayor-Council Plan F (OMCL 50)
 Number of Members on Governing Body - 9

PER CAPITA:
 Gross Debt 1,503.83 PER CENT:
 Net Debt 1,275.89 Gross Debt 1.67
 Debt Service 81.79 Net Debt 1.41
 Total Tax Levy 2,021.90 Tax Levy Collected 94.05
 Municipal Expenditures 807.11 Tax Levy Cancelled, Abated or Adjusted .67

EXPENDITURES	REVENUES-REALIZED	1992 PROPERTY TAX
GENERAL GOVERNMENT		STATE EQUALIZED TAX RATE
Governing Body & Public Boards	1992 Property Taxes Collected 37,301,957.04	Local District School Taxes .88 15,629,782.40
Municipal Clerk	1992 Payments in Lieu of Taxes 22,964.65	Regional & Consolidated School Tax .49 8,724,673.91
Financial Administration 243,745.00	Delinquent Tax & Lien Collections 1,398,901.45	School Taxes in Municipal Budget
Assessment of Taxes 123,900.00	Business Personalty Replacement Taxes 287,109.08	County Taxes .30 5,306,633.39
Collection of Taxes 137,336.00	Taxes from Public Utilities 896,817.00	County Library Taxes
Planning, Housing & Development 87,063.00	Other Miscellaneous Tax Revenues	Local Municipal Purpose Taxes .54 9,573,430.00
Human Resources 130,812.00	State Aid Revenues 916,843.00	Veteran & Senior Citizen Taxes 93,000.00
Elections 9,560.00	Federal Aid Revenues	Total Taxes for Rate Computation 2.21 39,327,519.70
General Administration (other) 1,619,708.92	State and Local Fiscal Assistance Act Utilized	Special District Taxes
JUDICIARY	Sale of Acquired Property	Bank Corp. Taxes
Municipal Courts 250,478.00	Other Miscellaneous Revenues 2,357,529.61	Added and Omitted Taxes 338,051.29
PUBLIC SAFETY	Total 43,182,121.83	Total Taxes Levied - ABSTRACT 39,572,570.99
Fire Protection 484,400.00	Prior Years Surplus Appropriated 1,060,000.00	Total Taxes Billed 39,662,437.45
Police Protection 3,116,401.00	REVENUES TOTAL 44,242,121.83	1992 TAXES COLLECTED 37,301,957.04
Civil Defense & Disaster Control 13,560.00	Reserve For Uncollected Taxes 1,877,500.00	1992 Taxes Cancelled, Abated or Adjusted 267,205.27
Environmental Inspection & Control 232,796.00	CAPITAL OUTLAY TOTAL 2,170,167.18	Transfer to Tax Title Liens or Foreclosed 274,520.00
Other Public Safety	Public Enterprises 58,008.88	Balance Outstanding Dec. 31, 1992 1,818,755.14
PUBLIC WORKS	Recreation-Culture 1,114,349.40	PRIOR YEARS TAXES OUTSTANDING
Streets and Drainage 1,325,823.00	Public Works 997,808.90	Balance January 1, 1992 1,459,810.51
Sewers and Sewage Processing 218,500.00	Buildings and Grounds	Collected in 1992 1,346,102.15
Garbage and Trash Disposal 97,135.00	Library and Education	Cancelled, Abated or Adjusted 1992 4,417.45
Public Buildings and Grounds 99,000.00	Conservation	Transfers to Tax Title Liens or Foreclosed 91,928.18
Other Public Works	All Other	Balance December 31, 1992 17,362.73
HEALTH and WELFARE	CAPITAL DEBT AUTHORIZED, DECEMBER 31, 1992	TAX TITLE LIENS OUTSTANDING
Health Services Except Environmental 605,318.00	ISSUED AND UNISSUED GROSS DEBT NET DEBT	Balance January 1, 1992 799,241.26
Welfare-Public Assistance 8,614.00	School 2,026,372	Transfer From Taxes 373,451.00
Hospital, Clinics, First Aid 45,586.08	Self-Liquidating 1,913,478	Redeemed in 1992 52,799.30
Animal, Insect, & Rodent Control	Other 25,494,072	Cancelled, Abated or Adjusted (1992)
Other Welfare Services	Total 29,433,923	Transfers to Foreclosed Property 28,917.76
RECREATION and CONSERVATION	ISSUED AND OUTSTANDING	Balance December 31, 1992 1,090,975.20
Beaches and Boardwalks 356,638.00	School 2,026,372.02	PROPERTY ACQUIRED BY DEED OR FORECLOSURE
Parks, Playgrounds, Shade Trees 1,350.00	Self-Liquidating 955,124.69	Balance January 1, 1992 898,275.04
Land Reclamation & Conservation 319,455.00	Other 17,551,139.00	Transfers From Taxes or Liens 31,824.96
Other Recreational Services	Total 20,532,635.71	Sale for Cash (1992)
EDUCATION (excluding schools)	EQUALIZED VALUATION BASIS FOR NET DEBT COMPUTATION 1,764,956,520	Cancelled, Abated or Adjusted (1992)
Libraries 632,764.00	REAL PROPERTY VALUATIONS	Balance December 31, 1992 930,100.00
Other Educational Services 1,500.00	Code Class # of Parcels % VAL'N ASSESSED VALUATION	CURRENT FINANCES DECEMBER 31, 1992
STATUTORY EXPENDITURES	1 Vacant Land 1196 8.67 92,349,150.00	ASSETS
Pensions & F. L. C. A. 786,100.00	2 Residential 6779 62.42 665,208,550.00	Cash Dec. 31, 1992 3,710,945.70
Employee Fringe Benefits 1,353,500.00	3 Farm 21 .04 404,200.00	Taxes Receivable 1,836,117.87
Other Statutory Expenditures 10,000.00	4a Commercial 117 16.52 176,013,311.00	Tax Title Liens 1,090,975.20
CETA And Other Public Employment Programs	4b Industrial 35 10.81 115,229,200.00	Foreclosed Property 930,100.00
MUNICIPAL FUNCTIONS TOTAL 12,311,043.00	4c Apartments 7 1.55 16,481,000.00	Emergencies & Other Deferred Charges
CAPITAL IMPROVEMENTS *MEMO*	Total 8155 1,065,685,411.00	State and Federal Aid Receivable
DEBT SERVICE	Land Area 42.35 Sq. Miles	Other Receivables 48,239.97
Principal Payments 728,500.00	Net Valuation Taxable-Municipal 1,068,597,450	Total 7,616,378.74
Interest Payments 872,222.00	Net Valuation Taxable-County 1,806,104,079	LIABILITIES, RESERVES, AND SURPLUS
DEFERRED CHARGES 7,500.00	State Equalized Valuation 1,779,054,391	Cash Liabilities 2,632,568.67
SCHOOL, COUNTY, SPECIAL DISTRICT TAXES 29,661,089.70	State Equalization Ratio 60.00	Reserves for Receivables 3,905,433.04
RESERVE FOR UNCOLLECTED TAXES 1,877,500.00		Surplus Dec. 31, 1992 1,078,377.03
EXPENDITURES TOTAL 45,457,954.70		Total 7,616,378.74

0255

Population 1980 192
 Population 1990 270
 S & P Rating
 Moody Rating

General Tax Rate Per \$100. .74
 State Equalized Tax Rate .74

ROCKLEIGH BOROUGH - BERGEN COUNTY

Form of Government:

Borough Council

Number of Members on Governing Body - 6

PER CAPITA:

Gross Debt 5,410.76
 Net Debt 5,095.94
 Debt Service 572.07
 Total Tax Levy 4,660.07
 Municipal Expenditures 3,680.29

PER CENT:

Gross Debt .70
 Net Debt .65
 Tax Levy Collected 97.78
 Tax Levy Cancelled, Abated or Adjusted 1.09

EXPENDITURES		REVENUES-REALIZED		1992 PROPERTY TAX	
				STATE EQUALIZED TAX RATE	
GENERAL GOVERNMENT					
Governing Body & Public Boards					
Municipal Clerk					
Financial Administration	22,050.00	1992 Property Taxes Collected	1,240,564.00	Local District School Taxes	.64 61,901.00
Assessment of Taxes	4,410.00	1992 Payments in Lieu of Taxes		Regional & Consolidated School Tax	
Collection of Taxes	7,200.00	Delinquent Tax & Lien Collections	10,922.00	School Taxes in Municipal Budget	
Planning, Housing & Development	15,498.00	Business Personality Replacement Taxes	39,203.00	County Taxes	.25 421,042.22
Human Resources		Taxes from Public Utilities	79,517.00	County Library Taxes	
Elections		Other Miscellaneous Tax Revenues		Local Municipal Purpose Taxes	.45 775,276.00
General Administration (other)	189,750.00	State Aid Revenues	10,410.00	Veteran & Senior Citizen Taxes	1,600.00
JUDICIARY		Federal Aid Revenues		Total Taxes for Rate Computation	.74 1,259,819.22
Municipal Courts	2,336.00	State and Local Fiscal Assistance Act Utilized		Special District Taxes	
PUBLIC SAFETY		State and Local Fiscal Assistance Act Utilized		Bank Corp. Taxes	
Fire Protection	48,778.00	Sale of Acquired Property		Added and Omitted Taxes	
Police Protection	214,262.00	Other Miscellaneous Revenues	40,696.00	Total Taxes Levied - ABSTRACT	1,258,219.22
Civil Defense & Disaster Control	1,000.00	Prior Years Surplus Appropriated	100,000.00	Total Taxes Billed	1,268,793.00
Environmental Inspection & Control	19,857.00	REVENUES TOTAL	1,521,312.00	1992 TAXES COLLECTED	1,240,564.00
Other Public Safety		Reserve For Uncollected Taxes	186,375.00	1992 Taxes Cancelled, Abated or Adjusted	13,790.00
PUBLIC WORKS		CAPITAL OUTLAY TOTAL	108,858.00	Transfer to Tax Title Liens or Foreclosed	
Streets and Drainage	31,743.00	Public Enterprises		Balance Outstanding Dec. 31, 1992	14,439.00
Sewers and Sewage Processing		Recreation-Culture		PRIOR YEARS TAXES OUTSTANDING	
Garbage and Trash Disposal	27,152.00	Public Works	102,446.00	Balance January 1, 1992	10,922.00
Public Buildings and Grounds	17,935.00	Buildings and Grounds	6,412.00	Collected in 1992	10,922.00
Other Public Works	18,000.00	Library and Education		Cancelled, Abated or Adjusted 1992	
HEALTH and WELFARE		Conservation		Transfers to Tax Title Liens or Foreclosed	
Health Services Except Environmental	8,648.00	All Other		Balance December 31, 1992	
Welfare-Public Assistance	1,800.00	CAPITAL DEBT AUTHORIZED, DECEMBER 31, 1992		TAX TITLE LIENS OUTSTANDING	
Hospital, Clinics, First Aid	600.00	ISSUED AND UNISSUED		Balance January 1, 1992	
Animal, Insect, & Rodent Control	1,200.00	School		Transfer From Taxes	
Other Welfare Services		Self-Liquidating		Redeemed in 1992	
RECREATION and CONSERVATION		Other	1,460,904	Cancelled, Abated or Adjusted (1992)	
Beaches and Boardwalks		Total	1,460,904	Transfers to Foreclosed Property	
Parks, Playgrounds, Shade Trees		ISSUED AND OUTSTANDING		Balance December 31, 1992	
Land Reclamation & Conservation	1,763.00	School		PROPERTY ACQUIRED BY DEED OR	
Other Recreational Services	1,800.00	Self-Liquidating		FORECLOSURE	
EDUCATION (excluding schools)		Other	262,100.00	Balance January 1, 1992	
Libraries		Total	262,100.00	Transfers From Taxes or Liens	
Other Educational Services	4,000.00	EQUALIZED VALUATION BASIS		Sale for Cash (1992)	
STATUTORY EXPENDITURES		FOR NET DEBT COMPUTATION	207,767,860	Cancelled, Abated or Adjusted (1992)	
Pensions & F. L. C. A.	7,793.00	REAL PROPERTY VALUATIONS		Balance December 31, 1992	
Employee Fringe Benefits		Code Class # of Parcels % VAL'N	ASSESSED VALUATION	CURRENT FINANCES DECEMBER 31, 1992	
Other Statutory Expenditures		1 Vacant Land 20 4.94	8,448,700.00	ASSETS	
CETA And Other Public Employment Programs		2 Residential 64 25.94	44,327,200.00	Cash Dec. 31, 1992	668,008.00
MUNICIPAL FUNCTIONS TOTAL	667,545.00	3 Farm		Taxes Receivable	14,439.00
CAPITAL IMPROVEMENTS *MEMO*	20,000.00	4a Commercial 3 3.92	6,697,800.00	Tax Title Liens	
DEBT SERVICE		4b Industrial 14 65.20	111,413,600.00	Foreclosed Property	
Principal Payments	141,000.00	4c Apartments		Emergencies & Other Deferred Charges	10,600.00
Interest Payments	13,459.00	Total 101	170,387,300.00	State and Federal Aid Receivable	710.00
DEFERRED CHARGES	5,300.00	Land Area 1.00 Sq. Miles		Other Receivables	158.00
SCHOOL, COUNTY, SPECIAL DISTRICT TAXES	482,943.22	Net Valuation Taxable-Municipal	171,424,117	Total	693,915.00
RESERVE FOR UNCOLLECTED TAXES	186,375.00	Net Valuation Taxable-County	163,022,568	LIABILITIES, RESERVES, AND SURPLUS	
EXPENDITURES TOTAL	1,476,622.22	State Equalized Valuation	170,912,988	Cash Liabilities	296,819.00
		State Equalization Ratio	100.30	Reserves for Receivables	14,597.00
				Surplus Dec. 31, 1992	382,499.00
				Total	693,915.00

1817

Population 1980 717
 Population 1990 693
 S & P Rating
 Moody Rating

General Tax Rate Per \$100. 3.11
 State Equalized Tax Rate 1.65

ROCKY HILL BOROUGH - SOMERSET CO.
 Form of Government:
Borough Council
 Number of Members on Governing Body - 6

PER CAPITA:
 Gross Debt 53.25
 Net Debt 53.25
 Debt Service 4.08
 Total Tax Levy 1,357.72
 Municipal Expenditures 609.80

PER CENT:
 Gross Debt .07
 Net Debt .07
 Tax Levy Collected 94.22
 Tax Levy Cancelled, Abated or Adjusted

EXPENDITURES		REVENUES-REALIZED		1992 PROPERTY TAX	
GENERAL GOVERNMENT		REVENUES		STATE EQUALIZED TAX RATE	
Governing Body & Public Boards		1992 Property Taxes Collected	886,578.79	Local District School Taxes	.35
Municipal Clerk		1992 Payments in Lieu of Taxes		Regional & Consolidated School Tax	
Financial Administration	15,000.00	Delinquent Tax & Lien Collections	36,478.09	School Taxes in Municipal Budget	
Assessment of Taxes	4,800.00	Business Personalty Replacement Taxes	26,014.44	County Taxes	.41 *
Collection of Taxes	5,610.00	Taxes from Public Utilities	51,824.00	County Library Taxes	.03
Planning, Housing & Development	21,900.00	Other Miscellaneous Tax Revenues		Local Municipal Purpose Taxes	.35
Human Resources	4,219.00	State Aid Revenues	26,630.00	Veteran & Senior Citizen Taxes	
Elections	500.00	Federal Aid Revenues		Total Taxes for Rate Computation	1.64
General Administration (other)	64,825.90	State and Local Fiscal Assistance Act Utilized		Special District Taxes	
JUDICIARY		Sale of Acquired Property		Bank Corp. Taxes	
Municipal Courts	7,300.00	Other Miscellaneous Revenues	36,169.58	Added and Omitted Taxes	888.96
PUBLIC SAFETY		Total	1,063,694.90	Total Taxes Levied - ABSTRACT	940,902.54
Fire Protection	34,233.30	Prior Years Surplus Appropriated	100,000.00	Total Taxes Billed	940,933.76
Police Protection	15,900.00	REVENUES TOTAL	1,163,694.90	1992 TAXES COLLECTED	886,578.79
Civil Defense & Disaster Control	2,600.00	Reserve For Uncollected Taxes	95,000.00	1992 Taxes Cancelled, Abated or Adjusted	
Environmental Inspection & Control	5,000.00	CAPITAL OUTLAY TOTAL		Transfer to Tax Title Liens or Foreclosed	
Other Public Safety			1,458.13	Balance Outstanding Dec. 31, 1992	54,354.97
PUBLIC WORKS		Public Enterprises		PRIOR YEARS TAXES OUTSTANDING	
Streets and Drainage	16,100.00	Recreation-Culture		Balance January 1, 1992	38,433.32
Sewers and Sewage Processing	1.00	Public Works	1,458.13	Collected in 1992	36,478.09
Garbage and Trash Disposal	81,719.00	Buildings and Grounds		Cancelled, Abated or Adjusted 1992	
Public Buildings and Grounds	16,000.00	Library and Education		Transfers to Tax Title Liens or Foreclosed	
Other Public Works		Conservation		Balance December 31, 1992	1,955.23
HEALTH and WELFARE		All Other		TAX TITLE LIENS OUTSTANDING	
Health Services Except Environmental	8,851.00	CAPITAL DEBT AUTHORIZED, DECEMBER 31, 1992		Balance January 1, 1992	
Welfare-Public Assistance	275.00	ISSUED AND UNISSUED		Transfer From Taxes	
Hospital, Clinics, First Aid		School		Redeemed in 1992	
Animal, Insect, & Rodent Control		Self-Liquidating	16,900	Cancelled, Abated or Adjusted (1992)	
Other Welfare Services		Other	20,000	Transfers to Foreclosed Property	
RECREATION and CONSERVATION		Total	36,900	Balance December 31, 1992	
Beaches and Boardwalks		ISSUED AND OUTSTANDING		PROPERTY ACQUIRED BY DEED OR FORECLOSURE	
Parks, Playgrounds, Shade Trees	1,500.00	School		Balance January 1, 1992	
Land Reclamation & Conservation		Self-Liquidating	16,000.00	Transfers From Taxes or Liens	
Other Recreational Services	7,500.00	Other	20,000.00	Sale for Cash (1992)	
EDUCATION (excluding schools)		Total	36,000.00	Cancelled, Abated or Adjusted (1992)	
Libraries	4,000.00	EQUALIZED VALUATION BASIS		Balance December 31, 1992	
Other Educational Services		FOR NET DEBT COMPUTATION		CURRENT FINANCES DECEMBER 31, 1992	
STATUTORY EXPENDITURES		REAL PROPERTY VALUATIONS		ASSETS	
Pensions & F. L. C. A.	4,930.00	Code	Class	# of Parcels	% VAL'N
Employee Fringe Benefits		1	Vacant Land	15	.90
Other Statutory Expenditures		2	Residential	249	91.34
CETA And Other Public Employment Programs		3	Farm	7	.11
MUNICIPAL FUNCTIONS TOTAL		4a	Commercial	18	5.84
CAPITAL IMPROVEMENTS *MEMO*		4b	Industrial		
DEBT SERVICE		4c	Apartments	6	1.91
Principal Payments	1,000.00	Total	295		
Interest Payments	1,825.00	Land Area	.60	Sq. Miles	
DEFERRED CHARGES		Net Valuation Taxable-Municipal			
SCHOOL, COUNTY, SPECIAL DISTRICT TAXES	740,263.58	Net Valuation Taxable-County			
RESERVE FOR UNCOLLECTED TAXES	95,000.00	State Equalized Valuation			
EXPENDITURES TOTAL	1,162,852.78	State Equalization Ratio			
				ASSESSED VALUATION	
				1	273,000.00
				2	27,561,310.00
				3	33,300.00
				4a	1,761,610.00
				4b	
				4c	544,930.00
				Total	50,174,150.00
				Cash Dec. 31, 1992	324,524.96
				Taxes Receivable	56,310.20
				Tax Title Liens	
				Foreclosed Property	
				Emergencies & Other Deferred Charges	
				State and Federal Aid Receivable	1,870.65
				Other Receivables	10,924.37
				Total	393,630.19
				LIABILITIES, RESERVES, AND SURPLUS	
				Cash Liabilities	180,249.74
				Reserves for Receivables	67,234.57
				Surplus Dec. 31, 1992	146,145.87
				Total	393,630.19

*Includes County Health Service Taxes, County Vocational School Taxes, or County Open Space Tax. See Table 13.

1341

Population 1980 835
 Population 1990 884
 S & P Rating
 Moody Rating

General Tax Rate Per \$100. 2.57
 State Equalized Tax Rate 2.62

ROOSEVELT BOROUGH - MONMOUTH CO.

Form of Government:
Borough Council

Number of Members on Governing Body - 6

PER CAPITA: Gross Debt 4,322.61 PER CENT: Gross Debt 8.79
 Net Debt 33.94 Net Debt .07
 Debt Service Tax Levy Collected 94.46
 Total Tax Levy 1,243.95 Tax Levy Cancelled, Abated
 Municipal Expenditures 569.59 or Adjusted

EXPENDITURES	REVENUES-REALIZED	CAPITAL OUTLAY		CAPITAL DEBT AUTHORIZED, DECEMBER 31, 1992		1992 PROPERTY TAX	
GENERAL GOVERNMENT							
Governing Body & Public Boards							
Municipal Clerk							
Financial Administration	15,365.53	Public Enterprises	773,153.63	ISSUED AND UNISSUED	GROSS DEBT	NET DEBT	STATE EQUALIZED TAX RATE
Assessment of Taxes	2,841.36	Recreation-Culture		School	950,000		Local District School Taxes 2.04 858,263.00
Collection of Taxes	10,278.86	Public Works	73,315.84	Self-Liquidating	2,841,185		Regional & Consolidated School Tax
Planning, Housing & Development	3,075.49	Buildings and Grounds	1,737.50	Other	30,000	30,000	School Taxes in Municipal Budget
Human Resources	6,219.00	Library and Education		Total	3,821,185	30,000	County Taxes .47 * 196,164.32
Elections		Conservation					County Library Taxes .02 7,420.77
General Administration (other)	111,418.07	All Other					Local Municipal Purpose Taxes .09 37,795.00
JUDICIARY							Veteran & Senior Citizen Taxes 6,150.00
Municipal Courts	6,094.01						Total Taxes for Rate Computation 2.62 1,105,798.09
PUBLIC SAFETY							Special District Taxes
Fire Protection	5,495.00						Bank Corp. Taxes
Police Protection	8,090.00						Added and Omitted Taxes
Civil Defense & Disaster Control	255.94						Total Taxes Levied - ABSTRACT 1,099,648.09
Environmental Inspection & Control							Total Taxes Billed 1,099,655.27
Other Public Safety							1992 TAXES COLLECTED 1,038,505.49
PUBLIC WORKS							1992 Taxes Cancelled, Abated or Adjusted
Streets and Drainage	156,650.00						Transfer to Tax Title Liens or Foreclosed 7,992.31
Sewers and Sewage Processing	48.00						Balance Outstanding Dec. 31, 1992 53,157.47
Garbage and Trash Disposal	55,221.66						PRIOR YEARS TAXES OUTSTANDING
Public Buildings and Grounds	25,219.97						Balance January 1, 1992 34,390.96
Other Public Works							Collected in 1992 33,808.81
HEALTH and WELFARE							Cancelled, Abated or Adjusted 1992 24.90
Health Services Except Environmental							Transfers to Tax Title Liens or Foreclosed
Welfare-Public Assistance							Balance December 31, 1992 557.25
Hospital, Clinics, First Aid							TAX TITLE LIENS OUTSTANDING
Animal, Insect, & Rodent Control							Balance January 1, 1992 14,646.51
Other Welfare Services							Transfer From Taxes 7,992.31
RECREATION and CONSERVATION							Redeemed in 1992
Beaches and Boardwalks							Cancelled, Abated or Adjusted (1992)
Parks, Playgrounds, Shade Trees	3,500.00						Transfers to Foreclosed Property
Land Reclamation & Conservation	2,134.36						Balance December 31, 1992 22,638.82
Other Recreational Services	343.75						PROPERTY ACQUIRED BY DEED OR FORECLOSURE
EDUCATION (excluding schools)							Balance January 1, 1992
Libraries							Transfers From Taxes or Liens
Other Educational Services	84.99						Sale for Cash (1992)
STATUTORY EXPENDITURES							Cancelled, Abated or Adjusted (1992)
Pensions & F. L. C. A.	7,598.45						Balance December 31, 1992
Employee Fringe Benefits	7,023.58						CURRENT FINANCES DECEMBER 31, 1992
Other Statutory Expenditures	364.49						ASSETS
CETA And Other Public Employment Programs							Cash Dec. 31, 1992 307,012.34
MUNICIPAL FUNCTIONS TOTAL	423,372.51						Taxes Receivable 53,714.72
CAPITAL IMPROVEMENTS *ME 90*	65,000.00						Tax Title Liens 22,638.82
DEBT SERVICE							Foreclosed Property
Principal Payments							Emergencies & Other Deferred Charges
Interest Payments							State and Federal Aid Receivable 149,529.00
DEFERRED CHARGES							Other Receivables 21,230.94
SCHOOL, COUNTY, SPECIAL DISTRICT TAXES	1,061,853.09						Total 554,125.82
RESERVE FOR UNCOLLECTED TAXES	62,465.00						LIABILITIES, RESERVES, AND SURPLUS
EXPENDITURES TOTAL	1,547,690.60						Cash Liabilities 315,458.74
							Reserves for Receivables 117,691.03
							Surplus Dec. 31, 1992 120,996.05
							Total 554,125.82

*Includes County Health Service Taxes, County Vocational School Taxes, or County Open Space Tax. See Table 13.

0718

Population 1980 5,330
 Population 1990 4,847
 S & P Rating
 Moody Rating A1

General Tax Rate Per \$100. 5.46
 State Equalized Tax Rate 1.79

ROSELAND BOROUGH - ESSEX COUNTY

Form of Government:
 Borough Council

Number of Members on Governing Body - 6

PER CAPITA:

Grass Debt 1,584.99
 Net Debt 1,544.88
 Debt Service 153.01
 Total Tax Levy 3,454.86
 Municipal Expenditures 1,279.03

PER CENT:

Grass Debt .80
 Net Debt .78
 Tax Levy Collected 98.28
 Tax Levy Collected, Abated or Adjusted .89

EXPENDITURES		REVENUES-REALIZED		1992 PROPERTY TAX	
GENERAL GOVERNMENT		REVENUES		STATE EQUALIZED TAX RATE	
Governing Body & Public Boards		1992 Property Taxes Collected	16,459,269.42	Local District School Taxes	.24 2,258,057.00
Municipal Clerk		1992 Payments in Lieu of Taxes		Regional & Consolidated School Tax	.42 3,954,054.42
Financial Administration	29,138.00	Delinquent Tax & Lien Collections	179,452.24	School Taxes in Municipal Budget	
Assessment of Taxes	166,534.00	Business Personalty Replacement Taxes	162,787.20	County Taxes	.65 6,060,413.82
Collection of Taxes	22,190.00	Taxes from Public Utilities	746,914.00	County Library Taxes	
Planning, Housing & Development	81,686.00	Other Miscellaneous Tax Revenues		Local Municipal Purpose Taxes	.48 4,465,756.61
Human Resources	46,233.00	State Aid Revenues	212,465.04	Veteran & Senior Citizen Taxes	
Elections	2,500.00	Federal Aid Revenues		Total Taxes for Rate Computation	1.79 16,768,531.85
General Administration (other)	1,127,211.00	State and Local Fiscal Assistance Act Utilized		Special District Taxes	
JUDICIARY		Sale of Acquired Property		Bank Corp. Taxes	
Municipal Courts	89,482.70	Other Miscellaneous Revenues	518,688.37	Added and Omitted Taxes	7,407.51
PUBLIC SAFETY		Total	18,279,576.27	Total Taxes Levied - ABSTRACT	16,745,689.36
Fire Protection	119,862.00	Prior Years Surplus Appropriated		Total Taxes Billed	16,748,161.59
Police Protection	1,287,769.30	REVENUES TOTAL	18,279,576.27	1992 TAXES COLLECTED	16,459,269.42
Civil Defense & Disaster Control	4,537.00	Reserve For Uncollected Taxes	476,000.00	1992 Taxes Cancelled, Abated or Adjusted	148,679.95
Environmental Inspection & Control	113,165.00	CAPITAL OUTLAY	TOTAL	Transfer to Tax Title Liens or Foreclosed	8,559.50
Other Public Safety			429,024.27	Balance Outstanding Dec. 31, 1992	131,652.72
PUBLIC WORKS		Public Enterprises	43,182.31	PRIOR YEARS TAXES OUTSTANDING	
Streets and Drainage	351,975.00	Recreation-Culture	13,859.45	Balance January 1, 1992	208,581.49
Sewers and Sewage Processing	292,239.65	Public Works	276,189.88	Collected in 1992	179,452.24
Garbage and Trash Disposal	385,635.00	Buildings and Grounds	95,792.63	Cancelled, Abated or Adjusted 1992	27,783.70
Public Buildings and Grounds	170,718.00	Library and Education		Transfers to Tax Title Liens or Foreclosed	
Other Public Works		Conservation		Balance December 31, 1992	1,345.55
HEALTH and WELFARE		All Other		TAX TITLE LIENS OUTSTANDING	
Health Services Except Environmental	43,474.00	CAPITAL DEBT AUTHORIZED, DECEMBER 31, 1992		Balance January 1, 1992	19,296.45
Welfare-Public Assistance	1,155.00	ISSUED AND UNISSUED	GROSS DEBT	Transfer From Taxes	8,559.50
Hospital, Clinics, First Aid		School	194,427	Redeemed in 1992	
Animal, Insect, & Rodent Control	4,300.00	Self-Liquidating	881,182	Cancelled, Abated or Adjusted (1992)	
Other Welfare Services		Other	6,606,832	Transfers to Foreclosed Property	
RECREATION and CONSERVATION		Total	7,682,442	Balance December 31, 1992	27,855.95
Beaches and Boardwalks		ISSUED AND OUTSTANDING		PROPERTY ACQUIRED BY DEED OR FORECLOSURE	
Parks, Playgrounds, Shade Trees	12,817.00	School	194,427.88	Balance January 1, 1992	247,200.00
Land Reclamation & Conservation	12,030.04	Self-Liquidating	679,000.00	Transfers From Taxes or Liens	
Other Recreational Services	100,738.00	Other	4,968,077.77	Sale for Cash (1992)	
EDUCATION (excluding schools)		Total	5,841,505.65	Cancelled, Abated or Adjusted (1992)	
Libraries	267,674.00	EQUALIZED VALUATION BASIS	961,207,882	Balance December 31, 1992	247,200.00
Other Educational Services	11,000.00	FOR NET DEBT COMPUTATION		CURRENT FINANCES DECEMBER 31, 1992	
STATUTORY EXPENDITURES		REAL PROPERTY VALUATIONS		ASSETS	
Pensions & F. L. C. A.	248,023.00	Code Class # of Parcels % VAL'N	ASSESSED VALUATION	Cash Dec. 31, 1992	946,303.73
Employee Fringe Benefits		1 Vacant Land 81 2.42	6,252,900.00	Taxes Receivable	132,998.27
Other Statutory Expenditures	1,500.00	2 Residential 1507 34.26	88,548,200.00	Tax Title Liens	27,855.95
CETA And Other Public Employment Programs		3 Farm 2 .02	64,500.00	Foreclosed Property	247,200.00
MUNICIPAL FUNCTIONS TOTAL	4,992,637.69	4a Commercial 68 54.25	140,221,300.00	Emergencies & Other Deferred Charges	
CAPITAL IMPROVEMENTS *ME 40*	66,800.00	4b Industrial 25 5.59	14,451,700.00	State and Federal Aid Receivable	
DEBT SERVICE		4c Apartments 1 3.46	8,949,800.00	Other Receivables	62,755.10
Principal Payments	393,531.95	Total 1634	258,488,400.00	Total	1,417,113.05
Interest Payments	328,528.92	Land Area 3.58 Sq. Miles		LIABILITIES, RESERVES, AND SURPLUS	
DEFERRED CHARGES	3,714.01	Net Valuation Taxable-Municipal	259,144,800	Cash Liabilities	625,452.35
SCHOOL, COUNTY, SPECIAL DISTRICT TAXES	12,272,525.24	Net Valuation Taxable-County	997,459,628	Reserves for Receivables	471,009.32
RESERVE FOR UNCOLLECTED TAXES	476,000.00	State Equalized Valuation	933,154,235	Surplus Dec. 31, 1992	320,651.39
EXPENDITURES TOTAL	18,471,987.81	State Equalization Ratio	27.72	Total	1,417,113.05

2014
 Population 1980 20,641
 Population 1990 20,314
 S & P Rating
 Moody Rating A

General Tax Rate Per \$100 3.29
 State Equalized Tax Rate 3.23

ROSELLE BOROUGH - UNION COUNTY
 Form of Government:
 Borough Council
 Number of Members on Governing Body - 6

PER CAPITA:
 Gross Debt 974.33
 Net Debt 920.42
 Debt Service 47.04
 Total Tax Levy 1,299.71
 Municipal Expenditures 819.74

PER CENT:
 Gross Debt 2.38
 Net Debt 2.24
 Tax Levy Collected 94.14
 Tax Levy Cancelled, Abated or Adjusted 1.9

EXPENDITURES	REVENUES-REALIZED	1992 PROPERTY TAX	
GENERAL GOVERNMENT		STATE EQUALIZED TAX RATE	
Governing Body & Public Boards		Local District School Taxes 1.42	11,636,538.00
Municipal Clerk		Regional & Consolidated School Tax	
Financial Administration 110,000.00	1992 Property Taxes Collected 24,872,806.27	School Taxes in Municipal Budget	
Assessment of Taxes 92,000.00	1992 Payments in Lieu of Taxes 42,900.00	County Taxes .44	3,576,026.07
Collection of Taxes 195,000.00	Delinquent Tax & Lien Collections 1,079,258.35	County Library Taxes	
Planning, Housing & Development 16,400.00	Business Personality Replacement Taxes 216,995.24	Local Municipal Purpose Taxes 1.37	11,184,100.05
Human Resources 245,840.12	Taxes from Public Utilities 1,041,965.72	Veteran & Senior Citizen Taxes	213,600.00
Elections	Other Miscellaneous Tax Revenues	Total Taxes for Rate Computation 3.23	26,610,264.12
General Administration (other) 1,212,300.00	State Aid Revenues	Special District Taxes	
JUDICIARY	Federal Aid Revenues	Bank Corp. Taxes	
Municipal Courts 165,000.00	State and Local Fiscal Assistance Act Utilized	Added and Omitted Taxes	5,625.88
PUBLIC SAFETY	Sale of Acquired Property	Total Taxes Levied - ABSTRACT	26,402,290.00
Fire Protection 1,718,498.25	Other Miscellaneous Revenues	Total Taxes Billed	26,420,096.58
Police Protection 2,879,515.37	Total	1992 TAXES COLLECTED	24,872,804.27
Civil Defense & Disaster Control 16,000.00	Prior Years Surplus Appropriated 250,000.00	1992 Taxes Cancelled, Abated or Adjusted	49,410.60
Environmental Inspection & Control 158,364.00	REVENUES TOTAL	Transfer to Tax Title Liens or Foreclosed	335,928.84
Other Public Safety	Reserve For Uncollected Taxes	Balance Outstanding Dec. 31, 1992	1,161,952.87
PUBLIC WORKS	CAPITAL OUTLAY TOTAL	PRIOR YEARS TAXES OUTSTANDING	
Streets and Drainage 1,109,000.00	Public Enterprises	Balance January 1, 1992	1,102,485.23
Sewers and Sewage Processing 1,955,000.00	Recreation-Culture	Collected in 1992	868,020.98
Garbage and Trash Disposal 2,209,563.00	Public Works 216,786.11	Cancelled, Abated or Adjusted 1992	71,729.08
Public Buildings and Grounds 44,000.00	Buildings and Grounds 855,700.68	Transfers to Tax Title Liens or Foreclosed	90,222.33
Other Public Works 65,000.00	Library and Education	Balance December 31, 1992	72,512.79
HEALTH and WELFARE	Conservation	TAX TITLE LIENS OUTSTANDING	
Health Services Except Environmental 208,000.00	All Other	Balance January 1, 1992	586,183.46
Welfare-Public Assistance 55,000.00	CAPITAL DEBT AUTHORIZED, DECEMBER 31, 1992	Transfer From Taxes	446,134.54
Hospital, Clinics, First Aid	ISSUED AND UNISSUED	Redeemed in 1992	211,237.37
Animal, Insect, & Rodent Control 16,000.00	School	Cancelled, Abated or Adjusted (1992)	
Other Welfare Services	Self-Liquidating	Transfers to Foreclosed Property	
RECREATION and CONSERVATION	Other	Balance December 31, 1992	821,080.63
Beaches and Boardwalks	Total	PROPERTY ACQUIRED BY DEED OR	
Parks, Playgrounds, Shade Trees 66,000.00	ISSUED AND OUTSTANDING	FORECLOSURE	
Land Reclamation & Conservation 321.73	School	Balance January 1, 1992	350,626.00
Other Recreational Services 71,000.00	Self-Liquidating	Transfers From Taxes or Liens	
EDUCATION (excluding schools)	Other	Sale for Cash (1992)	
Libraries 321,517.00	Total	Cancelled, Abated or Adjusted (1992)	
Other Educational Services	EQUALIZED VALUATION BASIS	Balance December 31, 1992	350,626.00
STATUTORY EXPENDITURES	FOR NET DEBT COMPUTATION	CURRENT FINANCES DECEMBER 31, 1992	
Pensions & F. L. C. A. 268,200.00	REAL PROPERTY VALUATIONS	ASSETS	
Employee Fringe Benefits 1,014,874.92	Code Class # of Parcels % VAL'N	Cash Dec. 31, 1992	6,168,024.55
Other Statutory Expenditures	1 Vacant Land 126 .80	Taxes Receivable	1,234,465.66
CETA And Other Public Employment Programs	2 Residential 5167 76.85	Tax Title Liens	821,080.63
MUNICIPAL FUNCTIONS	3 Farm	Foreclosed Property	350,626.00
TOTAL 14,212,394.39	4a Commercial 241 9.44	Emergencies & Other Deferred Charges	276,443.46
CAPITAL IMPROVEMENTS	4b Industrial 87 6.41	State and Federal Aid Receivable	87,849.21
MEMO 210,000.00	4c Apartments 48 6.51	Other Receivables	423,988.76
DEBT SERVICE	Total 5669	Total	9,362,478.27
Principal Payments 465,000.00	Land Area 2.70 Sq. Miles	LIABILITIES, RESERVES, AND SURPLUS	
Interest Payments 490,650.38	Net Valuation Taxable-Municipal	Cash Liabilities	6,469,967.79
DEFERRED CHARGES	802,871,450	Reserves for Receivables	2,830,161.05
SCHOOL, COUNTY, SPECIAL DISTRICT TAXES 15,212,564.07	Net Valuation Taxable-County	Surplus Dec. 31, 1992	62,349.43
RESERVE FOR UNCOLLECTED TAXES 1,385,000.00	State Equalized Valuation	Total	9,362,478.27
EXPENDITURES	State Equalization Ratio 98.19		
TOTAL 31,864,668.72			

2015

Population 1980 13,377
 Population 1990 12,805
 S & P Rating
 Moody Rating A

General Tax Rate Per \$100. 5.53
 State Equalized Tax Rate 2.76

ROSELLE PARK BORO. - UNION CO.

Form of Government:
 Borough Council

Number of Members on Governing Body - 6

PER CAPITA: PER CENT:
 Grass Debt 513.59 Grass Debt 1.07
 Net Debt 479.95 Net Debt 1.00
 Debt Service 77.47 Tax Levy Collected 97.69
 Total Tax Levy 1,290.73 Tax Levy Cancelled, Abated or Adjusted .77
 Municipal Expenditures 624.26

EXPENDITURES		REVENUES-REALIZED		1992 PROPERTY TAX	
GENERAL GOVERNMENT		REVENUES-REALIZED		STATE EQUALIZED TAX RATE	
Governing Body & Public Boards		1992 Property Taxes Collected	16,156,630.87	Local District School Taxes	1.54 9,244,196.00
Municipal Clerk		1992 Payments in Lieu of Taxes		Regional & Consolidated School Tax	
Financial Administration	60,900.00	Delinquent Tax & Lien Collections	353,564.56	School Taxes in Municipal Budget	
Assessment of Taxes	30,197.00	Business Personalty Replacement Taxes	115,096.12	County Taxes	.43 2,555,600.84
Collection of Taxes	73,320.00	Taxes from Public Utilities	544,848.91	County Library Taxes	
Planning, Housing & Development	11,676.00	Other Miscellaneous Tax Revenues		Local Municipal Purpose Taxes	.79 4,720,008.94
Human Resources	152,474.00	State Aid Revenues	1,578,981.84	Veteran & Senior Citizen Taxes	137,400.00
Elections		Federal Aid Revenues		Total Taxes for Rate Computation	2.76 16,657,205.78
General Administration (other)	925,807.00	State and Local Fiscal Assistance Act Utilized		Special District Taxes	
JUDICIARY		State and Local Fiscal Assistance Act Utilized		Bank Corp. Taxes	
Municipal Courts	77,000.00	Sale of Acquired Property		Added and Omitted Taxes	8,054.97
PUBLIC SAFETY		Other Miscellaneous Revenues	468,113.55	Total Taxes Levied - ABSTRACT	16,527,860.75
Fire Protection	176,925.40	Total	19,217,235.85	Total Taxes Billed	16,539,253.21
Police Protection	1,421,034.18	Prior Years Surplus Appropriated	600,000.00	1992 TAXES COLLECTED	16,156,630.87
Civil Defense & Disaster Control	16,200.00	REVENUES TOTAL	19,817,235.85	1992 Taxes Cancelled, Abated or Adjusted	127,153.84
Environmental Inspection & Control	64,565.00	Reserve For Uncollected Taxes	502,000.00	Transfer to Tax Title Liens or Foreclosed	13,238.59
Other Public Safety		CAPITAL OUTLAY TOTAL	831,218.91	Balance Outstanding Dec. 31, 1992	242,229.91
PUBLIC WORKS		Public Enterprises		PRIOR YEARS TAXES OUTSTANDING	
Streets and Drainage	700,980.58	Recreation-Culture	23,139.25	Balance January 1, 1992	330,142.43
Sewers and Sewage Processing	87,650.00	Public Works	551,215.40	Collected in 1992	326,022.45
Garbage and Trash Disposal	1,100,000.00	Buildings and Grounds	253,826.37	Cancelled, Abated or Adjusted 1992	
Public Buildings and Grounds	112,325.00	Library and Education	3,037.89	Transfers to Tax Title Liens or Foreclosed	4,119.98
Other Public Works		Conservation		Balance December 31, 1992	
HEALTH and WELFARE		All Other		TAX TITLE LIENS OUTSTANDING	
Health Services Except Environmental	64,105.00	CAPITAL DEBT AUTHORIZED, DECEMBER 31, 1992		Balance January 1, 1992	41,570.91
Welfare-Public Assistance	8,030.00	ISSUED AND UNISSUED		Transfer From Taxes	17,999.24
Hospital, Clinics, First Aid		School		Redeemed in 1992	27,542.11
Animal, Insect, & Radent Control	11,000.00	Self-Liquidating		Cancelled, Abated or Adjusted (1992)	
Other Welfare Services		Other	6,576,574	Transfers to Foreclosed Property	
RECREATION and CONSERVATION		Total	6,576,574	Balance December 31, 1992	32,028.04
Beaches and Boardwalks		ISSUED AND OUTSTANDING		PROPERTY ACQUIRED BY DEED OR FORECLOSURE	
Parks, Playgrounds, Shade Trees	25,187.30	School		Balance January 1, 1992	163,650.00
Land Reclamation & Conservation		Self-Liquidating		Transfers From Taxes or Liens	
Other Recreational Services	27,800.00	Other		Sale for Cash (1992)	
EDUCATION (excluding schools)		Total	5,587,500.00	Cancelled, Abated or Adjusted (1992)	
Libraries	310,155.00	EQUALIZED VALUATION BASIS FOR NET DEBT COMPUTATION	616,058,987	Balance December 31, 1992	163,650.00
Other Educational Services		REAL PROPERTY VALUATIONS		CURRENT FINANCES DECEMBER 31, 1992	
STATUTORY EXPENDITURES		Code Class # of Parcels % VAL'N ASSESSED VALUATION		ASSETS	
Pensions & F. L. C. A.	428,409.00	1 Vacant Land 40 .17 500,900.00		Cash Dec. 31, 1992	3,944,939.30
Employee Fringe Benefits	604,675.00	2 Residential 3307 77.69 231,913,500.00		Taxes Receivable	242,229.91
Other Statutory Expenditures	8,000.00	3 Farm 25,990,000.00		Tax Title Liens	32,028.04
CETA And Other Public Employment Programs		4a Commercial 178 8.71 7,545,800.00		Foreclosed Property	163,650.00
MUNICIPAL FUNCTIONS TOTAL	6,499,415.46	4b Industrial 25 2.53 32,541,100.00		Emergencies & Other Deferred Charges	
CAPITAL IMPROVEMENTS *MEMO*	100.00	4c Apartments 34 10.91 298,391,300.00		State and Federal Aid Receivable	65,736.59
DEBT SERVICE		Total 3584		Other Receivables	41,775.29
Principal Payments	705,000.00	Land Area 1.30 Sq. Miles		Total	4,490,359.13
Interest Payments	287,047.46	Net Valuation Taxable-Municipal	298,936,677	LIABILITIES, RESERVES, AND SURPLUS	
DEFERRED CHARGES	179.42	Net Valuation Taxable-County	606,604,928	Cash Liabilities	3,121,559.34
SCHOOL, COUNTY, SPECIAL DISTRICT TAXES	11,799,796.84	State Equalized Valuation	598,044,977	Reserves for Receivables	479,683.24
RESERVE FOR UNCOLLECTED TAXES	502,000.00	State Equalization Ratio	49.94	Surplus Dec. 31, 1992	889,116.55
EXPENDITURES TOTAL	19,793,439.18			Total	4,490,359.13

1436

Population 1980 18,878
 Population 1990 20,429
 S & P Rating
 Moody Rating AAA

General Tax Rate Per \$100

4.21
 State Equalized Tax Rate 2.12

ROXBURY TOWNSHIP - MORRIS COUNTY

Form of Government:

Council-Manager Plan F (OMCL 50)

Number of Members on Governing Body - 5

PER CAPITA:

Gross Debt 2,601.52
 Net Debt 726.79
 Debt Service 43.26
 Total Tax Levy 1,448.41
 Municipal Expenditures 666.26

PER CENT:

Gross Debt 3.82
 Net Debt 1.07
 Tax Levy Collected 94.43
 Tax Levy Cancelled, Abated or Adjusted .56

EXPENDITURES		REVENUES-REALIZED		1992 PROPERTY TAX	
GENERAL GOVERNMENT				STATE EQUALIZED TAX RATE	
Governing Body & Public Boards	48,298.00	1992 Property Taxes Collected	27,980,306.96	Local District School Taxes	1.31 18,098,123.47
Municipal Clerk	93,674.00	1992 Payments in Lieu of Taxes		Regional & Consolidated School Tax	
Financial Administration	193,380.00	Delinquent Tax & Lien Collections	1,614,503.51	School Taxes in Municipal Budget	
Assessment of Taxes	85,585.00	Business Personality Replacement Taxes	388,507.00	County Taxes	.30 4,200,333.74
Collection of Taxes	95,083.00	Taxes from Public Utilities	1,301,139.00	County Library Taxes	
Planning, Housing & Development	91,639.00	Other Miscellaneous Tax Revenues		Local Municipal Purpose Taxes	.50 6,914,139.11
Human Resources	128,694.00	State Aid Revenues	1,128,633.64	Veteran & Senior Citizen Taxes	126,900.00
Elections	8,000.00	Federal Aid Revenues		Total Taxes far Rate Computation	2.11 29,339,496.32
General Administration (other)	1,501,957.49	State and Local Fiscal Assistance Act Utilized		Special District Taxes	
JUDICIARY		Sale of Acquired Property		Bank Corp. Taxes	
Municipal Courts	159,755.62	Other Miscellaneous Revenues	1,692,283.48	Added and Omitted Taxes	376,890.21
PUBLIC SAFETY		Total	34,105,373.59	Total Taxes Levied - ABSTRACT	29,589,486.53
Fire Protection	252,043.00	Prior Years Surplus Appropriated	1,400,000.00	Total Taxes Billed	29,632,103.92
Police Protection	1,938,899.37	REVENUES TOTAL	35,505,373.59	1992 TAXES COLLECTED	27,980,306.96
Civil Defense & Disaster Control	5,040.00	Reserve For Uncollected Taxes	1,518,000.00	1992 Taxes Cancelled, Abated or Adjusted	166,753.04
Environmental Inspection & Control	200,945.66	CAPITAL OUTLAY TOTAL	11,345,730.81	Transfer to Tax Title Liens or Foreclosed	88,014.96
Other Public Safety		Public Enterprises	10,362,908.24	Balance Outstanding Dec. 31, 1992	1,397,028.96
PUBLIC WORKS		Recreation-Culture	13.95	PRIOR YEARS TAXES OUTSTANDING	
Streets and Drainage	1,082,193.64	Public Works	522,079.78	Balance January 1, 1992	1,358,662.48
Sewers and Sewage Processing	395,815.00	Buildings and Grounds	460,728.84	Collected in 1992	1,330,467.65
Garbage and Trash Disposal	977,000.00	Library and Education		Cancelled, Abated or Adjusted 1992	10,675.00
Public Buildings and Grounds	154,083.00	Conservation		Transfers to Tax Title Liens or Foreclosed	13,798.61
Other Public Works	119,825.00	All Other		Balance December 31, 1992	3,731.22
HEALTH and WELFARE		CAPITAL DEBT AUTHORIZED, DECEMBER 31, 1992		TAX TITLE LIENS OUTSTANDING	
Health Services Except Environmental	246,015.00	ISSUED AND UNISSUED		Balance January 1, 1992	414,634.73
Welfare-Public Assistance	82,447.00	School	1,612,989	Transfer From Taxes	103,858.77
Hospital, Clinics, First Aid	1,000.00	Self-Liquidating	42,793,977	Redeemed in 1992	284,035.86
Animal, Insect, & Rodent Control	40,000.00	Other	8,739,500	Cancelled, Abated or Adjusted (1992)	
Other Welfare Services		Total	53,146,466	Transfers to Foreclosed Property	
RECREATION and CONSERVATION		ISSUED AND OUTSTANDING		Balance December 31, 1992	234,457.64
Beaches and Boardwalks		School	1,612,989.49	PROPERTY ACQUIRED BY DEED OR FORECLOSURE	
Parks, Playgrounds, Shade Trees	178,319.92	Self-Liquidating	41,469,977.06	Balance January 1, 1992	371,960.00
Land Reclamation & Conservation	178,815.00	Other	8,739,500.00	Transfers From Taxes or Liens	
Other Recreational Services	244,794.00	Total	51,821,466.55	Sale for Cash (1992)	
EDUCATION (excluding schools)		EQUALIZED VALUATION BASIS		Cancelled, Abated or Adjusted (1992)	
Libraries	551,938.00	FOR NET DEBT COMPUTATION	1,390,831,856	Balance December 31, 1992	371,960.00
Other Educational Services		REAL PROPERTY VALUATIONS		CURRENT FINANCES DECEMBER 31, 1992	
STATUTORY EXPENDITURES		Code Class # of Parcels % VAL'N		ASSETS	
Pensions & F. L. C. A.	607,256.79	1 Vacant Land 952 4.11	28,246,100.00	Cash Dec. 31, 1992	3,177,702.37
Employee Fringe Benefits	1,104,993.00	2 Residential 6453 76.06	522,744,600.00	Taxes Receivable	1,400,760.18
Other Statutory Expenditures	100.00	3 Farm 55 .32	2,201,300.00	Tax Title Liens	234,457.64
CETA And Other Public Employment Programs		4a Commercial 330 14.71	101,110,800.00	Foreclosed Property	371,960.00
MUNICIPAL IMPROVEMENTS		4b Industrial 39 4.62	31,778,700.00	Emergencies & Other Deferred Charges	39,654.29
CAPITAL IMPROVEMENTS		4c Apartments 9 .17	1,163,700.00	State and Federal Aid Receivable	169,450.11
DEBT SERVICE		Total 7838	687,245,200.00	Other Receivables	38,472.20
Principal Payments	443,600.00	Land Area 21.46 Sq. Miles		Total	5,432,456.79
Interest Payments	440,154.01	Net Valuation Taxable-Municipal	694,898,188	LIABILITIES, RESERVES, AND SURPLUS	
DEFERRED CHARGES		Net Valuation Taxable-County	1,422,457,858	Cash Liabilities	1,653,436.00
SCHOOL, COUNTY, SPECIAL DISTRICT TAXES	22,298,457.21	State Equalized Valuation	1,372,947,049	Reserves for Receivables	2,045,650.02
RESERVE FOR UNCOLLECTED TAXES	1,518,000.00	State Equalization Ratio	50.34	Surplus Dec. 31, 1992	1,733,370.68
EXPENDITURES TOTAL	35,500,943.50			Total	5,432,456.79

1342

Population 1980 7,623
 Population 1990 6,701
 S & P Rating AA
 Moody Rating AA

General Tax Rate Per \$100. 3.51
 State Equalized Tax Rate 1.74

RUMSON BOROUGH - MONMOUTH CO.
 Form of Government:
Borough Council
 Number of Members on Governing Body - 6

PER CAPITA:
 Gross Debt 1,089.50
 Net Debt 811.47
 Debt Service 175.61
 Total Tax Levy 2,769.56
 Municipal Expenditures 1,214.44

PER CENT:
 Gross Debt .65
 Net Debt .49
 Tax Levy Collected 94.69
 Tax Levy Cancelled, Abated or Adjusted .33

EXPENDITURES		REVENUES-REALIZED		1992 PROPERTY TAX	
GENERAL GOVERNMENT		REVENUES-REALIZED		STATE EQUALIZED TAX RATE	
Governing Body & Public Boards		1992 Property Taxes Collected	17,577,971.06	Local District School Taxes	.46 4,893,797.40
Municipal Clerk		1992 Payments in Lieu of Taxes		Regional & Consolidated School Tax	.41 4,334,493.90
Financial Administration	51,000.00	Delinquent Tax & Lien Collections	798,096.46	School Taxes in Municipal Budget	
Assessment of Taxes	57,180.00	Business Personalty Replacement Taxes	28,282.12	County Taxes	.45 * 4,791,636.91
Collection of Taxes	84,932.77	Taxes from Public Utilities	584,627.00	County Library Taxes	.02 184,311.86
Planning, Housing & Development	43,644.22	Other Miscellaneous Tax Revenues		Local Municipal Purpose Taxes	.40 4,245,293.25
Human Resources	44,246.00	State Aid Revenues	407,277.00	Veteran & Senior Citizen Taxes	47,900.00
Elections		Federal Aid Revenues		Total Taxes for Rate Computation	1.74 18,497,433.32
General Administration (other)	371,218.43	State and Local Fiscal Assistance Act Utilized		Special District Taxes	
JUDICIARY		Sale of Acquired Property		Bank Corp. Taxes	
Municipal Courts	64,176.00	Other Miscellaneous Revenues	1,291,179.52	Added and Omitted Taxes	109,307.32
PUBLIC SAFETY		Total	20,687,433.16	Total Taxes Levied - ABSTRACT	18,558,840.64
Fire Protection	139,751.24	Prior Years Surplus Appropriated	1,025,714.00	Total Taxes Billed	18,563,438.82
Police Protection	1,073,379.53	REVENUES TOTAL	21,713,147.16	1992 TAXES COLLECTED	17,577,971.06
Civil Defense & Disaster Control	2,000.00	Reserve For Uncollected Taxes	1,368,056.29	1992 Taxes Cancelled, Abated or Adjusted	61,279.45
Environmental Inspection & Control	108,292.92	CAPITAL OUTLAY TOTAL	284,919.12	Transfer to Tax Title Liens or Foreclosed	
Other Public Safety		Public Enterprises		Balance Outstanding Dec. 31, 1992	924,188.31
PUBLIC WORKS		Recreation-Culture		PRIOR YEARS TAXES OUTSTANDING	
Streets and Drainage	986,077.76	Public Works	121,260.42	Balance January 1, 1992	1,259,748.06
Sewers and Sewage Processing	1,355,690.21	Buildings and Grounds	163,558.70	Collected in 1992	798,096.46
Garbage and Trash Disposal	198,955.00	Library and Education		Cancelled, Abated or Adjusted 1992	
Public Buildings and Grounds	45,656.00	Conservation		Transfers to Tax Title Liens or Foreclosed	
Other Public Works	100,000.00	All Other		Balance December 31, 1992	461,651.60
HEALTH and WELFARE		CAPITAL DEBT AUTHORIZED, DECEMBER 31, 1992		TAX TITLE LIENS OUTSTANDING	
Health Services Except Environmental	16,390.00	ISSUED AND UNISSUED		Balance January 1, 1992	
Welfare-Public Assistance	300.00	School	1,736,116	Transfer From Taxes	
Hospital, Clinics, First Aid		Self-Liquidating		Redeemed in 1992	
Animal, Insect, & Rodent Control	24,825.00	Other	5,564,631	Cancelled, Abated or Adjusted (1992)	
Other Welfare Services		Total	7,300,747	Transfers to Foreclosed Property	
RECREATION and CONSERVATION		ISSUED AND OUTSTANDING		Balance December 31, 1992	
Beaches and Boardwalks		School	92,000.00	PROPERTY ACQUIRED BY DEED OR	
Parks, Playgrounds, Shade Trees	69,975.00	Self-Liquidating		FORECLOSURE	
Land Reclamation & Conservation	200.00	Other	5,163,982.00	Balance January 1, 1992	5,800.00
Other Recreational Services	40,739.84	Total	5,255,982.00	Transfers From Taxes or Liens	
EDUCATION (excluding schools)		EQUALIZED VALUATION BASIS		Sale for Cash (1992)	
Libraries	38,000.00	FOR NET DEBT COMPUTATION	1,117,507,417	Cancelled, Abated or Adjusted (1992)	
Other Educational Services		REAL PROPERTY VALUATIONS		Balance December 31, 1992	5,800.00
STATUTORY EXPENDITURES		Code Class # of Parcels % VAL'N		CURRENT FINANCES DECEMBER 31, 1992	
Pensions & F.L.C.A.	316,089.01			ASSETS	
Employee Fringe Benefits	325,679.50	1 Vacant Land 76 1.06	5,547,800.00	Cash Dec. 31, 1992	7,593,159.32
Other Statutory Expenditures		2 Residential 2400 93.82	493,111,100.00	Taxes Receivable	1,385,839.91
CETA And Other Public Employment Programs		3 Farm		Tax Title Liens	
MUNICIPAL FUNCTIONS TOTAL	5,558,398.43	4a Commercial 71 4.55	23,896,450.00	Foreclosed Property	5,800.00
CAPITAL IMPROVEMENTS *ME 10*	1,500.00	4b Industrial		Emergencies & Other Deferred Charges	241,228.47
DEBT SERVICE		4c Apartments 6 .58	3,029,100.00	State and Federal Aid Receivable	1,964.39
Principal Payments	834,953.00	Total 2553	525,584,450.00	Other Receivables	160,216.01
Interest Payments	341,731.93	Land Area 5.20 Sq. Miles		Total	9,388,208.09
DEFERRED CHARGES	34,743.65	Net Valuation Taxable-Municipal	525,358,590	LIABILITIES, RESERVES, AND SURPLUS	
SCHOOL, COUNTY, SPECIAL DISTRICT TAXES	14,204,240.07	Net Valuation Taxable-County	1,106,400,774	Cash Liabilities	2,537,839.83
RESERVE FOR UNCOLLECTED TAXES	1,368,056.29	State Equalized Valuation	1,060,206,603	Reserves for Receivables	1,551,855.92
EXPENDITURES TOTAL	22,342,173.37	State Equalization Ratio	42.61	Surplus Dec. 31, 1992	5,298,512.34

*Includes County Health Service Taxes, County Vocational School Taxes, or County Open Space Tax. See Table 13.

0430
 Population 1980 9,461
 Population 1990 9,042
 S & P Rating
 Moody Rating 3AA1

General Tax Rate Per \$100. 2.64
 State Equalized Tax Rate 2.78

RUNNEMEDE BOROUGH - CAMDEN CO.
 Form of Government:
Borough Council
 Number of Members on Governing Body - 6

PER CAPITA:
 Grass Debt 746.74
 Net Debt 182.05
 Debt Service 25.27
 Total Tax Levy 950.67
 Municipal Expenditures 419.03

PER CENT:
 Gross Debt 2.24
 Net Debt .55
 Tax Levy Collected 93.71
 Tax Levy Cancelled, Abated or Adjusted .14

EXPENDITURES	REVENUES-REALIZED	1992 PROPERTY TAX	
GENERAL GOVERNMENT		STATE EQUALIZED TAX RATE	
Governing Body & Public Boards 27,426.93	1992 Property Taxes Collected 8,062,975.43	Local District School Taxes 1.04	3,195,605.00
Municipal Clerk	1992 Payments in Lieu of Taxes	Regional & Consolidated School Tax .35	1,065,384.65
Financial Administration 40,425.82	Delinquent Tax & Lien Collections 325,453.81	School Taxes in Municipal Budget .80	2,454,008.99
Assessment of Taxes 14,485.30	Business Personalty Replacement Taxes 69,972.08	County Library Taxes	
Collection of Taxes 68,896.18	Taxes from Public Utilities 525,172.00	Local Municipal Purpose Taxes .59	1,817,000.00
Planning, Housing & Development 14,877.63	Other Miscellaneous Tax Revenues	Veteran & Senior Citizen Taxes	159,650.00
Human Resources 65,271.36	State Aid Revenues 552,503.61	Total Taxes for Rate Computation 2.78	8,691,648.64
Elections 6,391.35	Federal Aid Revenues	Special District Taxes	
General Administration (other) 298,700.47	State and Local Fiscal Assistance Act Utilized	Bank Corp. Taxes	
JUDICIARY	Sale of Acquired Property	Added and Omitted Taxes	63,953.52
Municipal Courts 44,793.00	Other Miscellaneous Revenues	Total Taxes Levied - ABSTRACT	8,595,952.16
PUBLIC SAFETY	Total 9,848,095.13	Total Taxes Billed	8,603,948.42
Fire Protection 114,286.43	Prior Years Surplus Appropriated 450,000.00	1992 TAXES COLLECTED	8,062,975.43
Police Protection 601,289.98	REVENUES TOTAL 10,298,095.13	1992 Taxes Cancelled, Abated or Adjusted	12,440.82
Civil Defense & Disaster Control	Reserve For Uncollected Taxes 568,529.13	Transfer to Tax Title Liens or Foreclosed	
Environmental Inspection & Control	CAPITAL OUTLAY TOTAL 468,031.03	Balance Outstanding Dec. 31, 1992	528,532.17
Other Public Safety	Public Enterprises	PRIOR YEARS TAXES OUTSTANDING	
PUBLIC WORKS	Recreation-Culture 250,225.00	Balance January 1, 1992	331,108.11
Streets and Drainage 234,870.34	Public Works 54,306.03	Collected in 1992	320,452.48
Sewers and Sewage Processing	Buildings and Grounds 163,500.00	Cancelled, Abated or Adjusted 1992	5,873.46
Garbage and Trash Disposal 695,800.00	Library and Education	Transfers to Tax Title Liens or Foreclosed	
Public Buildings and Grounds	Conservation	Balance December 31, 1992	4,782.17
Other Public Works	All Other	TAX TITLE LIENS OUTSTANDING	
HEALTH and WELFARE	CAPITAL DEBT AUTHORIZED, DECEMBER 31, 1992	Balance January 1, 1992	67,478.29
Health Services Except Environmental	ISSUED AND UNISSUED	Transfer From Taxes	
Welfare-Public Assistance 6,937.24	School 1,105,953	Redeemed in 1992	5,001.33
Hospital, Clinics, First Aid	Self-Liquidating	Cancelled, Abated or Adjusted (1992)	
Animal, Insect, & Rodent Control	Other 5,646,051	Transfers to Foreclosed Property	
Other Welfare Services	Total 6,752,004	Balance December 31, 1992	62,476.96
RECREATION and CONSERVATION	ISSUED AND OUTSTANDING	PROPERTY ACQUIRED BY DEED OR FORECLOSURE	
Beaches and Boardwalks	School 148,150.98	Balance January 1, 1992	23,817.50
Parks, Playgrounds, Shade Trees	Self-Liquidating	Transfers From Taxes or Liens	
Land Reclamation & Conservation 14,828.58	Other 6,352,000.00	Sale for Cash (1992)	
Other Recreational Services 41,781.75	Total 6,500,150.98	Cancelled, Abated or Adjusted (1992)	
EDUCATION (excluding schools)	EQUALIZED VALUATION BASIS	Balance December 31, 1992	23,817.50
Libraries 84,800.00	FOR NET DEBT COMPUTATION	CURRENT FINANCES DECEMBER 31, 1992	
Other Educational Services	REAL PROPERTY VALUATIONS	ASSETS	
STATUTORY EXPENDITURES	Code Class # of Parcels % VAL'N	Cash Dec. 31, 1992	2,766,256.83
Pensions & F. L. C. A. 116,105.35	1 Vacant Land 103 1.34	Taxes Receivable	533,314.34
Employee Fringe Benefits 200,000.00	2 Residential 2478 75.65	Tax Title Liens	62,476.96
Other Statutory Expenditures	3 Farm	Foreclosed Property	23,817.50
CETA And Other Public Employment Programs	4a Commercial 173 12.23	Emergencies & Other Deferred Charges	1,021,225.65
MUNICIPAL FUNCTIONS TOTAL 2,720,948.66	4b Industrial 12 2.95	State and Federal Aid Receivable	13,703.00
CAPITAL IMPROVEMENTS *MEMO* 27,000.00	4c Apartments 20 7.83	Other Receivables	402,884.89
DEBT SERVICE	Total 2786	Total	4,823,679.16
Principal Payments 75,000.00	Land Area 2.00 Sq. Miles	LIABILITIES, RESERVES, AND SURPLUS	
Interest Payments 153,457.45	Net Valuation Taxable-Municipal 323,607,187	Cash Liabilities	3,334,055.27
DEFERRED CHARGES 270,924.84	Net Valuation Taxable-County 305,086,724	Reserves for Receivables	1,022,493.68
SCHOOL, COUNTY, SPECIAL DISTRICT TAXES 6,714,998.64	State Equalized Valuation 307,288,813	Surplus Dec. 31, 1992	467,130.21
RESERVE FOR UNCOLLECTED TAXES 568,529.13	State Equalization Ratio 105.37	Total	4,823,679.16
EXPENDITURES TOTAL 10,503,853.72			

0256
 Population 1980 19,068
 Population 1990 17,790
 S & P Rating
 Moody Rating AAA

General Tax Rate Per \$100. 2.21
 State Equalized Tax Rate 2.17

RUTHERFORD BOROUGH - BERGEN CO.

Form of Government:
 Borough Council

Number of Members on Governing Body - 6

PER CAPITA:
 Gross Debt 553.25
 Net Debt 369.44
 Debt Service 57.69
 Total Tax Levy 1,582.72
 Municipal Expenditures 891.12

PER CENT:
 Gross Debt .75
 Net Debt .50
 Tax Levy Collected 96.48
 Tax Levy Cancelled, Abated or Adjusted .71

EXPENDITURES		REVENUES-REALIZED		1992 PROPERTY TAX		
GENERAL GOVERNMENT		REVENUES-REALIZED		STATE EQUALIZED TAX RATE		
Governing Body & Public Boards		1992 Property Taxes Collected	27,193,235.36	Local District School Taxes	1.07 13,900,298.00	
Municipal Clerk		1992 Payments in Lieu of Taxes	14,264.10	Regional & Consolidated School Tax		
Financial Administration	32,800.00	Delinquent Tax & Lien Collections	648,512.05	School Taxes in Municipal Budget		
Assessment of Taxes	82,535.00	Business Personalty Replacement Taxes	157,259.64	County Taxes	.26 3,410,278.58	
Collection of Taxes	151,387.00	Taxes from Public Utilities	886,297.61	County Library Taxes		
Planning, Housing & Development	134,500.00	Other Miscellaneous Tax Revenues	49,852.00	Local Municipal Purpose Taxes	.83 10,816,325.00	
Human Resources	69,207.00	State Aid Revenues	1,923,545.97	Veteran & Senior Citizen Taxes	160,550.00	
Elections		Federal Aid Revenues		Total Taxes for Rate Computation	2.16 28,287,451.58	
General Administration (other)	1,276,071.00	State and Local Fiscal Assistance Act Utilized		Special District Taxes		
JUDICIARY		State and Local Fiscal Assistance Act Utilized		Bank Corp. Taxes		
Municipal Courts	142,858.00	Sale of Acquired Property		Added and Omitted Taxes		
PUBLIC SAFETY		Other Miscellaneous Revenues	1,263,358.03	Total Taxes Levied - ABSTRACT	28,156,640.83	
Fire Protection	329,671.00	Total	32,135,324.76	Total Taxes Billed	28,156,178.84	
Police Protection	3,036,830.00	Prior Years Surplus Appropriated	486,000.00	1992 TAXES COLLECTED	27,193,235.36	
Civil Defense & Disaster Control	1,730.00	REVENUES TOTAL	32,621,324.76	1992 Taxes Cancelled, Abated or Adjusted	201,298.96	
Environmental Inspection & Control	115,000.00	Reserve For Uncollected Taxes	1,719,800.00	Transfer to Tax Title Liens or Foreclosed	4,815.59	
Other Public Safety		CAPITAL OUTLAY	TOTAL	Balance Outstanding Dec. 31, 1992	786,828.93	
PUBLIC WORKS			929,804.94	PRIOR YEARS TAXES OUTSTANDING		
Streets and Drainage	960,500.00	Public Enterprises		Balance January 1, 1992	686,310.06	
Sewers and Sewage Processing	1,310,744.00	Recreation—Culture	3,445.00	Collected in 1992	645,866.90	
Garbage and Trash Disposal	1,729,820.00	Public Works	627,904.86	Cancelled, Abated or Adjusted 1992	16,111.96	
Public Buildings and Grounds	222,150.00	Buildings and Grounds	298,455.08	Transfers to Tax Title Liens or Foreclosed		
Other Public Works	87,000.00	Library and Education		Balance December 31, 1992	24,331.20	
HEALTH and WELFARE		Conservation		TAX TITLE LIENS OUTSTANDING		
Health Services Except Environmental	245,539.00	All Other		Balance January 1, 1992	27,959.00	
Welfare—Public Assistance	28,296.00	CAPITAL DEBT AUTHORIZED, DECEMBER 31, 1992		Transfer From Taxes	4,815.59	
Hospital, Clinics, First Aid		ISSUED AND UNISSUED	GROSS DEBT	Redeemed in 1992	2,645.15	
Animal, Insect, & Rodent Control		School	3,270,000	Cancelled, Abated or Adjusted (1992)	5,964.91	
Other Welfare Services		Self-Liquidating		Transfers to Foreclosed Property		
RECREATION and CONSERVATION		Other	6,572,292	Balance December 31, 1992	24,164.53	
Beaches and Boardwalks		Total	9,842,292	PROPERTY ACQUIRED BY DEED OR FORECLOSURE		
Parks, Playgrounds, Shade Trees	408,448.00	ISSUED AND OUTSTANDING		Balance January 1, 1992	10,925.00	
Land Reclamation & Conservation	99,156.00	School	3,270,000.00	Transfers From Taxes or Liens		
Other Recreational Services	347,722.00	Self-Liquidating		Sale for Cash (1992)		
EDUCATION (excluding schools)		Other	6,572,292.00	Cancelled, Abated or Adjusted (1992)		
Libraries	526,305.00	Total	9,842,292.00	Balance December 31, 1992	10,925.00	
Other Educational Services	7,000.00	EQUALIZED VALUATION BASIS		CURRENT FINANCES DECEMBER 31, 1992		
STATUTORY EXPENDITURES		FOR NET DEBT COMPUTATION	1,307,098.207	ASSETS		
Pensions & F. L. C. A.	568,376.00	REAL PROPERTY VALUATIONS		Cash Dec. 31, 1992	3,972,609.61	
Employee Fringe Benefits	1,037,835.00	Code	Class	# of Parcels	% VAL'N	ASSESSED VALUATION
Other Statutory Expenditures		1	Vacant Land	120	1.44	18,071,800.00
CETA And Other Public Employment Programs		2	Residential	4944	73.83	925,565,050.00
MUNICIPAL FUNCTIONS	TOTAL	3	Farm			194,023,400.00
CAPITAL IMPROVEMENTS	*MEMO*	4a	Commercial	238	15.48	54,999,500.00
DEBT SERVICE		4b	Industrial	26	4.39	60,975,400.00
Principal Payments	605,596.49	4c	Apartments	32	4.86	1,253,635,150.00
Interest Payments	420,696.30	Total	5360			
DEFERRED CHARGES		Land Area	2.60	Sq. Miles		
SCHOOL, COUNTY, SPECIAL DISTRICT TAXES	17,310,576.58	Net Valuation Taxable-Municipal				1,274,044,376
RESERVE FOR UNCOLLECTED TAXES	1,719,800.00	Net Valuation Taxable-County				1,319,631,549
EXPENDITURES	TOTAL	State Equalized Valuation				1,296,503,638
	33,163,636.37	State Equalization Ratio				94.24

0257
 Population 1980 14,084
 Population 1990 13,296
 S & P Rating
 Moody Rating A1

General Tax Rate Per \$100. 1.68
 State Equalized Tax Rate 1.60

SADDLE BROOK TWP. - BERGEN CO.
 Form of Government:
 Mayor-Council Plan B (OMCL 50)
 Number of Members on Governing Body - 7

PER CAPITA:
 Gross Debt 715.09
 Net Debt 697.19
 Debt Service 53.16
 Total Tax Levy 1,622.87
 Municipal Expenditures 826.76

PER CENT:
 Gross Debt .79
 Net Debt .68
 Tax Levy Collected 87.99
 Tax Levy Cancelled, Abated or Adjusted 8.79

EXPENDITURES		REVENUES-REALIZED		1992 PROPERTY TAX	
GENERAL GOVERNMENT		REVENUES		STATE EQUALIZED TAX RATE	
Governing Body & Public Boards	29,470.00	1992 Property Taxes Collected	19,064,280.00	Local District School Taxes	.78 10,594,103.50
Municipal Clerk	83,092.00	1992 Payments in Lieu of Taxes		Regional & Consolidated School Tax	
Financial Administration	219,196.00	Delinquent Tax & Lien Collections	572,662.00	School Taxes in Municipal Budget	
Assessment of Taxes	25,274.00	Business Personality Replacement Taxes	362,887.00	County Taxes	.25 3,424,399.13
Collection of Taxes	64,492.00	Taxes from Public Utilities	1,013,118.00	County Library Taxes	
Planning, Housing & Development	12,833.00	Other Miscellaneous Tax Revenues	19,790.00	Local Municipal Purpose Taxes	.56 7,548,475.00
Human Resources	139,743.00	State Aid Revenues	418,537.00	Veteran & Senior Citizen Taxes	193,900.00
Elections	8,685.00	Federal Aid Revenues		Total Taxes for Rate Computation	1.59 21,760,877.63
General Administration (other)	523,530.00	State and Local Fiscal Assistance Act Utilized		Special District Taxes	
JUDICIARY		Sale of Acquired Property		Bank Corp. Taxes	
Municipal Courts	144,284.00	Other Miscellaneous Revenues	853,914.00	Added and Omitted Taxes	10,710.00
PUBLIC SAFETY		Total	22,305,188.00	Total Taxes Levied - ABSTRACT	21,577,687.63
Fire Protection	181,390.00	Prior Years Surplus Appropriated	410,000.00	Total Taxes Billed	21,667,659.00
Police Protection	2,147,083.00	REVENUES TOTAL	22,715,188.00	1992 TAXES COLLECTED	19,064,280.00
Civil Defense & Disaster Control	11,890.00	Reserve For Uncollected Taxes	2,554,301.00	1992 Taxes Cancelled, Abated or Adjusted	1,904,516.00
Environmental Inspection & Control	71,443.00	CAPITAL OUTLAY TOTAL	3,252,242.00	Transfer to Tax Title Liens or Foreclosed	19,382.00
Other Public Safety		Public Enterprises	13,894.00	Balance Outstanding Dec. 31, 1992	679,481.00
PUBLIC WORKS		Recreation-Culture	56,350.00	PRIOR YEARS TAXES OUTSTANDING	
Streets and Drainage	495,028.00	Public Works	155,900.00	Balance January 1, 1992	599,511.00
Sewers and Sewage Processing	569,907.00	Buildings and Grounds	3,000,977.00	Collected in 1992	572,662.00
Garbage and Trash Disposal	1,047,567.00	Library and Education	25,121.00	Cancelled, Abated or Adjusted 1992	
Public Buildings and Grounds	43,306.00	Conservation		Transfers to Tax Title Liens or Foreclosed	
Other Public Works	30,000.00	All Other		Balance December 31, 1992	26,849.00
HEALTH and WELFARE		CAPITAL DEBT AUTHORIZED, DECEMBER 31, 1992		TAX TITLE LIENS OUTSTANDING	
Health Services Except Environmental	34,720.00	ISSUED AND UNISSUED		Balance January 1, 1992	44,237.00
Welfare-Public Assistance	3,372.30	School		Transfer From Taxes	19,382.00
Hospital, Clinics, First Aid		Self-Liquidating	238,050	Redeemed in 1992	
Animal, Insect, & Rodent Control	15,800.00	Other	9,269,841	Cancelled, Abated or Adjusted (1992)	
Other Welfare Services		Total	9,507,891	Transfers to Foreclosed Property	
RECREATION and CONSERVATION		ISSUED AND OUTSTANDING		Balance December 31, 1992	63,619.00
Beaches and Boardwalks		School		PROPERTY ACQUIRED BY DEED OR FORECLOSURE	
Parks, Playgrounds, Shade Trees		Self-Liquidating		Balance January 1, 1992	163,649.00
Land Reclamation & Conservation	189,637.00	Other	8,270,550.00	Transfers From Taxes or Liens	
Other Recreational Services	98,238.00	Total	8,270,550.00	Sale for Cash (1992)	
EDUCATION (excluding schools)		EQUALIZED VALUATION BASIS		Cancelled, Abated or Adjusted (1992)	
Libraries	362,643.00	FOR NET DEBT COMPUTATION	1,366,057,292	Balance December 31, 1992	163,649.00
Other Educational Services		REAL PROPERTY VALUATIONS		CURRENT FINANCES DECEMBER 31, 1992	
STATUTORY EXPENDITURES		Code Class # of Parcels % VAL'N	ASSESSED VALUATION	ASSETS	
Pensions & F. L. C. A.	427,818.00	1 Vacant Land 88 1.16	14,943,100.00	Cash Dec. 31, 1992	2,825,795.00
Employee Fringe Benefits	635,928.00	2 Residential 3960 55.24	710,700,600.00	Taxes Receivable	706,330.00
Other Statutory Expenditures	34,500.00	3 Farm		Tax Title Liens	63,619.00
CETA And Other Public Employment Programs		4a Commercial 126 21.05	270,808,300.00	Foreclosed Property	163,649.00
MUNICIPAL FUNCTIONS TOTAL	7,650,949.30	4b Industrial 86 20.10	258,589,200.00	Emergencies & Other Deferred Charges	140,500.00
CAPITAL IMPROVEMENTS *MEMO*		4c Apartments 6 2.45	31,577,600.00	State and Federal Aid Receivable	33,101.00
DEBT SERVICE		Total	1,236,617,800.00	Other Receivables	14,834.00
Principal Payments	375,000.00	Land Area 2.70 Sq. Miles		Total	3,947,828.00
Interest Payments	331,760.00	Net Valuation Taxable-Municipal	1,289,104,104	LIABILITIES, RESERVES, AND SURPLUS	
DEFERRED CHARGES	80,630.00	Net Valuation Taxable-County	1,350,662,119	Cash Liabilities	2,280,554.00
SCHOOL, COUNTY, SPECIAL DISTRICT TAXES	14,018,502.63	State Equalized Valuation	1,351,193,990	Reserves for Receivables	912,765.00
RESERVE FOR UNCOLLECTED TAXES	2,554,301.00	State Equalization Ratio	95.40	Surplus Dec. 31, 1992	754,509.00
EXPENDITURES TOTAL	25,011,142.93			Total	3,947,828.00

0258

Population 1980 2,763
 Population 1990 2,950
 S & P Rating
 Moody Rating

General Tax Rate Per \$100 .75
 State Equalized Tax Rate .77

SADDLE RIVER BOROUGH - BERGEN CO.

Form of Government:

Borough Council

Number of Members on Governing Body - 6

PER CAPITA:

Gross Debt 342.37
 Net Debt 342.37
 Debt Service 226.03
 Total Tax Levy 2,767.00
 Municipal Expenditures 1,518.28

PER CENT:

Gross Debt .09
 Net Debt .09
 Tax Levy Collected 94.82
 Tax Levy Cancelled, Abated or Adjusted .11

EXPENDITURES	REVENUES-REALIZED	1992 PROPERTY TAX
GENERAL GOVERNMENT		STATE EQUALIZED TAX RATE .27
Governing Body & Public Boards	1992 Property Taxes Collected 7,761,192.51	Local District School Taxes 2,813,869.45
Municipal Clerk	1992 Payments in Lieu of Taxes	Regional & Consolidated School Tax
Financial Administration 61,700.00	Delinquent Tax & Lien Collections 596,813.88	School Taxes in Municipal Budget
Assessment of Taxes 30,000.00	Business Personalty Replacement Taxes 4,954.92	County Taxes .27 2,824,995.56
Collection of Taxes 30,200.00	Taxes from Public Utilities 379,033.00	County Library Taxes
Planning, Housing & Development 47,000.00	Other Miscellaneous Tax Revenues	Local Municipal Purpose Taxes .24 2,479,353.49
Human Resources 49,072.00	State Aid Revenues 80,370.29	Veteran & Senior Citizen Taxes 8,900.00
Elections	Federal Aid Revenues	Total Taxes for Rate Computation .78 8,127,118.51
General Administration (other) 375,650.00	State and Local Fiscal Assistance Act Utilized	Special District Taxes
JUDICIARY	Sole of Acquired Property	Bank Corp. Taxes
Municipal Courts 64,089.75	Other Miscellaneous Revenues	Added and Omitted Taxes 44,438.22
PUBLIC SAFETY	Total 9,419,377.07	Total Taxes Levied - ABSTRACT 8,162,656.73
Fire Protection 53,100.00	Prior Years Surplus Appropriated 1,000,000.00	Total Taxes Billed 8,185,082.05
Police Protection 983,600.00	REVENUES TOTAL 10,419,377.07	1992 TAXES COLLECTED 7,761,192.51
Civil Defense & Disaster Control 1,000.00	Reserve For Uncollected Taxes 700,805.41	1992 Taxes Cancelled, Abated or Adjusted 8,627.25
Environmental Inspection & Control 120,000.00	CAPITAL OUTLAY TOTAL 669,542.18	Transfer to Tax Title Liens or Foreclosed
Other Public Safety	Public Enterprises	Balance Outstanding Dec. 31, 1992 415,262.29
PUBLIC WORKS	Recreation-Culture	PRIOR YEARS TAXES OUTSTANDING
Streets and Drainage 197,000.00	Public Works 101,102.91	Balance January 1, 1992 596,839.08
Sewers and Sewage Processing 11,000.00	Buildings and Grounds 568,439.27	Collected in 1992 596,813.88
Garbage and Trash Disposal 461,500.00	Library and Education	Cancelled, Abated or Adjusted 1992
Public Buildings and Grounds 134,500.00	Conservation	Transfers to Tax Title Liens or Foreclosed
Other Public Works 16,000.00	All Other	Balance December 31, 1992 25.20
HEALTH and WELFARE	CAPITAL DEBT AUTHORIZED, DECEMBER 31, 1992	TAX TITLE LIENS OUTSTANDING
Health Services Except Environmental	ISSUED AND UNISSUED GROSS DEBT NET DEBT	Balance January 1, 1992 53,049.17
Welfare-Public Assistance 500.00	School	Transfer From Taxes
Hospital, Clinics, First Aid 4,500.00	Self-Liquidating	Redeemed in 1992
Animal, Insect, & Rodent Control	Other 1,010,000 1,010,000	Cancelled, Abated or Adjusted (1992)
Other Welfare Services	Total 1,010,000 1,010,000	Transfers to Foreclosed Property
RECREATION and CONSERVATION	ISSUED AND OUTSTANDING	Balance December 31, 1992 53,049.17
Beaches and Boardwalks	School	PROPERTY ACQUIRED BY DEED OR FORECLOSURE
Parks, Playgrounds, Shade Trees 11,922.00	Self-Liquidating	Balance January 1, 1992
Land Reclamation & Conservation 19,547.29	Other 980,000.00 980,000.00	Transfers From Taxes or Liens
Other Recreational Services 1,500.00	Total	Sale for Cash (1992)
EDUCATION (excluding schools)	EQUALIZED VALUATION BASIS FOR NET DEBT COMPUTATION 1,080,377,288	Cancelled, Abated or Adjusted (1992)
Libraries	REAL PROPERTY VALUATIONS	Balance December 31, 1992
Other Educational Services	Code Class # of Parcels % VALN ASSESSED VALUATION	CURRENT FINANCES DECEMBER 31, 1992 ASSETS
STATUTORY EXPENDITURES	1 Vacant Land 161 6.04 65,479,700.00	Cash Dec. 31, 1992 2,727,962.56
Pensions & F. L. C. A. 229,350.00	2 Residential 1079 92.45 1,002,277,250.00	Taxes Receivable 415,287.49
Employee Fringe Benefits 160,000.00	3 Farm 19 .37 4,090,000.00	Tax Title Liens 53,049.17
Other Statutory Expenditures	4a Commercial 15 1.13 12,244,100.00	Foreclosed Property
CETA And Other Public Employment Programs	4b Industrial	Emergencies & Other Deferred Charges 42,600.00
MUNICIPAL FUNCTIONS TOTAL 3,090,031.04	4c Apartments	State and Federal Aid Receivable
CAPITAL IMPROVEMENTS *MEMO* 70,000.00	Total 1274 1,084,091,050.00	Other Receivables 191,791.95
DEBT SERVICE	Land Area 4.90 Sq. Miles	Total 3,430,691.18
Principal Payments 559,050.00	Net Valuation Taxable-Municipal 1,085,419,176	LIABILITIES, RESERVES, AND SURPLUS
Interest Payments 107,727.53	Net Valuation Taxable-County 1,089,617,448	Cash Liabilities 1,103,927.69
DEFERRED CHARGES 21,300.00	State Equalized Valuation 1,054,968,956	Reserves for Receivables 660,128.62
SCHOOL, COUNTY, SPECIAL DISTRICT TAXES 5,639,865.02	State Equalization Ratio 102.89	Surplus Dec. 31, 1992 1,666,634.37
RESERVE FOR UNCOLLECTED TAXES 700,805.41		Total 3,430,691.18
EXPENDITURES TOTAL 20,117,779.00		

1712

Population 1980 6,959
 Population 1990 6,883
 S & P Rating
 Moody Rating 3AA1

General Tax Rate Per \$100. 2.99
 State Equalized Tax Rate 2.87

SALEM CITY - SALEM COUNTY
 Form of Government:
 Special Charter (P.L. 1858 c. 65)
 Number of Members on Governing Body - 9

PER CAPITA:
 Gross Debt 1,373.16
 Net Debt 167.13
 Debt Service 72.78
 Total Tax Levy 550.64
 Municipal Expenditures 615.45
 PER CENT:
 Gross Debt 8.16
 Net Debt .99
 Tax Levy Collected 85.56
 Tax Levy Cancelled, Abated or Adjusted .62

EXPENDITURES		REVENUES-REALIZED		1992 PROPERTY TAX		
GENERAL GOVERNMENT		REVENUES-REALIZED		STATE EQUALIZED TAX RATE		
Governing Body & Public Boards		1992 Property Taxes Collected	3,242,721.80	Local District School Taxes	1.23 1,630,854.00	
Municipal Clerk		1992 Payments in Lieu of Taxes		Regional & Consolidated School Tax		
Financial Administration	134,745.07	Delinquent Tax & Lien Collections	377,353.93	School Taxes in Municipal Budget	.05 65,674.24	
Assessment of Taxes	40,654.12	Business Personalty Replacement Taxes	237,464.80	County Taxes	.75 994,902.15	
Collection of Taxes	40,909.14	Taxes from Public Utilities	437,793.00	County Library Taxes		
Planning, Housing & Development	8,064.41	Other Miscellaneous Tax Revenues		Local Municipal Purpose Taxes	.83 1,092,954.85	
Human Resources	193,561.74	State Aid Revenues	1,732,747.97	Veteran & Senior Citizen Taxes	61,400.00	
Elections		Federal Aid Revenues		Total Taxes for Rate Computation	2.86 3,845,785.24	
General Administration (other)	424,547.26	State and Local Fiscal Assistance Act Utilized		Special District Taxes		
JUDICIARY		Sale of Acquired Property		Bank Corp. Taxes		
Municipal Courts	115,115.00	Other Miscellaneous Revenues		Added and Omitted Taxes	5,662.15	
PUBLIC SAFETY		Total	5,335,493.49	Total Taxes Levied - ABSTRACT	3,790,047.39	
Fire Protection	77,188.16	Prior Years Surplus Appropriated	189,559.00	Total Taxes Billed	3,790,047.39	
Police Protection	937,589.73	REVENUES TOTAL	6,525,052.49	1992 TAXES COLLECTED	3,242,721.80	
Civil Defense & Disaster Control	4,900.09	Reserve For Uncollected Taxes	526,033.93	1992 Taxes Cancelled, Abated or Adjusted	23,606.85	
Environmental Inspection & Control	46,015.48	CAPITAL OUTLAY TOTAL	633,404.78	Transfer to Tax Title Liens or Foreclosed	162,620.11	
Other Public Safety		Public Enterprises	464,131.84	Balance Outstanding Dec. 31, 1992	361,100.63	
PUBLIC WORKS		Recreation--Culture		PRIOR YEARS TAXES OUTSTANDING		
Streets and Drainage	349,941.51	Public Works	95,925.09	Balance January 1, 1992	305,293.39	
Sewers and Sewage Processing		Buildings and Grounds	73,347.95	Collected in 1992	292,176.76	
Garbage and Trash Disposal	254,200.00	Library and Education		Cancelled, Abated or Adjusted 1992	6.60	
Public Buildings and Grounds	23,744.71	Conservation		Transfers to Tax Title Liens or Foreclosed	23,110.03	
Other Public Works		All Other		Balance December 31, 1992		
HEALTH and WELFARE		CAPITAL DEBT AUTHORIZED, DECEMBER 31, 1992		TAX TITLE LIENS OUTSTANDING		
Health Services Except Environmental	267.26	ISSUED AND UNISSUED		Balance January 1, 1992	259,453.09	
Welfare-Public Assistance	9,142.54	School	1,314,000	Transfer From Taxes	190,050.05	
Hospital, Clinics, First Aid		Self-Liquidating	6,986,738	Redeemed in 1992	95,177.17	
Animal, Insect, & Rodent Control	5,600.00	Other	1,150,700	Cancelled, Abated or Adjusted (1992)	250.00	
Other Welfare Services		Total	9,451,438	Transfers to Foreclosed Property		
RECREATION and CONSERVATION		ISSUED AND OUTSTANDING		Balance December 31, 1992	354,075.97	
Beaches and Boardwalks		School	1,314,000.00	PROPERTY ACQUIRED BY DEED OR FORECLOSURE		
Parks, Playgrounds, Shade Trees	31,728.56	Self-Liquidating	6,986,738.70	Balance January 1, 1992	76,800.00	
Land Reclamation & Conservation	8,977.14	Other	1,150,700.00	Transfers From Taxes or Liens		
Other Recreational Services	2,000.00	Total	9,451,438.70	Sale for Cash (1992)		
EDUCATION (excluding schools)		EQUALIZED VALUATION BASIS		Cancelled, Abated or Adjusted (1992)		
Libraries	85,000.00	FOR NET DEBT COMPUTATION		Balance December 31, 1992	76,800.00	
Other Educational Services		REAL PROPERTY VALUATIONS		CURRENT FINANCES DECEMBER 31, 1992		
STATUTORY EXPENDITURES				ASSETS		
Pensions & F. L. C. A.	155,055.64	Code	Class	# of Parcels	% VAL'N	ASSESSED VALUATION
Employee Fringe Benefits	228,674.06	1	Vacant Land	221	1.57	1,908,900.00
Other Statutory Expenditures	5,800.00	2	Residential	1628	56.60	68,928,226.00
CETA And Other Public Employment Programs		3	Farm	14	.30	359,000.00
MUNICIPAL FUNCTIONS TOTAL		4a	Commercial	159	24.97	30,410,850.00
3,183,422.72		4b	Industrial	16	8.68	10,569,200.00
CAPITAL IMPROVEMENTS *MEMO*		4c	Apartments	11	7.89	9,610,700.00
100,000.00		Total		2049		121,786,376.00
DEBT SERVICE		Land Area 2.70 Sq. Miles		LIABILITIES, RESERVES, AND SURPLUS		
Principal Payments	299,000.00	Net Valuation Taxable-Municipal		Cash Liabilities		656,435.64
Interest Payments	201,945.93	Net Valuation Taxable-County		Reserves for Receivables		1,270,944.89
TYPE I SCHL DEBT *MEMO	382,488.95	State Equalized Valuation		Surplus Dec. 31, 1992		160,382.70
DEFERRED CHARGES	25,744.78	State Equalization Ratio		Total		2,087,763.23
SCHOOL, COUNTY, SPECIAL DISTRICT TAXES	2,691,430.39					
RESERVE FOR UNCOLLECTED TAXES	526,033.93					
EXPENDITURES TOTAL	6,927,577.75					

1917

Population 1980 1,485
 Population 1990 1,732
 S & P Rating
 Moody Rating

General Tax Rate Per \$100. 1.65
 State Equalized Tax Rate 1.60

SANDYSTON TOWNSHIP - SUSSEX CO.
 Form of Government:
Township Committee
 Number of Members on Governing Body - 3

PER CAPITA:
 Gross Debt 30.58 PER CENT:
 Net Debt Gross Debt .04
 Debt Service Net Debt
 Total Tax Levy 1,149.90 Tax Levy Collected 89.32
 Municipal Expenditures 406.99 Tax Levy Cancelled, Abated or Adjusted .32

EXPENDITURES		REVENUES-REALIZED		1992 PROPERTY TAX	
GENERAL GOVERNMENT		REVENUES-REALIZED		STATE EQUALIZED TAX RATE →	
Governing Body & Public Boards		1992 Property Taxes Collected	1,782,827.66	Local District School Taxes	
Municipal Clerk		1992 Payments in Lieu of Taxes		Regional & Consolidated School Tax	1.03
Financial Administration	27,340.00	Delinquent Tax & Lien Collections	202,827.34	School Taxes in Municipal Budget	
Assessment of Taxes	34,116.00	Business Personalty Replacement Taxes	14,602.84	County Taxes	.43 *
Collection of Taxes	19,000.00	Taxes from Public Utilities	115,806.00	County Library Taxes	.03
Planning, Housing & Development	53,700.00	Other Miscellaneous Tax Revenues		Local Municipal Purpose Taxes	.10
Human Resources	6,289.59	State Aid Revenues	62,205.34	Veteran & Senior Citizen Taxes	
Elections		Federal Aid Revenues		Total Taxes for Rate Computation	1.59
General Administration (other)	63,750.00	State and Local Fiscal Assistance Act Utilized		Special District Taxes	
JUDICIARY		Sale of Acquired Property		Bank Corp. Taxes	
Municipal Courts	32,000.00	Other Miscellaneous Revenues	157,839.69	Added and Omitted Taxes	9,429.53
PUBLIC SAFETY		Total	2,336,108.87	Total Taxes Levied - ABSTRACT	1,991,633.88
Fire Protection	30,896.00	Prior Years Surplus Appropriated	60,000.00	Total Taxes Billed	1,995,901.94
Police Protection	3,950.00	REVENUES TOTAL	2,396,108.87	1992 TAXES COLLECTED	1,782,827.66
Civil Defense & Disaster Control	850.00	Reserve For Uncollected Taxes	249,776.20	1992 Taxes Cancelled, Abated or Adjusted	6,337.17
Environmental Inspection & Control	23,850.00	CAPITAL OUTLAY TOTAL		Transfer to Tax Title Liens or Foreclosed	16,366.41
Other Public Safety		Public Enterprises		Balance Outstanding Dec. 31, 1992	190,370.70
PUBLIC WORKS		Recreation-Culture		PRIOR YEARS TAXES OUTSTANDING	
Streets and Drainage	97,000.00	Public Works	16,691.99	Balance January 1, 1992	198,839.57
Sewers and Sewage Processing		Buildings and Grounds		Collected in 1992	179,051.16
Garbage and Trash Disposal		Library and Education		Cancelled, Abated or Adjusted 1992	64.19
Public Buildings and Grounds	14,150.00	Conservation		Transfers to Tax Title Liens or Foreclosed	3,427.34
Other Public Works		All Other		Balance December 31, 1992	16,296.88
HEALTH and WELFARE		CAPITAL DEBT AUTHORIZED, DECEMBER 31, 1992		TAX TITLE LIENS OUTSTANDING	
Health Services Except Environmental	1,400.00	ISSUED AND UNISSUED		Balance January 1, 1992	81,961.20
Welfare-Public Assistance	905.00	School	52,962	Transfer From Taxes	20,279.25
Hospital, Clinics, First Aid	2,700.00	Self-Liquidating		Redeemed in 1992	23,776.18
Animal, Insect, & Rodent Control	11,000.00	Other		Cancelled, Abated or Adjusted (1992)	
Other Welfare Services		Total	52,962	Transfers to Foreclosed Property	
RECREATION and CONSERVATION		ISSUED AND OUTSTANDING		Balance December 31, 1992	78,464.27
Beaches and Boardwalks		School		PROPERTY ACQUIRED BY DEED OR FORECLOSURE	
Parks, Playgrounds, Shade Trees		Self-Liquidating		Balance January 1, 1992	50,600.00
Land Reclamation & Conservation		Other		Transfers From Taxes or Liens	
Other Recreational Services	2,000.00	Total		Sale for Cash (1992)	
EDUCATION (excluding schools)		EQUALIZED VALUATION BASIS FOR NET DEBT COMPUTATION		Cancelled, Abated or Adjusted (1992)	
Libraries		Code	Class	# of Parcels	% VAL'N
Other Educational Services		1	Vacant Land	255	8.53
STATUTORY EXPENDITURES		REAL PROPERTY VALUATIONS		ASSESSED VALUATION	
Pensions & F. L. C. A.	15,500.00	2	Residential	775	74.95
Employee Fringe Benefits		3	Farm	213	7.78
Other Statutory Expenditures		4a	Commercial	46	7.59
CETA And Other Public Employment Programs		4b	Industrial	5	1.16
MUNICIPAL FUNCTIONS TOTAL		4c	Apartments		
	440,396.59	Total		1294	
CAPITAL IMPROVEMENTS *MEMO*		Land Area 41.40 Sq. Miles		120,392,267	
DEBT SERVICE		Net Valuation Taxable-Municipal		126,369,295	
Principal Payments		Net Valuation Taxable-County		124,451,976	
Interest Payments		State Equalized Valuation		96.72	
DEFERRED CHARGES		State Equalization Ratio			
SCHOOL, COUNTY, SPECIAL DISTRICT TAXES	1,861,904.35				
RESERVE FOR UNCOLLECTED TAXES	249,776.20				
EXPENDITURES TOTAL	2,563,339.19				
				CURRENT FINANCES DECEMBER 31, 1992 ASSETS	
				Cash Dec. 31, 1992	
				Taxes Receivable	
				Tax Title Liens	
				Foreclosed Property	
				Emergencies & Other Deferred Charges	
				State and Federal Aid Receivable	
				Other Receivables	
				Total	
				LIABILITIES, RESERVES, AND SURPLUS	
				Cash Liabilities	
				Reserves for Receivables	
				Surplus Dec. 31, 1992	
				Total	

*Includes County Health Service Taxes, County Vocational School Taxes, or County Open Space Tax. See Table 13.

1219

Population 1980 29,969
 Population 1990 34,986
 S & P Rating
 Moody Rating AA

General Tax Rate Per \$100. 4.90
 State Equalized Tax Rate 1.62

SAYREVILLE BOROUGH - MIDDLESEX CO.
 Form of Government:
Borough Council
 Number of Members on Governing Body - 6

PER CAPITA:
 Gross Debt 1,088.33
 Net Debt 818.70
 Debt Service 102.86
 Total Tax Levy 1,028.73
 Municipal Expenditures 750.84

PER CENT:
 Gross Debt 1.74
 Net Debt 1.31
 Tax Levy Collected 96.32
 Tax Levy Cancelled, Abated or Adjusted .61

EXPENDITURES		REVENUES-REALIZED		1992 PROPERTY TAX	
GENERAL GOVERNMENT				STATE EQUALIZED TAX RATE	
Governing Body & Public Boards		1992 Property Taxes Collected	34,715,282.48	Local District School Taxes	.96 21,235,113.00
Municipal Clerk		1992 Payments in Lieu of Taxes	9,955.43	Regional & Consolidated School Tax	
Financial Administration	323,767.00	Delinquent Tax & Lien Collections	959,774.76	School Taxes in Municipal Budget	
Assessment of Taxes	220,000.00	Business Personality Replacement Taxes	1,449,161.68	County Taxes	.42 9,424,614.44
Collection of Taxes	124,815.00	Taxes from Public Utilities	9,248,171.00	County Library Taxes	
Planning, Housing & Development	102,800.00	Other Miscellaneous Tax Revenues		Local Municipal Purpose Taxes	.23 5,100,120.00
Human Resources	492,822.00	State Aid Revenues	1,390,416.10	Veteran & Senior Citizen Taxes	
Elections	19,080.00	Federal Aid Revenues		Total Taxes for Rate Computation	1.61 36,169,097.44
General Administration (other)	2,464,950.00	State and Local Fiscal Assistance Act Utilized		Special District Taxes	
JUDICIARY		Sale of Acquired Property		Bank Corp. Taxes	
Municipal Courts	314,025.00	Other Miscellaneous Revenues	5,237,402.23	Added and Omitted Taxes	181,475.18
PUBLIC SAFETY		Total	53,010,161.68	Total Taxes Levied - ABSTRACT	35,991,322.62
Fire Protection	367,397.00	Prior Years Surplus Appropriated	4,300,000.00	Total Taxes Billed	36,042,086.76
Police Protection	6,034,666.00	REVENUES TOTAL	57,310,161.68	1992 TAXES COLLECTED	34,715,282.48
Civil Defense & Disaster Control	17,500.00	Reserve For Uncollected Taxes	2,239,250.00	1992 Taxes Cancelled, Abated or Adjusted	218,412.61
Environmental Inspection & Control	220,155.00	CAPITAL OUTLAY TOTAL	3,749,069.44	Transfer to Tax Title Liens or Foreclosed	63,959.70
Other Public Safety		Public Enterprises	837,082.52	Balance Outstanding Dec. 31, 1992	1,044,431.97
PUBLIC WORKS		Recreation-Culture	415,152.82	PRIOR YEARS TAXES OUTSTANDING	
Streets and Drainage	1,011,600.00	Public Works	1,730,077.39	Balance January 1, 1992	1,206,186.87
Sewers and Sewage Processing	1,946,200.00	Buildings and Grounds	766,756.71	Collected in 1992	921,221.72
Garbage and Trash Disposal	2,028,500.00	Library and Education		Cancelled, Abated or Adjusted 1992	
Public Buildings and Grounds	855,000.00	Conservation		Transfers to Tax Title Liens or Foreclosed	15,153.10
Other Public Works	157,900.00	All Other		Balance December 31, 1992	269,812.05
HEALTH and WELFARE		CAPITAL DEBT AUTHORIZED, DECEMBER 31, 1992		TAX TITLE LIENS OUTSTANDING	
Health Services Except Environmental	108,300.00	ISSUED AND UNISSUED		Balance January 1, 1992	262,741.87
Welfare-Public Assistance	36,300.00	School		Transfer From Taxes	81,596.20
Hospital, Clinics, First Aid		Self-Liquidating	9,433,217	Redeemed in 1992	38,553.04
Animal, Insect, & Rodent Control	9,700.00	Other	28,643,162	Cancelled, Abated or Adjusted (1992)	3,240.90
Other Welfare Services	11,000.00	Total	38,076,379	Transfers to Foreclosed Property	
RECREATION and CONSERVATION		ISSUED AND OUTSTANDING		Balance December 31, 1992	302,544.13
Beaches and Boardwalks		School		PROPERTY ACQUIRED BY DEED OR FORECLOSURE	
Parks, Playgrounds, Shade Trees	808,300.00	Self-Liquidating	3,620,000.00	Balance January 1, 1992	179,400.00
Land Reclamation & Conservation	59,388.00	Other	20,849,000.00	Transfers From Taxes or Liens	
Other Recreational Services	20,900.00	Total	24,469,000.00	Sale for Cash (1992)	
EDUCATION (excluding schools)		EQUALIZED VALUATION BASIS FOR NET DEBT COMPUTATION		Cancelled, Abated or Adjusted (1992)	
Libraries	729,000.00	REAL PROPERTY VALUATIONS		Balance December 31, 1992	179,400.00
Other Educational Services	4,300.00	Code Class # of Parcels % VAL'N	ASSESSED VALUATION	CURRENT FINANCES DECEMBER 31, 1992	
STATUTORY EXPENDITURES		1 Vacant Land 1108 4.18	30,407,300.00	ASSETS	
Pensions & F. L. C. A.	458,198.00	2 Residential 10104 67.73	492,985,600.00	Cash Dec. 31, 1992	10,937,917.00
Employee Fringe Benefits	1,297,000.00	3 Farm 4 .02	130,800.00	Taxes Receivable	1,314,244.02
Other Statutory Expenditures	100.00	4a Commercial 375 8.93	64,988,900.00	Tax Title Liens	302,544.13
CETA And Other Public Employment Programs		4b Industrial 33 13.46	97,941,400.00	Foreclosed Property	179,400.00
MUNICIPAL FUNCTIONS TOTAL	20,243,663.00	4c Apartments 17 5.69	61,441,600.00	Emergencies & Other Deferred Charges	538,000.00
CAPITAL IMPROVEMENTS *MEMO*	253,500.00	Total 11641	727,895,600.00	State and Federal Aid Receivable	
DEBT SERVICE		Land Area 16.60 Sq. Miles		Other Receivables	292,293.85
Principal Payments	2,020,000.00	Net Valuation Taxable-Municipal	731,849,216	Total	13,564,399.00
Interest Payments	1,578,747.50	Net Valuation Taxable-County	2,189,739,965	LIABILITIES, RESERVES, AND SURPLUS	
DEFERRED CHARGES	187,077.95	State Equalized Valuation	2,211,035,494	Cash Liabilities	4,915,007.00
SCHOOL, COUNTY, SPECIAL DISTRICT TAXES	30,709,727.44	State Equalization Ratio	32.98	Reserves for Receivables	2,088,482.00
RESERVE FOR UNCOLLECTED TAXES	2,239,250.00			Surplus Dec. 31, 1992	6,560,910.00
EXPENDITURES TOTAL	56,978,465.89			Total	13,564,399.00

2016

Population 1980 20,774
 Population 1990 21,160
 S & P Rating
 Moody Rating AA

General Tax Rate Per \$100. 4.28
 State Equalized Tax Rate 2.28

SCOTCH PLAINS TOWNSHIP - UNION CO.

Form of Government:

Council-Manager Plan E (OMCL 50)

Number of Members on Governing Body - 5

PER CAPITA:

Gross Debt 642.71
 Net Debt 455.49
 Debt Service 21.86
 Total Tax Levy 1,780.76
 Municipal Expenditures 555.36

PER CENT:

Gross Debt .80
 Net Debt .67
 Tax Levy Collected 97.63
 Tax Levy Cancelled, Abated or Adjusted .28

EXPENDITURES		REVENUES-REALIZED		1992 PROPERTY TAX		
GENERAL GOVERNMENT		REVENUES-REALIZED		1992 PROPERTY TAX		
Governing Body & Public Boards		1992 Property Taxes Collected	36,854,332.45	STATE EQUALIZED TAX RATE		
Municipal Clerk		1992 Payments in Lieu of Taxes		Local District School Taxes		
Financial Administration	133,975.00	Delinquent Tax & Lien Collections	1,228,840.92	Regional & Consolidated School Tax	1.46 24,169,353.15	
Assessment of Taxes	75,275.00	Business Personality Replacement Taxes	134,129.92	School Taxes in Municipal Budget		
Collection of Taxes	97,125.00	Taxes from Public Utilities	1,528,548.00	County Taxes	-41 6,825,028.10	
Planning, Housing & Development	109,835.00	Other Miscellaneous Tax Revenues		County Library Taxes		
Human Resources	175,704.15	State Aid Revenues	1,235,852.48	Local Municipal Purpose Taxes	-39 6,489,532.84	
Elections	4,350.00	Federal Aid Revenues		Veteran & Senior Citizen Taxes	150,300.00	
General Administration (other)	1,261,200.00	State and Local Fiscal Assistance Act Utilized		Total Taxes for Rate Computation	2.26 37,634,214.09	
JUDICIARY		Sale of Acquired Property		Special District Taxes		
Municipal Courts	90,200.00	Other Miscellaneous Revenues	1,644,365.73	Bank Corp. Taxes		
PUBLIC SAFETY		Total	42,626,069.50	Added and Omitted Taxes	197,056.21	
Fire Protection	382,394.00	Prior Years Surplus Appropriated	1,050,000.00	Total Taxes Levied - ABSTRACT	37,680,970.30	
Police Protection	2,612,865.00	REVENUES TOTAL	43,676,069.50	Total Taxes Billed	37,748,977.43	
Civil Defense & Disaster Control	9,885.00	Reserve For Uncollected Taxes	1,208,000.00	1992 TAXES COLLECTED	36,854,332.45	
Environmental Inspection & Control	205,075.00	CAPITAL OUTLAY TOTAL	1,567,799.56	1992 Taxes Cancelled, Abated or Adjusted	105,532.70	
Other Public Safety		Public Enterprises		Transfer to Tax Title Liens or Foreclosed	52,101.57	
PUBLIC WORKS		Recreation-Culture		Balance Outstanding Dec. 31, 1992	737,010.71	
Streets and Drainage	1,727,185.00	Public Works	131,197.59	PRIOR YEARS TAXES OUTSTANDING		
Sewers and Sewage Processing	831,975.00	Buildings and Grounds	1,425,876.97	Balance January 1, 1992	960,025.21	
Garbage and Trash Disposal		Library and Education	10,725.00	Collected in 1992	929,706.50	
Public Buildings and Grounds	151,850.00	Conservation		Cancelled, Abated or Adjusted 1992	8,687.67	
Other Public Works	55,000.00	All Other		Transfers to Tax Title Liens or Foreclosed	7,374.71	
HEALTH and WELFARE		CAPITAL DEBT AUTHORIZED, DECEMBER 31, 1992		Balance December 31, 1992	14,256.33	
Health Services Except Environmental	35,011.00	ISSUED AND UNISSUED		TAX TITLE LIENS OUTSTANDING		
Welfare-Public Assistance	29,290.00	School	3,905,759	Balance January 1, 1992	429,155.03	
Hospital, Clinics, First Aid	2,000.00	Self-Liquidating		Transfer From Taxes	60,530.73	
Animal, Insect, & Rodent Control		Other	9,694,039	Redeemed in 1992	299,134.42	
Other Welfare Services		Total	13,599,798	Cancelled, Abated or Adjusted (1992)		
RECREATION and CONSERVATION		ISSUED AND OUTSTANDING		Transfers to Foreclosed Property		
Beaches and Boardwalks		School	1,952,879.85	Balance December 31, 1992	190,551.34	
Parks, Playgrounds, Shade Trees	257,800.00	Self-Liquidating		PROPERTY ACQUIRED BY DEED OR FORECLOSURE		
Land Reclamation & Conservation	41,879.02	Other	5,780,000.00	Balance January 1, 1992	261,924.00	
Other Recreational Services	174,300.00	Total	7,732,879.85	Transfers From Taxes or Liens		
EDUCATION (excluding schools)		EQUALIZED VALUATION BASIS FOR NET DEBT COMPUTATION	1,692,327,332	Sale for Cash (1992)		
Libraries	574,046.00	REAL PROPERTY VALUATIONS		Cancelled, Abated or Adjusted (1992)		
Other Educational Services		Code	Class	# of Parcels	% VAL'N	ASSESSED VALUATION
STATUTORY EXPENDITURES		1	Vacant Land	351	1.93	15,988,900.00
Pensions & F. L. C. A.	263,000.00	2	Residential	6713	86.90	760,508,500.00
Employee Fringe Benefits	678,700.00	3	Form	16	.23	2,012,400.00
Other Statutory Expenditures		4a	Commercial	242	7.70	67,352,300.00
CETA And Other Public Employment Programs		4b	Industrial	26	.73	6,359,900.00
MUNICIPAL FUNCTIONS TOTAL	9,980,919.17	4c	Apartments	7	2.62	22,936,300.00
CAPITAL IMPROVEMENTS *MEMO*	75,000.00	Total	7355			875,158,300.00
DEBT SERVICE		Land Area	9.20	Sq. Miles		
Principal Payments	285,000.00	Net Valuation Taxable-Municipal				877,381,337
Interest Payments	177,552.91	Net Valuation Taxable-County				1,616,013,744
DEFERRED CHARGES	100,000.00	State Equalized Valuation				1,647,876,102
SCHOOL, COUNTY, SPECIAL DISTRICT TAXES	30,994,331.25	State Equalization Ratio				53.18
RESERVE FOR UNCOLLECTED TAXES	1,208,000.00	CURRENT FINANCES DECEMBER 31, 1992				
EXPENDITURES TOTAL	42,745,853.33	ASSETS				
		Cash Dec. 31, 1992				5,937,318.96
		Taxes Receivable				751,267.04
		Tax Title Liens				190,551.34
		Foreclosed Property				261,924.00
		Emergencies & Other Deferred Charges				
		State and Federal Aid Receivable				90,539.28
		Other Receivables				523,514.82
		Total				7,755,115.44
		LIABILITIES, RESERVES, AND SURPLUS				
		Cash Liabilities				4,061,702.49
		Reserves for Receivables				1,727,257.20
		Surplus Dec. 31, 1992				1,966,155.75
		Total				7,755,115.44

Population 1980 1,812
 Population 1990 1,693
 S & P Rating
 Moody Rating BAA1

General Tax Rate Per \$100. 2.64
 State Equalized Tax Rate 1.90

SEA BRIGHT BOROUGH - MONMOUTH CO.
 Form of Government:
Borough Council
 Number of Members on Governing Body - 6

PER CAPITA:
 Gross Debt 1,519.83
 Net Debt 1,519.83
 Debt Service 91.02
 Total Tax Levy 2,173.32
 Municipal Expenditures 1,884.40

PER CENT.
 Gross Debt 1.25
 Net Debt 1.25
 Tax Levy Collected 93.65
 Tax Levy Cancelled, Abated or Adjusted

EXPENDITURES		REVENUES-REALIZED		1992 PROPERTY TAX	
GENERAL GOVERNMENT				STATE EQUALIZED TAX RATE	
Governing Body & Public Boards		1992 Property Taxes Collected	3,445,728.33	Local District School Taxes	.15 293,000.00
Municipal Clerk		1992 Payments in Lieu of Taxes		Regional & Consolidated School Tax	.35 675,615.91
Financial Administration	29,617.00	Delinquent Tax & Lien Collections	163,446.46	School Taxes in Municipal Budget	
Assessment of Taxes	15,893.00	Business Personalty Replacement Taxes	34,871.76	County Taxes	-.44 * 856,292.17
Collection of Taxes	28,818.00	Taxes from Public Utilities	133,999.00	County Library Taxes	-.02 32,952.66
Planning, Housing & Development	9,500.00	Other Miscellaneous Tax Revenues		Local Municipal Purpose Taxes	-.94 1,820,497.00
Human Resources	37,345.00	State Aid Revenues	158,435.64	Veteran & Senior Citizen Taxes	11,500.00
Elections		Federal Aid Revenues		Total Taxes for Rate Computation	1.90 3,689,357.74
General Administration (other)	259,684.00	State and Local Fiscal Assistance Act Utilized		Special District Taxes	
JUDICIARY		Sale of Acquired Property		Bank Corp. Taxes	
Municipal Courts	105,539.11	Other Miscellaneous Revenues	374,761.49	Added and Omitted Taxes	1,077.15
PUBLIC SAFETY		Total	4,311,242.68	Total Taxes Levied - ABSTRACT	3,679,434.89
Fire Protection	44,848.00	Prior Years Surplus Appropriated	375,000.00	Total Taxes Billed	3,679,434.89
Police Protection	623,510.05	REVENUES TOTAL	4,686,242.68	1992 TAXES COLLECTED	3,445,728.33
Civil Defense & Disaster Control	7,200.00	Reserve For Uncollected Taxes	257,406.00	1992 Taxes Cancelled, Abated or Adjusted	
Environmental Inspection & Control	20,205.00	CAPITAL OUTLAY TOTAL	382,113.25	Transfer to Tax Title Liens or Foreclosed	
Other Public Safety		Public Enterprises		Balance Outstanding Dec. 31, 1992	233,706.56
PUBLIC WORKS		Recreation-Culture	17,403.74	PRIOR YEARS TAXES OUTSTANDING	
Streets and Drainage	260,102.00	Public Works	55,580.25	Balance January 1, 1992	172,143.62
Sewers and Sewage Processing	563,951.00	Buildings and Grounds	309,124.26	Collected in 1992	163,446.46
Gorbage and Trash Disposal	254,545.00	Library and Education		Cancelled, Abated or Adjusted 1992	
Public Buildings and Grounds	15,982.00	Conservation		Transfers to Tax Title Liens or Foreclosed	
Other Public Works		All Other		Balance December 31, 1992	8,697.16
HEALTH and WELFARE		CAPITAL DEBT AUTHORIZED, DECEMBER 31, 1992		TAX TITLE LIENS OUTSTANDING	
Health Services Except Environmental		ISSUED AND UNISSUED	GROSS DEBT	Balance January 1, 1992	1,023.67
Welfare-Public Assistance	2,154.00	School		Transfer From Taxes	
Hospital, Clinics, First Aid		Self-Liquidating		Redeemed in 1992	
Animal, Insect, & Rodent Control		Other	2,573,153	Cancelled, Abated or Adjusted (1992)	
Other Welfare Services		Total	2,573,153	Transfers to Foreclosed Property	
RECREATION and CONSERVATION		ISSUED AND OUTSTANDING		Balance December 31, 1992	1,023.67
Beaches and Boardwalks	79,442.18	School		PROPERTY ACQUIRED BY DEED OR	
Parks, Playgrounds, Shade Trees	15,499.00	Self-Liquidating		FORECLOSURE	
Land Reclamation & Conservation	43,000.00	Other	1,235,000.00	Balance January 1, 1992	6,600.00
Other Recreational Services		Total	1,235,000.00	Transfers From Taxes or Liens	
EDUCATION (excluding schools)		EQUALIZED VALUATION BASIS		Sale for Cash (1992)	
Libraries		FOR NET DEBT COMPUTATION	206,192,254	Cancelled, Abated or Adjusted (1992)	
Other Educational Services		REAL PROPERTY VALUATIONS		Balance December 31, 1992	6,600.00
STATUTORY EXPENDITURES		Code Class # of Parcels % VAL'N ASSESSED VALUATION		CURRENT FINANCES DECEMBER 31, 1992	
Pensions & F. I. C. A.	62,439.50	1 Vacant Land 153 1.06 1,476,100.00		ASSETS	
Employee Fringe Benefits	183,499.00	2 Residential 1011 76.93 1,068,289,900.00		Cash Dec. 31, 1992	198,944.06
Other Statutory Expenditures		3 Farm 27,869,000.00		Taxes Receivable	242,403.72
CETA And Other Public Employment Programs		4a Commercial 72 20.07 2,687,100.00		Tax Title Liens	1,023.67
MUNICIPAL FUNCTIONS		4b Industrial 8 1.94 2,687,100.00		Foreclosed Property	6,600.00
CAPITAL IMPROVEMENTS	2,662,772.84	4c Apartments 1244 139,361,100.00		Emergencies & Other Deferred Charges	219,654.86
DEBT SERVICE		Total 1244 139,361,100.00		State and Federal Aid Receivable	11,356.40
Principal Payments	125,000.00	Land Area .60 Sq. Miles		Other Receivables	12,251.63
Interest Payments	29,103.00	Net Valuation Taxable-Municipal	139,339,341	Total	692,234.34
DEFERRED CHARGES	116,000.00	Net Valuation Taxable-County	199,892,441	LIABILITIES, RESERVES, AND SURPLUS	
SCHOOL, COUNTY, SPECIAL DISTRICT TAXES	1,857,860.74	State Equalized Valuation	192,993,283	Cash Liabilities	297,312.09
RESERVE FOR UNCOLLECTED TAXES	257,406.00	State Equalization Ratio	72.13	Reserves for Receivables	252,279.02
EXPENDITURES TOTAL	5,049,142.58			Surplus Dec. 31, 1992	142,643.23
				Total	692,234.34

*Includes County Health Service Taxes, County Vocational School Taxes, or County Open Space Tax. See Table 13.

1344

Population 1980 2,650
 Population 1990 2,099
 S & P Rating
 Moody Rating A

General Tax Rate Per \$100. .98
 State Equalized Tax Rate 1.09

SEA GIRT BOROUGH - MONMOUTH CO.

Form of Government:
 Borough Council

Number of Members on Governing Body - 6

PER CAPITA:

Gross Debt 1,709.56
 Net Debt 1,419.70
 Debt Service 173.73
 Total Tax Levy 2,645.79
 Municipal Expenditures 1,343.47

PER CENT:

Gross Debt .69
 Net Debt .57
 Tax Levy Collected 96.42
 Tax Levy Cancelled, Abated or Adjusted .31

EXPENDITURES		REVENUES-REALIZED		1992 PROPERTY TAX	
GENERAL GOVERNMENT				STATE EQUALIZED TAX RATE	
Governing Body & Public Boards		1992 Property Taxes Collected	5,355,298.16	Local District School Taxes	.36 1,821,872.00
Municipal Clerk		1992 Payments in Lieu of Taxes		Regional & Consolidated School Tax	
Financial Administration	6,500.00	Delinquent Tax & Lien Collections	139,070.76	School Taxes in Municipal Budget	
Assessment of Taxes	8,450.00	Business Personalty Replacement Taxes	9,698.72	County Taxes	.44 * 2,230,866.11
Collection of Taxes	27,650.00	Taxes from Public Utilities	152,321.00	County Library Taxes	.02 85,787.83
Planning, Housing & Development	9,742.00	Other Miscellaneous Tax Revenues		Local Municipal Purpose Taxes	.28 1,406,152.00
Human Resources	45,613.00	State Aid Revenues	311,470.17	Veteran & Senior Citizen Taxes	14,800.00
Elections		Federal Aid Revenues		Total Taxes for Rate Computation	1.10 5,559,475.94
General Administration (other)	269,926.00	State and Local Fiscal Assistance Act Utilized		Special District Taxes	
JUDICIARY		Sale of Acquired Property		Bank Corp. Taxes	
Municipal Courts	45,549.62	Other Miscellaneous Revenues	285,968.42	Added and Omitted Taxes	8,831.00
PUBLIC SAFETY		Total	5,253,827.23	Total Taxes Levied - ABSTRACT	5,553,506.94
Fire Protection	29,509.80	Prior Years Surplus Appropriated	700,000.00	Total Taxes Billed	5,554,008.52
Police Protection	601,747.71	REVENUES TOTAL	5,953,827.23	1992 TAXES COLLECTED	5,355,298.16
Civil Defense & Disaster Control	6,500.00	Reserve For Uncollected Taxes	223,023.42	1992 Taxes Cancelled, Abated or Adjusted	17,294.62
Environmental Inspection & Control	13,954.00	CAPITAL OUTLAY TOTAL	267,003.98	Transfer to Tax Title Liens or Foreclosed	
Other Public Safety		Public Enterprises	275.00	Balance Outstanding Dec. 31, 1992	181,415.74
PUBLIC WORKS		Recreation-Culture		PRIOR YEARS TAXES OUTSTANDING	
Streets and Drainage	342,100.00	Public Works		Balance January 1, 1992	139,070.76
Sewers and Sewage Processing	15,000.00	Buildings and Grounds	255,950.73	Collected in 1992	139,070.76
Garbage and Trash Disposal	289,250.00	Library and Education	10,778.25	Cancelled, Abated or Adjusted 1992	
Public Buildings and Grounds	45,210.00	Conservation		Transfers to Tax Title Liens or Foreclosed	
Other Public Works		All Other		Balance December 31, 1992	
HEALTH and WELFARE		CAPITAL DEBT AUTHORIZED, DECEMBER 31, 1992		TAX TITLE LIENS OUTSTANDING	
Health Services Except Environmental	10,357.00	ISSUED AND UNISSUED		Balance January 1, 1992	
Welfare-Public Assistance	1,633.00	School		Transfer From Taxes	
Hospital, Clinics, First Aid		Self-Liquidating	616,800	Redeemed in 1992	
Animal, Insect, & Rodent Control		Other	2,971,572	Cancelled, Abated or Adjusted (1992)	
Other Welfare Services		Total	3,588,372	Transfers to Foreclosed Property	
RECREATION and CONSERVATION		ISSUED AND OUTSTANDING		Balance December 31, 1992	
Beaches and Boardwalks	55,000.00	School		PROPERTY ACQUIRED BY DEED OR	
Parks, Playgrounds, Shade Trees	49,200.00	Self-Liquidating	347,155.00	FORECLOSURE	
Land Reclamation & Conservation	13,069.00	Other	2,135,000.00	Balance January 1, 1992	3,200.00
Other Recreational Services	5,898.00	Total	2,482,155.00	Transfers From Taxes or Liens	
EDUCATION (excluding schools)		EQUALIZED VALUATION BASIS		Sale for Cash (1992)	
Libraries	25,000.00	FOR NET DEBT COMPUTATION	518,876,052	Cancelled, Abated or Adjusted (1992)	
Other Educational Services		REAL PROPERTY VALUATIONS		Balance December 31, 1992	3,200.00
STATUTORY EXPENDITURES		Code Class # of Parcels % VAL'N		CURRENT FINANCES DECEMBER 31, 1992	
Pensions & F. L. C. A.	152,517.00			ASSETS	
Employee Fringe Benefits	140,000.00	1 Vacant Land 38 2.16	12,180,700.00	Cash Dec. 31, 1992	1,086,431.21
Other Statutory Expenditures		2 Residential 1185 93.62	528,712,600.00	Taxes Receivable	181,415.74
CETA And Other Public Employment Programs		3 Farm		Tax Title Liens	
MUNICIPAL FUNCTIONS TOTAL	2,208,425.13	4a Commercial 48 4.22	23,953,600.00	Foreclosed Property	3,200.00
CAPITAL IMPROVEMENTS *ME 40*	18,000.00	4b Industrial		Emergencies & Other Deferred Charges	55,000.00
DEBT SERVICE		4c Apartments		State and Federal Aid Receivable	
Principal Payments	210,000.00	Total	1271	Other Receivables	33,919.09
Interest Payments	154,767.50	Land Area 1.05 Sq. Miles	564,746,900.00	Total	1,359,966.04
DEFERRED CHARGES	23,730.00	Net Valuation Taxable-Municipal	565,257,567	LIABILITIES, RESERVES, AND SURPLUS	
SCHOOL, COUNTY, SPECIAL DISTRICT TAXES	4,133,523.94	Net Valuation Taxable-County	512,661,369	Cash Liabilities	595,222.21
RESERVE FOR UNCOLLECTED TAXES	223,023.42	State Equalized Valuation	506,420,279	Reserves for Receivables	217,284.61
EXPENDITURES TOTAL	6,953,470.99	State Equalization Ratio	111.63	Surplus Dec. 31, 1992	557,459.22

0539

Population 1980 2,644
Population 1990 2,692
S & P Rating AAA
Moody Rating BAA1

General Tax Rate Per \$100. 1.61
State Equalized Tax Rate 1.35

SEA ISLE CITY CITY - CAPE MAY COUNTY

Form of Government:
Commission (1911)
Number of Members on Governing Body - 3

PER CAPITA:

Gross Debt 8,537.65
Net Debt 6,195.53
Debt Service 720.56
Total Tax Levy 4,736.19
Municipal Expenditures 3,621.45

PER CENT:

Gross Debt 2.49
Net Debt 1.93
Tax Levy Collected 94.56
Tax Levy Cancelled, Abated or Adjusted 3.30

EXPENDITURES		REVENUES-REALIZED		1992 PROPERTY TAX	
GENERAL GOVERNMENT		REVENUES		STATE EQUALIZED TAX RATE	
Governing Body & Public Boards		1992 Property Taxes Collected	12,091,932.44	Local District School Taxes	.24 2,314,222.00
Municipal Clerk		1992 Payments in Lieu of Taxes		Regional & Consolidated School Tax	
Financial Administration	293,150.00	Delinquent Tax & Lien Collections	789,559.17	School Taxes in Municipal Budget	17,460.00
Assessment of Taxes	89,050.00	Business Personality Replacement Taxes	18,816.52	County Taxes	.41 * 3,831,695.84
Collection of Taxes	122,200.00	Taxes from Public Utilities	304,100.00	County Library Taxes	.03 240,051.95
Planning, Housing & Development	27,075.00	Other Miscellaneous Tax Revenues		Local Municipal Purpose Taxes	.67 6,304,222.56
Human Resources	53,226.22	State Aid Revenues	156,887.74	Veteran & Senior Citizen Taxes	36,450.00
Elections	4,600.00	Federal Aid Revenues		Total Taxes for Rate Computation	1.35 12,744,102.35
General Administration (other)	916,266.34	State and Local Fiscal Assistance Act Utilized		Special District Taxes	
JUDICIARY		Sale of Acquired Property		Bank Corp. Taxes	
Municipal Courts	108,412.34	Other Miscellaneous Revenues	1,558,264.28	Added and Omitted Taxes	42,168.59
PUBLIC SAFETY		Total	14,919,560.15	Total Taxes Levied - ABSTRACT	12,749,820.94
Fire Protection	37,576.00	Prior Years Surplus Appropriated	1,320,500.00	Total Taxes Billed	12,788,115.58
Police Protection	1,633,967.40	REVENUES TOTAL	16,240,060.15	1992 TAXES COLLECTED	12,091,932.44
Civil Defense & Disaster Control	25,500.00	Reserve For Uncollected Taxes	780,808.32	1992 Taxes Cancelled, Abated or Adjusted	38,140.19
Environmental Inspection & Control	223,795.90	CAPITAL OUTLAY TOTAL	6,487,922.14	Transfer to Tax Title Liens or Foreclosed	21,788.69
Other Public Safety		Public Enterprises	1,162,743.85	Balance Outstanding Dec. 31, 1992	636,255.26
PUBLIC WORKS		Recreation-Culture	1,323,920.07	PRIOR YEARS TAXES OUTSTANDING	
Streets and Drainage	353,034.42	Public Works	334,912.05	Balance January 1, 1992	731,913.25
Sewers and Sewage Processing	263,927.08	Buildings and Grounds	3,666,345.17	Collected in 1992	722,581.31
Garbage and Trash Disposal	512,335.16	Library and Education		Cancelled, Abated or Adjusted 1992	
Public Buildings and Grounds	238,333.34	Conservation		Transfers to Tax Title Liens or Foreclosed	8,635.57
Other Public Works	264,021.00	All Other		Balance December 31, 1992	696.37
HEALTH and WELFARE		CAPITAL DEBT AUTHORIZED, DECEMBER 31, 1992		TAX TITLE LIENS OUTSTANDING	
Health Services Except Environmental	11,000.00	ISSUED AND UNISSUED	GROSS DEBT	NET DEBT	
Welfare-Public Assistance	14,267.00	School	15,000	16,678,359	87,597.64
Hospital, Clinics, First Aid		Self-Liquidating	6,290,000	16,678,359	34,607.31
Animal, Insect, & Rodent Control		Other	16,678,359	16,678,359	66,977.85
Other Welfare Services		Total	22,983,359	16,678,359	
RECREATION and CONSERVATION		ISSUED AND OUTSTANDING		Balance December 31, 1992	55,227.09
Beaches and Boardwalks	522,933.92	School	15,000.00	PROPERTY ACQUIRED BY DEED OR FORECLOSURE	
Parks, Playgrounds, Shade Trees	4,000.00	Self-Liquidating	5,489,000.00	Balance January 1, 1992	41,233.00
Land Reclamation & Conservation	9,006.50	Other	12,910,000.00	Transfers From Taxes or Liens	
Other Recreational Services	156,541.00	Total	18,414,000.00	Sale for Cash (1992)	
EDUCATION (excluding schools)		EQUALIZED VALUATION BASIS FOR NET DEBT COMPUTATION	924,452,742	Cancelled, Abated or Adjusted (1992)	
Libraries	3,000.00	REAL PROPERTY VALUATIONS		Balance December 31, 1992	41,233.00
Other Educational Services	4,500.00	Code Class # of Parcels % VAL'N	ASSESSED VALUATION	CURRENT FINANCES DECEMBER 31, 1992	
STATUTORY EXPENDITURES		1 Vacant Land 485 2.76	21,790,000.00	ASSETS	
Pensions & F. L. C. A.	356,612.52	2 Residential 4879 91.73	723,906,600.00	Cash Dec. 31, 1992	2,504,973.33
Employee Fringe Benefits	706,080.00	3 Farm		Taxes Receivable	636,951.63
Other Statutory Expenditures	20,000.00	4a Commercial 150 5.44	42,959,300.00	Tax Title Liens	55,227.09
CETA And Other Public Employment Programs		4b Industrial		Foreclosed Property	41,233.00
MUNICIPAL FUNCTIONS TOTAL	6,972,429.14	4c Apartments 2 .06	500,400.00	Emergencies & Other Deferred Charges	10,280.00
CAPITAL IMPROVEMENTS *MEMO*	245,000.00	Total 5516	789,156,300.00	State and Federal Aid Receivable	
DEBT SERVICE		Land Area 2.39 Sq. Miles		Other Receivables	256,570.85
Principal Payments	1,150,698.89	Net Valuation Taxable-Municipal	791,673,788	Total	3,505,235.90
Interest Payments	789,051.75	Net Valuation Taxable-County	957,256,663	LIABILITIES, RESERVES, AND SURPLUS	
TYPE I SCHL DEBT *MEMO	17,460.00	State Equalized Valuation	944,568,700	Cash Liabilities	1,031,090.05
DEFERRED CHARGES	55,942.65	State Equalization Ratio	83.77	Reserves for Receivables	989,982.57
SCHOOL, COUNTY, SPECIAL DISTRICT TAXES	6,403,429.79			Surplus Dec. 31, 1992	1,486,163.29
RESERVE FOR UNCOLLECTED TAXES	780,808.32			Total	3,505,235.90
EXPENDITURES TOTAL	16,152,360.54				

1526

Population 1980 1,802
 Population 1990 2,366
 S & P Rating AAA
 Moody Rating BAA

General Tax Rate Per \$100. 2.17
 State Equalized Tax Rate 2.24

SEASIDE HEIGHTS BOROUGH - OCEAN CO.

Form of Government:
Borough Council

Number of Members on Governing Body - 6

PER CAPITA: Gross Debt 3,089.62 PER CENT: Gross Debt 2.49
 Net Debt 1,569.27 Net Debt 1.27
 Debt Service 302.93 Tax Levy Collected 85.24
 Total Tax Levy 2,486.26 Tax Levy Cancelled, Abated or Adjusted .89
 Municipal Expenditures 2,999.58

EXPENDITURES	REVENUES-REALIZED	1992 PROPERTY TAX
GENERAL GOVERNMENT	1992 Property Taxes Collected 5,015,054.69	STATE EQUALIZED TAX RATE .53
Governing Body & Public Boards	1992 Payments in Lieu of Taxes 860,998.90	Local District School Taxes .53 1,390,749.00
Municipal Clerk 94,173.44	Delinquent Tax & Lien Collections 47,688.60	Regional & Consolidated School Tax .47 1,230,276.58
Financial Administration 11,600.00	Business Personalty Replacement Taxes 7,300.00	School Taxes in Municipal Budget .46 * 1,195,397.56
Assessment of Taxes 43,600.00	Taxes from Public Utilities 142,347.00	County Library Taxes .04 96,061.00
Collection of Taxes 7,300.00	Other Miscellaneous Tax Revenues 172,008.06	Local Municipal Purpose Taxes .75 1,969,116.60
Planning, Hausing & Development 94,054.61	State Aid Revenues: 172,008.06	Veteran & Senior Citizen Taxes 23,650.00
Human Resources	Federal Aid Revenues	Total Taxes for Rate Computation 2.25 5,905,250.74
Elections	State and Local Fiscal Assistance Act Utilized	Special District Taxes
General Administration (other) 1,000,600.00	Sale of Acquired Property	Bank Corp. Taxes
JUDICIARY	Other Miscellaneous Revenues 3,094,108.91	Added and Omitted Taxes 880.12
Municipal Courts 250,000.00	Total 9,332,206.16	Total Taxes Levied - ABSTRACT 5,882,480.86
PUBLIC SAFETY	Prior Years Surplus Appropriated 250,000.00	Total Taxes Billed 5,883,362.45
Fire Protection 28,326.00	REVENUES TOTAL 9,582,206.16	1992 TAXES COLLECTED 5,015,054.69
Police Protection 1,702,429.63	Reserve For Uncollected Taxes 1,031,851.54	1992 Taxes Cancelled, Abated or Adjusted 52,440.67
Civil Defense & Disaster Control 35.00	CAPITAL OUTLAY TOTAL 709,209.27	Transfer to Tax Title Liens or Foreclosed 130,178.28
Environmental Inspection & Control 71,150.00	Public Enterprises 415,005.09	Balance Outstanding Dec. 31, 1992 685,687.81
Other Public Safety	Recreation—Culture	PRIOR YEARS TAXES OUTSTANDING
PUBLIC WORKS	Public Works	Balance January 1, 1992 922,335.56
Streets and Drainage 74,200.00	Buildings and Grounds 294,204.18	Collected in 1992 725,662.97
Sewers and Sewage Processing 71,725.00	Library and Education	Cancelled, Abated or Adjusted 1992 3,138.25
Garbage and Trash Disposal 263,400.00	Conservation	Transfers to Tax Title Liens or Foreclosed 106,514.76
Public Buildings and Grounds 97,457.00	All Other	Balance December 31, 1992 87,019.58
Other Public Works 74,500.00		TAX TITLE LIENS OUTSTANDING
HEALTH and WELFARE	CAPITAL DEBT AUTHORIZED, DECEMBER 31, 1992	Balance January 1, 1992 134,003.61
Health Services Except Environmental	ISSUED AND UNISSUED GROSS DEBT NET DEBT	Transfer From Taxes 254,450.40
Welfare-Public Assistance 40,900.00	School 101,313	Redeemed in 1992 135,335.93
Hospital, Clinics, First Aid	Self-Liquidating 3,543,450	Cancelled, Abated or Adjusted (1992) 465.65
Animal, Insect, & Rodent Control 5,100.00	Other 3,662,900	Transfers to Foreclosed Property
Other Welfare Services	Total 7,307,663	Balance December 31, 1992 252,652.43
RECREATION and CONSERVATION	ISSUED AND OUTSTANDING	PROPERTY ACQUIRED BY DEED OR FORECLOSURE
Beaches and Boardwalks 477,400.00	School 101,313.86	Balance January 1, 1992
Parks, Playgrounds, Shode Trees	Self-Liquidating 3,486,650.00	Transfers From Taxes or Liens
Land Reclamation & Conservation 2,500.00	Other 3,589,600.00	Sale for Cash (1992)
Other Recreational Services 576.82	Total 7,177,563.86	Cancelled, Abated or Adjusted (1992)
EDUCATION (excluding schools)	EQUALIZED VALUATION BASIS	Balance December 31, 1992
Libraries	FOR NET DEBT COMPUTATION 293,136,796	CURRENT FINANCES DECEMBER 31, 1992
Other Educational Services	REAL PROPERTY VALUATIONS	ASSETS
STATUTORY EXPENDITURES	Code Class # of Parcels % VAL'N ASSESSED VALUATION	Cash Dec. 31, 1992 2,176,213.37
Pensions & F. L. C. A. 374,318.62	1 Vacant Land 82 3.06 8,286,100.00	Taxes Receivable 772,707.39
Employee Fringe Benefits 437,300.00	2 Residential 1583 57.45 155,394,200.00	Tax Title Liens 252,652.43
Other Statutory Expenditures	3 Farm	Foreclosed Property
CETA And Other Public Employment Programs	4a Commercial 137 29.14 78,818,440.00	Emergencies & Other Deferred Charges 283,173.44
MUNICIPAL FUNCTIONS TOTAL 5,229,746.12	4b Industrial	State and Federal Aid Receivable 7,057.91
CAPITAL IMPROVEMENTS *MEMO* 40,000.00	4c Apartments 81 10.35 27,994,200.00	Other Receivables 32,268.69
DEBT SERVICE	Total 1933 270,492,940.00	Total 3,574,073.23
Principal Payments 446,000.00	Land Area .35 Sq. Miles	LIABILITIES, RESERVES, AND SURPLUS
Interest Payments 270,729.24	Net Valuation Taxable-Municipal 271,082,135	Cash Liabilities
DEFERRED CHARGES 118,676.20	Net Valuation Taxable-County 301,594,527	Reserves for Receivables 1,025,713.82
SCHOOL, COUNTY, SPECIAL DISTRICT TAXES 3,912,434.14	State Equalized Valuation 262,314,343	Surplus Dec. 31, 1992 424,566.23
RESERVE FOR UNCOLLECTED TAXES 1,031,851.54	State Equalization Ratio 103.35	Total 3,574,073.23
EXPENDITURES TOTAL 11,009,437.24		

*Includes County Health Service Taxes, County Vocational School Taxes, or County Open Space Tax. See Table 13.

Population 1980 **1,795**
 Population 1990 **1,871**
 S & P Rating
 Moody Rating

General Tax Rate Per \$100. **1.24**
 State Equalized Tax Rate **1.47**

SEASIDE PARK BOROUGH - OCEAN CO.

Form of Government:

Borough Council

Number of Members on Governing Body - 6

PER CAPITA:

Gross Debt **2,659.52**
 Net Debt **1,377.69**
 Debt Service **117.68**
 Total Tax Levy **3,181.09**
 Municipal Expenditures **2,545.85**

PER CENT:

Gross Debt **1.15**
 Net Debt **.60**
 Tax Levy Collected **85.73**
 Tax Levy Cancelled, Abated or Adjusted **6.81**

EXPENDITURES		REVENUES-REALIZED		1992 PROPERTY TAX	
GENERAL GOVERNMENT				STATE EQUALIZED TAX RATE	
Governing Body & Public Boards		1992 Property Taxes Collected	5,103,616.58	Local District School Taxes	.26 1,040,247.00
Municipal Clerk		1992 Payments in Lieu of Taxes		Regional & Consolidated School Tax	.31 1,273,393.30
Financial Administration	55,000.00	Delinquent Tax & Lien Collections	565,436.25	School Taxes in Municipal Budget	
Assessment of Taxes	83,800.00	Business Personalty Replacement Taxes	19,667.28	County Taxes	.40 * 1,626,847.75
Collection of Taxes	42,550.00	Taxes on Public Utilities	194,763.00	County Library Taxes	.03 130,682.42
Planning, Housing & Development	38,600.00	Other Miscellaneous Tax Revenues		Local Municipal Purpose Taxes	.46 1,875,058.93
Human Resources	45,329.00	State Aid Revenues	85,925.48	Veteran & Senior Citizen Taxes	
Elections		Federal Aid Revenues		Total Taxes for Rate Computation	1.46 5,973,929.40
General Administration (other)	622,800.00	State and Local Fiscal Assistance Act Utilized		Special District Taxes	
JUDICIARY		Sole of Acquired Property		Bank Corp. Taxes	
Municipal Courts	259,900.00	Other Miscellaneous Revenues	1,542,830.01	Added and Omitted Taxes	5,583.65
PUBLIC SAFETY		Total	7,512,236.60	Total Taxes Levied - ABSTRACT	5,951,813.05
Fire Protection	53,436.00	Prior Years Surplus Appropriated	400,000.00	Total Taxes Billed	5,955,060.79
Police Protection	838,719.48	REVENUES TOTAL	7,912,236.60	1992 TAXES COLLECTED	
Civil Defense & Disaster Control	3,150.00	Reserve For Uncollected Taxes	641,385.99	1992 Taxes Cancelled, Abated or Adjusted	405,779.56
Environmental Inspection & Control	59,170.00	CAPITAL OUTLAY TOTAL	505,875.82	Transfer to Tax Title Liens or Foreclosed	1,642,712.00
Other Public Safety		Public Enterprises	223,691.48	Balance Outstanding Dec. 31, 1992	429,237.53
PUBLIC WORKS		Recreation-Culture	17,579.15	PRIOR YEARS TAXES OUTSTANDING	
Streets and Drainage	71,700.00	Public Works	164,243.49	Balance January 1, 1992	545,205.10
Sewers and Sewage Processing		Buildings and Grounds	100,361.70	Collected in 1992	515,366.75
Gorbage and Trash Disposal	292,000.00	Library and Education		Cancelled, Abated or Adjusted 1992	47.60
Public Buildings and Grounds	44,400.00	Conservation		Transfers to Tax Title Liens or Foreclosed	8,064.01
Other Public Works	359,500.00	All Other		Balance December 31, 1992	21,726.74
HEALTH and WELFARE		CAPITAL DEBT AUTHORIZED, DECEMBER 31, 1992		TAX TITLE LIENS OUTSTANDING	
Health Services Except Environmental		ISSUED AND UNISSUED	GROSS DEBT	Balance January 1, 1992	
Welfare-Public Assistance	6,315.00	School	181,259	Transfer From Taxes	
Hospital, Clinics, First Aid	900.00	Self-Liquidating	2,215,185	Redeemed in 1992	
Animal, Insect, & Rodent Control	3,200.00	Other	2,577,652	Cancelled, Abated or Adjusted (1992)	
Other Welfare Services	1,500.00	Total	4,974,097	Transfers to Foreclosed Property	
RECREATION and CONSERVATION		ISSUED AND OUTSTANDING		Balance December 31, 1992	
Beaches and Boardwalks	285,000.00	School	181,259.25	PROPERTY ACQUIRED BY DEED OR FORECLOSURE	
Parks, Playgrounds, Shade Trees		Self-Liquidating	1,658,413.48	Balance January 1, 1992	
Land Reclamation & Conservation	56,550.00	Other	2,408,718.07	Transfers From Taxes or Liens	
Other Recreational Services	25,500.00	Total	4,248,390.80	Sale for Cash (1992)	
EDUCATION (excluding schools)		EQUALIZED VALUATION BASIS FOR NET DEBT COMPUTATION	432,194,376	Cancelled, Abated or Adjusted (1992)	
Libraries		REAL PROPERTY VALUATIONS		Balance December 31, 1992	
Other Educational Services	900.00	Code	Class	# of Parcels	% VAL'N
STATUTORY EXPENDITURES		1	Vacant Land	73	2.27
Pensions & F. L. C. A.	252,530.00	2	Residential	1739	84.16
Employee Fringe Benefits	386,260.00	3	Farm		
Other Statutory Expenditures		4a	Commercial	100	8.53
CETA And Other Public Employment Programs		4b	Industrial		
MUNICIPAL FUNCTIONS TOTAL	3,886,709.48	4c	Apartments	69	5.03
CAPITAL IMPROVEMENTS *MEMO*	5,000.00	Total		2031	
DEBT SERVICE		Assessed Valuation			
Principal Payments	132,436.64	1	Vacant Land	10,876,600.00	
Interest Payments	87,750.00	2	Residential	402,685,600.00	
DEFERRED CHARGES	15,000.00	3	Farm	40,819,400.00	
SCHOOL, COUNTY, SPECIAL DISTRICT TAXES	4,071,170.47	4a	Commercial	4,081,940.00	
RESERVE FOR UNCOLLECTED TAXES	641,385.99	4b	Industrial	24,073,100.00	
EXPENDITURES TOTAL	8,834,452.58	4c	Apartments	478,454,700.00	
		Total		118.39	
		Land Area	.60 Sq. Miles		
		Net Valuation Taxable-Municipal	479,409,870		
		Net Valuation Taxable-County	411,968,058		
		State Equalized Valuation	405,039,556		
		State Equalization Ratio	118.39		
		CURRENT FINANCES DECEMBER 31, 1992		ASSETS	
				Cosh Dec. 31, 1992	
				Taxes Receivable	
				Tax Title Liens	
				Foreclosed Property	
				Emergencies & Other Deferred Charges	
				State and Federal Aid Receivable	
				Other Receivables	
				Total	
				LIABILITIES, RESERVES, AND SURPLUS	
				Cash Liabilities	
				Reserves for Receivables	
				Surplus Dec. 31, 1992	
				Total	

*Includes County Health Service Taxes, County Vocational School Taxes, or County Open Space Tax. See Table 13.

Population 1980 13,719
 Population 1990 14,061
 S & P Rating AA-
 Moody Rating AA

General Tax Rate Per \$100. 1.80
 State Equalized Tax Rate 1.87

SECAUCUS TOWN - HUDSON COUNTY

Form of Government:

Town Council

Number of Members on Governing Body - 7

PER CAPITA:

Gross Debt 739.88
 Net Debt 677.37
 Debt Service 141.87
 Total Tax Levy 3,340.69
 Municipal Expenditures 1,832.41

PER CENT:

Gross Debt .41
 Net Debt .37
 Tax Levy Collected 95.93
 Tax Levy Cancelled, Abated or Adjusted .84

EXPENDITURES		REVENUES-REALIZED		1992 PROPERTY TAX	
GENERAL GOVERNMENT		REVENUES-REALIZED		STATE EQUALIZED TAX RATE → .48	
Governing Body & Public Boards	32,200.00	1992 Property Taxes Collected	45,022,355.91	Local District School Taxes	11,908,561.50
Municipal Clerk		1992 Payments in Lieu of Taxes		Regional & Consolidated School Tax	
Financial Administration	237,144.00	Delinquent Tax & Lien Collections	1,249,163.23	School Taxes in Municipal Budget	40,450.00
Assessment of Taxes	2,986,662.00	Business Personalty Replacement Taxes	646,635.44	County Taxes	15,799,301.15
Collection of Taxes	92,168.00	Taxes from Public Utilities	1,325,260.00	County Library Taxes	
Planning, Housing & Development	18,950.00	Other Miscellaneous Tax Revenues	40,000.00	Local Municipal Purpose Taxes	19,101,998.21
Human Resources	203,941.00	State Aid Revenues	716,288.34	Veteran & Senior Citizen Taxes	131,950.00
Elections	14,747.00	Federal Aid Revenues		Total Taxes for Rate Computation	46,982,260.86
General Administration (other)	1,457,781.00	State and Local Fiscal Assistance Act Utilized		Special District Taxes	
JUDICIARY		Sale of Acquired Property		Bank Corp. Taxes	
Municipal Courts	311,029.00	Other Miscellaneous Revenues		Added and Omitted Taxes	123,076.54
PUBLIC SAFETY		Total	51,689,825.79	Total Taxes Levied - ABSTRACT	46,973,387.40
Fire Protection	359,602.30	Prior Years Surplus Appropriated	1,050,000.00	Total Taxes Billed	46,932,186.06
Police Protection	4,424,140.65	REVENUES TOTAL	52,739,825.79	1992 TAXES COLLECTED	45,022,355.91
Civil Defense & Disaster Control	18,179.00	Reserve For Uncollected Taxes	1,755,000.00	1992 Taxes Cancelled, Abated or Adjusted	393,350.80
Environmental Inspection & Control	166,677.00	CAPITAL OUTLAY TOTAL	963,100.13	Transfer to Tax Title Liens or Foreclosed	350,454.53
Other Public Safety		Public Enterprises		Balance Outstanding Dec. 31, 1992	1,166,022.82
PUBLIC WORKS		Recreation—Culture	2,201.76	PRIOR YEARS TAXES OUTSTANDING	
Streets and Drainage	1,296,897.00	Public Works		Balance January 1, 1992	1,998,332.07
Sewers and Sewage Processing	4,332,175.00	Buildings and Grounds	960,898.37	Collected in 1992	1,226,315.33
Garbage and Trash Disposal	780,000.00	Library and Education		Cancelled, Abated or Adjusted 1992	29,815.66
Public Buildings and Grounds	638,509.00	Conservation		Transfers to Tax Title Liens or Foreclosed	196,293.78
Other Public Works		All Other		Balance December 31, 1992	545,907.30
HEALTH and WELFARE		CAPITAL DEBT AUTHORIZED, DECEMBER 31, 1992		TAX TITLE LIENS OUTSTANDING	
Health Services Except Environmental	273,340.00	ISSUED AND UNISSUED		Balance January 1, 1992	123,760.95
Welfare—Public Assistance		School	779,000	Transfer From Taxes	621,368.56
Hospital, Clinics, First Aid		Self-Liquidating		Redeemed in 1992	22,847.90
Animal, Insect, & Rodent Control	8,200.00	Other	9,624,466	Cancelled, Abated or Adjusted (1992)	
Other Welfare Services	138,812.00	Total	10,403,466	Transfers to Foreclosed Property	
RECREATION and CONSERVATION		ISSUED AND OUTSTANDING		Balance December 31, 1992	722,281.61
Beaches and Boardwalks		School	779,000.00	PROPERTY ACQUIRED BY DEED OR FORECLOSURE	
Parks, Playgrounds, Shade Trees	287,546.00	Self-Liquidating		Balance January 1, 1992	
Land Reclamation & Conservation	53,414.98	Other	9,069,000.00	Transfers From Taxes or Liens	
Other Recreational Services	163,891.00	Total	9,848,000.00	Sale for Cash (1992)	
EDUCATION (excluding schools)		EQUALIZED VALUATION BASIS FOR NET DEBT COMPUTATION		Cancelled, Abated or Adjusted (1992)	
Libraries	844,647.00	REAL PROPERTY VALUATIONS		Balance December 31, 1992	
Other Educational Services		Code Class # of Parcels % VAL'N ASSESSED VALUATION		CURRENT FINANCES DECEMBER 31, 1992	
STATUTORY EXPENDITURES		1 Vacant Land 169 5.09 132,297,100.00		ASSETS	
Pensions & F. L. C. A.	1,222,825.00	2 Residential 4338 28.59 742,882,900.00		Cash Dec. 31, 1992	6,548,499.52
Employee Fringe Benefits	1,505,464.00	3 Farm 216 27.26 708,275,300.00		Taxes Receivable	1,711,930.12
Other Statutory Expenditures		4a Commercial 161 38.31 995,389,500.00		Tax Title Liens	722,281.61
CETA And Other Public Employment Programs		4c Apartments 12 .76 19,724,200.00		Foreclosed Property	
MUNICIPAL FUNCTIONS TOTAL	21,868,941.93	Total 4896 2,598,569,000.00		Emergencies & Other Deferred Charges	
CAPITAL IMPROVEMENTS *MEMO*	100.00	Land Area 5.80 Sq. Miles		State and Federal Aid Receivable	352,275.04
DEBT SERVICE		Net Valuation Taxable—Municipal	2,607,416,172	Other Receivables	5,838.80
Principal Payments	1,070,000.00	Net Valuation Taxable—County	2,546,211,397	Total	9,340,825.09
Interest Payments	924,794.25	State Equalized Valuation	2,505,694,936	LIABILITIES, RESERVES, AND SURPLUS	
TYPE I SCHL DEBT *MEMO	40,450.00	State Equalization Ratio	106.09	Cash Liabilities	
DEFERRED CHARGES	146,850.27			Reserves for Receivables	2,440,050.53
SCHOOL, COUNTY, SPECIAL DISTRICT TAXES	27,748,312.65			Surplus Dec. 31, 1992	1,706,939.27
RESERVE FOR UNCOLLECTED TAXES	1,755,000.00			Total	9,340,825.09
EXPENDITURES TOTAL	53,513,899.10				

0332

Population 1980 4,537
 Population 1990 5,765
 S & P Rating
 Moody Rating

General Tax Rate Per \$100.

1.80

State Equalized Tax Rate

1.86

SHAMONG TOWNSHIP - BURLINGTON CO.

Form of Government:

Township Committee

Number of Members on Governing Body - 3

PER CAPITA:

Gross Debt 1,353.63
 Net Debt 97.49
 Debt Service 37.93
 Total Tax Levy 953.51
 Municipal Expenditures 296.69

PER CENT:

Gross Debt 2.73
 Net Debt .19
 Tax Levy Collected 93.26
 Tax Levy Cancelled, Abated or Adjusted .40

EXPENDITURES		REVENUES-REALIZED		1992 PROPERTY TAX	
GENERAL GOVERNMENT		1992 Property Taxes Collected		STATE EQUALIZED TAX RATE	
Governing Body & Public Boards		1992 Payments in Lieu of Taxes	5,127,351.00	Local District School Taxes	.97
Municipal Clerk		Delinquent Tax & Lien Collections	206,085.00	Regional & Consolidated School Tax	.31
Financial Administration	30,826.00	Business Personality Replacement Taxes	12,908.00	School Taxes in Municipal Budget	
Assessment of Taxes	18,593.00	Taxes from Public Utilities	243,133.00	County Taxes	.55
Collection of Taxes	49,443.00	Other Miscellaneous Tax Revenues		County Library Taxes	.03
Planning, Housing & Development	20,202.00	State Aid Revenues	324,516.00	Local Municipal Purpose Taxes	
Human Resources	23,401.00	Federal Aid Revenues		Veteran & Senior Citizen Taxes	
Elections		State and Local Fiscal Assistance Act Utilized		Total Taxes for Rate Computation	1.86
General Administration (other)	266,278.00	Sale of Acquired Property		Special District Taxes	
JUDICIARY		Other Miscellaneous Revenues	319,749.00	Bank Corp. Taxes	
Municipal Courts	40,519.00	Total	6,233,742.00	Added and Omitted Taxes	63,462.00
PUBLIC SAFETY		Prior Years Surplus Appropriated	874,400.00	Total Taxes Levied - ABSTRACT	5,496,993.82
Fire Protection	41,729.00	REVENUES TOTAL	7,108,142.00	Total Taxes Billed	5,498,123.00
Police Protection	33,600.00	Reserve For Uncollected Taxes	403,950.00	1992 TAXES COLLECTED	5,127,351.00
Civil Defense & Disaster Control	8,205.00	CAPITAL OUTLAY TOTAL	249,062.00	1992 Taxes Cancelled, Abated or Adjusted	21,771.00
Environmental Inspection & Control	31,731.00	Public Enterprises		Transfer to Tax Title Liens or Foreclosed	28,060.00
Other Public Safety		Recreation-Culture		Balance Outstanding Dec. 31, 1992	320,941.00
PUBLIC WORKS		Public Works	231,960.00	PRIOR YEARS TAXES OUTSTANDING	
Streets and Drainage	405,075.00	Buildings and Grounds	17,082.00	Balance January 1, 1992	215,658.00
Sewers and Sewage Processing		Library and Education		Collected in 1992	196,028.00
Garbage and Trash Disposal		Conservation		Cancelled, Abated or Adjusted 1992	9,411.00
Public Buildings and Grounds	23,930.00	All Other		Transfers to Tax Title Liens or Foreclosed	9,192.00
Other Public Works		CAPITAL DEBT AUTHORIZED, DECEMBER 31, 1992		Balance December 31, 1992	1,027.00
HEALTH and WELFARE		ISSUED AND UNISSUED		TAX TITLE LIENS OUTSTANDING	
Health Services Except Environmental	6,609.00	School	7,241,908	Balance January 1, 1992	127,892.00
Welfare-Public Assistance	2,650.00	Self-Liquidating		Transfer From Taxes	28,060.00
Hospital, Clinics, First Aid		Other	562,029	Redeemed in 1992	10,057.00
Animal, Insect, & Rodent Control	5,000.00	Total	7,803,938	Cancelled, Abated or Adjusted (1992)	
Other Welfare Services	200.00	ISSUED AND OUTSTANDING		Transfers to Foreclosed Property	
RECREATION and CONSERVATION		School	7,241,908.21	Balance December 31, 1992	145,895.00
Beaches and Boardwalks		Self-Liquidating		PROPERTY ACQUIRED BY DEED OR	
Parks, Playgrounds, Shade Trees	25,000.00	Other	288,499.00	FORECLOSURE	
Land Reclamation & Conservation	3,616.00	Total	7,530,407.21	Balance January 1, 1992	430,425.00
Other Recreational Services	5,000.00	EQUALIZED VALUATION BASIS		Transfers From Taxes or Liens	
EDUCATION (excluding schools)		FOR NET DEBT COMPUTATION	288,808,657	Sale for Cash (1992)	
Libraries		REAL PROPERTY VALUATIONS		Cancelled, Abated or Adjusted (1992)	
Other Educational Services		Code Class # of Parcels % VAL'N		Balance December 31, 1992	430,425.00
STATUTORY EXPENDITURES				CURRENT FINANCES DECEMBER 31, 1992	
Pensions & F. L. C. A.	28,625.00			ASSETS	
Employee Fringe Benefits				Cash Dec. 31, 1992	2,491,992.00
Other Statutory Expenditures	750.00			Taxes Receivable	321,968.00
CETA And Other Public Employment Programs				Tax Title Liens	145,895.00
MUNICIPAL FUNCTIONS TOTAL	1,071,037.00			Foreclosed Property	430,425.00
CAPITAL IMPROVEMENTS *MEMO*	50,000.00			Emergencies & Other Deferred Charges	
DEBT SERVICE				State and Federal Aid Receivable	103,723.00
Principal Payments	217,901.00			Other Receivables	90,645.00
Interest Payments				Total	3,584,648.00
DEFERRED CHARGES	17,500.00			LIABILITIES, RESERVES, AND SURPLUS	
SCHOOL, COUNTY, SPECIAL DISTRICT TAXES	5,433,531.82	Land Area 46.61 Sq. Miles		Cash Liabilities	1,028,779.00
RESERVE FOR UNCOLLECTED TAXES	403,950.00	Net Valuation Taxable-Municipal	301,925,596	Reserves for Receivables	988,933.00
EXPENDITURES TOTAL	7,143,959.82	Net Valuation Taxable-County	295,715,715	Surplus Dec. 31, 1992	1,566,936.00
		State Equalized Valuation	292,643,077	Total	3,584,648.00
		State Equalization Ratio	103.20		

Population 1980 **604**
 Population 1990 **403**
 S & P Rating
 Moody Rating

General Tax Rate Per \$100. **3.25**
 State Equalized Tax Rate **2.23**

SHILOH BOROUGH - CUMBERLAND CO.
 Form of Government:
Borough Council
 Number of Members on Governing Body - 6

PER CAPITA: Gross Debt **274.12** PER CENT: Gross Debt **.77**
 Net Debt Debt Service Total Tax Levy **878.39** Net Debt Tax Levy Collected **87.17**
 Municipal Expenditures **329.99** Tax Levy Cancelled, Abated or Adjusted

EXPENDITURES	REVENUES-REALIZED	1992 PROPERTY TAX
GENERAL GOVERNMENT		STATE EQUALIZED TAX RATE 2.23
Governing Body & Public Boards	1992 Property Taxes Collected 313,150.07	Local District School Taxes .84 133,994.00
Municipal Clerk	1992 Payments in Lieu of Taxes	Regional & Consolidated School Tax .26 42,175.22
Financial Administration 3,850.00	Delinquent Tax & Lien Collections 36,963.93	School Taxes in Municipal Budget
Assessment of Taxes 1,850.00	Business Personalty Replacement Taxes 4,597.84	County Taxes .93 * 147,730.11
Collection of Taxes 2,000.00	Taxes from Public Utilities 19,193.00	County Library Taxes
Planning, Housing & Development 1,000.00	Other Miscellaneous Tax Revenues	Local Municipal Purpose Taxes .19 30,506.12
Human Resources 4,000.00	State Aid Revenues 21,650.00	Veteran & Senior Citizen Taxes 8,850.00
Elections	Federal Aid Revenues	Total Taxes for Rate Computation 2.22 353,255.45
General Administration (other) 25,067.74	State and Local Fiscal Assistance Act Utilized	Special District Taxes
JUDICIARY	Sale of Acquired Property	Bank Corp. Taxes
Municipal Courts 1,350.00	Other Miscellaneous Revenues	Added and Omitted Taxes 3,979.63
PUBLIC SAFETY	Total 406,484.37	Total Taxes Levied - ABSTRACT 358,385.08
Fire Protection 3,048.80	Prior Years Surplus Appropriated 30,000.00	Total Taxes Billed 359,256.80
Police Protection	REVENUES TOTAL 436,484.37	1992 TAXES COLLECTED 313,150.07
Civil Defense & Disaster Control 200.00	Reserve For Uncollected Taxes 39,060.73	1992 Taxes Cancelled, Abated or Adjusted
Environmental Inspection & Control 1,750.00	CAPITAL OUTLAY TOTAL 35.82	Transfer to Tax Title Liens or Foreclosed Balance Outstanding Dec. 31, 1992 46,106.73
Other Public Safety	Public Enterprises	PRIOR YEARS TAXES OUTSTANDING
PUBLIC WORKS	Recreation-Culture	Balance January 1, 1992 36,963.93
Streets and Drainage 7,500.00	Public Works	Collected in 1992 36,963.93
Sewers and Sewage Processing 7,000.00	Buildings and Grounds 35.82	Cancelled, Abated or Adjusted 1992
Garbage and Trash Disposal 30,687.50	Library and Education	Transfers to Tax Title Liens or Foreclosed Balance December 31, 1992
Public Buildings and Grounds 2,820.00	Conservation	TAX TITLE LIENS OUTSTANDING
Other Public Works	All Other	Balance January 1, 1992
HEALTH and WELFARE	CAPITAL DEBT AUTHORIZED, DECEMBER 31, 1992	Transfer From Taxes
Health Services Except Environmental	ISSUED AND UNISSUED GROSS DEBT NET DEBT	Redeemed in 1992
Welfare-Public Assistance 500.00	School 111,842	Cancelled, Abated or Adjusted (1992)
Hospital, Clinics, First Aid	Self-Liquidating	Transfers to Foreclosed Property
Animal, Insect, & Rodent Control 554.40	Other	Balance December 31, 1992
Other Welfare Services	Total 111,842	PROPERTY ACQUIRED BY DEED OR FORECLOSURE
RECREATION and CONSERVATION	ISSUED AND OUTSTANDING	Balance January 1, 1992
Beaches and Boardwalks	School 111,842.50	Transfers From Taxes or Liens
Parks, Playgrounds, Shade Trees	Self-Liquidating	Sale for Cash (1992)
Land Reclamation & Conservation	Other	Cancelled, Abated or Adjusted (1992)
Other Recreational Services	Total 111,842.50	Balance December 31, 1992
EDUCATION (excluding schools)	EQUALIZED VALUATION BASIS FOR NET DEBT COMPUTATION 14,484,029	CURRENT FINANCES DECEMBER 31, 1992
Libraries	REAL PROPERTY VALUATIONS	ASSETS
Other Educational Services	Code Class # of Parcels % VAL'N ASSESSED VALUATION	Cash Dec. 31, 1992 70,017.56
STATUTORY EXPENDITURES	1 Vacant Land 14 1.16 125,525.00	Taxes Receivable 46,106.73
Pensions & F. L. C. A. 500.00	2 Residential 167 78.53 8,487,800.00	Tax Title Liens
Employee Fringe Benefits	3 Farm 30 13.35 1,443,629.00	Foreclosed Property
Other Statutory Expenditures 100.00	4a Commercial 16 6.84 739,000.00	Emergencies & Other Deferred Charges 687.50
CETA And Other Public Employment Programs	4b Industrial	State and Federal Aid Receivable 50.00
MUNICIPAL FUNCTIONS TOTAL 93,978.44	4c Apartments 1 .12 12,900.00	Other Receivables 20,832.92
CAPITAL IMPROVEMENTS *MEMO* 18,000.00	Total 228 10,808,854.00	Total 137,494.71
DEBT SERVICE	Land Area 1.18 Sq. Miles	LIABILITIES, RESERVES, AND SURPLUS
Principal Payments	Net Valuation Taxable-Municipal 10,931,583	Cash Liabilities
Interest Payments	Net Valuation Taxable-County 14,928,411	Reserves for Receivables 66,739.65
DEFERRED CHARGES 1,595.29	State Equalized Valuation 15,890,574	Surplus Dec. 31, 1992 51,347.07
SCHOOL, COUNTY, SPECIAL DISTRICT TAXES 323,899.33	State Equalization Ratio 63.55	Total 137,494.71
RESERVE FOR UNCOLLECTED TAXES 39,060.73		
EXPENDITURES TOTAL 458,533.79		

*Includes County Health Service Taxes, County Vocational School Taxes, or County Open Space Tax. See Table 13.

Population 1980 **1,427**
 Population 1990 **1,352**
 S & P Rating
 Moody Rating

General Tax Rate Per \$100. **1.26**
 State Equalized Tax Rate **1.31**

SHIP BOTTOM BOROUGH - OCEAN COUNTY

Form of Government:

Borough Council

Number of Members on Governing Body - 6

PER CAPITA: Gross Debt **1,556.56** PER CENT: Gross Debt **.57**
 Net Debt **1,236.98** Net Debt **.45**
 Debt Service **153.77** Tax Levy Collected **94.32**
 Total Tax Levy **3,484.75** Tax Levy Cancelled, Abated or Adjusted
 Municipal Expenditures **2,685.19**

EXPENDITURES		REVENUES-REALIZED		1992 PROPERTY TAX	
GENERAL GOVERNMENT				STATE EQUALIZED TAX RATE 1.30	
Governing Body & Public Boards				Local District School Taxes 934,888.30	
Municipal Clerk				Regional & Consolidated School Tax .27	
Financial Administration 51,000.00		1992 Property Taxes Collected 6,443,575.20		School Taxes in Municipal Budget .09	
Assessment of Taxes 47,700.00		1992 Payments in Lieu of Taxes		County Taxes .39	
Collection of Taxes 51,300.00		Delinquent Tax & Lien Collections 255,871.16		County Library Taxes .03	
Planning, Housing & Development 61,400.00		Business Personality Replacement Taxes 23,691.80		Local Municipal Purpose Taxes .52	
Human Resources 32,616.00		Taxes from Public Utilities 238,218.00		Veteran & Senior Citizen Taxes 30,700.00	
Elections		Other Miscellaneous Tax Revenues		Total Taxes for Rate Computation 1.30	
General Administration (other) 341,000.00		State Aid Revenues 44,782.00		Special District Taxes	
JUDICIARY		Federal Aid Revenues		Bank Corp. Taxes	
Municipal Courts 51,400.00		State and Local Fiscal Assistance Act Utilized		Added and Omitted Taxes 13,906.61	
PUBLIC SAFETY		Sale of Acquired Property		Total Taxes Levied - ABSTRACT 4,711,387.94	
Fire Protection 43,941.00		Other Miscellaneous Revenues 601,353.07		Total Taxes Billed 4,711,387.94	
Police Protection 761,900.00		Total 5,607,491.23		1992 TAXES COLLECTED	
Civil Defense & Disaster Control 3,000.00		Prior Years Surplus Appropriated 888,500.00		1992 Taxes Cancelled, Abated or Adjusted	
Environmental Inspection & Control 23,000.00		REVENUES TOTAL 6,495,991.23		Transfer to Tax Title Liens or Foreclosed	
Other Public Safety		Reserve For Uncollected Taxes 361,300.00		Balance Outstanding Dec. 31, 1992 267,812.74	
PUBLIC WORKS		CAPITAL OUTLAY TOTAL 89,164.40		PRIOR YEARS TAXES OUTSTANDING	
Streets and Drainage 229,000.00		Public Enterprises		Balance January 1, 1992 252,987.71	
Sewers and Sewage Processing 58,000.00		Recreation-Culture 54,503.07		Collected in 1992 234,353.91	
Garbage and Trash Disposal 360,000.00		Public Works 26,911.10		Cancelled, Abated or Adjusted 1992	
Public Buildings and Grounds 42,400.00		Buildings and Grounds 7,745.23		Transfers to Tax Title Liens or Foreclosed	
Other Public Works 100,000.00		Library and Education		Balance December 31, 1992 18,633.80	
HEALTH and WELFARE		Conservation		TAX TITLE LIENS OUTSTANDING	
Health Services Except Environmental 31,600.00		All Other		Balance January 1, 1992 55,498.33	
Welfare-Public Assistance 1,700.00		CAPITAL DEBT AUTHORIZED, DECEMBER 31, 1992		Transfer From Taxes	
Hospital, Clinics, First Aid 3,150.00		ISSUED AND UNISSUED GROSS DEBT NET DEBT		Redeemed in 1992	
Animal, Insect, & Rodent Control 7,200.00		School 98,185		Cancelled, Abated or Adjusted (1992)	
Other Welfare Services		Self-Liquidating		Transfers to Foreclosed Property	
RECREATION and CONSERVATION		Other 2,006,287		Balance December 31, 1992 33,981.08	
Beaches and Boardwalks 249,770.00		Total 2,104,473		PROPERTY ACQUIRED BY DEED OR FORECLOSURE	
Parks, Playgrounds, Shade Trees		ISSUED AND OUTSTANDING		Balance January 1, 1992 20,010.00	
Land Reclamation & Conservation		School 98,185.37		Transfers From Taxes or Liens	
Other Recreational Services 27,200.00		Self-Liquidating		Sale for Cash (1992)	
EDUCATION (excluding schools)		Other 1,506,171.52		Cancelled, Abated or Adjusted (1992)	
Libraries		Total 1,604,356.89		Balance December 31, 1992 20,010.00	
Other Educational Services 300.00		EQUALIZED VALUATION BASIS		CURRENT FINANCES DECEMBER 31, 1992	
STATUTORY EXPENDITURES		FOR NET DEBT COMPUTATION 367,602,406		ASSETS	
Pensions & F. L. C. A. 116,000.00		REAL PROPERTY VALUATIONS		Cash Dec. 31, 1992 2,092,352.04	
Employee Fringe Benefits 214,000.00		Code Class # of Parcels % VAL'N ASSESSED VALUATION		Taxes Receivable 286,446.54	
Other Statutory Expenditures 6,000.00		1 Vacant Land 110 4.22 15,687,400.00		Tax Title Liens 33,981.08	
CETA And Other Public Employment Programs		2 Residential 1662 79.24 294,742,430.00		Foreclosed Property 20,010.00	
MUNICIPAL FUNCTIONS TOTAL 2,910,577.00		3 Farm		Emergencies & Other Deferred Charges 160,000.00	
CAPITAL IMPROVEMENTS *MEMO* 25,000.00		4a Commercial 161 15.41 57,333,300.00		State and Federal Aid Receivable	
DEBT SERVICE		4b Industrial		Other Receivables 85,072.72	
Principal Payments 103,719.58		4c Apartments 9 1.13 6,195,800.00		Total 2,677,862.38	
Interest Payments 104,171.78		Total 1942 371,959,930.00		LIABILITIES, RESERVES, AND SURPLUS	
DEFERRED CHARGES 150,600.00		Land Area .71 Sq. Miles		Cash Liabilities 1,067,994.98	
SCHOOL, COUNTY, SPECIAL DISTRICT TAXES 2,829,431.33		Net Valuation Taxable-Municipal 372,639,470		Reserves for Receivables 425,510.34	
RESERVE FOR UNCOLLECTED TAXES 361,300.00		Net Valuation Taxable-County 360,115,325		Surplus Dec. 31, 1992 1,184,357.05	
EXPENDITURES TOTAL 6,459,849.69		State Equalized Valuation 358,953,445		Total 2,677,862.38	
		State Equalization Ratio 103.82			

1345

Population 1980 2,962
 Population 1990 3,096
 S & P Rating
 Moody Rating A

General Tax Rate Per \$100. 1.91
 State Equalized Tax Rate 2.06

SHREWSBURY BORO. - MONMOUTH CO.
 Form of Government:
Borough Council
 Number of Members on Governing Body - 6

PER CAPITAL: Gross Debt 1,649,800
 Net Debt 1,094,490
 Debt Service 254.73
 Total Tax Levy 2,704.15
 Municipal Expenditures 1,402.88

PER CENT: Gross Debt 1.26
 Net Debt .84
 Tax Levy Collected 96.90
 Tax Levy Cancelled, Abated or Adjusted

EXPENDITURES	REVENUES-REALIZED	1992 PROPERTY TAX
GENERAL GOVERNMENT		STATE EQUALIZED TAX RATE
Governing Body & Public Boards		Local District School Taxes .68 2,735,282.50
Municipal Clerk		Regional & Consolidated School Tax .40 1,614,329.55
Financial Administration 19,400.00	1992 Property Taxes Collected 8,112,708.89	School Taxes in Municipal Budget
Assessment of Taxes 28,026.00	1992 Payments in Lieu of Taxes	County Taxes .44 * 1,790,890.68
Collection of Taxes 72,285.00	Delinquent Tax & Lien Collections 311,237.21	County Library Taxes .02 68,898.03
Planning, Housing & Development 37,200.00	Business Personality Replacement Taxes 88,329.76	Local Municipal Purpose Taxes .52 2,109,883.74
Human Resources 46,388.00	Taxes from Public Utilities 318,814.00	Veteran & Senior Citizen Taxes 21,250.00
Elections	Other Miscellaneous Tax Revenues	Total Taxes for Rate Computation 2.06 8,339,534.50
General Administration (other) 356,163.00	State Aid Revenues 219,599.65	Special District Taxes
JUDICIARY	Federal Aid Revenues	Bank Corp. Taxes
Municipal Courts 65,475.00	State and Local Fiscal Assistance Act Utilized	Added and Omitted Taxes 53,764.33
PUBLIC SAFETY	Sale of Acquired Property	Total Taxes Levied - ABSTRACT 8,372,048.83
Fire Protection 85,378.50	Other Miscellaneous Revenues 423,203.66	Total Taxes Billed 8,372,048.83
Police Protection 919,035.65	Total 9,473,893.17	1992 TAXES COLLECTED 8,112,708.89
Civil Defense & Disaster Control 21,800.00	Prior Years Surplus Appropriated 960,000.00	1992 Taxes Cancelled, Abated or Adjusted
Environmental Inspection & Control 33,710.00	REVENUES TOTAL 10,433,893.17	Transfer to Tax Title Liens or Foreclosed
Other Public Safety	Reserve For Uncollected Taxes 414,452.00	Balance Outstanding Dec. 31, 1992 259,339.94
PUBLIC WORKS	CAPITAL OUTLAY TOTAL 927,887.29	PRIOR YEARS TAXES OUTSTANDING
Streets and Drainage 337,429.00	Public Enterprises	Balance January 1, 1992 429,498.15
Sewers and Sewage Processing 158,075.00	Recreation-Culture 255,413.83	Collected in 1992 311,237.21
Garbage and Trash Disposal 253,393.00	Public Works 140,444.20	Cancelled, Abated or Adjusted 1992
Public Buildings and Grounds 93,833.00	Buildings and Grounds 532,029.26	Transfers to Tax Title Liens or Foreclosed
Other Public Works 36,000.00	Library and Education	Balance December 31, 1992 118,260.94
HEALTH and WELFARE	Conservation	TAX TITLE LIENS OUTSTANDING
Health Services Except Environmental 23,324.00	All Other	Balance January 1, 1992 12,161.39
Welfare-Public Assistance 2,990.00		Transfer From Taxes
Hospital, Clinics, First Aid	CAPITAL DEBT AUTHORIZED, DECEMBER 31, 1992	Redeemed in 1992
Animal, Insect, & Rodent Control	ISSUED AND UNISSUED GROSS DEBT NET DEBT	Cancelled, Abated or Adjusted (1992)
Other Welfare Services	School 1,716,134	Transfers to Foreclosed Property
RECREATION and CONSERVATION	Self-Liquidating 3,388,540 3,388,540	Balance December 31, 1992 12,161.39
Beaches and Boardwalks	Other 5,104,674 3,388,540	PROPERTY ACQUIRED BY DEED OR FORECLOSURE
Parks, Playgrounds, Shade Trees 10,450.00	Total 5,104,674	Balance January 1, 1992
Land Reclamation & Conservation 600.00	ISSUED AND OUTSTANDING	Transfers From Taxes or Liens
Other Recreational Services	School 1,716,134.74	Sale for Cash (1992)
EDUCATION (excluding schools)	Self-Liquidating 2,654,000.00	Cancelled, Abated or Adjusted (1992)
Libraries	Other 4,370,134.74	Balance December 31, 1992
Other Educational Services	Total 4,370,134.74	CURRENT FINANCES DECEMBER 31, 1992
STATUTORY EXPENDITURES	EQUALIZED VALUATION BASIS FOR NET DEBT COMPUTATION 405,702,280	ASSETS
Pensions & F. L. C. A. 213,200.00	REAL PROPERTY VALUATIONS	Cash Dec. 31, 1992 2,449,707.05
Employee Fringe Benefits 312,300.00	Code Class # of Parcels % VAL'N ASSESSED VALUATION	Taxes Receivable 377,600.88
Other Statutory Expenditures	1 Vacant Land 76 3.11 13,449,200.00	Tax Title Liens 12,161.39
CETA And Other Public Employment Programs	2 Residential 1113 56.30 243,563,500.00	Foreclosed Property
MUNICIPAL FUNCTIONS TOTAL 3,128,495.15	3 Farm 2 .10 420,600.00	Emergencies & Other Deferred Charges 83,900.00
CAPITAL IMPROVEMENTS *MEMO* 25,000.00	4a Commercial 166 40.49 175,151,100.00	State and Federal Aid Receivable
DEBT SERVICE	4b Industrial	Other Receivables
Principal Payments 585,000.00	4c Apartments	Total 2,923,369.32
Interest Payments 203,630.00	Total 1357 432,584,400.00	LIABILITIES, RESERVES, AND SURPLUS
DEFERRED CHARGES 11,750.00	Land Area 2.30 Sq. Miles	Cash Liabilities 1,347,315.51
SCHOOL, COUNTY, SPECIAL DISTRICT TAXES 6,209,400.76	Net Valuation Taxable-Municipal 435,951,876	Reserves for Receivables 399,762.27
RESERVE FOR UNCOLLECTED TAXES 414,452.00	Net Valuation Taxable-County 414,221,696	Surplus Dec. 31, 1992 1,186,291.54
EXPENDITURES TOTAL 10,552,727.91	State Equalized Valuation 404,614,485	Total 2,923,369.32
	State Equalization Ratio 107.81	

*Includes County Health Service Taxes, County Vocational School Taxes, or County Open Space Tax. See Table 13.

Population 1980 995
 Population 1990 1,098
 S & P Rating
 Moody Rating

General Tax Rate Per \$100. 3.04
 State Equalized Tax Rate 3.26

SHREWSBURY TWP. - MONMOUTH CO.
 Form of Government:
Township Committee
 Number of Members on Governing Body - 3

PER CAPITA: Gross Debt 173.15 Gross Debt .62
 Net Debt 173.15 Net Debt .62
 Debt Service 18.75 Tax Levy Collected 99.99
 Total Tax Levy 899.81 Tax Levy Cancelled, Abated or Adjusted
 Municipal Expenditures 504.41

EXPENDITURES		REVENUES-REALIZED		1992 PROPERTY TAX	
GENERAL GOVERNMENT		REVENUES-REALIZED		STATE EQUALIZED TAX RATE	
Governing Body & Public Boards		1992 Property Taxes Collected	986,826.12	Local District School Taxes	1.16 350,718.62
Municipal Clerk		1992 Payments in Lieu of Taxes		Regional & Consolidated School Tax	.47 142,796.73
Financial Administration	15,329.00	Delinquent Tax & Lien Collections	2,716.95	School Taxes in Municipal Budget	
Assessment of Taxes	5,244.00	Business Personalty Replacement Taxes	749.00	County Taxes	.47 * 142,404.22
Collection of Taxes	4,574.00	Taxes from Public Utilities	36,894.00	County Library Taxes	.02 5,476.18
Planning, Housing & Development		Other Miscellaneous Tax Revenues		Local Municipal Purpose Taxes	1.14 345,502.78
Human Resources	4,219.00	State Aid Revenues	64,276.00	Veteran & Senior Citizen Taxes	
Elections	1,070.00	Federal Aid Revenues		Total Taxes for Rate Computation	3.26 994,498.53
General Administration (other)	129,230.00	Federal Aid Revenues		Special District Taxes	
JUDICIARY		State and Local Fiscal Assistance Act Utilized		Bank Corp. Taxes	
Municipal Courts	7,300.00	Sale of Acquired Property		Added and Omitted Taxes	
PUBLIC SAFETY		Other Miscellaneous Revenues	31,565.46	Total Taxes Levied - ABSTRACT	986,898.53
Fire Protection	6,554.00	Total	1,123,027.53	Total Taxes Billed	986,898.53
Police Protection	2,200.00	Prior Years Surplus Appropriated	95,000.00	1992 TAXES COLLECTED	986,826.12
Civil Defense & Disaster Control	2,500.00	REVENUES TOTAL	1,218,027.53	1992 Taxes Cancelled, Abated or Adjusted	
Environmental Inspection & Control	6,634.00	RESERVE FOR UNCOLLECTED TAXES	3,736.00	Transfer to Tax Title Liens or Foreclosed	
Other Public Safety		CAPITAL OUTLAY	TOTAL	Balance Outstanding Dec. 31, 1992	72.41
PUBLIC WORKS			10,360.22	PRIOR YEARS TAXES OUTSTANDING	
Streets and Drainage	54,500.00	Public Enterprises		Balance January 1, 1992	2,716.95
Sewers and Sewage Processing	104,102.00	Recreation-Culture		Collected in 1992	2,716.95
Gorbage and Trash Disposal	95,200.00	Public Works	9,545.22	Cancelled, Abated or Adjusted 1992	
Public Buildings and Grounds	24,100.00	Buildings and Grounds	815.00	Transfers to Tax Title Liens or Foreclosed	
Other Public Works		Library and Education		Balance December 31, 1992	
HEALTH and WELFARE		Conservation		TAX TITLE LIENS OUTSTANDING	
Health Services Except Environmental	9,952.00	All Other		Balance January 1, 1992	
Welfare-Public Assistance		CAPITAL DEBT AUTHORIZED, DECEMBER 31, 1992		Transfer From Taxes	
Hospital, Clinics, First Aid		ISSUED AND UNISSUED		Redeemed in 1992	
Animal, Insect, & Rodent Control	1,000.00	School		Cancelled, Abated or Adjusted (1992)	
Other Welfare Services		Self-Liquidating		Transfers to Foreclosed Property	
RECREATION and CONSERVATION		Other	195,611	Balance December 31, 1992	
Beaches and Boardwalks		Total	195,611	PROPERTY ACQUIRED BY DEED OR FORECLOSURE	
Parks, Playgrounds, Shade Trees	9,290.00	ISSUED AND OUTSTANDING		Balance January 1, 1992	
Land Reclamation & Conservation	17,847.50	School		Transfers From Taxes or Liens	
Other Recreational Services	1,300.00	Self-Liquidating		Sale for Cash (1992)	
EDUCATION (excluding schools)		Other	108,800.00	Cancelled, Abated or Adjusted (1992)	
Libraries		Total	108,800.00	Balance December 31, 1992	
Other Educational Services		EQUALIZED VALUATION BASIS		CURRENT FINANCES DECEMBER 31, 1992	
STATUTORY EXPENDITURES		FOR NET DEBT COMPUTATION	31,606,252	ASSETS	
Pensions & F. L. C. A.	14,618.00	REAL PROPERTY VALUATIONS		Cash Dec. 31, 1992	189,808.90
Employee Fringe Benefits		Code Class # of Parcels % VAL'N	ASSESSED VALUATION	Taxes Receivable	72.41
Other Statutory Expenditures	100.00	1 Vacant Land		Tax Title Liens	
CETA And Other Public Employment Programs		2 Residential 122 33.07	10,718,430.00	Foreclosed Property	
MUNICIPAL FUNCTIONS	516,862.50	3 Farm		Emergencies & Other Deferred Charges	4,200.00
CAPITAL IMPROVEMENTS *ME40*	100.00	4a Commercial		State and Federal Aid Receivable	
DEBT SERVICE		4b Industrial		Other Receivables	275.51
Principal Payments	15,241.28	4c Apartments 269 66.93	21,697,700.00	Total	194,356.82
Interest Payments	4,347.02	Total 391	32,416,100.00	LIABILITIES, RESERVES, AND SURPLUS	
DEFERRED CHARGES	12,650.00	Land Area .09 Sq. Miles		Cash Liabilities	97,118.02
SCHOOL, COUNTY, SPECIAL DISTRICT TAXES	641,395.75	Net Valuation Taxable-Municipal	32,484,275	Reserves for Receivables	347.92
RESERVE FOR UNCOLLECTED TAXES	3,735.00	Net Valuation Taxable-County	32,690,877	Surplus Dec. 31, 1992	96,890.98
EXPENDITURES		State Equalized Valuation	30,335,309	Total	194,356.82
TOTAL	1,195,232.55	State Equalization Ratio	107.10		

Population 1980 5,900
 Population 1990 5,440
 S & P Rating
 Moody Rating **BAA1**

General Tax Rate Per \$100. **4.38**
 State Equalized Tax Rate **2.82**

SOMERDALE BOROUGH - CAMDEN CO.
 Form of Government:
Borough Council
 Number of Members on Governing Body - 6

PER CAPITA:
 Gross Debt **588.84**
 Net Debt **350.45**
 Debt Service **78.88**
 Total Tax Levy **1,080.63**
 Municipal Expenditures **499.49**

PER CENT:
 Gross Debt **1.62**
 Net Debt **.96**
 Tax Levy Collected **93.13**
 Tax Levy Cancelled, Abated or Adjusted **.06**

EXPENDITURES		REVENUES-REALIZED		1992 PROPERTY TAX	
GENERAL GOVERNMENT		1992 Property Taxes Collected 5,477,354.26		STATE EQUALIZED TAX RATE 2.82	
Governing Body & Public Boards		1992 Payments in Lieu of Taxes		Local District School Taxes	84
Municipal Clerk		Delinquent Tax & Lien Collections	260,933.19	Regional & Consolidated School Tax	49
Financial Administration	67,751.00	Business Personality Replacement Taxes	41,001.80	School Taxes in Municipal Budget	
Assessment of Taxes	9,294.62	Taxes from Public Utilities	312,454.00	County Taxes	.80
Collection of Taxes	57,191.56	Other Miscellaneous Tax Revenues		County Library Taxes	.03
Planning, Housing & Development	12,621.09	State Aid Revenues	431,151.43	Local Municipal Purpose Taxes	.66
Human Resources	31,495.54	Federal Aid Revenues		Veteran & Senior Citizen Taxes	
Elections	4,757.29	State and Local Fiscal Assistance Act Utilized		Total Taxes for Rate Computation	2.82
General Administration (other)	243,198.87	Sale of Acquired Property		Special District Taxes	
JUDICIARY		Other Miscellaneous Revenues	295,951.84	Bank Corp. Taxes	
Municipal Courts	75,486.39	Total	6,818,846.52	Added and Omitted Taxes	65,990.90
PUBLIC SAFETY		Prior Years Surplus Appropriated	207,000.00	Total Taxes Levied - ABSTRACT	5,878,619.66
Fire Protection	84,559.22	REVENUES TOTAL	7,025,846.52	Total Taxes Billed	5,881,658.27
Police Protection	463,926.48	Reserve For Uncollected Taxes	278,690.44	1992 TAXES COLLECTED	5,477,354.26
Civil Defense & Disaster Control	950.00	CAPITAL OUTLAY TOTAL 290,773.34		1992 Taxes Cancelled, Abated or Adjusted	3,503.56
Environmental Inspection & Control	61,438.00	Public Enterprises		Transfer to Tax Title Liens or Foreclosed	18,858.55
Other Public Safety		Recreation—Culture		Balance Outstanding Dec. 31, 1992	381,941.90
PUBLIC WORKS		Public Works		PRIOR YEARS TAXES OUTSTANDING	
Streets and Drainage	90,523.82	Buildings and Grounds	290,773.34	Balance January 1, 1992	267,190.56
Sewers and Sewage Processing		Library and Education		Collected in 1992	242,714.28
Garbage and Trash Disposal	417,278.12	Conservation		Cancelled, Abated or Adjusted 1992	7.80
Public Buildings and Grounds	56,630.00	All Other		Transfers to Tax Title Liens or Foreclosed	2,557.66
Other Public Works		CAPITAL DEBT AUTHORIZED, DECEMBER 31, 1992		Balance December 31, 1992	21,910.82
HEALTH and WELFARE		ISSUED AND UNISSUED	GROSS DEBT	NET DEBT	
Health Services Except Environmental	4,273.60	School	1,204,274		
Welfare—Public Assistance	6,369.00	Self-Liquidating	65,000		
Hospital, Clinics, First Aid		Other	1,934,000		
Animal, Insect, & Rodent Control	2,200.00	Total	3,203,274		
Other Welfare Services		ISSUED AND OUTSTANDING			
RECREATION and CONSERVATION		School	1,204,274.12		
Beaches and Boardwalks		Self-Liquidating			
Parks, Playgrounds, Shade Trees		Other	1,934,000.00		
Land Reclamation & Conservation	15,263.38	Total	3,138,274.12		
Other Recreational Services	15,150.00	EQUALIZED VALUATION BASIS FOR NET DEBT COMPUTATION 197,852,996			
EDUCATION (excluding schools)		REAL PROPERTY VALUATIONS			
Libraries	6,000.00	Code	Class	# of Parcels	% VAL'N
Other Educational Services	1,199.14	1	Vacant Land	191	2.08
STATUTORY EXPENDITURES		2	Residential	1628	68.07
Pensions & F. L. C. A.	69,296.84	3	Farm		
Employee Fringe Benefits	204,449.66	4a	Commercial	123	19.99
Other Statutory Expenditures	4,800.00	4b	Industrial	41	6.10
CETA And Other Public Employment Programs		4c	Apartments	7	3.75
MUNICIPAL FUNCTIONS TOTAL 2,006,094.62		Total	1990		
CAPITAL IMPROVEMENTS *MEMO* 50,000.00		Land Area	1.36	Sq. Miles	
DEBT SERVICE		Net Valuation Taxable-Municipal	132,808,098		
Principal Payments	255,000.00	Net Valuation Taxable-County	205,919,772		
Interest Payments	174,086.00	State Equalized Valuation	206,098,969		
DEFERRED CHARGES 3,328.08		State Equalization Ratio	64.33		
SCHOOL, COUNTY, SPECIAL DISTRICT TAXES 4,445,645.76		ASSESSED VALUATION			
RESERVE FOR UNCOLLECTED TAXES 278,690.44		Cash Dec. 31, 1992	908,063.88		
EXPENDITURES TOTAL 7,163,844.90		Taxes Receivable	403,852.72		
		Tax Title Liens	76,485.66		
		Foreclosed Property	19,880.00		
		Emergencies & Other Deferred Charges			
		State and Federal Aid Receivable			
		Other Receivables	49,451.22		
		Total	1,457,733.48		
		LIABILITIES, RESERVES, AND SURPLUS			
		Cash Liabilities	497,352.03		
		Reserves for Receivables	549,669.60		
		Surplus Dec. 31, 1992	410,711.85		
		Total	1,457,733.48		

Population 1980 10,330
 Population 1990 11,216
 S & P Rating
 Moody Rating

General Tax Rate Per \$100. 2.77
 State Equalized Tax Rate 2.14

SOMERS POINT CITY - ATLANTIC COUNTY

Form of Government:
 City Charter Act (P.L. 1897 c. 30)
 Number of Members on Governing Body - 7

PER CAPITA: Grass Debt 438.82
 Net Debt 436.20
 Debt Service 52.76
 Total Tax Levy 1,196.69
 Municipal Expenditures 549.17

PER CENT: Grass Debt .81
 Net Debt .81
 Tax Levy Collected 91.77
 Tax Levy Cancelled, Abated or Adjusted 1.17

EXPENDITURES		REVENUES-REALIZED			1992 PROPERTY TAX	
GENERAL GOVERNMENT					STATE EQUALIZED TAX RATE	
Governing Body & Public Boards		1992 Property Taxes Collected		Local District School Taxes		4,471,820.85
Municipal Clerk	91,147.00	1992 Payments in Lieu of Taxes	12,319,832.02	Regional & Consolidated School Tax		2,649,316.16
Financial Administration	64,819.50	Delinquent Tax & Lien Collections	891,172.10	School Taxes in Municipal Budget		
Assessment of Taxes	66,667.00	Business Personalty Replacement Taxes	82,198.68	County Taxes	-.46 *	2,854,623.69
Collection of Taxes	61,108.00	Taxes from Public Utilities	579,996.00	County Library Taxes	-.03	205,373.23
Planning, Housing & Development	65,750.00	Other Miscellaneous Tax Revenues		Local Municipal Purpose Taxes	-.51	3,217,703.34
Human Resources	87,022.00	State Aid Revenues	622,933.57	Veteran & Senior Citizen Taxes		108,900.00
Elections		Federal Aid Revenues		Total Taxes for Rate Computation	2.13	13,507,737.26
General Administration (other)	526,688.00	State and Local Fiscal Assistance Act Utilized		Special District Taxes		
JUDICIARY		Sale of Acquired Property		Bank Corp. Taxes		
Municipal Courts	82,114.00	Other Miscellaneous Revenues	704,030.03	Added and Omitted Taxes		23,193.10
PUBLIC SAFETY		Total	15,200,162.40	Total Taxes Levied - ABSTRACT		13,422,030.36
Fire Protection	181,528.00	Prior Years Surplus Appropriated	340,000.00	Total Taxes Billed		13,424,747.20
Police Protection	1,297,135.00	REVENUES TOTAL	15,540,162.40	1992 TAXES COLLECTED		12,319,832.02
Civil Defense & Disaster Control	4,150.00	Reserve For Uncollected Taxes	1,025,219.45	1992 Taxes Cancelled, Abated or Adjusted		156,509.68
Environmental Inspection & Control	55,360.00	CAPITAL OUTLAY TOTAL		Transfer to Tax Title Liens or Foreclosed		2,036.67
Other Public Safety		Public Enterprises	1,198,189.14	Balance Outstanding Dec. 31, 1992		946,368.83
PUBLIC WORKS		Recreation-Culture	140,454.43	PRIOR YEARS TAXES OUTSTANDING		
Streets and Drainage	68,000.00	Public Works	348,562.77	Balance January 1, 1992		1,122,175.81
Sewers and Sewage Processing	680,967.61	Buildings and Grounds	709,171.94	Collected in 1992		891,122.10
Garbage and Trash Disposal		Library and Education		Cancelled, Abated or Adjusted 1992		
Public Buildings and Grounds	57,327.00	Conservation		Transfers to Tax Title Liens or Foreclosed		
Other Public Works	314,857.00	All Other		Balance December 31, 1992		231,053.71
HEALTH and WELFARE		CAPITAL DEBT AUTHORIZED, DECEMBER 31, 1992			TAX TITLE LIENS OUTSTANDING	
Health Services Except Environmental		ISSUED AND UNISSUED	GROSS DEBT	NET DEBT		
Welfare-Public Assistance	6,750.00	School				
Hospital, Clinics, First Aid		Self-Liquidating	4,921,770	4,892,375		
Animal, Insect, & Rodent Control	5,400.00	Other		4,892,375		
Other Welfare Services		Total	4,921,770	4,892,375		
RECREATION and CONSERVATION		ISSUED AND OUTSTANDING			Balance January 1, 1992	
Beaches and Boardwalks		School				21,294.37
Parks, Playgrounds, Shade Trees	52,976.00	Self-Liquidating				2,036.67
Land Reclamation & Conservation	500.00	Other				50.00
Other Recreational Services		Total				
EDUCATION (excluding schools)		EQUALIZED VALUATION BASIS			Transfers to Foreclosed Property	
Libraries		FOR NET DEBT COMPUTATION			Balance December 31, 1992	
Other Educational Services					23,281.04	
STATUTORY EXPENDITURES		REAL PROPERTY VALUATIONS			PROPERTY ACQUIRED BY DEED OR FORECLOSURE	
Pensions & F. L. C. A.	281,982.00	Code	Class	# of Parcels	% VAL'N	ASSESSED VALUATION
Employee Fringe Benefits	441,036.00	1	Vacant Land	329	3.48	16,638,900.00
Other Statutory Expenditures		2	Residential	3780	68.60	327,515,500.00
CETA And Other Public Employment Programs		3	Farm			99,570,000.00
MUNICIPAL FUNCTIONS TOTAL		4a	Commercial	223	20.85	33,726,100.00
CAPITAL IMPROVEMENTS *MEMO*		4b	Industrial			477,450,500.00
DEBT SERVICE		4c	Apartments	28	7.06	
Principal Payments	350,000.00	Total		4360		
Interest Payments	241,742.33	Land Area		4.08	Sq. Miles	
DEFERRED CHARGES		Net Valuation Taxable-Municipal			483,635,981	
SCHOOL, COUNTY, SPECIAL DISTRICT TAXES	10,181,133.92	Net Valuation Taxable-County			618,367,319	
RESERVE FOR UNCOLLECTED TAXES	1,025,219.45	State Equalized Valuation			623,924,516	
EXPENDITURES TOTAL	16,340,608.34	State Equalization Ratio			77.29	
					LIABILITIES, RESERVES, AND SURPLUS	
					Cash Liabilities	
					Reserves for Receivables	
					Surplus Dec. 31, 1992	
					Total	
					Cash Dec. 31, 1992	
					Taxes Receivable	
					Tax Title Liens	
					Foreclosed Property	
					Emergencies & Other Deferred Charges	
					State and Federal Aid Receivable	
					Other Receivables	
					Total	
					Cash Liabilities	
					Reserves for Receivables	
					Surplus Dec. 31, 1992	
					Total	

*Includes County Health Service Taxes, County Vacational School Taxes, or County Open Space Tax. See Table 13.

1818
 Population 1980 11,973
 Population 1990 11,632
 S & P Rating
 Moody Rating A1

General Tax Rate Per \$100. 3.75
 State Equalized Tax Rate 2.73

SOMERVILLE BOROUGH - SOMERSET CO.

Form of Government:

Borough Council

Number of Members on Governing Body - 6

PER CAPITA:
 Gross Debt 1,023.86 PER CENT:
 Net Debt 785.25 Gross Debt 1.79
 Debt Service 70.30 Net Debt 1.37
 Total Tax Levy 1,531.47 Tax Levy Collected 94.25
 Municipal Expenditures 790.31 Tax Levy Cancelled, Abated or Adjusted .20

EXPENDITURES		REVENUES-REALIZED		1992 PROPERTY TAX	
GENERAL GOVERNMENT		REVENUES-REALIZED		STATE EQUALIZED TAX RATE	
Governing Body & Public Boards		1992 Property Taxes Collected	16,966,342.70	Local District School Taxes	1.48 9,687,022.01
Municipal Clerk		1992 Payments in Lieu of Taxes	132,365.60	Regional & Consolidated School Tax	
Financial Administration	85,820.51	Delinquent Tax & Lien Collections	827,713.36	School Taxes in Municipal Budget	
Assessment of Taxes	56,289.75	Business Personalty Replacement Taxes	252,385.28	County Taxes	.45 * 2,945,718.49
Collection of Taxes	43,344.75	Taxes from Public Utilities	967,701.00	County Library Taxes	
Planning, Housing & Development	60,508.67	Other Miscellaneous Tax Revenues		Local Municipal Purpose Taxes	.79 5,153,494.52
Human Resources	105,314.84	State Aid Revenues	567,412.63	Veteran & Senior Citizen Taxes	83,100.00
Elections	4,860.37	Federal Aid Revenues		Total Taxes for Rate Computation	2.72 17,879,335.02
General Administration (other)	959,453.20	State and Local Fiscal Assistance Act Utilized		Special District Taxes	
JUDICIARY		Sale of Acquired Property		Bank Corp. Taxes	
Municipal Courts	145,892.70	Other Miscellaneous Revenues	1,296,091.40	Added and Omitted Taxes	17,798.75
PUBLIC SAFETY		Total	21,010,011.97	Total Taxes Levied - ABSTRACT	17,814,033.77
Fire Protection	242,498.62	Prior Years Surplus Appropriated	850,000.00	Total Taxes Billed	17,999,296.48
Police Protection	2,176,449.63	REVENUES TOTAL	21,860,011.97	1992 TAXES COLLECTED	16,966,342.70
Civil Defense & Disaster Control	2,800.00	Reserve For Uncollected Taxes	947,000.00	1992 Taxes Cancelled, Abated or Adjusted	51,306.69
Environmental Inspection & Control	119,791.32	CAPITAL OUTLAY TOTAL	1,216,812.13	Transfer to Tax Title Liens or Foreclosed	39,802.50
Other Public Safety		Public Enterprises		Balance Outstanding Dec. 31, 1992	941,844.59
PUBLIC WORKS		Recreation-Culture		PRIOR YEARS TAXES OUTSTANDING	
Streets and Drainage	752,737.59	Public Works	61,824.71	Balance January 1, 1992	804,068.62
Sewers and Sewage Processing	74,361.36	Buildings and Grounds	1,154,987.42	Collected in 1992	774,603.81
Garbage and Trash Disposal	665,000.00	Library and Education		Cancelled, Abated or Adjusted 1992	1,238.61
Public Buildings and Grounds	183,500.00	Conservation		Transfers to Tax Title Liens or Foreclosed	
Other Public Works		All Other		Balance December 31, 1992	28,226.20
HEALTH and WELFARE		CAPITAL DEBT AUTHORIZED, DECEMBER 31, 1992		TAX TITLE LIENS OUTSTANDING	
Health Services Except Environmental	190,934.18	ISSUED AND UNISSUED		Balance January 1, 1992	132,569.35
Welfare-Public Assistance	70,578.53	School	2,774,000	Transfer From Taxes	39,802.50
Hospital, Clinics, First Aid		Self-Liquidating	600,000	Redeemed in 1992	53,109.55
Animal, Insect, & Rodent Control	29,050.00	Other	8,535,484	Cancelled, Abated or Adjusted (1992)	1,484.05
Other Welfare Services		Total	11,909,484	Transfers to Foreclosed Property	
RECREATION and CONSERVATION		ISSUED AND OUTSTANDING		Balance December 31, 1992	117,778.25
Beaches and Boardwalks		School	2,774,000.00	PROPERTY ACQUIRED BY DEED OR FORECLOSURE	
Parks, Playgrounds, Shade Trees	27,950.00	Self-Liquidating	355,000.00	Balance January 1, 1992	4,800.00
Land Reclamation & Conservation		Other	4,134,000.00	Transfers From Taxes or Liens	
Other Recreational Services	120,172.18	Total	7,263,000.00	Sale for Cash (1992)	
EDUCATION (excluding schools)		EQUALIZED VALUATION BASIS		Cancelled, Abated or Adjusted (1992)	
Libraries	241,674.23	FOR NET DEBT COMPUTATION	666,460,081	Balance December 31, 1992	4,800.00
Other Educational Services		REAL PROPERTY VALUATIONS		CURRENT FINANCES DECEMBER 31, 1992	
STATUTORY EXPENDITURES		Code Class # of Parcels % VALN ASSESSED VALUATION		ASSETS	
Pensions & F. I. C. A.	505,799.36	1 Vacant Land 86 .87 4,027,970.00		Cash Dec. 31, 1992	2,077,558.82
Employee Fringe Benefits	554,857.92	2 Residential 2651 61.47 285,643,697.00		Taxes Receivable	970,070.79
Other Statutory Expenditures		3 Farm 14,989,900.00		Tax Title Liens	117,778.25
CETA And Other Public Employment Programs		4a Commercial 414 27.68 128,649,550.00		Foreclosed Property	4,800.00
MUNICIPAL FUNCTIONS TOTAL	7,420,638.71	4b Industrial 18 3.23 14,989,900.00		Emergencies & Other Deferred Charges	7,500.00
CAPITAL IMPROVEMENTS *MEMO*	50,000.00	4c Apartments 31 6.76 31,414,100.00		State and Federal Aid Receivable	
DEBT SERVICE		Total 3200 464,725,217.00		Other Receivables	32,845.94
Principal Payments	577,000.00	Land Area 2.30 Sq. Miles		Total	3,210,553.80
Interest Payments	240,695.29	Net Valuation Taxable-Municipal	475,710,086	LIABILITIES, RESERVES, AND SURPLUS	
DEFERRED CHARGES	7,500.00	Net Valuation Taxable-County	704,931,786	Cash Liabilities	1,045,191.48
SCHOOL, COUNTY, SPECIAL DISTRICT TAXES	12,632,740.50	State Equalized Valuation	649,519,105	Reserves for Receivables	1,125,494.98
RESERVE FOR UNCOLLECTED TAXES	947,000.00	State Equalization Ratio	72.73	Surplus Dec. 31, 1992	1,039,867.34
EXPENDITURES TOTAL	21,825,574.50			Total	3,210,553.80

1220

Population 1980 8,322
 Population 1990 7,863
 S & P Rating
 Moody Rating AAA

General Tax Rate Per \$100 4.10
 State Equalized Tax Rate 2.06

SOUTH AMBOY CITY - MIDD. COUNTY
 Form of Government:
Mayor-Council Plan D (OMCL 50)
 Number of Members on Governing Body - 5

PER CAPITA: Gross Debt 3,027.63 Gross Debt 6.69
 Net Debt 1,230.85 Net Debt 2.72
 Debt Service 55.93 Tax Levy Collected 95.04
 Total Tax Levy 921.24 Tax Levy Cancelled, Abated
 Municipal Expenditures 991.91 or Adjusted

EXPENDITURES		REVENUES-REALIZED		1992 PROPERTY TAX	
GENERAL GOVERNMENT				STATE EQUALIZED TAX RATE <u>2.06</u>	
Governing Body & Public Boards		1992 Property Taxes Collected	6,897,863.54	Local District School Taxes	1.31 4,611,512.00
Municipal Clerk		1992 Payments in Lieu of Taxes		Regional & Consolidated School Tax	
Financial Administration	167,622.00	Delinquent Tax & Lien Collections	361,023.84	School Taxes in Municipal Budget	
Assessment of Taxes	15,427.00	Business Personalty Replacement Taxes	57,453.24	County Taxes	.43 1,532,421.10
Collection of Taxes		Taxes from Public Utilities	3,551,865.00	Caunty Library Taxes	
Planning, Housing & Development	47,163.00	Other Miscellaneous Tax Revenues		Local Municipal Purpose Taxes	.31 1,097,531.81
Human Resources	266,141.53	State Aid Revenues	1,707,995.00	Veteran & Senior Citizen Taxes	111,850.00
Elections	5,000.00	Federal Aid Revenues		Total Taxes for Rate Computation	2.05 7,353,314.91
General Administration (other)	812,145.00	State and Local Fiscal Assistance Act Utilized		Special District Taxes	
JUDICIARY		Sale of Acquired Property		Bank Corp. Taxes	
Municipal Courts	98,625.00	Other Miscellaneous Revenues	1,480,867.90	Added and Omitted Taxes	2,217.11
PUBLIC SAFETY		Total	14,057,073.52	Total Taxes Levied - ABSTRACT	7,243,682.02
Fire Protection	135,435.00	Prior Years Surplus Appropriated	84,000.00	Total Taxes Billed	7,257,746.52
Police Protection	1,725,709.00	REVENUES TOTAL	14,141,073.52	1992 TAXES COLLECTED	6,897,868.54
Civil Defense & Disaster Control	1,846.00	Reserve For Uncollected Taxes	433,754.00	1992 Taxes Cancelled, Abated or Adjusted	
Environmental Inspection & Control	30,453.00	CAPITAL OUTLAY TOTAL	1,130,066.14	Transfer to Tax Title Liens or Foreclosed	
Other Public Safety				Balance Outstanding Dec. 31, 1992	359,877.98
PUBLIC WORKS				PRIOR YEARS TAXES OUTSTANDING	
Streets and Drainage	1,011,837.00	Public Enterprises	223,788.19	Balance January 1, 1992	399,016.02
Sewers and Sewage Processing	462,311.00	Recreation-Culture	52,713.30	Collected in 1992	333,251.87
Garbage and Trash Disposal	398,600.00	Public Works	487,036.00	Cancelled, Abated or Adjusted 1992	
Public Buildings and Grounds	362,246.00	Buildings and Grounds	366,528.65	Transfers to Tax Title Liens or Foreclosed	
Other Public Works		Library and Education		Balance December 31, 1992	65,764.15
HEALTH and WELFARE		Conservation		TAX TITLE LIENS OUTSTANDING	
Health Services Except Environmental	116,837.00	All Other		Balance January 1, 1992	136,366.61
Welfare-Public Assistance				Transfer From Taxes	
Hospital, Clinics, First Aid	7,250.00	CAPITAL DEBT AUTHORIZED, DECEMBER 31, 1992		Redeemed in 1992	27,771.97
Animal, Insect, & Rodent Control	9,849.00	ISSUED AND UNISSUED	GROSS DEBT	NET DEBT	
Other Welfare Services		School	13,900,000		
RECREATION and CONSERVATION		Self-Liquidating	514,775	286,665	
Beaches and Boardwalks		Other	9,391,498	9,391,498	
Parks, Playgrounds, Shade Trees	12,700.00	Total	23,806,273	9,678,164	
Land Reclamation & Conservation	10,328.00				
Other Recreational Services	46,029.00	ISSUED AND OUTSTANDING			
EDUCATION (excluding schools)		School		248,000.00	
Libraries	188,327.00	Self-Liquidating		7,525,000.00	
Other Educational Services		Other		7,773,000.00	
STATUTORY EXPENDITURES		Total			
Pensions & F. L. C. A.	149,000.00	EQUALIZED VALUATION BASIS		355,588,525	
Employee Fringe Benefits	718,253.00	FOR NET DEBT COMPUTATION			
Other Statutory Expenditures		REAL PROPERTY VALUATIONS			
CETA And Other Public Employment Programs		Code Class # of Parcels % VAL'N	ASSESSED VALUATION		
MUNICIPAL FUNCTIONS		1 Vacant Land 109 2.54	4,475,300.00		
TOTAL	6,799,183.53	2 Residential 2151 78.69	138,502,500.00		
CAPITAL IMPROVEMENTS		3 Farm			
MEMO	35,000.00	4a Commercial 158 10.36	18,236,700.00		
DEBT SERVICE		4b Industrial 13 7.47	13,155,100.00		
Principal Payments	159,000.00	4c Apartments 8 .94	1,647,900.00		
Interest Payments	280,803.59	Total 2439	176,017,500.00		
DEFERRED CHARGES		Land Area 1.45 Sq. Miles			
SCHOOL, COUNTY, SPECIAL DISTRICT TAXES	6,143,933.10	Net Valuation Taxable-Municipal	176,958,782		
RESERVE FOR UNCOLLECTED TAXES	433,754.00	Net Valuation Taxable-County	355,820,475		
EXPENDITURES		State Equalized Valuation	352,694,543		
TOTAL	13,943,308.24	State Equalization Ratio	50.14		
				CURRENT FINANCES DECEMBER 31, 1992	
				ASSETS	
				Cash Dec. 31, 1992	3,756,596.64
				Taxes Receivable	425,642.13
				Tax Title Liens	108,594.64
				Foreclosed Property	370,000.00
				Emergencies & Other Deferred Charges	51,800.00
				State and Federal Aid Receivable	81,277.50
				Other Receivables	880,166.52
				Total	5,674,077.43
				LIABILITIES, RESERVES, AND SURPLUS	
				Cash Liabilities	3,517,184.97
				Reserves for Receivables	1,784,403.29
				Surplus Dec. 31, 1992	372,489.17
				Total	5,674,077.43

1347
 Population 1980 1,566
 Population 1990 1,482
 S & P Rating
 Moody Rating

General Tax Rate Per \$100. 1.77
 State Equalized Tax Rate 2.11

SOUTH BELMAR BORO. - MONMOUTH CO.
 Form of Government:
Borough Council
 Number of Members on Governing Body - 6

PER CAPITA:
 Gross Debt 760.40 PER CENT:
 Gross Debt 1.05
 Net Debt 751.35 Net Debt 1.04
 Debt Service 31.39 Tax Levy Collected 93.11
 Total Tax Levy 1,487.79 Tax Levy Cancelled, Abated
 Municipal Expenditures 1,046.22 or Adjusted

EXPENDITURES		REVENUES-REALIZED			1992 PROPERTY TAX	
GENERAL GOVERNMENT		CAPITAL OUTLAY			STATE EQUALIZED TAX RATE	
Governing Body & Public Boards		1992 Property Taxes Collected			Local District School Taxes	1.05
Municipal Clerk		1992 Payments in Lieu of Taxes			Regional & Consolidated School Tax	
Financial Administration	36,080.00	Delinquent Tax & Lien Collections	138,831.08		School Taxes in Municipal Budget	
Assessment of Taxes	6,364.54	Business Personalty Replacement Taxes	9,068.32		County Taxes	.45 *
Collection of Taxes	15,158.80	Taxes from Public Utilities	80,012.00		County Library Taxes	.02
Planning, Housing & Development	3,529.00	Other Miscellaneous Tax Revenues			Local Municipal Purpose Taxes	.60
Human Resources	67,157.70	State Aid Revenues	203,631.63		Veteran & Senior Citizen Taxes	
Elections	90.50	Federal Aid Revenues			Total Taxes for Rate Computation	2.12
General Administration (other)	123,973.41	State and Local Fiscal Assistance Act Utilized			Special District Taxes	
JUDICIARY		Sale of Acquired Property			Bank Corp. Taxes	
Municipal Courts	73,646.66	Other Miscellaneous Revenues	384,409.19		Added and Omitted Taxes	
PUBLIC SAFETY					Total Taxes Levied - ABSTRACT	2,204,905.95
Fire Protection	19,506.37	Prior Years Surplus Appropriated	150,029.00		Total Taxes Billed	2,121,663.66
Police Protection	493,790.69	REVENUES TOTAL	2,941,599.23		1992 TAXES COLLECTED	1,975,567.96
Civil Defense & Disaster Control	800.00	Reserve For Uncollected Taxes	188,409.13		1992 Taxes Cancelled, Abated or Adjusted	
Environmental Inspection & Control	31,010.00				Transfer to Tax Title Liens or Foreclosed	
Other Public Safety					Balance Outstanding Dec. 31, 1992	146,095.70
PUBLIC WORKS					PRIOR YEARS TAXES OUTSTANDING	
Streets and Drainage	40,671.43	Public Enterprises			Balance January 1, 1992	153,805.89
Sewers and Sewage Processing		Recreation-Culture			Collected in 1992	137,514.16
Garbage and Trash Disposal	120,696.18	Public Works	45,919.82		Cancelled, Abated or Adjusted 1992	
Public Buildings and Grounds	23,000.00	Buildings and Grounds	60,739.78		Transfers to Tax Title Liens or Foreclosed	
Other Public Works		Library and Education			Balance December 31, 1992	26,291.73
HEALTH and WELFARE		Conservation			TAX TITLE LIENS OUTSTANDING	
Health Services Except Environmental	1,170.00	All Other			Balance January 1, 1992	2,961.61
Welfare-Public Assistance	2,609.09				Transfer From Taxes	
Hospital, Clinics, First Aid					Redeemed in 1992	1,366.92
Animal, Insect, & Rodent Control					Cancelled, Abated or Adjusted (1992)	
Other Welfare Services					Transfers to Foreclosed Property	
RECREATION and CONSERVATION					Balance December 31, 1992	1,594.69
Beaches and Boardwalks					PROPERTY ACQUIRED BY DEED OR	
Parks, Playgrounds, Shade Trees					FORECLOSURE	
Land Reclamation & Conservation	63,500.02				Balance January 1, 1992	61,300.00
Other Recreational Services	150.00				Transfers From Taxes or Liens	
EDUCATION (excluding schools)					Sale for Cash (1992)	
Libraries					Cancelled, Abated or Adjusted (1992)	
Other Educational Services					Balance December 31, 1992	61,300.00
STATUTORY EXPENDITURES					CURRENT FINANCES DECEMBER 31, 1992	
Pensions & F. I. C. A.	33,839.70				ASSETS	
Employee Fringe Benefits	100,000.00				Cash Dec. 31, 1992	608,768.04
Other Statutory Expenditures	2,000.00				Taxes Receivable	172,387.43
CETA And Other Public Employment Programs					Tax Title Liens	1,594.69
MUNICIPAL FUNCTIONS TOTAL	1,266,804.09				Foreclosed Property	51,300.00
CAPITAL IMPROVEMENTS					Emergencies & Other Deferred Charges	21,586.90
DEBT SERVICE					State and Federal Aid Receivable	4,514.56
Principal Payments	4,457.91				Other Receivables	162,101.49
Interest Payments	42,055.51				Total	1,032,253.11
DEFERRED CHARGES	48,755.32				LIABILITIES, RESERVES, AND SURPLUS	
SCHOOL, COUNTY, SPECIAL DISTRICT TAXES	1,580,512.21				Cash Liabilities	233,126.56
RESERVE FOR UNCOLLECTED TAXES	188,409.13				Reserves for Receivables	397,383.61
EXPENDITURES TOTAL	3,131,014.17				Surplus Dec. 31, 1992	401,742.34
					Total	1,032,253.11

1819
 Population 1980 4,331
 Population 1990 4,185
 S & P Rating
 Moody Rating A

General Tax Rate Per \$100. 6.67
 State Equalized Tax Rate 2.87

SOUTH BOUND BROOK BORO. - SOM. CO.

Form of Government:
Borough Council

Number of Members on Governing Body - 6

PER CAPITA:
 Gross Debt 292.72
 Net Debt 284.23
 Debt Service 62.79
 Total Tax Levy 1,171.11
 Municipal Expenditures 625.70

PER CENT:
 Gross Debt .67
 Net Debt .67
 Tax Levy Collected 96.81
 Tax Levy Cancelled, Abated or Adjusted .27

EXPENDITURES		REVENUES-REALIZED			1992 PROPERTY TAX		
GENERAL GOVERNMENT		CAPITAL OUTLAY			STATE EQUALIZED TAX RATE		
Governing Body & Public Boards		1992 Property Taxes Collected		6,745,116.85	Local District School Taxes	1.57	2,675,972.50
Municipal Clerk		1992 Payments in Lieu of Taxes			Regional & Consolidated School Tax		
Financial Administration	43,851.00	Delinquent Tax & Lien Collections		124,914.52	School Taxes in Municipal Budget		
Assessment of Taxes	6,248.00	Business Personalty Replacement Taxes		77,440.32	County Taxes	.44 *	748,002.69
Collection of Taxes	37,815.00	Taxes from Public Utilities		228,694.00	County Library Taxes		
Planning, Housing & Development	6,490.00	Other Miscellaneous Tax Revenues			Local Municipal Purpose Taxes	.86	1,456,688.43
Human Resources	60,776.64	State Aid Revenues		289,691.95	Veteran & Senior Citizen Taxes		43,900.00
Elections	1,100.00	Federal Aid Revenues			Total Taxes for Rate Computation	2.87	4,924,563.61
General Administration (other)	180,703.60	State and Local Fiscal Assistance Act Utilized			Special District Taxes		
JUDICIARY		Sole of Acquired Property			Bank Corp. Taxes		
Municipal Courts	48,300.00	Other Miscellaneous Revenues		185,163.77	Added and Omitted Taxes		20,441.30
PUBLIC SAFETY		Total		5,651,021.42	Total Taxes Levied - ABSTRACT		4,901,104.91
Fire Protection	59,284.10	Prior Years Surplus Appropriated		214,000.00	Total Taxes Billed		4,901,419.37
Police Protection	557,281.92	REVENUES	TOTAL	5,865,021.42	1992 TAXES COLLECTED		4,745,116.85
Civil Defense & Disaster Control	775.00	Reserve For Uncollected Taxes		247,000.00	1992 Taxes Cancelled, Abated or Adjusted		13,373.36
Environmental Inspection & Control	18,891.00	TOTAL		253,153.07	Transfer to Tax Title Liens or Foreclosed		17,438.44
Other Public Safety		Public Enterprises			Balance Outstanding Dec. 31, 1992		125,490.71
PUBLIC WORKS		Recreation-Culture			PRIOR YEARS TAXES OUTSTANDING		
Streets and Drainage	33,800.00	Public Works		45,660.89	Balance January 1, 1992		133,046.20
Sewers and Sewage Processing	187,243.00	Buildings and Grounds		207,492.18	Collected in 1992		118,978.97
Garbage and Trash Disposal	297,101.00	Library and Education			Cancelled, Abated or Adjusted 1992		
Public Buildings and Grounds	7,300.00	Conservation			Transfers to Tax Title Liens or Foreclosed		14,067.23
Other Public Works	107,034.00	All Other			Balance December 31, 1992		
HEALTH and WELFARE		CAPITAL DEBT AUTHORIZED, DECEMBER 31, 1992			TAX TITLE LIENS OUTSTANDING		
Health Services Except Environmental	29,345.00	ISSUED AND UNISSUED	GROSS DEBT	NET DEBT	Balance January 1, 1992		3,233.40
Welfare-Public Assistance	5,700.00	School			Transfer From Taxes		33,554.59
Hospital, Clinics, First Aid		Self-Liquidating			Redeemed in 1992		5,935.55
Animal, Insect, & Rodent Control	3,930.00	Other	1,225,022	1,189,693	Cancelled, Abated or Adjusted (1992)		
Other Welfare Services		Total	1,225,022	1,189,693	Transfers to Foreclosed Property		
RECREATION and CONSERVATION		ISSUED AND OUTSTANDING			Balance December 31, 1992		30,857.44
Beaches and Boardwalks		School			PROPERTY ACQUIRED BY DEED OR		
Parks, Playgrounds, Shade Trees	2,500.00	Self-Liquidating			FORECLOSURE		
Land Reclamation & Conservation	1,362.99	Other		1,128,500.00	Balance January 1, 1992		12,735.00
Other Recreational Services	10,305.00	Total		1,128,500.00	Transfers From Taxes or Liens		
EDUCATION (excluding schools)		EQUALIZED VALUATION BASIS			Sole for Cash (1992)		
Libraries	57,490.00	FOR NET DEBT COMPUTATION		176,891,549	Cancelled, Abated or Adjusted (1992)		
Other Educational Services		REAL PROPERTY VALUATIONS			Balance December 31, 1992		12,735.00
STATUTORY EXPENDITURES		Code Class # of Parcels % VAL'N			CURRENT FINANCES DECEMBER 31, 1992		
Pensions & F. L. C. A.	67,231.00	1 Vacant Land 46 .49		361,500.00	ASSETS		
Employee Fringe Benefits	97,817.00	2 Residential 1111 83.10		60,718,500.00	Cash Dec. 31, 1992		458,904.66
Other Statutory Expenditures	3,500.00	3 Farm		5,850,000.00	Taxes Receivable		125,490.71
CETA And Other Public Employment Programs		4a Commercial 42 8.01		1,201,500.00	Tax Title Liens		30,857.44
MUNICIPAL FUNCTIONS	1,933,275.25	4b Industrial 2 1.64		4,937,900.00	Foreclosed Property		12,735.00
CAPITAL IMPROVEMENTS	*ME40*	4c Apartments 8 6.76		73,069,400.00	Emergencies & Other Deferred Charges		64,000.00
DEBT SERVICE		Total 1239			State and Federal Aid Receivable		29,429.00
Principal Payments	193,000.00	Land Area .70 Sq. Miles			Other Receivables		5,466.45
Interest Payments	72,777.69	Net Valuation Taxable-Municipal		73,178,082	Total		725,893.26
DEFERRED CHARGES	179,636.75	Net Valuation Taxable-County		180,848,828	LIABILITIES, RESERVES, AND SURPLUS		
SCHOOL, COUNTY, SPECIAL DISTRICT TAXES	3,423,975.13	State Equalized Valuation		170,348,010	Cash Liabilities		263,159.96
RESERVE FOR UNCOLLECTED TAXES	247,000.00	State Equalization Ratio		43.01	Reserves for Receivables		174,549.60
EXPENDITURES	TOTAL				Surplus Dec. 31, 1992		289,173.70
	6,046,714.87				Total		725,893.26

*Includes County Health Service Taxes, County Vocational School Taxes, or County Open Space Tax. See Table 13.

1221

Population 1980 17,127
 Population 1990 25,792
 S & P Rating
 Moody Rating AA

General Tax Rate Per \$100. 1.83
 State Equalized Tax Rate 1.86

SOUTH BRUNSWICK TWP. - MIDD. CO.
 Form of Government:
Township Committee
 Number of Members on Governing Body - 5

PER CAPITA:
 Gross Debt 2,748.87 PER CENT:
 Net Debt 1,208.91 Gross Debt 2.46
 Debt Service 124.46 Net Debt 1.08
 Total Tax Levy 2,140.50 Tax Levy Collected 97.23
 Municipal Expenditures 774.09 Tax Levy Cancelled, Abated or Adjusted .33

EXPENDITURES		REVENUES-REALIZED		1992 PROPERTY TAX	
GENERAL GOVERNMENT		REVENUES		STATE EQUALIZED TAX RATE	
Governing Body & Public Boards		1992 Property Taxes Collected	53,921,452.63	Local District School Taxes	1.17 33,518,497.50
Municipal Clerk		1992 Payments in Lieu of Taxes	23,033.36	Regional & Consolidated School Tax	
Financial Administration	56,365.00	Delinquent Tax & Lien Collections	1,465,755.04	School Taxes in Municipal Budget	
Assessment of Taxes	207,426.00	Business Personalty Replacement Taxes	607,979.16	County Taxes	.41 11,643,104.94
Collection of Taxes	120,277.00	Taxes from Public Utilities	4,430,023.00	County Library Taxes	
Planning, Housing & Development	261,704.00	Other Miscellaneous Tax Revenues		Local Municipal Purpose Taxes	.28 8,153,183.15
Human Resources	205,521.00	State Aid Revenues	1,255,445.70	Veteran & Senior Citizen Taxes	
Elections	9,450.00	Federal Aid Revenues		Total Taxes for Rate Computation	1.86 53,431,485.59
General Administration (other)	1,962,629.00	State and Local Fiscal Assistance Act Utilized		Special District Taxes	797,720.00
JUDICIARY		Sale of Acquired Property		Bank Corp. Taxes	
Municipal Courts	241,872.00	Other Miscellaneous Revenues	3,333,911.62	Added and Omitted Taxes	1,095,233.37
PUBLIC SAFETY		Total	65,037,600.51	Total Taxes Levied - ABSTRACT	55,207,738.96
Fire Protection	263,205.00	Prior Years Surplus Appropriated	1,300,000.00	Total Taxes Billed	55,458,954.50
Police Protection	4,207,090.95	REVENUES TOTAL	66,337,600.51	1992 TAXES COLLECTED	53,921,452.63
Civil Defense & Disaster Control	34,655.00	Reserve For Uncollected Taxes	1,900,000.00	1992 Taxes Cancelled, Abated or Adjusted	184,365.09
Environmental Inspection & Control	823,682.00	CAPITAL OUTLAY TOTAL	4,521,300.65	Transfer to Tax Title Liens or Foreclosed	50,635.23
Other Public Safety		Public Enterprises	2,110,800.03	Balance Outstanding Dec. 31, 1992	1,302,501.55
PUBLIC WORKS		Recreation-Culture	53,473.29	PRIOR YEARS TAXES OUTSTANDING	
Streets and Drainage	539,209.00	Public Works	27,174.39	Balance January 1, 1992	1,823,884.60
Sewers and Sewage Processing	1,286,500.00	Buildings and Grounds	2,329,852.94	Collected in 1992	1,337,868.62
Garbage and Trash Disposal	297,819.00	Library and Education		Cancelled, Abated or Adjusted 1992	157,782.74
Public Buildings and Grounds	260,909.00	Conservation		Transfers to Tax Title Liens or Foreclosed	4,401.60
Other Public Works		All Other		Balance December 31, 1992	323,831.64
HEALTH and WELFARE		CAPITAL DEBT AUTHORIZED, DECEMBER 31, 1992		TAX TITLE LIENS OUTSTANDING	
Health Services Except Environmental	252,468.00	ISSUED AND UNISSUED		Balance January 1, 1992	242,451.27
Welfare-Public Assistance	112,006.00	School	19,141,000	Transfer From Taxes	55,851.09
Hospital, Clinics, First Aid		Self-Liquidating	27,578,311	Redeemed in 1992	127,886.42
Animal, Insect, & Rodent Control	60,444.00	Other	24,179,628	Cancelled, Abated or Adjusted (1992)	3,688.97
Other Welfare Services		Total	70,898,940	Transfers to Foreclosed Property	
RECREATION and CONSERVATION		ISSUED AND OUTSTANDING		Balance December 31, 1992	166,726.97
Beaches and Boardwalks		School	19,141,000.00	PROPERTY ACQUIRED BY DEED OR FORECLOSURE	
Parks, Playgrounds, Shade Trees	3,535.00	Self-Liquidating	23,591,000.00	Balance January 1, 1992	202,150.00
Land Reclamation & Conservation	240,672.20	Other	21,687,000.00	Transfers From Taxes or Liens	
Other Recreational Services	440,323.00	Total	64,419,000.00	Sale for Cash (1992)	
EDUCATION (excluding schools)		EQUALIZED VALUATION BASIS FOR NET DEBT COMPUTATION	2,878,576,870	Cancelled, Abated or Adjusted (1992)	
Libraries	1,040,000.00	REAL PROPERTY VALUATIONS		Balance December 31, 1992	202,150.00
Other Educational Services		Code Class # of Parcels % VAL'N ASSESSED VALUATION		CURRENT FINANCES DECEMBER 31, 1992	
STATUTORY EXPENDITURES		1 Vacant Land 1690 6.53 189,773,600.00		ASSETS	
Pensions & F. L. C. A.	620,416.00	2 Residential 7815 43.35 1,259,055,925.00		Cash Dec. 31, 1992	14,710,076.58
Employee Fringe Benefits	1,230,248.00	3 Farm 420 1.18 34,018,000.00		Taxes Receivable	1,626,333.19
Other Statutory Expenditures	847.00	4a Commercial 263 9.53 276,791,600.00		Tax Title Liens	166,726.97
CETA And Other Public Employment Programs		4b Industrial 166 37.98 1,076,925,600.00		Foreclosed Property	202,150.00
MUNICIPAL FUNCTIONS TOTAL	14,779,273.15	4c Apartments 16 2.34 67,943,500.00		Emergencies & Other Deferred Charges	26,000.00
CAPITAL IMPROVEMENTS *MEMO*	50,000.00	Total	10370	State and Federal Aid Receivable	
DEBT SERVICE		Land Area 41.00 Sq. Miles		Other Receivables	104,393.15
Principal Payments	1,568,000.00	Net Valuation Taxable-Municipal	2,922,469,896	Total	16,835,679.89
Interest Payments	1,642,059.41	Net Valuation Taxable-County	2,723,319,175	LIABILITIES, RESERVES, AND SURPLUS	
DEFERRED CHARGES	76,000.00	State Equalized Valuation	2,873,918,628	Cash Liabilities	12,429,380.34
SCHOOL, COUNTY, SPECIAL DISTRICT TAXES	45,959,322.44	State Equalization Ratio	101.70	Reserves for Receivables	2,099,603.31
RESERVE FOR UNCOLLECTED TAXES	1,900,000.00			Surplus Dec. 31, 1992	2,306,696.24
EXPENDITURES TOTAL	65,924,655.00			Total	16,835,679.89

0259
 Population 1980 2,229
 Population 1990 2,106
 S & P Rating A
 Moody Rating AAA

General Tax Rate Per \$100. 1.90
 State Equalized Tax Rate 1.85

SOUTH HACKENSACK TWP. - BERGEN CO.

Form of Government:
Township Committee

Number of Members on Governing Body - 5

PER CAPITA: Grass Debt 1,074.93 PER CENT: Gross Debt .61
 Net Debt 1,074.93 Net Debt .61
 Debt Service 153.63 Tax Levy Collected 92.72
 Total Tax Levy 3,191.09 Tax Levy Cancelled, Abated
 Municipal Expenditures 2,265.43 or Adjusted 1.38

EXPENDITURES		REVENUES-REALIZED		1992 PROPERTY TAX	
GENERAL GOVERNMENT				STATE EQUALIZED TAX RATE	
Governing Body & Public Boards		1992 Property Taxes Collected	6,256,731.92	Local District School Taxes	.67 2,448,499.00
Municipal Clerk		1992 Payments in Lieu of Taxes		Regional & Consolidated School Tax	
Financial Administration	165,864.00	Delinquent Tax & Lien Collections	368,631.52	School Taxes in Municipal Budget	
Assessment of Taxes	31,517.00	Business Personality Replacement Taxes	297,378.00	County Taxes	.27 1,003,376.17
Collection of Taxes	21,250.00	Taxes from Public Utilities	308,743.00	County Library Taxes	
Planning, Housing & Development	15,959.00	Other Miscellaneous Tax Revenues		Local Municipal Purpose Taxes	.89 3,268,086.00
Human Resources	72,420.68	State Aid Revenues	143,947.16	Veteran & Senior Citizen Taxes	
Elections	1,500.00	Federal Aid Revenues		Total Taxes for Rate Computation	1.83 6,751,011.17
General Administration (other)	312,068.07	State and Local Fiscal Assistance Act Utilized		Special District Taxes	
JUDICIARY		Sale of Acquired Property		Bank Corp. Taxes	
Municipal Courts	51,981.50	Other Miscellaneous Revenues	538,728.26	Added and Omitted Taxes	466.93
PUBLIC SAFETY		Total	7,914,159.86	Total Taxes Levied - ABSTRACT	6,720,428.10
Fire Protection	118,905.00	Prior Years Surplus Appropriated	290,000.00	Total Taxes Billed	6,747,813.34
Police Protection	1,259,961.60	REVENUES TOTAL	8,204,159.86	1992 TAXES COLLECTED	6,256,731.92
Civil Defense & Disaster Control	1,100.00	Reserve For Uncollected Taxes	449,545.93	1992 Taxes Cancelled, Abated or Adjusted	93,087.94
Environmental Inspection & Control	29,950.00	CAPITAL OUTLAY TOTAL	233,248.74	Transfer to Tax Title Liens or Foreclosed	
Other Public Safety		Public Enterprises		Balance Outstanding Dec. 31, 1992	397,993.48
PUBLIC WORKS		Recreation-Culture		PRIOR YEARS TAXES OUTSTANDING	
Streets and Drainage	23,431.00	Public Works	21,007.02	Balance January 1, 1992	345,864.92
Sewers and Sewage Processing	581,974.00	Buildings and Grounds	212,241.72	Collected in 1992	345,732.52
Garbage and Trash Disposal	230,920.00	Library and Education		Cancelled, Abated or Adjusted 1992	132.40
Public Buildings and Grounds	26,000.00	Conservation		Transfers to Tax Title Liens or Foreclosed	
Other Public Works	339,843.00	All Other		Balance December 31, 1992	
HEALTH and WELFARE		CAPITAL DEBT AUTHORIZED, DECEMBER 31, 1992		TAX TITLE LIENS OUTSTANDING	
Health Services Except Environmental	14,894.00	ISSUED AND UNISSUED		Balance January 1, 1992	378,420.33
Welfare-Public Assistance	3,600.00	School		Transfer From Taxes	
Hospital, Clinics, First Aid		Self-Liquidating		Redeemed in 1992	22,899.00
Animal, Insect, & Rodent Control	5,300.00	Other	2,263,800	Cancelled, Abated or Adjusted (1992)	237,632.90
Other Welfare Services		Total	2,263,800	Transfers to Foreclosed Property	
RECREATION and CONSERVATION		ISSUED AND OUTSTANDING		Balance December 31, 1992	117,888.43
Beaches and Boardwalks		School		PROPERTY ACQUIRED BY DEED OR FORECLOSURE	
Parks, Playgrounds, Shade Trees		Self-Liquidating		Balance January 1, 1992	34,375.00
Land Reclamation & Conservation	30,502.13	Other	1,717,000.00	Transfers From Taxes or Liens	
Other Recreational Services	17,471.00	Total	1,717,000.00	Sale for Cash (1992)	
EDUCATION (excluding schools)		EQUALIZED VALUATION BASIS		Cancelled, Abated or Adjusted (1992)	
Libraries		FOR NET DEBT COMPUTATION	372,136,136	Balance December 31, 1992	34,375.00
Other Educational Services		REAL PROPERTY VALUATIONS		CURRENT FINANCES DECEMBER 31, 1992	
STATUTORY EXPENDITURES		Code Class # of Parcels % VAL'N ASSESSED VALUATION		ASSETS	
Pensions & F. I. C. A.	274,950.28	1 Vacant Land 67 3.89 13,787,600.00		Cash Dec. 31, 1992	707,116.27
Employee Fringe Benefits	271,000.00	2 Residential 511 27.83 98,606,440.00		Taxes Receivable	397,993.48
Other Statutory Expenditures		3 Farm 49 9.86 34,944,800.00		Tax Title Liens	117,888.43
CETA And Other Public Employment Programs		4a Commercial 160 58.42 207,039,600.00		Foreclosed Property	34,375.00
MUNICIPAL FUNCTIONS TOTAL	3,902,362.26	4c Apartments		Emergencies & Other Deferred Charges	57,467.25
CAPITAL IMPROVEMENTS *MEMO*	14,500.00	Total	787 354,378,440.00	State and Federal Aid Receivable	68,151.00
DEBT SERVICE		Land Area .50 Sq. Miles		Other Receivables	4,913.99
Principal Payments	175,000.00	Net Valuation Taxable-Municipal	355,123,495	Total	1,387,905.42
Interest Payments	143,544.57	Net Valuation Taxable-County	389,625,061	LIABILITIES, RESERVES, AND SURPLUS	
DEFERRED CHARGES	95,549.22	State Equalized Valuation	365,444,489	Cash Liabilities	370,175.32
SCHOOL, COUNTY, SPECIAL DISTRICT TAXES	3,451,875.17	State Equalization Ratio	97.17	Reserves for Receivables	555,170.90
RESERVE FOR UNCOLLECTED TAXES	449,545.93			Surplus Dec. 31, 1992	462,559.20
EXPENDITURES TOTAL	8,222,877.15			Total	1,387,905.42

0816
 Population 1980 1,486
 Population 1990 1,919
 S & P Rating
 Moody Rating

General Tax Rate Per \$100. 2.96
 State Equalized Tax Rate 1.87

SOUTH HARRISON TWP. - GLOUCESTER CO.
 Form of Government:
Township Committee
 Number of Members on Governing Body - 3

PER CAPITA: Grass Debt 263.04
 Net Debt 224.25
 Debt Service 79.10
 Total Tax Levy 890.46
 Municipal Expenditures 566.07
 PER CENT: Gross Debt .62
 Net Debt .52
 Tax Levy Collected 88.02
 Tax Levy Cancelled, Abated or Adjusted

EXPENDITURES		REVENUES-REALIZED		1992 PROPERTY TAX	
GENERAL GOVERNMENT				STATE EQUALIZED TAX RATE	
Governing Body & Public Boards		1992 Property Taxes Collected	1,507,046.80	Local District School Taxes	.80 725,557.79
Municipal Clerk		1992 Payments in Lieu of Taxes		Regional & Consolidated Schaal Tax	.44 401,631.37
Financial Administration	18,937.00	Delinquent Tax & Lien Collections	163,228.75	Schaal Taxes in Municipal Budget	
Assessment of Taxes	8,410.00	Business Personalty Replacement Taxes	20,756.92	County Taxes	.59 536,183.10
Collection of Taxes	9,710.00	Taxes from Public Utilities	65,424.00	County Library Taxes	.02 22,409.19
Planning, Housing & Development	9,475.00	Other Miscellaneous Tax Revenues	6,712.00	Local Municipal Purpose Taxes	
Human Resources	14,524.12	State Aid Revenues	79,691.79	Veteran & Senior Citizen Taxes	11,800.00
Elections	1,200.00	Federal Aid Revenues		Total Taxes for Rate Computation	1.85 1,697,581.43
General Administration (other)	118,213.00	State and Local Fiscal Assistance Act Utilized		Special District Taxes	
JUDICIARY		Sale of Acquired Property		Bank Corp. Taxes	
Municipal Courts	14,462.67	Other Miscellaneous Revenues	578,111.06	Added and Omitted Taxes	23,014.25
PUBLIC SAFETY		Total	2,420,969.32	Total Taxes Levied - ABSTRACT	1,708,795.69
Fire Protection	24,831.30	Prior Years Surplus Appropriated	409,592.82	Total Taxes Billed	1,712,074.60
Police Protection	154,742.00	REVENUES TOTAL	2,830,562.14	1992 TAXES COLLECTED	1,507,044.80
Civil Defense & Disaster Control	2,000.00	Reserve For Uncollected Taxes	210,900.00	1992 Taxes Cancelled, Abated or Adjusted	
Environmental Inspection & Control	32,195.00	CAPITAL OUTLAY	85,626.37	Transfer to Tax Title Liens or Foreclosed	10,892.80
Other Public Safety		Public Enterprises		Balance Outstanding Dec. 31, 1992	194,137.00
PUBLIC WORKS		Recreation-Culture		PRIOR YEARS TAXES OUTSTANDING	
Streets and Drainage	71,200.00	Public Works		Balance January 1, 1992	294,177.56
Sewers and Sewage Processing		Buildings and Grounds	85,626.37	Collected in 1992	158,198.79
Garbage and Trash Disposal	113,612.00	Library and Education		Cancelled, Abated or Adjusted 1992	
Public Buildings and Grounds	3,300.00	Conservation		Transfers to Tax Title Liens or Foreclosed	
Other Public Works		All Other		Balance December 31, 1992	125,978.77
HEALTH and WELFARE		CAPITAL DEBT AUTHORIZED, DECEMBER 31, 1992		TAX TITLE LIENS OUTSTANDING	
Health Services Except Environmental	100.00	ISSUED AND UNISSUED		Balance January 1, 1992	43,898.92
Welfare-Public Assistance	4,200.00	Schaal	84,039	Transfer From Taxes	10,892.80
Hospital, Clinics, First Aid		Self-Liquidating		Redeemed in 1992	5,029.96
Animal, Insect, & Radent Control	100.00	Other	430,335	Cancelled, Abated or Adjusted (1992)	
Other Welfare Services		Total	514,374	Transfers to Foreclosed Property	
RECREATION and CONSERVATION		ISSUED AND OUTSTANDING		Balance December 31, 1992	49,761.76
Beaches and Boardwalks		School	36,029.53	PROPERTY ACQUIRED BY DEED OR FORECLOSURE	
Parks, Playgrounds, Shade Trees	21,500.00	Self-Liquidating		Balance January 1, 1992	
Land Reclamation & Conservation	8,339.00	Other	395,200.00	Transfers From Taxes or Liens	
Other Recreational Services		Total	431,229.53	Sale for Cash (1992)	
EDUCATION (excluding schools)		EQUALIZED VALUATION BASIS		Cancelled, Abated or Adjusted (1992)	
Libraries		FOR NET DEBT COMPUTATION	82,785,121	Balance December 31, 1992	
Other Educational Services	10,000.00	REAL PROPERTY VALUATIONS		CURRENT FINANCES DECEMBER 31, 1992	
STATUTORY EXPENDITURES		Code Class # of Parcels % VAL'N		ASSETS	
Pensions & F. L. C. A.	19,200.00	1 Vacant Land 77 3.17	1,794,200.00	Cash Dec. 31, 1992	1,202,433.33
Employee Fringe Benefits	18,557.00	2 Residential 450 68.90	39,021,200.00	Taxes Receivable	320,115.77
Other Statutory Expenditures	200.00	3 Farm 380 25.77	14,596,045.00	Tax Title Liens	49,761.76
CETA And Other Public Employment Programs		4a Commercial 12 1.90	1,074,600.00	Foreclosed Property	
MUNICIPAL FUNCTIONS		4b Industrial		Emergencies & Other Deferred Charges	
CAPITAL IMPROVEMENTS *MEMO*		4c Apartments 1 .26	148,100.00	State and Federal Aid Receivable	
DEBT SERVICE		Total 920	56,634,145.00	Other Receivables	2,439.60
Principal Payments	125,400.00	Land Area 15.53 Sq. Miles		Total	1,574,750.46
Interest Payments	23,472.00	Net Valuation Taxable-Municipal	57,062,849	LIABILITIES, RESERVES, AND SURPLUS	
DEFERRED CHARGES		Net Valuation Taxable-County	86,019,312	Cash Liabilities	187,599.75
SCHOOL, COUNTY, SPECIAL DISTRICT TAXES		State Equalized Valuation	90,139,056	Reserves for Receivables	372,317.13
RESERVE FOR UNCOLLECTED TAXES		State Equalization Ratio	63.13	Surplus Dec. 31, 1992	1,014,833.57
EXPENDITURES TOTAL	2,772,060.52			Total	1,574,750.46

0719

Population 1980 15,864
 Population 1990 16,390
 S & P Rating
 Moody Rating AA

General Tax Rate Per \$100. 3.05
 State Equalized Tax Rate 2.94

SOUTH ORANGE VILLAGE TWP. - ESSEX CO.,
 Form of Government:
Special Charter (P.L. 1977 c. 183)
 Number of Members on Governing Body - 7

PER CAPITA:
 Gross Debt 1,230.75
 Net Debt 523.94
 Debt Service 71.19
 Total Tax Levy 1,977.60
 Municipal Expenditures 986.48

PER CENT:
 Gross Debt 1.43
 Net Debt .61
 Tax Levy Collected 94.64
 Tax Levy Cancelled, Abated or Adjusted .75

EXPENDITURES	REVENUES-REALIZED	1992 PROPERTY TAX
GENERAL GOVERNMENT		STATE EQUALIZED TAX RATE
Governing Body & Public Boards		Local District School Taxes 1.36 14,994,444.01
Municipal Clerk		Regional & Consalidated Schaal Tax
Financial Administration 293,935.00	1992 Property Taxes Collected 30,738,440.63	School Taxes in Municipal Budget
Assessment of Taxes 391,630.21	1992 Payments in Lieu of Taxes 61,509.28	County Taxes .62 6,799,504.84
Collection of Taxes	Delinquent Tax & Lien Collections 963,007.48	County Library Taxes
Planning, Housing & Development 44,310.00	Business Personality Replacement Taxes 164,009.44	Local Municipal Purpose Taxes .96 10,593,552.51
Human Resources 176,673.00	Taxes from Public Utilities 1,131,495.00	Veteran & Senior Citizen Taxes 53,050.00
Elections	Other Miscellaneous Tax Revenues	Total Taxes for Rate Computation 2.94 32,440,551.36
General Administration (other) 2,210,223.00	State Aid Revenues 679,066.09	Special District Taxes
JUDICIARY	Federal Aid Revenues	Bank Corp. Taxes
Municipal Courts 155,521.00	State and Local Fiscal Assistance Act Utilized	Added and Omitted Taxes 25,426.88
PUBLIC SAFETY	Sale of Acquired Property	Total Taxes Levied - ABSTRACT 32,412,928.26
Fire Protection 1,724,131.00	Other Miscellaneous Revenues 3,320,840.50	Total Taxes Billed 32,479,561.88
Police Protection 3,051,597.95	Total 37,058,368.42	1992 TAXES COLLECTED 30,738,440.63
Civil Defense & Disaster Control 9,700.00	Prior Years Surplus Appropriated 300,000.00	1992 Taxes Cancelled, Abated or Adjusted 242,420.10
Environmental Inspection & Control 150,139.00	REVENUES TOTAL 37,358,368.42	Transfer to Tax Title Liens or Foreclosed 176.90
Other Public Safety	RESERVE FOR UNCOLLECTED TAXES 1,843,120.20	Balance Outstanding Dec. 31, 1992 1,498,524.25
PUBLIC WORKS	CAPITAL OUTLAY TOTAL 1,641,427.64	PRIOR YEARS TAXES OUTSTANDING
Streets and Drainage 1,247,012.00	Public Enterprises 351,797.44	Balance January 1, 1992 1,040,433.80
Sewers and Sewage Processing 792,513.00	Recreation-Culture 201,179.25	Collected in 1992 963,007.48
Garbage and Trash Disposal 241,250.00	Public Works 655,222.70	Cancelled, Abated or Adjusted 1992 23.91
Public Buildings and Grounds 93,500.00	Buildings and Grounds 427,679.99	Transfers to Tax Title Liens or Foreclosed
Other Public Works	Library and Education 5,548.26	Balance December 31, 1992 77,402.41
HEALTH and WELFARE	Conservation	TAX TITLE LIENS OUTSTANDING
Health Services Except Environmental 185,678.00	All Other	Balance January 1, 1992 11,332.01
Welfare-Public Assistance 20,217.00	CAPITAL DEBT AUTHORIZED, DECEMBER 31, 1992	Transfer From Taxes 176.90
Hospital, Clinics, First Aid	ISSUED AND UNISSUED GROSS DEBT NET DEBT	Redeemed in 1992
Animal, Insect, & Rodent Control	School 6,374,283	Cancelled, Abated or Adjusted (1992)
Other Welfare Services	Self-Liquidating 4,581,708	Transfers to Foreclosed Property
RECREATION and CONSERVATION	Other 9,216,030	Balance December 31, 1992 11,508.91
Beaches and Boardwalks	Total 20,172,021	PROPERTY ACQUIRED BY DEED OR FORECLOSURE
Parks, Playgrounds, Shade Trees 604,609.00	ISSUED AND OUTSTANDING	Balance January 1, 1992
Land Reclamation & Conservation	School 6,374,283.45	Transfers From Taxes or Liens
Other Recreational Services 15,500.00	Self-Liquidating 1,666,215.17	Sale for Cash (1992)
EDUCATION (excluding schools)	Other 4,806,225.56	Cancelled, Abated or Adjusted (1992)
Libraries 689,177.00	Total 12,846,724.18	Balance December 31, 1992
Other Educational Services	EQUALIZED VALUATION BASIS FOR NET DEBT COMPUTATION 1,407,165,150	CURRENT FINANCES DECEMBER 31, 1992 ASSETS
STATUTORY EXPENDITURES	REAL PROPERTY VALUATIONS	Cash Dec. 31, 1992 6,966,577.84
Pensions & F. L. C. A. 995,000.00	Code Class # of Parcels % VAL'N ASSESSED VALUATION	Taxes Receivable 1,575,926.66
Employee Fringe Benefits	1 Vacant Land 81 .62 6,555,200.00	Tax Title Liens 11,508.91
Other Statutory Expenditures	2 Residential 4323 87.25 919,091,700.00	Foreclosed Property
CETA And Other Public Employment Programs	3 Farm	Emergencies & Other Deferred Charges
MUNICIPAL FUNCTIONS TOTAL 13,092,316.16	4a Commercial 192 9.03 95,076,100.00	State and Federal Aid Receivable 52,087.00
CAPITAL IMPROVEMENTS *MEMO* 80,000.00	4b Industrial 14 .54 5,645,200.00	Other Receivables 1,130,513.41
DEBT SERVICE	4c Apartments 24 2.57 27,070,700.00	Total 9,736,613.82
Principal Payments 863,727.50	Total 4634 1,053,438,900.00	LIABILITIES, RESERVES, AND SURPLUS
Interest Payments 303,135.92	Land Area 2.70 Sq. Miles	Cash Liabilities 6,441,311.76
DEFERRED CHARGES 66,131.49	Net Valuation Taxable-Municipal 1,064,070,000	Reserves for Receivables 2,717,948.98
SCHOOL, COUNTY, SPECIAL DISTRICT TAXES 21,793,943.85	Net Valuation Taxable-County 1,099,668,333	Surplus Dec. 31, 1992 576,853.08
RESERVE FOR UNCOLLECTED TAXES 1,843,120.20	State Equalized Valuation 1,104,546,503	Total 9,736,613.82
EXPENDITURES TOTAL 37,962,330.12	State Equalization Ratio 96.54	

1222

Population 1980 20,521
 Population 1990 20,489
 S & P Rating AA-
 Moody Rating AAA

General Tax Rate Per \$100. 2.85
 State Equalized Tax Rate 2.14

SOUTH PLAINFIELD BORO. - MIDDLESEX CO.

Form of Government:

Borough Council

Number of Members on Governing Body - 6

PER CAPITA:

Gross Debt 1,406.35
 Net Debt 1,247.68
 Debt Service 99.27
 Total Tax Levy 1,921.74
 Municipal Expenditures 699.32

PER CENT:

Gross Debt 1.52
 Net Debt 1.35
 Tax Levy Collected 946.50
 Tax Levy Cancelled, Abated or Adjusted 6.37

EXPENDITURES		REVENUES-REALIZED		1992 PROPERTY TAX	
GENERAL GOVERNMENT				STATE EQUALIZED TAX RATE	
Governing Body & Public Boards		1992 Property Taxes Collected	37,553,305.57	Local District School Taxes	1.35 24,821,208.50
Municipal Clerk		1992 Payments in Lieu of Taxes		Regional & Consolidated School Tax	
Financial Administration	109,482.00	Delinquent Tax & Lien Collections	1,355,207.69	School Taxes in Municipal Budget	
Assessment of Taxes	119,518.00	Business Personalty Replacements Taxes	583,461.08	County Taxes	.43 7,875,801.17
Collection of Taxes	199,499.00	Taxes from Public Utilities	1,906,150.56	County Library Taxes	
Planning, Housing & Development	22,872.00	Other Miscellaneous Tax Revenues		Local Municipal Purpose Taxes	.36 6,597,452.00
Human Resources	148,443.00	State Aid Revenues	1,192,200.62	Veteran & Senior Citizen Taxes	231,050.00
Elections		Federal Aid Revenues		Total Taxes for Rate Computation	2.14 39,525,511.67
General Administration (other)	1,078,618.00	State and Local Fiscal Assistance Act Utilized		Special District Taxes	
JUDICIARY		Sale of Acquired Property		Bank Corp. Taxes	
Municipal Courts	217,946.00	Other Miscellaneous Revenues	2,136,151.24	Added and Omitted Taxes	80,129.51
PUBLIC SAFETY		Total	46,726,476.76	Total Taxes Levied - ABSTRACT	39,374,591.18
Fire Protection	665,881.00	Prior Years Surplus Appropriated	943,947.00	Total Taxes Billed	3,967,594.50
Police Protection	3,393,313.61	REVENUES TOTAL	45,670,423.76	1992 TAXES COLLECTED	37,553,305.57
Civil Defense & Disaster Control	31,995.00	Reserve For Uncollected Taxes	1,205,000.00	1992 Taxes Cancelled, Abated or Adjusted	252,932.12
Environmental Inspection & Control	241,049.00	CAPITAL OUTLAY TOTAL	894,176.67	Transfer to Tax Title Liens or Foreclosed	329,646.65
Other Public Safety		Public Enterprises	5,382.50	Balance Outstanding Dec. 31, 1992	1,331,710.16
PUBLIC WORKS		Recreation-Culture	46,077.30	PRIOR YEARS TAXES OUTSTANDING	
Streets and Drainage	1,245,611.00	Public Works	571,758.86	Balance January 1, 1992	867,181.32
Sewers and Sewage Processing	386,003.00	Buildings and Grounds	270,958.01	Collected in 1992	761,789.51
Garbage and Trash Disposal		Library and Education		Cancelled, Abated or Adjusted 1992	
Public Buildings and Grounds	365,648.00	Conservation		Transfers to Tax Title Liens or Foreclosed	103,645.48
Other Public Works	47,000.00	All Other		Balance December 31, 1992	1,746.33
HEALTH and WELFARE		CAPITAL DEBT AUTHORIZED, DECEMBER 31, 1992		TAX TITLE LIENS OUTSTANDING	
Health Services Except Environmental	271,525.00	ISSUED AND UNISSUED		Balance January 1, 1992	1,219,784.54
Welfare-Public Assistance	36,578.00	School	694,725	Transfer From Taxes	447,701.39
Hospital, Clinics, First Aid		Self-Liquidating	2,518,000	Redeemed in 1992	593,418.18
Animal, Insect, & Rodent Control		Other	25,502,042	Cancelled, Abated or Adjusted (1992)	59,464.72
Other Welfare Services		Total	28,814,767	Transfers to Foreclosed Property	
RECREATION and CONSERVATION		ISSUED AND OUTSTANDING		Balance December 31, 1992	1,014,603.03
Beaches and Boardwalks		School		PROPERTY ACQUIRED BY DEED OR FORECLOSURE	
Parks, Playgrounds, Shade Trees	9,000.00	Self-Liquidating	1,658,000.00	Balance January 1, 1992	5,674,280.00
Land Reclamation & Conservation	110,983.76	Other	16,114,000.00	Transfers From Taxes or Liens	
Other Recreational Services	275,641.00	Total	15,772,000.00	Sale for Cash (1992)	
EDUCATION (excluding schools)		EQUALIZED VALUATION BASIS		Cancelled, Abated or Adjusted (1992)	
Libraries	618,300.00	FOR NET DEBT COMPUTATION	1,893,187,455	Balance December 31, 1992	5,674,280.00
Other Educational Services	9,550.00	REAL PROPERTY VALUATIONS		CURRENT FINANCES DECEMBER 31, 1992	
STATUTORY EXPENDITURES		Code Class # of Parcels % VAL'N ASSESSED VALUATION		ASSETS	
Pensions & F. L. C. A.	251,700.00	1 Vacant Land 603 2.13 29,272,900.00		Cash Dec. 31, 1992	4,833,001.89
Employee Fringe Benefits	1,137,431.00	2 Residential 6517 53.37 731,787,600.00		Taxes Receivable	1,333,456.49
Other Statutory Expenditures		3 Farm 16 .01 181,300.00		Tax Title Liens	1,014,603.03
CETA And Other Public Employment Programs		4a Commercial 211 10.59 145,194,400.00		Foreclosed Property	5,674,280.00
MUNICIPAL FUNCTIONS TOTAL 10,991,587.37		4b Industrial 311 33.89 466,695,000.00		Emergencies & Other Deferred Charges	635,737.13
CAPITAL IMPROVEMENTS *ME#0*		4c Apartments		State and Federal Aid Receivable	75,367.55
DEBT SERVICE		Total 7658 1,371,131,200.00		Other Receivables	904,800.83
Principal Payments	1,234,000.00	Land Area 8.20 Sq. Miles		Total	14,471,246.92
Interest Payments	749,903.63	Net Valuation Taxable-Municipal	1,379,838,900	LIABILITIES, RESERVES, AND SURPLUS	
DEFERRED CHARGES	97,897.00	Net Valuation Taxable-County	1,843,678,715	Cash Liabilities	5,486,555.69
SCHOOL, COUNTY, SPECIAL DISTRICT TAXES	32,677,009.67	State Equalized Valuation	1,838,834,769	Reserves for Receivables	8,993,813.92
RESERVE FOR UNCOLLECTED TAXES	1,205,000.00	State Equalization Ratio	76.92	Surplus Dec. 31, 1992	90,877.32
EXPENDITURES TOTAL 47,025,397.67				Total	14,471,246.92

1223

Population 1980 **14,361**
 Population 1990 **13,692**
 S & P Rating
 Moody Rating **A**

General Tax Rate Per \$100. **4.26**
 State Equalized Tax Rate **2.46**

SOUTH RIVER BOROUGH - MIDDLESEX CO.

Form of Government:

Borough Council

Number of Members on Governing Body - 6

PER CAPITA:

Grass Debt **636.90**
 Net Debt **435.82**
 Debt Service **51.89**
 Total Tax Levy **1,125.97**
 Municipal Expenditures **518.43**

PER CENT:

Gross Debt **1.34**
 Net Debt **.92**
 Tax Levy Collected **96.95**
 Tax Levy Cancelled, Abated or Adjusted **.24**

EXPENDITURES		REVENUES-REALIZED		1992 PROPERTY TAX				
GENERAL GOVERNMENT				STATE EQUALIZED TAX RATE 1.37				
Governing Body & Public Boards	15,150.00	1992 Property Taxes Collected	14,948,912.14	Local District School Taxes	8,617,390.00			
Municipal Clerk	68,920.00	1992 Payments in Lieu of Taxes		Regional & Consolidated School Tax				
Financial Administration	100,050.00	Delinquent Tax & Lien Collections	300,827.65	School Taxes in Municipal Budget				
Assessment of Taxes	54,275.00	Business Personality Replacement Taxes	126,010.88	County Taxes	2,736,704.16			
Collection of Taxes	58,304.00	Taxes from Public Utilities	263,216.00	County Library Taxes				
Planning, Housing & Development	38,715.00	Other Miscellaneous Tax Revenues	742,206.72	Local Municipal Purpose Taxes	4,040,041.34			
Human Resources	122,789.00	State Aid Revenues		Veteran & Senior Citizen Taxes	221,000.00			
Elections		Federal Aid Revenues		Total Taxes far Rate Computation	15,615,135.50			
General Administration (other)	350,340.00	State and Local Fiscal Assistance Act Utilized		Special District Taxes				
JUDICIARY		Sale of Acquired Property		Bank Corp. Taxes				
Municipal Courts	81,430.00	Other Miscellaneous Revenues	1,265,845.76	Added and Omitted Taxes	22,629.72			
PUBLIC SAFETY		Total	17,647,019.15	Total Taxes Levied - ABSTRACT	15,416,765.22			
Fire Protection	127,120.00	Prior Years Surplus Appropriated	500,000.00	Total Taxes Billed	15,419,878.34			
Police Protection	1,589,636.00	REVENUES	18,147,019.15	1992 TAXES COLLECTED	14,948,912.14			
Civil Defense & Disaster Control	13,400.00	REVENUE FOR Uncollected Taxes	476,947.00	1992 Taxes Cancelled, Abated or Adjusted	37,306.70			
Environmental Inspection & Control	107,225.00	CAPITAL OUTLAY	TOTAL	Transfer to Tax Title Liens or Foreclosed	34,466.61			
Other Public Safety			607,747.75	Balance Outstanding Dec. 31, 1992	399,192.89			
PUBLIC WORKS		Public Enterprises	469,411.71	PRIOR YEARS TAXES OUTSTANDING				
Streets and Drainage	301,975.00	Recreation-Culture		Balance January 1, 1992	323,789.05			
Sewers and Sewage Processing	565,342.00	Public Works	134,398.61	Collected in 1992	280,678.41			
Garbage and Trash Disposal	1,014,750.00	Buildings and Grounds	3,937.43	Cancelled, Abated or Adjusted 1992				
Public Buildings and Grounds	107,025.00	Library and Education		Transfers to Tax Title Liens or Foreclosed	9,288.99			
Other Public Works	60,000.00	Conservation		Balance December 31, 1992	33,821.65			
HEALTH and WELFARE		All Other		TAX TITLE LIENS OUTSTANDING				
Health Services Except Environmental	60,430.00	CAPITAL DEBT AUTHORIZED, DECEMBER 31, 1992		Balance January 1, 1992	71,996.89			
Welfare-Public Assistance	49,505.00	ISSUED AND UNISSUED		Transfer From Taxes	45,524.68			
Hospital, Clinics, First Aid		School		Redeemed in 1992	20,149.24			
Animal, Insect, & Rodent Control	15,028.95	Self-Liquidating	4,567,200	Cancelled, Abated or Adjusted (1992)				
Other Welfare Services		Other	4,153,252	Transfers to Foreclosed Property				
RECREATION and CONSERVATION		Total	8,720,452	Balance December 31, 1992	97,372.33			
Beaches and Boardwalks		ISSUED AND OUTSTANDING		PROPERTY ACQUIRED BY DEED OR FORECLOSURE				
Parks, Playgrounds, Shade Trees	79,030.00	School		Balance January 1, 1992	30,220.00			
Land Reclamation & Conservation	16,382.00	Self-Liquidating	4,019,000.00	Transfers From Taxes or Liens				
Other Recreational Services	56,200.00	Other	3,499,200.00	Sale for Cash (1992)				
EDUCATION (excluding schools)		Total	7,518,200.00	Cancelled, Abated or Adjusted (1992)				
Libraries	220,000.00	EQUALIZED VALUATION BASIS		Balance December 31, 1992	30,220.00			
Other Educational Services	6,680.00	FOR NET DEBT COMPUTATION		CURRENT FINANCES DECEMBER 31, 1992				
STATUTORY EXPENDITURES		REAL PROPERTY VALUATIONS		ASSETS				
Pensions & F. L. C. A.	407,667.00	Code	Class	# of Parcels	% VAL'N	Assessed Valuation		
Employee Fringe Benefits	212,000.00	1	Vacant Land	319	2.00	7,207,200.00	Cash Dec. 31, 1992	1,723,098.97
Other Statutory Expenditures	2,000.00	2	Residential	4027	86.02	310,184,700.00	Taxes Receivable	433,014.54
CETA And Other Public Employment Programs		3	Farm	1		3,700.00	Tax Title Liens	97,372.33
MUNICIPAL FUNCTIONS		4a	Commercial	201	7.17	25,864,000.00	Foreclosed Property	30,220.00
CAPITAL IMPROVEMENTS		4b	Industrial	30	1.85	5,667,600.00	Emergencies & Other Deferred Charges	
DEBT SERVICE		4c	Apartments	10	2.96	10,659,300.00	State and Federal Aid Receivable	
Principal Payments	418,000.00	Total		4588		360,586,500.00	Other Receivables	19,518.70
Interest Payments	292,433.92	Land Area	2.80	Sq. Miles			Total	2,303,224.54
DEFERRED CHARGES		Net Valuation Taxable-Municipal				361,437,761	LIABILITIES, RESERVES, AND SURPLUS	
SCHOOL, COUNTY, SPECIAL DISTRICT TAXES	11,354,094.16	Net Valuation Taxable-County				640,952,623	Cash Liabilities	1,135,210.56
RESERVE FOR UNCOLLECTED TAXES	475,947.00	State Equalized Valuation				626,218,066	Reserves for Receivables	580,125.57
EXPENDITURES	TOTAL	State Equalization Ratio				57.66	Surplus Dec. 31, 1992	597,888.41
							Total	2,303,224.54

Population 1980 3,954
 Population 1990 3,869
 S & P Rating
 Moody Rating

General Tax Rate Per \$100. 2.47
 State Equalized Tax Rate 2.25

SOUTH TOMS RIVER BORO. - OCEAN CO.
 Form of Government:
Borough Council
 Number of Members on Governing Body - 6

PER CAPITAL:
 Gross Debt 231.86
 Net Debt 137.83
 Debt Service 16.03
 Total Tax Levy 604.31
 Municipal Expenditures 416.95

PER CENT:
 Gross Debt, .85
 Net Debt .50
 Tax Levy Collected 89.22
 Tax Levy Cancelled, Abated or Adjusted .07

EXPENDITURES		REVENUES-REALIZED		1992 PROPERTY TAX		
GENERAL GOVERNMENT		REVENUES-REALIZED		STATE EQUALIZED TAX RATE		
Governing Body & Public Boards	12,030.00	1992 Property Taxes Collected	2,086,833.71	Local District School Taxes		
Municipal Clerk	50,825.00	1992 Payments in Lieu of Taxes		Regional & Consolidated Schaal Tax	1.04	
Financial Administration	49,827.00	Delinquent Tax & Lien Collections	192,202.62	Schaal Taxes in Municipal Budget		
Assessment of Taxes	21,937.00	Business Personality Replacement Taxes	19,093.40	County Taxes	.41 *	
Collection of Taxes	22,630.00	Taxes from Public Utilities	173,561.15	County Library Taxes	.03	
Planning, Housing & Development	6,980.00	Other Miscellaneous Tax Revenues		Local Municipal Purpose Taxes	.76	
Human Resources	22,219.00	State Aid Revenues	297,632.60	Veteran & Senior Citizen Taxes		
Elections		Federal Aid Revenues		Total Taxes for Rate Computation	2.24	
General Administration (other)	212,600.00	State and Local Fiscal Assistance Act Utilized		Special District Taxes		
JUDICIARY		Sale of Acquired Property		Bank Corp. Taxes		
Municipal Courts	38,025.00	Other Miscellaneous Revenues	131,268.20	Added and Omitted Taxes	2,386.63	
PUBLIC SAFETY		Total	2,900,591.68	Total Taxes Levied - ABSTRACT	2,338,070.04	
Fire Protection	32,416.00	Prior Years Surplus Appropriated	155,000.00	Total Taxes Billed	2,338,953.11	
Police Protection	258,940.21	REVENUES TOTAL	3,055,591.68	1992 TAXES COLLECTED	2,086,833.71	
Civil Defense & Disaster Control	801.00	Reserve For Uncollected Taxes	256,788.87	1992 Taxes Cancelled, Abated or Adjusted	1,731.46	
Environmental Inspection & Control	5,551.00	CAPITAL OUTLAY TOTAL		Transfer to Tax Title Liens or Foreclosed		
Other Public Safety			264,304.56	Balance Outstanding Dec. 31, 1992	250,387.94	
PUBLIC WORKS		CAPITAL DEBT AUTHORIZED, DECEMBER 31, 1992		PRIOR YEARS TAXES OUTSTANDING		
Streets and Drainage	87,700.00	ISSUED AND UNISSUED	GROSS DEBT	NET DEBT		
Sewers and Sewage Processing	89,380.00	School	195,617		Balance January 1, 1992	
Garbage and Trash Disposal	224,269.06	Self-Liquidating			Collected in 1992	
Public Buildings and Grounds	16,850.00	Other	701,450	533,267	Cancelled, Abated or Adjusted 1992	
Other Public Works	16,300.00	Total	897,067	533,267	Transfers to Tax Title Liens or Foreclosed	
HEALTH and WELFARE		ISSUED AND OUTSTANDING		TAX TITLE LIENS OUTSTANDING		
Health Services Except Environmental	27,550.00	School		195,617.37	Balance December 31, 1992	
Welfare-Public Assistance	13,983.00	Self-Liquidating		554,250.00	Balance January 1, 1992	
Hospital, Clinics, First Aid		Other		749,867.37	Transfer From Taxes	
Animal, Insect, & Rodent Control		Total			2,145.14	
Other Welfare Services		EQUALIZED VALUATION BASIS FOR NET DEBT COMPUTATION		Redeemed in 1992		
RECREATION and CONSERVATION				14,275.90		
Beaches and Boardwalks	6,000.00	REAL PROPERTY VALUATIONS		Cancelled, Abated or Adjusted (1992)		
Parks, Playgrounds, Shade Trees		Code	Class	# of Parcels	% VAL'N	Transfers to Foreclosed Property
Land Reclamation & Conservation		1	Vacant Land	74	2.19	Balance December 31, 1992
Other Recreational Services	2,500.00	2	Residential	1072	82.67	123,386.65
EDUCATION (excluding schools)		3	Farm			617,400.00
Libraries		4a	Commercial	47	14.37	PROPERTY ACQUIRED BY DEED OR FORECLOSURE
Other Educational Services		4b	Industrial	2	.77	Balance January 1, 1992
STATUTORY EXPENDITURES		4c	Apartments			617,400.00
Pensions & F. L. C. A.	55,835.83	Total				Transfers From Taxes or Liens
Employee Fringe Benefits						Sale for Cash (1992)
Other Statutory Expenditures	1,350.00					Cancelled, Abated or Adjusted (1992)
CETA And Other Public Employment Programs						Balance December 31, 1992
MUNICIPAL FUNCTIONS TOTAL	1,275,409.10					617,400.00
CAPITAL IMPROVEMENTS	*MEMO*					CURRENT FINANCES DECEMBER 31, 1992
DEBT SERVICE						ASSETS
Principal Payments	31,000.00					Cash Dec. 31, 1992
Interest Payments	31,035.50					Taxes Receivable
DEFERRED CHARGES						Tax Title Liens
SCHOOL, COUNTY, SPECIAL DISTRICT TAXES	18,992.17					Foreclosed Property
RESERVE FOR UNCOLLECTED TAXES	1,546,583.41					Emergencies & Other Deferred Charges
EXPENDITURES TOTAL	3,159,879.05					State and Federal Aid Receivable
						Other Receivables
						Total
						1,670,492.94
						LIABILITIES, RESERVES, AND SURPLUS
						Cash Liabilities
						Reserves for Receivables
						Surplus Dec. 31, 1992
						Total
						1,670,492.94

*Includes County Health Service Taxes, County Vocational School Taxes, or County Open Space Tax. See Table 13.

Population 1980 8,808
 Population 1990 10,202
 S & P Rating
 Moody Rating AAA

General Tax Rate Per \$100. 1.79
 State Equalized Tax Rate 1.67

SOUTHAMPTON TWP. - BURLINGTON CO.

Form of Government:

Township Committee

Number of Members on Governing Body - 5

PER CAPITA:

Gross Debt 220.26
 Net Debt 81.32
 Debt Service .40
 Total Tax Levy 808.45
 Municipal Expenditures 249.11

PER CENT:

Gross Debt .46
 Net Debt .17
 Tax Levy Collected 94.49
 Tax Levy Cancelled, Abated or Adjusted .12

EXPENDITURES	REVENUES-REALIZED	1992 PROPERTY TAX	
GENERAL GOVERNMENT		STATE EQUALIZED TAX RATE	
Governing Body & Public Boards		Local District School Taxes .30	3,910,476.00
Municipal Clerk		Regional & Consolidated School Tax .27	1,318,958.55
Financial Administration 30,762.00	1992 Property Taxes Collected 7,735,487.00	School Taxes in Municipal Budget	
Assessment of Taxes 99,750.00	1992 Payments in Lieu of Taxes	County Taxes .54	2,655,195.41
Collection of Taxes 100.00	Delinquent Tax & Lien Collections 480,070.00	County Library Taxes .03	162,433.74
Planning, Housing & Development 30,143.00	Business Personalty Replacement Taxes 40,674.00	Local Municipal Purpose Taxes .02	114,000.00
Human Resources 16,315.00	Taxes from Public Utilities 742,144.00	Veteran & Senior Citizen Taxes	195,600.00
Elections 4,800.00	Other Miscellaneous Tax Revenues	Total Taxes for Rate Computation 1.66	8,356,663.70
General Administration (other) 291,075.00	State Aid Revenues 355,933.00	Special District Taxes	
	Federal Aid Revenues	Bank Corp. Taxes	
JUDICIARY	State and Local Fiscal Assistance Act Utilized	Added and Omitted Taxes	86,779.00
Municipal Courts 72,000.00	Sale of Acquired Property	Total Taxes Levied - ABSTRACT	8,247,842.70
PUBLIC SAFETY	Other Miscellaneous Revenues 435,504.00	Total Taxes Billed	8,186,592.00
Fire Protection 86,908.00	Total 9,789,812.00	1992 TAXES COLLECTED	7,735,487.00
Police Protection 30,000.00	Prior Years Surplus Appropriated 570,000.00	1992 Taxes Cancelled, Abated or Adjusted	10,185.00
Civil Defense & Disaster Control 900.00	REVENUES TOTAL 10,359,812.00	Transfer to Tax Title Liens or Foreclosed	12,215.00
Environmental Inspection & Control 65,523.00	Reserve For Uncollected Taxes 582,064.00	Balance Outstanding Dec. 31, 1992	428,705.00
Other Public Safety	CAPITAL OUTLAY TOTAL 585,636.00	PRIOR YEARS TAXES OUTSTANDING	
PUBLIC WORKS		Balance January 1, 1992	453,062.00
Streets and Drainage 460,600.00	Public Enterprises	Collected in 1992	407,448.00
Sewers and Sewage Processing 8,050.00	Recreation-Culture	Cancelled, Abated or Adjusted 1992	1,908.00
Garbage and Trash Disposal 305,000.00	Public Works 53,787.00	Transfers to Tax Title Liens or Foreclosed	
Public Buildings and Grounds 31,500.00	Buildings and Grounds 531,849.00	Balance December 31, 1992	43,706.00
Other Public Works	Library and Education	TAX TITLE LIENS OUTSTANDING	
HEALTH and WELFARE	Conservation	Balance January 1, 1992	136,854.00
Health Services Except Environmental 10,500.00	All Other	Transfer From Taxes	12,965.00
Welfare-Public Assistance 7,100.00		Redeemed in 1992	17,622.00
Hospital, Clinics, First Aid	CAPITAL DEBT AUTHORIZED, DECEMBER 31, 1992	Cancelled, Abated or Adjusted (1992)	363.00
Animal, Insect, & Rodent Control 14,200.00	ISSUED AND UNISSUED	Transfers to Foreclosed Property	275.00
Other Welfare Services 4,500.00	School 1,417,475	Balance December 31, 1992	131,559.00
RECREATION and CONSERVATION	Self-Liquidating 829,611	PROPERTY ACQUIRED BY DEED OR FORECLOSURE	
Beaches and Boardwalks	Other 829,611	Balance January 1, 1992	25,925.00
Parks, Playgrounds, Shade Trees 14,700.00	Total 2,247,086	Transfers From Taxes or Liens	275.00
Land Reclamation & Conservation 4,000.00		Sale for Cash (1992)	
Other Recreational Services 27,000.00	ISSUED AND OUTSTANDING	Cancelled, Abated or Adjusted (1992)	
EDUCATION (excluding schools)	School 1,417,475.33	Balance December 31, 1992	26,200.00
Libraries 38,000.00	Self-Liquidating	CURRENT FINANCES DECEMBER 31, 1992	
Other Educational Services	Other 719,019.00	ASSETS	
STATUTORY EXPENDITURES	Total 2,136,496.33	Cash Dec. 31, 1992	1,228,143.00
Pensions & F. L. C. A. 117,000.00	EQUALIZED VALUATION BASIS	Taxes Receivable	472,411.00
Employee Fringe Benefits 168,000.00	FOR NET DEBT COMPUTATION 485,099,140	Tax Title Liens	131,559.00
Other Statutory Expenditures 4,000.00	REAL PROPERTY VALUATIONS	Foreclosed Property	26,200.00
CETA And Other Public Employment Programs		Emergencies & Other Deferred Charges	49,600.00
MUNICIPAL FUNCTIONS TOTAL 1,942,426.00		State and Federal Aid Receivable	8,294.00
CAPITAL IMPROVEMENTS *MEMO*		Other Receivables	53,743.00
DEBT SERVICE		Total	1,969,950.00
Principal Payments 2,948.00		LIABILITIES, RESERVES, AND SURPLUS	
Interest Payments 1,146.00		Cash Liabilities	607,908.00
DEFERRED CHARGES 12,862.00		Reserves for Receivables	682,948.00
SCHOOL, COUNTY, SPECIAL DISTRICT TAXES 8,047,063.70		Surplus Dec. 31, 1992	679,094.00
RESERVE FOR UNCOLLECTED TAXES 582,064.00		Total	1,969,950.00
EXPENDITURES TOTAL 10,588,539.70			

1918

Population 1980 **13,333**
 Population 1990 **15,157**
 S & P Rating **A+**
 Moody Rating **A**

General Tax Rate Per \$100. **2.80**
 State Equalized Tax Rate **2.17**

SPARTA TOWNSHIP - SUSSEX COUNTY
 Form of Government:
Council-Manager Plan B (OMCL 50)
 Number of Members on Governing Body - 5

PER CAPITA: Gross Debt **565.00** PER DEBT: Gross Debt **.79**
 Net Debt **272.07** Net Debt **.32**
 Debt Service **52.56** Tax Levy Collected **94.22**
 Total Tax Levy **1,784.09** Tax Levy Cancelled, Abated or Adjusted **.73**
 Municipal Expenditures **642.20**

EXPENDITURES		REVENUES-REALIZED		1992 PROPERTY TAX		
GENERAL GOVERNMENT				STATE EQUALIZED TAX RATE 2.17		
Governing Body & Public Boards	20,665.00	1992 Property Taxes Collected	25,492,211.02	Local District School Taxes	1.38 17,121,499.00	
Municipal Clerk	45,785.00	1992 Payments in Lieu of Taxes		Regional & Consolidated School Tax		
Financial Administration		Delinquent Tax & Lien Collections	1,646,923.50	School Taxes in Municipal Budget		
Assessment of Taxes	96,385.00	Business Personalty Replacement Taxes	122,245.44	County Taxes	.35 4,326,046.33	
Collection of Taxes	223,825.00	Taxes from Public Utilities	800,782.00	County Library Taxes		
Planning, Housing & Development	119,690.00	Other Miscellaneous Tax Revenues		Local Municipal Purpose Taxes	.44 5,398,747.67	
Human Resources	42,138.00	State Aid Revenues	844,837.53	Veteran & Senior Citizen Taxes		
Elections	23,725.00	Federal Aid Revenues		Total Taxes for Rate Computation	2.17 26,911,393.00	
General Administration (other)	513,375.00	State and Local Fiscal Assistance Act Utilized		Special District Taxes		
JUDICIARY		Sale of Acquired Property		Bank Corp. Taxes		
Municipal Courts	101,422.05	Other Miscellaneous Revenues	1,233,466.07	Added and Omitted Taxes	195,170.14	
PUBLIC SAFETY		Total	30,140,465.56	Total Taxes Levied - ABSTRACT	27,041,463.14	
Fire Protection	108,976.00	Prior Years Surplus Appropriated	960,000.00	Total Taxes Billed	27,054,902.37	
Police Protection	2,105,505.80	REVENUES TOTAL	31,100,465.56	1992 TAXES COLLECTED	25,492,211.02	
Civil Defense & Disaster Control	250.00	Reserve For Uncollected Taxes	1,913,498.98	1992 Taxes Cancelled, Abated or Adjusted	197,798.21	
Environmental Inspection & Control	180,592.18	CAPITAL OUTLAY TOTAL		Transfer to Tax Title Liens or Foreclosed	54,106.02	
Other Public Safety		Public Enterprises	285,672.16	Balance Outstanding Dec. 31, 1992	1,310,787.12	
PUBLIC WORKS		Recreation-Culture	109,017.05	PRIOR YEARS TAXES OUTSTANDING		
Streets and Drainage	1,187,775.00	Public Works	393,115.88	Balance January 1, 1992	1,636,367.20	
Sewers and Sewage Processing	156,344.19	Buildings and Grounds	40,763.59	Collected in 1992	1,477,789.85	
Garbage and Trash Disposal		Library and Education		Cancelled, Abated or Adjusted 1992	126,034.42	
Public Buildings and Grounds	63,945.00	Conservation		Transfers to Tax Title Liens or Foreclosed	4,377.42	
Other Public Works		All Other		Balance December 31, 1992	28,115.51	
HEALTH and WELFARE		CAPITAL DEBT AUTHORIZED, DECEMBER 31, 1992		TAX TITLE LIENS OUTSTANDING		
Health Services Except Environmental	265,180.00	ISSUED AND UNISSUED		Balance January 1, 1992	342,571.43	
Welfare-Public Assistance	56,655.00	School	397,000	Transfer From Taxes	59,278.61	
Hospital, Clinics, First Aid		Self-Liquidating	5,536,000	Redeemed in 1992	169,133.65	
Animal, Insect, & Rodent Control	35,913.13	Other	4,161,495	Cancelled, Abated or Adjusted (1992)		
Other Welfare Services		Total	10,094,495	Transfers to Foreclosed Property		
RECREATION and CONSERVATION		ISSUED AND OUTSTANDING		Balance December 31, 1992	232,716.39	
Beaches and Boardwalks		School	397,000.00	PROPERTY ACQUIRED BY DEED OR FORECLOSURE		
Parks, Playgrounds, Shade Trees	16,500.00	Self-Liquidating	3,745,000.28	Balance January 1, 1992	220,255.00	
Land Reclamation & Conservation	21,190.81	Other	3,829,945.00	Transfers From Taxes or Liens		
Other Recreational Services	268,445.00	Total	7,971,945.28	Sale for Cash (1992)		
EDUCATION (excluding schools)		EQUALIZED VALUATION BASIS FOR NET DEBT COMPUTATION		Cancelled, Abated or Adjusted (1992)		
Libraries	434,460.00	REAL PROPERTY VALUATIONS		Balance December 31, 1992	220,255.00	
Other Educational Services		Code	Class	# of Parcels	% VAL'N	ASSESSED VALUATION
STATUTORY EXPENDITURES		1	Vacant Land	1616	7.19	68,696,250.00
Pensions & F. L. C. A.	294,583.00	2	Residential	5347	83.22	795,503,350.00
Employee Fringe Benefits	600,794.00	3	Farm	237	1.34	12,810,150.00
Other Statutory Expenditures		4a	Commercial	176	6.01	57,494,600.00
CETA And Other Public Employment Programs		4b	Industrial	36	2.12	20,310,900.00
MUNICIPAL FUNCTIONS TOTAL		4c	Apartments	2	.12	1,143,200.00
CAPITAL IMPROVEMENTS *MEMO*		Total		7414		955,959,450.00
DEBT SERVICE		Land Area 33.50 Sq. Miles		Net Valuation Taxable-Municipal		959,276,151
Principal Payments	569,294.54	Net Valuation Taxable-County		State Equalized Valuation		1,236,108,250
Interest Payments	227,298.04	State Equalization Ratio				77.56
DEFERRED CHARGES		Land Area 33.50 Sq. Miles		State Equalization Ratio		
SCHOOL, COUNTY, SPECIAL DISTRICT TAXES	21,447,545.33	Net Valuation Taxable-Municipal				
RESERVE FOR UNCOLLECTED TAXES	1,913,498.98	Net Valuation Taxable-County				
EXPENDITURES TOTAL	31,181,306.05	State Equalized Valuation				
		State Equalization Ratio				

Population 1980 **7,840**
 Population 1990 **7,983**
 S & P Rating
 Moody Rating **AAA**

General Tax Rate Per \$100 **4.66**
 State Equalized Tax Rate **2.51**

SPOTSWOOD BOROUGH - MIDDLESEX CO.
 Form of Government:
Mayor-Council Plan B (OMCL 50)
 Number of Members on Governing Body - 5

PER CAPITA: Gross Debt **808.51** PER CENT: Gross Debt **1.76**
 Net Debt **318.10** Net Debt **.69**
 Debt Service **32.69** Tax Levy Collected **97.14**
 Total Tax Levy **1,113.43** Tax Levy Cancelled, Abated or Adjusted **.07**
 Municipal Expenditures **483.95**

EXPENDITURES		REVENUES-REALIZED		1992 PROPERTY TAX	
GENERAL GOVERNMENT				STATE EQUALIZED TAX RATE	
Governing Body & Public Boards	3,335.00	1992 Property Taxes Collected	8,649,530.99	Local District School Taxes	1.53
Municipal Clerk	66,610.00	1992 Payments in Lieu of Taxes		Regional & Consolidated School Tax	
Financial Administration	165,274.00	Delinquent Tax & Lien Collections	239,436.98	School Taxes in Municipal Budget	
Assessment of Taxes	13,200.00	Business Personalty Replacement Taxes	236,686.84	County Taxes	.41
Collection of Taxes		Taxes from Public Utilities	389,960.00	County Library Taxes	
Planning, Housing & Development	21,475.00	Other Miscellaneous Tax Revenues		Local Municipal Purpose Taxes	.58
Human Resources	57,438.00	State Aid Revenues	456,632.53	Veteran & Senior Citizen Taxes	
Elections	12,500.00	Federal Aid Revenues		Total Taxes for Rate Computation	2.52
General Administration (other)	230,882.20	State and Local Fiscal Assistance Act Utilized		Special District Taxes	
JUDICIARY		Sale of Acquired Property		Bank Corp. Taxes	
Municipal Courts	58,676.11	Other Miscellaneous Revenues	486,902.93	Added and Omitted Taxes	24,101.12
PUBLIC SAFETY		Total	10,658,150.27	Total Taxes Levied - ABSTRACT	8,888,479.85
Fire Protection	47,244.00	Prior Years Surplus Appropriated	175,000.00	Total Taxes Billed	8,904,431.39
Police Protection	1,130,446.30	REVENUES TOTAL	10,633,150.27	1992 TAXES COLLECTED	8,649,530.99
Civil Defense & Disaster Control	750.00	Reserve For Uncollected Taxes	263,773.02	1992 Taxes Cancelled, Abated or Adjusted	6,342.26
Environmental Inspection & Control	99,312.00	CAPITAL OUTLAY TOTAL		Transfer to Tax Title Liens or Foreclosed	16,061.26
Other Public Safety		Public Enterprises	242,748.24	Balance Outstanding Dec. 31, 1992	232,496.88
PUBLIC WORKS		Recreation-Culture	724.96	PRIOR YEARS TAXES OUTSTANDING	
Streets and Drainage	300,056.00	Public Works	175,032.78	Balance January 1, 1992	217,544.19
Sewers and Sewage Processing	182,810.00	Buildings and Grounds	54,747.80	Collected in 1992	213,338.81
Garbage and Trash Disposal	222,500.00	Library and Education		Cancelled, Abated or Adjusted 1992	
Public Buildings and Grounds	73,926.16	Conservation		Transfers to Tax Title Liens or Foreclosed	926.20
Other Public Works	24,950.00	All Other		Balance December 31, 1992	3,279.17
HEALTH and WELFARE		CAPITAL DEBT AUTHORIZED, DECEMBER 31, 1992		TAX TITLE LIENS OUTSTANDING	
Health Services Except Environmental	48,748.00	ISSUED AND UNISSUED		Balance January 1, 1992	94,002.54
Welfare-Public Assistance	19,900.00	School	2,453,000	Transfer From Taxes	17,223.87
Hospital, Clinics, First Aid		Self-Liquidating	1,119,000	Redeemed in 1992	26,098.17
Animal, Insect, & Rodent Control	3,000.00	Other	2,882,337	Cancelled, Abated or Adjusted (1992)	
Other Welfare Services	4,675.00	Total	6,454,337	Transfers to Foreclosed Property	
RECREATION and CONSERVATION		ISSUED AND OUTSTANDING		Balance December 31, 1992	85,128.24
Beaches and Boardwalks		School	2,453,000.00	PROPERTY ACQUIRED BY DEED OR FORECLOSURE	
Parks, Playgrounds, Shade Trees		Self-Liquidating	647,000.00	Balance January 1, 1992	69,800.00
Land Reclamation & Conservation	21,288.79	Other	2,290,300.00	Transfers From Taxes or Liens	
Other Recreational Services	26,343.00	Total	5,390,300.00	Sale for Cash (1992)	
EDUCATION (excluding schools)		EQUALIZED VALUATION BASIS FOR NET DEBT COMPUTATION		Cancelled, Abated or Adjusted (1992)	
Libraries	123,260.00	REAL PROPERTY VALUATIONS		Balance December 31, 1992	69,800.00
Other Educational Services		Code	Class	# of Parcels	% VAL'N
STATUTORY EXPENDITURES		ASSESSED VALUATION		CURRENT FINANCES DECEMBER 31, 1992	
Pensions & F. L. C. A.	140,515.00	1	Vacant Land	416	1.69
Employee Fringe Benefits	269,498.00	2	Residential	2312	84.60
Other Statutory Expenditures		3	Farm	1	
CETA And Other Public Employment Programs		4a	Commercial	55	6.81
MUNICIPAL FUNCTIONS TOTAL		4b	Industrial	6	5.66
CAPITAL IMPROVEMENTS	30,000.00	4c	Apartments	3	1.24
DEBT SERVICE		Total		2793	
Principal Payments	121,300.00	Land Area	2.15 Sq. Miles		
Interest Payments	139,627.00	Net Valuation Taxable-Municipal		190,565,027	
DEFERRED CHARGES		Net Valuation Taxable-County		333,118,094	
SCHOOL, COUNTY, SPECIAL DISTRICT TAXES	9,194.51	State Equalized Valuation		351,407,893	
SCHOOL, COUNTY, SPECIAL DISTRICT TAXES	6,827,731.41	State Equalization Ratio		53.95	
RESERVE FOR UNCOLLECTED TAXES	263,773.02	LIABILITIES, RESERVES, AND SURPLUS		Cash Liabilities	436,985.72
EXPENDITURES TOTAL	10,730,208.50			Reserves for Receivables	390,704.29
				Surplus Dec. 31, 1992	233,525.21
				Total	1,061,215.22

Population 1980 4,215
 Population 1990 3,499
 S & P Rating A
 Moody Rating

General Tax Rate Per \$100. 1.02
 State Equalized Tax Rate 1.14

SPRING LAKE BOROUGH - MONMOUTH CO.

Form of Government:
Borough Council

Number of Members on Governing Body - 6

PER CAPITA: Gross Debt 2,035.37
 Net Debt 1,865.47
 Debt Service 219.85
 Total Tax Levy 2,484.08
 Municipal Expenditures 1,402.20

PER CENT: Gross Debt .92
 Net Debt .84
 Tax Levy Collected 95.97
 Tax Levy Cancelled, Abated or Adjusted .61

EXPENDITURES	REVENUES-REALIZED	1992 PROPERTY TAX	
GENERAL GOVERNMENT		STATE EQUALIZED TAX RATE	
Governing Body & Public Boards		Local District School Taxes .28	2,150,434.00
Municipal Clerk		Regional & Consolidated Schaal Tax	
Financial Administration 10,090.00	1992 Property Taxes Collected 8,347,270.73	Schaal Taxes in Municipal Budget	
Assessment of Taxes 20,230.00	1992 Payments in Lieu of Taxes	County Taxes .43 *	3,306,769.82
Collection of Taxes 66,817.82	Delinquent Tax & Lien Collections 352,053.60	County Library Taxes	
Planning, Housing & Development 16,786.00	Business Personalty Replacement Taxes 26,136.64	Local Municipal Purpose Taxes .42	3,215,000.00
Human Resources 50,866.00	Taxes from Public Utilities 277,028.00	Veteran & Senior Citizen Taxes	25,900.00
Elections	Other Miscellaneous Tax Revenues	Total Taxes for Rate Computation 1.13	8,698,103.82
General Administration (other) 434,874.50	State Aid Revenues 103,581.51	Special District Taxes	
JUDICIARY	Federal Aid Revenues	Bank Corp. Taxes	
Municipal Courts 33,582.00	State and Local Fiscal Assistance Act Utilized	Added and Omitted Taxes	19,590.14
PUBLIC SAFETY	Sale of Acquired Property	Total Taxes Levied - ABSTRACT	8,691,793.96
Fire Protection 35,499.10	Other Miscellaneous Revenues 721,743.70	Total Taxes Billed	8,697,563.91
Police Protection 835,185.42	Total 9,832,314.18	1992 TAXES COLLECTED	8,347,270.73
Civil Defense & Disaster Control 351,000.00	Prior Years Surplus Appropriated 279,000.10	1992 Taxes Cancelled, Abated or Adjusted	52,995.36
Environmental Inspection & Control 66,944.59	REVENUES TOTAL 10,111,814.28	Transfer to Tax Title Liens or Foreclosed	10,617.99
Other Public Safety	Reserve For Uncollected Taxes 491,538.10	Balance Outstanding Dec. 31, 1992	286,679.83
PUBLIC WORKS	CAPITAL OUTLAY TOTAL 496,545.67	PRIOR YEARS TAXES OUTSTANDING	
Streets and Drainage 226,812.00	Public Enterprises 25,527.55	Balance January 1, 1992	468,830.93
Sewers and Sewage Processing	Recreation-Culture 229,664.56	Collected in 1992	352,053.60
Garbage and Trash Disposal 476,829.39	Public Works 9,042.59	Cancelled, Abated or Adjusted 1992	21,019.35
Public Buildings and Grounds 128,727.00	Buildings and Grounds 232,310.97	Transfers to Tax Title Liens or Foreclosed	
Other Public Works	Library and Education	Balance December 31, 1992	95,757.98
HEALTH and WELFARE	Conservation	TAX TITLE LIENS OUTSTANDING	
Health Services Except Environmental 16,607.00	All Other	Balance January 1, 1992	20,575.42
Welfare-Public Assistance 3,431.20		Transfer From Taxes	10,617.99
Hospital, Clinics, First Aid	CAPITAL DEBT AUTHORIZED, DECEMBER 31, 1992	Redeemed in 1992	
Animal, Insect, & Radent Control 250.00	ISSUED AND UNISSUED	Cancelled, Abated or Adjusted (1992)	
Other Welfare Services	School	Transfers to Foreclosed Property	
RECREATION and CONSERVATION	Self-Liquidating 594,475	Balance December 31, 1992	31,193.41
Beaches and Boardwalks	Other 6,527,296	PROPERTY ACQUIRED BY DEED OR FORECLOSURE	
Parks, Playgrounds, Shade Trees 180,329.00	Total 7,121,771	Balance January 1, 1992	7,700.00
Land Reclamation & Conservation 2,500.00		Transfers From Taxes or Liens	
Other Recreational Services 182,692.00	ISSUED AND OUTSTANDING	Sale for Cash (1992)	
EDUCATION (excluding schools)	School	Cancelled, Abated or Adjusted (1992)	
Libraries 127,554.00	Self-Liquidating 202,000.00	Balance December 31, 1992	7,700.00
Other Educational Services	Other 4,989,712.61	CURRENT FINANCES DECEMBER 31, 1992	
STATUTORY EXPENDITURES	Total 5,190,712.61	ASSETS	
Pensions & F. L. C. A. 102,602.41	EQUALIZED VALUATION BASIS	Cash Dec. 31, 1992	907,606.44
Employee Fringe Benefits 283,158.38	FOR NET DEBT COMPUTATION 775,645,797	Taxes Receivable	382,437.81
Other Statutory Expenditures	REAL PROPERTY VALUATIONS	Tax Title Liens	31,193.41
CETA And Other Public Employment Programs	Code Class # of Parcels % VALN	Foreclosed Property	7,700.00
MUNICIPAL FUNCTIONS TOTAL 3,633,417.81	1 Vacant Land 92 2.76	Emergencies & Other Deferred Charges	350,000.00
CAPITAL IMPROVEMENTS *MEMO* 82,500.00	2 Residential 1641 88.73	State and Federal Aid Receivable	
DEBT SERVICE	3 Farm	Other Receivables 24.23	
Principal Payments 434,804.64	4a Commercial 98 8.33	Total 1,678,961.89	
Interest Payments 330,937.91	4b Industrial	LIABILITIES, RESERVES, AND SURPLUS	
	4c Apartments 1 .13	Cash Liabilities 725,524.64	
	Total 1332	Reserves for Receivables 421,355.45	
DEFERRED CHARGES 15,601.30	Land Area 1.30 Sq. Miles	Surplus Dec. 31, 1992 532,081.80	
SCHOOL, COUNTY, SPECIAL DISTRICT TAXES 5,457,203.82	Net Valuation Taxable-Municipal 853,175,995	Total 1,678,961.89	
RESERVE FOR UNCOLLECTED TAXES 491,538.10	Net Valuation Taxable-County 768,248,943		
EXPENDITURES TOTAL 10,363,503.53	State Equalized Valuation 764,601,340		
	State Equalization Ratio 111.68		

*Includes County Health Service Taxes, County Vocational School Taxes, or County Open Space Tax. See Table 13.

1349

Population 1980 5,424
 Population 1990 5,341
 S & P Rating
 Moody Rating A

General Tax Rate Per \$100. 2.62
 State Equalized Tax Rate 1.66

SPRING LAKE HEIGHTS - MONMOUTH CO.

Form of Government:

Borough Council

Number of Members on Governing Body - 6

PER CAPITA:		PER CENT:	
Gross Debt	444.80	Gross Debt	.57
Net Debt	393.31	Net Debt	.51
Debt Service	55.97	Tax Levy Collected	96.31
Total Tax Levy	1,267.12	Tax Levy Cancelled, Abated or Adjusted	.35
Municipal Expenditures	599.10		

EXPENDITURES		REVENUES-REALIZED		1992 PROPERTY TAX	
GENERAL GOVERNMENT				STATE EQUALIZED TAX RATE	
Governing Body & Public Boards		1992 Property Taxes Collected	6,600,605.67	Local District School Taxes	.73 2,690,396.00
Municipal Clerk		1992 Payments in Lieu of Taxes		Regional & Consolidated School Tax	
Financial Administration	22,765.00	Delinquent Tax & Lien Collections	373,822.70	School Taxes in Municipal Budget	
Assessment of Taxes	17,467.25	Business Personalty Replacement Taxes	27,560.88	County Taxes	.44 * 1,763,525.19
Collection of Taxes	30,379.18	Taxes from Public Utilities	326,658.62	County Library Taxes	.02 67,833.54
Planning, Housing & Development	20,878.00	Other Miscellaneous Tax Revenues		Local Municipal Purpose Taxes	.47 1,892,574.21
Human Resources	7,145.00	State Aid Revenues	184,978.86	Veteran & Senior Citizen Taxes	
Elections	3,000.00	Federal Aid Revenues		Total Taxes for Rate Computation	1.66 6,661,418.94
General Administration (other)	486,855.10	State and Local Fiscal Assistance Act Utilized		Special District Taxes	139,649.00
JUDICIARY		Sale of Acquired Property		Bank Corp. Taxes	
Municipal Courts	111,635.12	Other Miscellaneous Revenues	608,565.56	Added and Omitted Taxes	13,735.35
PUBLIC SAFETY		Total	8,122,192.29	Total Taxes Levied - ABSTRACT	6,767,703.29
Fire Protection	15,544.75	Prior Years Surplus Appropriated	236,000.00	Total Taxes Billed	6,853,289.30
Police Protection	833,574.78	REVENUES TOTAL	8,358,192.29	1992 TAXES COLLECTED	6,600,605.67
Civil Defense & Disaster Control	3,170.00	Reserve For Uncollected Taxes	322,000.00	1992 Taxes Cancelled, Abated or Adjusted	24,254.10
Environmental Inspection & Control	28,105.00	CAPITAL OUTLAY	TOTAL	Transfer to Tax Title Liens or Foreclosed	10,699.82
Other Public Safety			200,508.22	Balance Outstanding Dec. 31, 1992	217,729.72
PUBLIC WORKS		Public Enterprises	9,274.51	PRIOR YEARS TAXES OUTSTANDING	
Streets and Drainage	202,784.79	Recreation-Culture		Balance January 1, 1992	217,585.13
Sewers and Sewage Processing		Public Works	171,927.42	Collected in 1992	213,820.23
Garbage and Trash Disposal	425,135.00	Buildings and Grounds	19,306.29	Cancelled, Abated or Adjusted 1992	
Public Buildings and Grounds	46,882.68	Library and Education		Transfers to Tax Title Liens or Foreclosed	
Other Public Works	31,664.00	Conservation		Balance December 31, 1992	3,764.90
HEALTH and WELFARE		All Other		TAX TITLE LIENS OUTSTANDING	
Health Services Except Environmental	24,413.00			Balance January 1, 1992	160,002.47
Welfare-Public Assistance	3,800.00	CAPITAL DEBT AUTHORIZED, DECEMBER 31, 1992		Transfer From Taxes	10,699.82
Hospital, Clinics, First Aid		ISSUED AND UNISSUED	GROSS DEBT	Redeemed in 1992	160,002.47
Animal, Insect, & Rodent Control	25.00	School		Cancelled, Abated or Adjusted (1992)	
Other Welfare Services		Self-Liquidating	275,000	Transfers to Foreclosed Property	
RECREATION and CONSERVATION		Other	2,100,661	Balance December 31, 1992	10,699.82
Beaches and Boardwalks		Total	2,375,661	PROPERTY ACQUIRED BY DEED OR FORECLOSURE	
Parks, Playgrounds, Shade Trees	17,088.58	ISSUED AND OUTSTANDING		Balance January 1, 1992	28,900.00
Land Reclamation & Conservation		School		Transfers From Taxes or Liens	
Other Recreational Services		Self-Liquidating	275,000.00	Sale for Cash (1992)	
EDUCATION (excluding schools)		Other	1,974,570.00	Cancelled, Abated or Adjusted (1992)	
Libraries		Total	2,249,570.00	Balance December 31, 1992	28,900.00
Other Educational Services		EQUALIZED VALUATION BASIS		CURRENT FINANCES DECEMBER 31, 1992	
STATUTORY EXPENDITURES		FOR NET DEBT COMPUTATION	414,835,372	ASSETS	
Pensions & F. L. C. A.	102,979.25	REAL PROPERTY VALUATIONS		Cash Dec. 31, 1992	1,577,181.29
Employee Fringe Benefits	79,130.00	<u>Code</u> <u>Class</u> <u># of Parcels</u> <u>% VAL'N</u>		Taxes Receivable	221,494.62
Other Statutory Expenditures	224.80	1 Vacant Land	76 1.05	Tax Title Liens	10,699.82
CETA And Other Public Employment Programs		2 Residential	2038 82.91	Foreclosed Property	28,900.00
MUNICIPAL FUNCTIONS TOTAL	2,514,647.28	3 Farm		Emergencies & Other Deferred Charges	104,187.51
CAPITAL IMPROVEMENTS *MEMO*		4a Commercial	79 11.09	State and Federal Aid Receivable	849.45
DEBT SERVICE		4b Industrial		Other Receivables	19,542.98
Principal Payments	208,930.00	4c Apartments	8 4.96	Total	1,962,855.67
Interest Payments	90,003.76	Total	2201	LIABILITIES, RESERVES, AND SURPLUS	
DEFERRED CHARGES	64,196.50	Land Area	1.30 Sq. Miles	Cash Liabilities	451,171.03
SCHOOL, COUNTY, SPECIAL DISTRICT TAXES	4,861,393.73	Net Valuation Taxable-Municipal		Reserves for Receivables	230,637.42
RESERVE FOR UNCOLLECTED TAXES	322,000.00	Net Valuation Taxable-County		Surplus Dec. 31, 1992	1,231,047.22
EXPENDITURES TOTAL	8,061,171.27	State Equalized Valuation		Total	1,962,855.67
		State Equalization Ratio			

*Includes County Health Service Taxes, County Vocational School Taxes, or County Open Space Tax. See Table 13.

0334

Population 1980 2,691
 Population 1990 3,028
 S & P Rating
 Moody Rating A

General Tax Rate Per \$100. 1.96
 State Equalized Tax Rate 1.83

SPRINGFIELD TWP. - BURLINGTON CO.
 Form of Government:
 Township Committee
 Number of Members on Governing Body - 3

PER CAPITA:
 Grass Debt 1,506.21
 Net Debt 430.96
 Debt Service 8.39
 Total Tax Levy 1,197.19
 Municipal Expenditures 562.63

PER CENT:
 Grass Debt 2.53
 Net Debt .72
 Tax Levy Collected 88.93
 Tax Levy Cancelled, Abated or Adjusted .65

EXPENDITURES		REVENUES-REALIZED		1992 PROPERTY TAX	
GENERAL GOVERNMENT		1992 Property Taxes Collected 3,224,063.00		STATE EQUALIZED TAX RATE 1.83	
Governing Body & Public Boards		1992 Payments in Lieu of Taxes		Local District School Taxes .58	1,123,385.00
Municipal Clerk		Delinquent Tax & Lien Collections	154,699.00	Regional & Consolidated School Tax .54	1,046,929.34
Financial Administration	34,098.00	Business Personalty Replacement Taxes	40,111.00	School Taxes in Municipal Budget	
Assessment of Taxes	22,002.00	Taxes from Public Utilities	331,598.00	County Taxes .52	1,009,489.80
Collection of Taxes	28,400.00	Other Miscellaneous Tax Revenues		County Library Taxes .03	62,720.14
Planning, Housing & Development	43,140.00	State Aid Revenues	211,123.00	Local Municipal Purpose Taxes .16	309,464.00
Human Resources	31,660.00	Federal Aid Revenues		Veteran & Senior Citizen Taxes	23,200.00
Elections		State and Local Fiscal Assistance Act Utilized		Total Taxes for Rate Computation 1.83	3,580,188.28
General Administration (other)	232,200.00	Sale of Acquired Property		Special District Taxes	
JUDICIARY		Other Miscellaneous Revenues	262,179.00	Bank Corp. Taxes	
Municipal Courts	62,244.00	Total	4,223,773.00	Added and Omitted Taxes	68,116.00
PUBLIC SAFETY		Prior Years Surplus Appropriated	571,466.00	Total Taxes Levied - ABSTRACT	3,625,104.28
Fire Protection	69,671.00	REVENUES TOTAL	6,795,239.00	Total Taxes Billed	3,625,539.00
Police Protection	114,377.00	Reserve For Uncollected Taxes	296,757.00	1992 TAXES COLLECTED	3,224,063.00
Civil Defense & Disaster Control	4,153.00	CAPITAL OUTLAY TOTAL	90,813.00	1992 Taxes Cancelled, Abated or Adjusted	23,570.00
Environmental Inspection & Control	51,114.00	Public Enterprises		Transfer to Tax Title Liens or Foreclosed	4,479.00
Other Public Safety		Recreation-Culture		Balance Outstanding Dec. 31, 1992	373,427.00
PUBLIC WORKS		Public Works	20,679.00	PRIOR YEARS TAXES OUTSTANDING	
Streets and Drainage	437,000.00	Buildings and Grounds	70,134.00	Balance January 1, 1992	153,393.00
Sewers and Sewage Processing	1,000.00	Library and Education		Collected in 1992	147,306.00
Garbage and Trash Disposal	122,000.00	Conservation		Cancelled, Abated or Adjusted 1992	1,073.00
Public Buildings and Grounds	28,000.00	All Other		Transfers to Tax Title Liens or Foreclosed	
Other Public Works		CAPITAL DEBT AUTHORIZED, DECEMBER 31, 1992		Balance December 31, 1992	5,014.00
HEALTH and WELFARE		ISSUED AND UNISSUED		TAX TITLE LIENS OUTSTANDING	
Health Services Except Environmental	1,752.00	School	3,255,864	Balance January 1, 1992	11,308.00
Welfare-Public Assistance	2,469.00	Self-Liquidating		Transfer From Taxes	4,479.00
Hospital, Clinics, First Aid		Other	1,304,939	Redeemed in 1992	7,143.00
Animal, Insect, & Rodent Control		Total	4,560,802	Cancelled, Abated or Adjusted (1992)	
Other Welfare Services		ISSUED AND OUTSTANDING		Transfers to Foreclosed Property	
RECREATION and CONSERVATION		School	755,864.53	Balance December 31, 1992	8,644.00
Beaches and Boardwalks		Self-Liquidating		PROPERTY ACQUIRED BY DEED OR FORECLOSURE	
Parks, Playgrounds, Shade Trees	18,950.00	Other	1,022,000.00	Balance January 1, 1992	32,915.00
Land Reclamation & Conservation		Total	1,777,864.53	Transfers From Taxes or Liens	
Other Recreational Services	501.00	EQUALIZED VALUATION BASIS FOR NET DEBT COMPUTATION		Sale for Cash (1992)	
EDUCATION (excluding schools)		REAL PROPERTY VALUATIONS		Cancelled, Abated or Adjusted (1992)	
Libraries		Code Class # of Parcels % VAL'N ASSESSED VALUATION		Balance December 31, 1992	32,915.00
Other Educational Services		1 Vacant Land 205 5.39 9,663,470.00		CURRENT FINANCES DECEMBER 31, 1992	
STATUTORY EXPENDITURES		2 Residential 806 66.07 118,509,000.00		ASSETS	
Pensions & F. L. C. A.	30,882.00	3 Farm 475 18.24 32,720,312.00		Cash Dec. 31, 1992	1,043,989.00
Employee Fringe Benefits	29,353.00	4a Commercial 73 10.12 13,154,300.00		Taxes Receivable	378,441.00
Other Statutory Expenditures	1,800.00	4b Industrial 1 .18 318,600.00		Tax Title Liens	8,644.00
CETA And Other Public Employment Programs		4c Apartments		Foreclosed Property	32,915.00
MUNICIPAL FUNCTIONS TOTAL	1,366,765.00	Total 1560 179,365,682.00		Emergencies & Other Deferred Charges	13,200.00
CAPITAL IMPROVEMENTS *ME 40*	4,020.00	Land Area 29.34 Sq. Miles		State and Federal Aid Receivable	1,874.00
DEBT SERVICE		Net Valuation Taxable-Municipal	181,223,775	Other Receivables	110,950.00
Principal Payments	14,941.00	Net Valuation Taxable-County	197,338,553	Total	1,590,013.00
Interest Payments	10,467.00	State Equalized Valuation	194,227,979	LIABILITIES, RESERVES, AND SURPLUS	
DEFERRED CHARGES	14,700.00	State Equalization Ratio	93.24	Cash Liabilities	383,489.00
SCHOOL, COUNTY, SPECIAL DISTRICT TAXES	3,247,524.28			Reserves for Receivables	530,950.00
RESERVE FOR UNCOLLECTED TAXES	296,757.00			Surplus Dec. 31, 1992	675,574.00
EXPENDITURES TOTAL	6,951,155.28			Total	1,590,013.00

2017

Population 1980 **13,955**
 Population 1990 **13,420**
 S & P Rating
 Moody Rating **AAA**

General Tax Rate Per \$100. **2.61**
 State Equalized Tax Rate **1.92**

SPRINGFIELD TWP. - UNION CO.

Form of Government:
Town Council

Number of Members on Governing Body - 5

PER CAPITA:
 Gross Debt **540.23**
 Net Debt **519.62**
 Debt Service **63.36**
 Total Tax Levy **2,066.76**
 Municipal Expenditures **973.42**

PER CENT:
 Gross Debt **.52**
 Net Debt **.50**
 Tax Levy Collected **96.39**
 Tax Levy Cancelled, Abated or Adjusted **.73**

EXPENDITURES		REVENUES-REALIZED		1992 PROPERTY TAX	
GENERAL GOVERNMENT				STATE EQUALIZED TAX RATE	
Governing Body & Public Boards		1992 Property Taxes Collected	26,763,495.58	Local District School Taxes	.59 8,345,258.00
Municipal Clerk		1992 Payments in Lieu of Taxes	93,385.02	Regional & Consolidated School Tax	.50 7,024,560.29
Financial Administration	118,294.78	Delinquent Tax & Lien Collections	570,635.04	School Taxes in Municipal Budget	
Assessment of Taxes	186,850.00	Business Personalty Replacement Taxes	450,545.88	County Taxes	.40 5,716,109.97
Collection of Taxes	100.00	Taxes from Public Utilities	1,184,849.00	County Library Taxes	
Planning, Housing & Development	52,500.00	Other Miscellaneous Tax Revenues		Local Municipal Purpose Taxes	.44 6,187,958.65
Human Resources	130,296.00	State Aid Revenues	613,186.59	Veteran & Senior Citizen Taxes	116,150.00
Elections		Federal Aid Revenues		Total Taxes for Rate Computation	1.93 27,390,036.90
General Administration (other)	921,361.00	State and Local Fiscal Assistance Act Utilized		Special District Taxes	
JUDICIARY		State and Local Fiscal Assistance Act Utilized		Bank Corp. Taxes	
Municipal Courts	133,900.00	Sale of Acquired Property		Added and Omitted Taxes	435,250.51
PUBLIC SAFETY		Other Miscellaneous Revenues	1,201,355.61	Total Taxes Levied - ABSTRACT	27,709,137.41
Fire Protection	1,307,644.00	Total	30,877,452.72	Total Taxes Billed	27,743,389.09
Police Protection	2,768,989.30	Prior Years Surplus Appropriated	4,100,000.00	1992 TAXES COLLECTED	26,763,495.58
Civil Defense & Disaster Control	42,215.00	REVENUES TOTAL	34,977,452.72	1992 Taxes Cancelled, Abated or Adjusted	201,603.71
Environmental Inspection & Control	118,095.00	Reserve For Uncollected Taxes	1,033,000.00	Transfer to Tax Title Liens or Foreclosed	6,376.23
Other Public Safety		CAPITAL OUTLAY TOTAL	1,083,210.41	Balance Outstanding Dec. 31, 1992	796,913.57
PUBLIC WORKS		Public Enterprises	703.25	PRIOR YEARS TAXES OUTSTANDING	
Streets and Drainage	598,725.00	Recreation-Culture		Balance January 1, 1992	577,482.22
Sewers and Sewage Processing	771,218.00	Public Works	839,484.16	Collected in 1992	550,966.61
Garbage and Trash Disposal	1,295,300.00	Buildings and Grounds	243,023.00	Cancelled, Abated or Adjusted 1992	
Public Buildings and Grounds	159,000.00	Library and Education		Transfers to Tax Title Liens or Foreclosed	1,885.65
Other Public Works	154,600.00	Conservation		Balance December 31, 1992	24,629.96
HEALTH and WELFARE		All Other		TAX TITLE LIENS OUTSTANDING	
Health Services Except Environmental	255,643.14			Balance January 1, 1992	65,273.64
Welfare-Public Assistance	11,750.00	CAPITAL DEBT AUTHORIZED, DECEMBER 31, 1992		Transfer From Taxes	9,473.66
Hospital, Clinics, First Aid		ISSUED AND UNISSUED		Redeemed in 1992	19,668.43
Animal, Insect, & Rodent Control	13,000.00	School	276,535	Cancelled, Abated or Adjusted (1992)	
Other Welfare Services		Self-Liquidating	285,000	Transfers to Foreclosed Property	
RECREATION and CONSERVATION		Other	6,688,345	Balance December 31, 1992	54,078.87
Beaches and Boardwalks		Total	7,249,880	PROPERTY ACQUIRED BY DEED OR FORECLOSURE	
Parks, Playgrounds, Shade Trees	167,000.00	ISSUED AND OUTSTANDING		Balance January 1, 1992	32,650.00
Land Reclamation & Conservation	18,536.08	School	276,535.47	Transfers From Taxes or Liens	
Other Recreational Services	33,500.00	Self-Liquidating	285,000.00	Sale for Cash (1992)	
EDUCATION (excluding schools)		Other	6,434,000.00	Cancelled, Abated or Adjusted (1992)	
Libraries	543,600.00	Total	6,995,535.47	Balance December 31, 1992	32,650.00
Other Educational Services		EQUALIZED VALUATION BASIS FOR NET DEBT COMPUTATION	1,406,438,185	CURRENT FINANCES DECEMBER 31, 1992	
STATUTORY EXPENDITURES		REAL PROPERTY VALUATIONS		ASSETS	
Pensions & F. L. C. A.	192,812.97	Code Class # of Parcels % VAL'N	ASSESSED VALUATION	Cash Dec. 31, 1992	7,263,393.97
Employee Fringe Benefits	1,094,970.00	1 Vacant Land 291 1.79	18,642,400.00	Taxes Receivable	821,543.53
Other Statutory Expenditures		2 Residential 4552 66.28	692,063,400.00	Tox Title Liens	54,078.87
CETA And Other Public Employment Programs		3 Farm 9 .04	476,400.00	Foreclosed Property	32,650.00
MUNICIPAL FUNCTIONS TOTAL	11,094,900.27	4a Commercial 239 21.11	220,434,300.00	Emergencies & Other Deferred Charges	43,800.00
CAPITAL IMPROVEMENTS *MEMO*	100,000.00	4b Industrial 71 6.62	69,083,800.00	State and Federal Aid Receivable	122,095.00
DEBT SERVICE		4c Apartments 13 4.16	43,450,000.00	Other Receivables	66,120.02
Principal Payments	475,000.00	Total	1,044,150,300.00	Total	8,403,681.39
Interest Payments	375,238.00	Land Area 5.20 Sq. Miles		LIABILITIES, RESERVES, AND SURPLUS	
DEFERRED CHARGES	85,100.00	Net Valuation Taxable-Municipal	1,046,518,689	Cash Liabilities	2,683,934.01
SCHOOL, COUNTY, SPECIAL DISTRICT TAXES	21,085,928.25	Net Valuation Taxable-County	1,348,615,359	Reserves for Receivables	974,392.42
RESERVE FOR UNCOLLECTED TAXES	1,033,000.00	State Equalized Valuation	1,418,165,406	Surplus Dec. 31, 1992	4,740,354.96
EXPENDITURES TOTAL	34,149,166.52	State Equalization Ratio	73.75	Total	8,403,681.39

1530
 Population 1980 10,385
 Population 1990 13,325
 S & P Rating BBB+
 Moody Rating

General Tax Rate Per \$100. 1.97
 State Equalized Tax Rate 1.86

STAFFORD TOWNSHIP - OCEAN COUNTY
 Form of Government:
 Small Municipality Plan A (OMCL 50)
 Number of Members on Governing Body - 3

PER CAPITA: Gross Debt 1,733.77 PER CENT: Gross Debt 1.75
 Net Debt 784.28 Net Debt .79
 Debt Service 79.32 Tax Levy Collected 94.33
 Total Tax Levy 1,795.66 Tax Levy Cancelled, Abated or Adjusted .23
 Municipal Expenditures 912.13

EXPENDITURES		REVENUES-REALIZED			1992 PROPERTY TAX	
GENERAL GOVERNMENT					STATE EQUALIZED TAX RATE	
Governing Body & Public Boards	144,550.00	1992 Property Taxes Collected			Local District School Taxes .65	8,152,387.00
Municipal Clerk		1992 Payments in Lieu of Taxes			Regional & Consolidated School Tax .27	3,430,576.93
Financial Administration	188,965.00	Delinquent Tax & Lien Collections			County Taxes .42 *	5,336,148.33
Assessment of Taxes	129,265.00	Business Personality Replacement Taxes			County Library Taxes .03	428,695.41
Collection of Taxes	174,295.00	Taxes from Public Utilities			Local Municipal Purpose Taxes .49	6,207,057.36
Planning, Housing & Development	133,178.00	Other Miscellaneous Tax Revenues			Veteran & Senior Citizen Taxes	217,600.00
Human Resources	121,064.70	State Aid Revenues			Total Taxes for Rate Computation 1.86	23,772,465.03
Elections		Federal Aid Revenues			Special District Taxes	
General Administration (other)	1,188,784.58	State and Local Fiscal Assistance Act Utilized			Bank Corp. Taxes	
JUDICIARY		Sale of Acquired Property			Added and Omitted Taxes	372,327.24
Municipal Courts	255,043.22	Other Miscellaneous Revenues			Total Taxes Levied - ABSTRACT	23,927,192.27
PUBLIC SAFETY		Total			Total Taxes Billed	23,931,616.20
Fire Protection	87,236.80	Prior Years Surplus Appropriated			1992 TAXES COLLECTED	22,573,663.89
Police Protection	2,747,732.32	REVENUES TOTAL			1992 Taxes Cancelled, Abated or Adjusted	55,851.18
Civil Defense & Disaster Control		Reserve For Uncollected Taxes			Transfer to Tax Title Liens or Foreclosed	108,846.87
Environmental Inspection & Control	83,047.00	CAPITAL OUTLAY TOTAL			Balance Outstanding Dec. 31, 1992	1,193,244.27
Other Public Safety		Public Enterprises			PRIOR YEARS TAXES OUTSTANDING	
PUBLIC WORKS		Recreation-Culture			Balance January 1, 1992	1,051,361.57
Streets and Drainage	368,954.19	Public Works			Collected in 1992	954,429.49
Sewers and Sewage Processing		Buildings and Grounds			Cancelled, Abated or Adjusted 1992	9,174.50
Garbage and Trash Disposal	609,200.00	Library and Education			Transfers to Tax Title Liens or Foreclosed	80,712.96
Public Buildings and Grounds	140,650.00	Conservation			Balance December 31, 1992	7,044.62
Other Public Works	1,332,951.74	All Other			TAX TITLE LIENS OUTSTANDING	
HEALTH and WELFARE		ISSUED AND UNISSUED			Balance January 1, 1992	255,006.29
Health Services Except Environmental	34,083.00	GROSS DEBT			Transfer From Taxes	196,170.49
Welfare-Public Assistance	20,015.00	NET DEBT			Redeemed in 1992	199,548.94
Hospital, Clinics, First Aid	500.00	School			Cancelled, Abated or Adjusted (1992)	380.86
Animal, Insect, & Rodent Control	112,413.50	Self-Liquidating			Transfers to Foreclosed Property	42,301.24
Other Welfare Services		Other			Balance December 31, 1992	208,945.72
RECREATION and CONSERVATION		Total			PROPERTY ACQUIRED BY DEED OR FORECLOSURE	
Beaches and Boardwalks		ISSUED AND OUTSTANDING			Balance January 1, 1992	2,867,805.96
Parks, Playgrounds, Shade Trees	162,265.00	School			Transfers From Taxes or Liens	42,934.04
Land Reclamation & Conservation	334,024.44	Self-Liquidating			Sale for Cash (1992)	227,450.00
Other Recreational Services	13,391.44	Other			Cancelled, Abated or Adjusted (1992)	30,250.00
EDUCATION (excluding schools)		Total			Balance December 31, 1992	2,653,040.00
Libraries		EQUALIZED VALUATION BASIS			CURRENT FINANCES DECEMBER 31, 1992	
Other Educational Services	1,075.00	FOR NET DEBT COMPUTATION			ASSETS	
STATUTORY EXPENDITURES		REAL PROPERTY VALUATIONS			Cash Dec. 31, 1992	3,297,296.98
Pensions & F. L. C. A.	379,757.00	Code	Class	# of Parcels	% VAL'N	ASSESSED VALUATION
Employee Fringe Benefits	791,508.76	1	Vacant Land	5994	9.90	117,217,800.00
Other Statutory Expenditures		2	Residential	8030	78.78	932,828,400.00
CETA And Other Public Employment Programs		3	Farm	29	.14	1,624,000.00
MUNICIPAL FUNCTIONS TOTAL	9,553,950.69	4a	Commercial	278	10.95	129,604,053.00
CAPITAL IMPROVEMENTS *ME#10*	25,000.00	4b	Industrial			
DEBT SERVICE		4c	Apartments	2	.23	2,750,300.00
Principal Payments	550,000.00	Total		14333		1,184,024,553.00
Interest Payments	505,944.31	Land Area 47.05 Sq. Miles				
DEFERRED CHARGES		Net Valuation Taxable-Municipal				1,194,034,126
SCHOOL, COUNTY, SPECIAL DISTRICT TAXES	17,347,807.67	Net Valuation Taxable-County				1,337,883,975
RESERVE FOR UNCOLLECTED TAXES	1,395,793.28	State Equalized Valuation				1,261,406,596
EXPENDITURES TOTAL	29,501,878.93	State Equalization Ratio				94.62
					LIABILITIES, RESERVES, AND SURPLUS	
					Cash Liabilities	1,477,766.93
					Reserves for Receivables	4,211,819.00
					Surplus Dec. 31, 1992	1,903,137.78
					Total	7,592,723.71

*Includes County Health Service Taxes, County Vocational School Taxes, or County Open Space Tax. See Table 13.

1919

Population 1980 3,638
 Population 1990 3,393
 S & P Rating
 Moody Rating AAA

General Tax Rate Per \$100. 2.90
 State Equalized Tax Rate 2.68

STANHOPE BOROUGH - SUSSEX COUNTY

Form of Government:
 Borough Council

Number of Members on Governing Body - 6

PER CAPITA: Gross Debt 1,056.24 PER CENT: Gross Debt 2.02
 Net Debt 730.84 Net Debt 1.40
 Debt Service 43.34 Tax Levy Collected 96.28
 Total Tax Levy 1,351.99 Tax Levy Cancelled, Abated or Adjusted .13
 Municipal Expenditures 623.32

EXPENDITURES		REVENUES-REALIZED		1992 PROPERTY TAX	
GENERAL GOVERNMENT		REVENUES-REALIZED		STATE EQUALIZED TAX RATE	
Governing Body & Public Boards		1992 Property Taxes Collected	4,622,694.97	Local District School Taxes	.99 1,695,218.17
Municipal Clerk		1992 Payments in Lieu of Taxes		Regional & Consolidated School Tax	.50 861,670.02
Financial Administration	45,018.00	Delinquent Tax & Lien Collections	194,749.22	School Taxes in Municipal Budget	
Assessment of Taxes	25,071.00	Business Personality Replacement Taxes	40,217.28	County Taxes	.41 * 695,958.55
Collection of Taxes	2,000.00	Taxes from Public Utilities	105,967.00	County Library Taxes	.03 57,566.10
Planning, Housing & Development	51,903.00	Other Miscellaneous Tax Revenues		Local Municipal Purpose Taxes	.74 1,252,582.00
Human Resources	4,000.00	State Aid Revenues	171,807.00	Veteran & Senior Citizen Taxes	22,150.00
Elections		Federal Aid Revenues		Total Taxes for Rate Computation	2.67 4,595,144.84
General Administration (other)	127,687.00	State and Local Fiscal Assistance Act Utilized		Special District Taxes	
JUDICIARY		Sale of Acquired Property		Bank Corp. Taxes	
Municipal Courts	105,276.00	Other Miscellaneous Revenues	164,792.20	Added and Omitted Taxes	14,323.13
PUBLIC SAFETY		Total	5,100,227.67	Total Taxes Levied - ABSTRACT	4,587,317.97
Fire Protection	36,314.00	Prior Years Surplus Appropriated	258,569.00	Total Taxes Billed	4,593,677.32
Police Protection	423,717.00	REVENUES TOTAL	5,358,796.67	1992 TAXES COLLECTED	4,622,694.97
Civil Defense & Disaster Central		Reserve For Uncollected Taxes	297,992.00	1992 Taxes Cancelled, Abated or Adjusted	5,897.46
Environmental Inspection & Control	20,008.00	CAPITAL OUTLAY TOTAL	207,589.44	Transfer to Tax Title Liens or Foreclosed	27,483.30
Other Public Safety		Public Enterprises	32,251.40	Balance Outstanding Dec. 31, 1992	137,601.59
PUBLIC WORKS		Recreation-Culture		PRIOR YEARS TAXES OUTSTANDING	
Streets and Drainage	35,000.00	Public Works	164,631.53	Balance January 1, 1992	192,735.60
Sewers and Sewage Processing	73,989.00	Buildings and Grounds	10,706.51	Collected in 1992	173,072.48
Garbage and Trash Disposal	256,109.00	Library and Education		Cancelled, Abated or Adjusted 1992	
Public Buildings and Grounds	44,835.00	Conservation		Transfers to Tax Title Liens or Foreclosed	15,983.35
Other Public Works	121,709.00	All Other		Balance December 31, 1992	3,679.27
HEALTH and WELFARE		CAPITAL DEBT AUTHORIZED, DECEMBER 31, 1992		TAX TITLE LIENS OUTSTANDING	
Health Services Except Environmental	31,563.00	ISSUED AND UNISSUED		Balance January 1, 1992	33,606.93
Welfare-Public Assistance	7,606.00	SCHOOL	241,229	Transfer From Taxes	45,293.02
Hospital, Clinics, First Aid		Self-Liquidating	2,306,318	Redeemed in 1992	21,676.74
Animal, Insect, & Rodent Control	5,067.00	Other	1,036,285	Cancelled, Abated or Adjusted (1992)	
Other Welfare Services		Total	3,583,832	Transfers to Foreclosed Property	
RECREATION and CONSERVATION		ISSUED AND OUTSTANDING		Balance December 31, 1992	57,213.21
Beaches and Boardwalks		SCHOOL	241,229.33	PROPERTY ACQUIRED BY DEED OR FORECLOSURE	
Parks, Playgrounds, Shade Trees	3,415.00	Self-Liquidating	1,855,318.17	Balance January 1, 1992	334,800.00
Land Reclamation & Conservation	2,615.00	Other	792,600.00	Transfers From Taxes or Liens	
Other Recreational Services	11,935.00	Total	2,889,147.50	Sale for Cash (1992)	
EDUCATION (excluding schools)		EQUALIZED VALUATION BASIS		Cancelled, Abated or Adjusted (1992)	
Libraries		FOR NET DEBT COMPUTATION	177,519,719	Balance December 31, 1992	334,800.00
Other Educational Services		REAL PROPERTY VALUATIONS		CURRENT FINANCES DECEMBER 31, 1992	
STATUTORY EXPENDITURES		Code Class # of Parcels % VAL'N	ASSESSED VALUATION	ASSETS	
Pensions & F. L. C. A.	66,276.00	1 Vacant Land 261 2.31	3,629,000.00	Cash Dec. 31, 1992	763,409.42
Employee Fringe Benefits	148,560.00	2 Residential 1264 86.99	136,664,500.00	Taxes Receivable	141,280.86
Other Statutory Expenditures	2,000.00	3 Farm		Tox Title Liens	57,213.21
CETA And Other Public Employment Programs		4a Commercial 46 6.20	9,747,400.00	Foreclosed Property	334,800.00
MUNICIPAL FUNCTIONS TOTAL	1,649,673.00	4b Industrial 5 3.56	5,594,300.00	Emergencies & Other Deferred Charges	122,000.00
CAPITAL IMPROVEMENTS *MEMO*	10,000.00	4c Apartments 6 .93	1,462,600.00	State and Federal Aid Receivable	1,700.69
DEBT SERVICE		Total 1582	157,097,800.00	Other Receivables	54,806.96
Principal Payments	90,000.00	Land Area 1.70 Sq. Miles		Total	1,475,211.14
Interest Payments	57,036.00	Net Valuation Taxable-Municipal	157,908,765	LIABILITIES, RESERVES, AND SURPLUS	
DEFERRED CHARGES	37,172.60	Net Valuation Taxable-County	180,633,110	Cash Liabilities	293,394.92
SCHOOL, COUNTY, SPECIAL DISTRICT TAXES	3,310,612.84	State Equalized Valuation	170,903,362	Reserves for Receivables	540,538.08
RESERVE FOR UNCOLLECTED TAXES	297,992.00	State Equalization Ratio	92.36	Surplus Dec. 31, 1992	641,278.14
EXPENDITURES TOTAL	5,642,236.44			Total	1,475,211.14

*Includes County Health Service Taxes, County Vocational School Taxes, or County Open Space Tax. See Table 13.

1920

Population 1980 3,887
 Population 1990 4,253
 S & P Rating
 Moody Rating

General Tax Rate Per \$100. 2.04
 State Equalized Tax Rate 1.92

STILLWATER TOWNSHIP - SUSSEX CO.
 Form of Government:
Township Committee
 Number of Members on Governing Body - 5

PER CAPITA:
 Gross Debt 411.81
 Net Debt 102.99
 Debt Service 13.85
 Total Tax Levy 1,126.67
 Municipal Expenditures 447.36

PER CENT:
 Gross Debt .69
 Net Debt .17
 Tax Levy Collected 92.78
 Tax Levy Cancelled, Abated or Adjusted .09

EXPENDITURES	REVENUES-REALIZED	1992 PROPERTY TAX		
GENERAL GOVERNMENT		STATE EQUALIZED TAX RATE		
Governing Body & Public Boards		Local District School Taxes	.60	1,487,072.22
Municipal Clerk		Regional & Consolidated School Tax	.53	1,295,773.07
Financial Administration	50,685.00	School Taxes in Municipal Budget		
Assessment of Taxes	47,439.00	County Taxes	.44 *	1,084,759.32
Collection of Taxes	32,201.00	County Library Taxes	.03	82,269.47
Planning, Housing & Development	33,020.00	Local Municipal Purpose Taxes	.32	776,059.02
Human Resources	50,201.42	Veteran & Senior Citizen Taxes		33,950.00
Elections		Total Taxes for Rate Computation	1.92	4,759,883.10
General Administration (other)	303,490.97	Special District Taxes		49,500.00
JUDICIARY		Bank Corp. Taxes		
Municipal Courts	51,375.00	Added and Omitted Taxes		16,291.44
PUBLIC SAFETY		Total Taxes Levied - ABSTRACT		4,791,724.54
Fire Protection	59,756.50	Total Taxes Billed		4,796,739.89
Police Protection	144,604.00	1992 TAXES COLLECTED		4,450,645.02
Civil Defense & Disaster Control	620.00	1992 Taxes Cancelled, Abated or Adjusted		4,276.79
Environmental Inspection & Control	51,464.00	Transfer to Tax Title Liens or Foreclosed		17,756.00
Other Public Safety		Balance Outstanding Dec. 31, 1992		324,062.00
PUBLIC WORKS		PRIOR YEARS TAXES OUTSTANDING		
Streets and Drainage	323,170.00	Balance January 1, 1992		356,013.75
Sewers and Sewage Processing		Collected in 1992		333,991.08
Garbage and Trash Disposal	45,050.00	Cancelled, Abated or Adjusted 1992		499.26
Public Buildings and Grounds	25,375.00	Transfers to Tax Title Liens or Foreclosed		10,310.09
Other Public Works		Balance December 31, 1992		11,213.32
HEALTH and WELFARE		TAX TITLE LIENS OUTSTANDING		
Health Services Except Environmental	4,791.00	Balance January 1, 1992		31,834.40
Welfare-Public Assistance	2,500.00	Transfer From Taxes		29,566.00
Hospital, Clinics, First Aid		Redeemed in 1992		5,544.22
Animal, Insect, & Rodent Control	109.00	Cancelled, Abated or Adjusted (1992)		
Other Welfare Services		Transfers to Foreclosed Property		
RECREATION and CONSERVATION		Balance December 31, 1992		55,856.18
Beaches and Boardwalks		PROPERTY ACQUIRED BY DEED OR FORECLOSURE		
Parks, Playgrounds, Shade Trees		Balance January 1, 1992		881,100.00
Land Reclamation & Conservation	18,969.00	Transfers From Taxes or Liens		
Other Recreational Services	11,644.00	Sale for Cash (1992)		4,540.00
EDUCATION (excluding schools)		Cancelled, Abated or Adjusted (1992)		6,160.00
Libraries		Balance December 31, 1992		870,400.00
Other Educational Services		CURRENT FINANCES DECEMBER 31, 1992		
STATUTORY EXPENDITURES		ASSETS		
Pensions & F. L. C. A.	36,000.00	Cash Dec. 31, 1992		804,057.23
Employee Fringe Benefits		Taxes Receivable		335,275.32
Other Statutory Expenditures	2,700.00	Tax Title Liens		55,856.19
CETA And Other Public Employment Programs		Foreclosed Property		870,400.00
MUNICIPAL FUNCTIONS TOTAL	1,292,164.89	Emergencies & Other Deferred Charges		18,000.00
CAPITAL IMPROVEMENTS *MEMO*	54,000.00	State and Federal Aid Receivable		28,037.95
DEBT SERVICE		Other Receivables		151,758.14
Principal Payments	55,000.00	Total		2,263,384.82
Interest Payments	2,912.00	LIABILITIES, RESERVES, AND SURPLUS		
DEFERRED CHARGES		Cash Liabilities		367,844.30
SCHOOL, COUNTY, SPECIAL DISTRICT TAXES	49,000.00	Reserves for Receivables		1,390,268.90
SCHOOL, COUNTY, SPECIAL DISTRICT TAXES	3,999,374.03	Surplus Dec. 31, 1992		505,271.62
RESERVE FOR UNCOLLECTED TAXES	502,555.90	Total		2,263,384.82
EXPENDITURES TOTAL	5,902,006.87			
		REVENUES-REALIZED		
		1992 Property Taxes Collected	6,450,645.02	
		1992 Payments in Lieu of Taxes	1,663.99	
		Delinquent Tax & Lien Collections	339,535.30	
		Business Personalty Replacement Taxes	21,577.96	
		Taxes from Public Utilities	197,115.00	
		Other Miscellaneous Tax Revenues		
		State Aid Revenues	177,726.25	
		Federal Aid Revenues		
		State and Local Fiscal Assistance Act Utilized		
		Sale of Acquired Property		
		Other Miscellaneous Revenues		
		Total	5,396,784.51	
		Prior Years Surplus Appropriated	360,000.00	
		REVENUES TOTAL	5,756,784.51	
		Reserve For Uncollected Taxes	502,555.90	
		CAPITAL OUTLAY TOTAL	146,743.01	
		Public Enterprises		
		Recreation—Culture		
		Public Works	136,236.07	
		Buildings and Grounds	10,506.94	
		Library and Education		
		Conservation		
		All Other		
		CAPITAL DEBT AUTHORIZED, DECEMBER 31, 1992		
		ISSUED AND UNISSUED		
		School	578,000	
		Self-Liquidating		
		Other	1,173,440	438,000
		Total	1,751,440	438,000
		ISSUED AND OUTSTANDING		
		School		578,000.00
		Self-Liquidating		
		Other		735,440.00
		Total		1,313,440.00
		EQUALIZED VALUATION BASIS FOR NET DEBT COMPUTATION		255,459,127
		REAL PROPERTY VALUATIONS		
		Code Class # of Parcels % VALN ASSESSED VALUATION		
		1 Vacant Land 676 5.66 13,072,700.00		
		2 Residential 1622 79.93 184,739,500.00		
		3 Farm 377 10.24 23,671,500.00		
		4a Commercial 47 4.17 9,630,400.00		
		4b Industrial		
		4c Apartments		
		Total 2722 231,114,100.00		
		Land Area 27.35 Sq. Miles		
		Net Valuation Taxable-Municipal 231,915,529		
		Net Valuation Taxable-County 254,147,750		
		State Equalized Valuation 246,275,778		
		State Equalization Ratio 94.15		

*Includes County Health Service Taxes, County Vocational School Taxes, or County Open Space Tax. See Table 13.

Population 1980 643
 Population 1990 629
 S & P Rating
 Moody Rating

General Tax Rate Per \$100. 1.93
 State Equalized Tax Rate 1.93

STOCKTON BOROUGH - HUNTERDON CO.

Form of Government:

Borough Council

Number of Members on Governing Body - 6

PER CAPITA:

Grass Debt 1,083.96
 Net Debt 106.12
 Debt Service 45.99
 Total Tax Levy 1,247.59
 Municipal Expenditures 483.83

PER CENT:

Grass Debt 1.76
 Net Debt .17
 Tax Levy Collected 93.51
 Tax Levy Cancelled, Abated or Adjusted .08

EXPENDITURES		REVENUES-REALIZED		1992 PROPERTY TAX	
GENERAL GOVERNMENT		REVENUES-REALIZED		STATE EQUALIZED TAX RATE	
Governing Body & Public Boards	5,355.00	1992 Property Taxes Collected	734,382.88	Local District School Taxes	.70 284,285.00
Municipal Clerk	5,160.00	1992 Payments in Lieu of Taxes	913.10	Regional & Consolidated School Tax	.54 220,990.26
Financial Administration	9,300.00	Delinquent Tax & Lien Collections	50,437.51	School Taxes in Municipal Budget	
Assessment of Taxes	3,350.00	Business Personality Replacement Taxes	5,690.00	County Taxes	.30 122,397.01
Collection of Taxes	6,060.00	Taxes from Public Utilities	32,928.00	County Library Taxes	.03 10,342.68
Planning, Housing & Development	6,180.00	Other Miscellaneous Tax Revenues		Local Municipal Purpose Taxes	.36 146,242.16
Human Resources		State Aid Revenues	20,021.00	Veteran & Senior Citizen Taxes	8,000.00
Elections	3,055.00	Federal Aid Revenues		Total Taxes for Rate Computation	1.93 792,247.11
General Administration (other)	25,885.00	State and Local Fiscal Assistance Act Utilized		Special District Taxes	
JUDICIARY		Sale of Acquired Property		Bank Corp. Taxes	
Municipal Courts	8,050.00	Other Miscellaneous Revenues	32,488.74	Added and Omitted Taxes	487.00
PUBLIC SAFETY		Total	876,861.23	Total Taxes Levied - ABSTRACT	784,734.11
Fire Protection	14,120.00	Prior Years Surplus Appropriated	50,000.00	Total Taxes Billed	785,328.26
Police Protection	3,890.00	REVENUES TOTAL	926,861.23	1992 TAXES COLLECTED	734,382.88
Civil Defense & Disaster Control	25.00	Reserve For Uncollected Taxes	59,943.16	1992 Taxes Cancelled, Abated or Adjusted	656.20
Environmental Inspection & Control	4,975.00	CAPITAL OUTLAY TOTAL		Transfer to Tax Title Liens or Foreclosed	
Other Public Safety		Public Enterprises		Balance Outstanding Dec. 31, 1992	50,289.18
PUBLIC WORKS		Recreation-Culture		PRIOR YEARS TAXES OUTSTANDING	
Streets and Drainage	23,000.00	Public Works		Balance January 1, 1992	50,466.38
Sewers and Sewage Processing		Buildings and Grounds		Collected in 1992	50,437.51
Garbage and Trash Disposal	69,440.00	Library and Education		Cancelled, Abated or Adjusted 1992	
Public Buildings and Grounds	6,145.00	Conservation		Transfers to Tax Title Liens or Foreclosed	
Other Public Works		All Other		Balance December 31, 1992	28.87
HEALTH and WELFARE		CAPITAL DEBT AUTHORIZED, DECEMBER 31, 1992		TAX TITLE LIENS OUTSTANDING	
Health Services Except Environmental	475.00	ISSUED AND UNISSUED		Balance January 1, 1992	
Welfare-Public Assistance	175.00	School	105,127	Transfer From Taxes	
Hospital, Clinics, First Aid		Self-Liquidating	513,075	Redeemed in 1992	
Animal, Insect, & Rodent Control	1,585.00	Other	66,750	Cancelled, Abated or Adjusted (1992)	
Other Welfare Services		Total	684,953	Transfers to Foreclosed Property	
RECREATION and CONSERVATION		ISSUED AND OUTSTANDING		Balance December 31, 1992	
Beaches and Boardwalks	25.00	School	105,127.85	PROPERTY ACQUIRED BY DEED OR FORECLOSURE	
Parks, Playgrounds, Shade Trees	4,735.00	Self-Liquidating	513,075.80	Balance January 1, 1992	
Land Reclamation & Conservation	4,500.00	Other	66,750.00	Transfers From Taxes or Liens	
Other Recreational Services		Total	684,953.65	Sale for Cash (1992)	
EDUCATION (excluding schools)		EQUALIZED VALUATION BASIS		Cancelled, Abated or Adjusted (1992)	
Libraries		FOR NET DEBT COMPUTATION	38,917,952	Balance December 31, 1992	
Other Educational Services		REAL PROPERTY VALUATIONS		CURRENT FINANCES DECEMBER 31, 1992	
STATUTORY EXPENDITURES		Code Class # of Parcels % VAL'N		ASSETS	
Pensions & F. L. C. A.	6,350.00	1 Vacant Land 20 2.54	1,029,400.00	Cash Dec. 31, 1992	115,950.84
Employee Fringe Benefits		2 Residential 200 78.87	31,943,700.00	Taxes Receivable	50,318.05
Other Statutory Expenditures	25.00	3 Farm 10 1.10	445,900.00	Tax Title Liens	
CETA And Other Public Employment Programs		4a Commercial 27 15.74	6,376,700.00	Foreclosed Property	
MUNICIPAL FUNCTIONS TOTAL	211,860.00	4b Industrial 1 .39	153,200.00	Emergencies & Other Deferred Charges	4,340.30
CAPITAL IMPROVEMENTS *MEMO*	5,000.00	4c Apartments 2 1.35	546,300.00	State and Federal Aid Receivable	
DEBT SERVICE		Total 260	40,500,200.00	Other Receivables	1,749.33
Principal Payments	22,250.00	Land Area .55 Sq. Miles		Total	172,358.52
Interest Payments	6,675.00	Net Valuation Taxable-Municipal	40,665,350	LIABILITIES, RESERVES, AND SURPLUS	
DEFERRED CHARGES	3,600.00	Net Valuation Taxable-County	39,269,085	Cash Liabilities	40,978.43
SCHOOL, COUNTY, SPECIAL DISTRICT TAXES	633,004.95	State Equalized Valuation	40,657,252	Reserves for Receivables	52,067.38
RESERVE FOR UNCOLLECTED TAXES	59,943.16	State Equalization Ratio	100.02	Surplus Dec. 31, 1992	79,312.71
EXPENDITURES TOTAL	942,333.11			Total	172,358.52

0510

Population 1980 1,187
 Population 1990 1,025
 S & P Rating
 Moody Rating A

General Tax Rate Per \$100. 1.08
 State Equalized Tax Rate .93

STONE HARBOR BORO. - CAPE MAY CO.
 Form of Government:
Borough Council
 Number of Members on Governing Body - 6

PER CAPITA:
 Grass Debt 7,161.60
 Net Debt 7,161.60
 Debt Service 1,148.63
 Total Tax Levy 9,154.74
 Municipal Expenditures 6,774.70

PER CENT:
 Grass Debt .74
 Net Debt .74
 Tax Levy Collected 96.56
 Tax Levy Cancelled, Abated or Adjusted .09

EXPENDITURES		REVENUES-REALIZED		1992 PROPERTY TAX	
GENERAL GOVERNMENT		REVENUES-REALIZED		STATE EQUALIZED TAX RATE .10	
Governing Body & Public Boards		1992 Property Taxes Collected	9,081,963.92	Local District Schaal Taxes	1,039,817.00
Municipal Clerk		1992 Payments in Lieu of Taxes		Regional & Consolidated Schaal Tax	
Financial Administration	17,247.80	Delinquent Tax & Lien Collections	307,204.69	Schaal Taxes in Municipal Budget	
Assessment of Taxes	26,487.00	Business Personalty Replacement Taxes	20,603.92	County Taxes	41 * 4,108,738.28
Collection of Taxes	38,380.00	Taxes from Public Utilities	227,765.00	County Library Taxes	.03 257,411.15
Planning, Hausing & Development	66,478.00	Other Miscellaneous Tax Revenues		Local Municipal Purpose Taxes	.39 3,948,430.37
Human Resources	58,773.00	State Aid Revenues	147,377.52	Veteran & Senior Citizen Taxes	18,350.00
Elections	1,500.00	Federal Aid Revenues		Total Taxes far Rate Computation	.93 9,372,746.80
General Administration (other)	887,862.99	State and Local Fiscal Assistance Act Utilized		Special District Taxes	
JUDICIARY		Sale of Acquired Property		Bank Corp. Taxes	
Municipal Courts	81,166.62	Other Miscellaneous Revenues	1,331,582.57	Added and Omitted Taxes	29,211.90
PUBLIC SAFETY		Total	11,116,497.62	Total Taxes Levied - ABSTRACT	9,383,608.70
Fire Protection	74,466.68	Prior Years Surplus Appropriated	1,018,000.00	Total Taxes Billed	9,406,000.57
Police Protection	1,131,957.47	REVENUES TOTAL	12,134,497.62	1992 TAXES COLLECTED	9,081,963.92
Civil Defense & Disaster Central	5,526.00	Reserve For Uncollected Taxes	447,421.52	1992 Taxes Cancelled, Abated or Adjusted	7,559.98
Environmental Inspection & Central	90,407.00	CAPITAL OUTLAY TOTAL	377,954.84	Transfer to Tax Title Liens or Fareclosed	
Other Public Safety		Public Enterprises	29,211.45	Balance Outstanding Dec. 31, 1992	316,476.67
PUBLIC WORKS		Recreation-Culture		PRIOR YEARS TAXES OUTSTANDING	
Streets and Drainage	238,650.00	Public Works	348,743.39	Balance January 1, 1992	377,389.92
Sewers and Sewage Processing	171,556.00	Buildings and Grounds		Collected in 1992	307,204.69
Garbage and Trash Disposal	537,984.00	Library and Education		Cancelled, Abated or Adjusted 1992	1,904.64
Public Buildings and Grounds	243,420.00	Conservation		Transfers to Tax Title Liens or Fareclosed	
Other Public Works	109,600.00	All Other		Balance December 31, 1992	68,280.59
HEALTH and WELFARE		CAPITAL DEBT AUTHORIZED, DECEMBER 31, 1992		TAX TITLE LIENS OUTSTANDING	
Health Services Except Environmental	1,400.00	ISSUED AND UNISSUED		Balance January 1, 1992	
Welfare-Public Assistance	950.00	Schaal		Transfer Fram Taxes	
Hospital, Clinics, First Aid		Self-Liquidating	743,000	Redeemed in 1992	
Animal, Insect, & Rodent Central	1,500.00	Other	6,597,642	Cancelled, Abated or Adjusted (1992)	
Other Welfare Services		Total	7,340,642	Transfers to Foreclosed Property	
RECREATION and CONSERVATION		ISSUED AND OUTSTANDING		Balance December 31, 1992	
Beaches and Boardwalks	340,850.00	School		PROPERTY ACQUIRED BY DEED OR FORECLOSURE	
Parks, Playgrounds, Shade Trees	72,175.00	Self-Liquidating	588,000.00	Balance January 1, 1992	121,521.00
Land Reclamation & Conservation		Other	6,550,000.00	Transfers from Taxes or Liens	
Other Recreational Services	13,250.00	Total	7,138,000.00	Sale for Cash (1992)	
EDUCATION (excluding schaal)		EQUALIZED VALUATION BASIS		Cancelled, Abated or Adjusted (1992)	
Libraries		FOR NET DEBT COMPUTATION	996,648,268	Balance December 31, 1992	121,521.00
Other Educational Services		REAL PROPERTY VALUATIONS		CURRENT FINANCES DECEMBER 31, 1992	
STATUTORY EXPENDITURES		Code Class # of Parcels % VAL N ASSESSED VALUATION		ASSETS	
Pensions & F. L. C. A.	446,006.00	1 Vacant Land 74 2.24	19,473,200.00	Cash Dec. 31, 1992	2,027,901.26
Employee Fringe Benefits	635,500.00	2 Residential 2793 88.64	768,934,700.00	Taxes Receivable	384,757.26
Other Statutory Expenditures	18,000.00	3 Farm		Tax Title Liens	
CETA And Other Public Employment Programs		4a Commercial 189 9.12	79,083,300.00	Fareclosed Property	121,521.00
MUNICIPAL FUNCTIONS TOTAL	5,309,093.56	4b Industrial		Emergencies & Other Deferred Charges	
CAPITAL IMPROVEMENTS *MEMO*		4c Apartments		State and Federal Aid Receivable	109,265.36
DEBT SERVICE		Total	3056	Other Receivables	533.99
Principal Payments	740,000.00	Land Area 1.24 Sq. Miles		Total	2,643,978.87
Interest Payments	437,350.00	Net Valuation Taxable-Municipal	868,165,618	LIABILITIES, RESERVES, AND SURPLUS	
DEFERRED CHARGES	10,200.00	Net Valuation Taxable-County	1,026,696,868	Cash Liabilities	998,649.11
SCHOOL, COUNTY, SPECIAL DISTRICT TAXES	5,405,966.43	State Equalized Valuation	1,013,152,476	Reserves far Receivables	506,812.25
RESERVE FOR UNCOLLECTED TAXES	447,421.52	State Equalization Ratio	85.68	Surplus Dec. 31, 1992	1,138,517.51
EXPENDITURES TOTAL	12,350,031.51			Total	2,643,978.87

0612
 Population 1980 1,365
 Population 1990 1,437
 S & P Rating
 Moody Rating

General Tax Rate Per \$100. 2.35
 State Equalized Tax Rate 1.98

STOW CREEK TWP. - CUMBERLAND CO.
 Form of Government:
 Township Committee
 Number of Members on Governing Body - 3

PER CAPITA:
 Gross Debt 256.99
 Net Debt
 Debt Service
 Total Tax Levy 714.00
 Municipal Expenditures 350.13
 PER CENT:
 Gross Debt .77
 Net Debt
 Tax Levy Collected 87.99
 Tax Levy Cancelled, Abated or Adjusted .04

EXPENDITURES		REVENUES-REALIZED		1992 PROPERTY TAX	
GENERAL GOVERNMENT				STATE EQUALIZED TAX RATE	
Governing Body & Public Boards		1992 Property Taxes Collected	903,860.00	Local District School Taxes	.67 340,868.00
Municipal Clerk		1992 Payments in Lieu of Taxes		Regional & Consolidated School Tax	.33 168,091.82
Financial Administration	15,900.00	Delinquent Tax & Lien Collections	117,742.00	School Taxes in Municipal Budget	
Assessment of Taxes	9,240.00	Business Personality Replacement Taxes	20,760.00	County Taxes	.98 * 502,032.24
Collection of Taxes	7,704.00	Taxes from Public Utilities	72,171.00	County Library Taxes	
Planning, Housing & Development	9,120.00	Other Miscellaneous Tax Revenues		Local Municipal Purpose Taxes	
Human Resources	6,219.00	State Aid Revenues	58,627.00	Veteran & Senior Citizen Taxes	15,250.00
Elections		Federal Aid Revenues		Total Taxes for Rote Computation	1.98 1,026,242.06
General Administration (other)	73,100.00	State and Local Fiscal Assistance Act Utilized		Bank Corp. Taxes	
JUDICIARY		Sale of Acquired Property		Added and Omitted Taxes	15,026.00
Municipal Courts	9,013.00	Other Miscellaneous Revenues	58,429.00	Total Taxes Levied - ABSTRACT	1,026,018.06
PUBLIC SAFETY		Total	1,231,588.00	Total Taxes Billed	1,027,396.00
Fire Protection	28,692.00	Prior Years Surplus Appropriated	276,208.00	1992 TAXES COLLECTED	903,860.00
Police Protection	6,000.00	REVENUES TOTAL	1,507,796.00	1992 Taxes Cancelled, Abated or Adjusted	360.00
Civil Defense & Disaster Control	6,400.00	Reserve For Uncollected Taxes	150,000.00	Transfer to Tax Title Liens or Foreclosed	1,121.00
Environmental Inspection & Control	9,080.00	CAPITAL OUTLAY	TOTAL	Balance Outstanding Dec. 31, 1992	122,055.00
Other Public Safety		Public Enterprises		PRIOR YEARS TAXES OUTSTANDING	
PUBLIC WORKS		Recreation-Culture		Balance January 1, 1992	116,083.00
Streets and Drainage	19,700.00	Public Works	11,000.00	Collected in 1992	113,008.00
Sewers and Sewage Processing		Buildings and Grounds		Cancelled, Abated or Adjusted 1992	1,230.00
Garbage and Trash Disposal	110,623.00	Library and Education		Transfers to Tax Title Liens or Foreclosed	1,222.00
Public Buildings and Grounds	25,830.00	Conservation		Balance December 31, 1992	623.00
Other Public Works		All Other		TAX TITLE LIENS OUTSTANDING	
HEALTH and WELFARE		CAPITAL DEBT AUTHORIZED, DECEMBER 31, 1992		Balance January 1, 1992	4,693.00
Health Services Except Environmental	240.00	ISSUED AND UNISSUED		Transfer From Taxes	2,535.00
Welfare-Public Assistance	3,460.00	School	369,290	Redeemed in 1992	4,734.00
Hospital, Clinics, First Aid	200.00	Self-Liquidating		Cancelled, Abated or Adjusted (1992)	
Animal, Insect, & Rodent Control	3,060.00	Other		Transfers to Foreclosed Property	
Other Welfare Services		Total	369,290	Balance December 31, 1992	2,494.00
RECREATION and CONSERVATION		ISSUED AND OUTSTANDING		PROPERTY ACQUIRED BY DEED OR FORECLOSURE	
Beaches and Boardwalks		School	369,290.00	Balance January 1, 1992	
Parks, Playgrounds, Shade Trees		Self-Liquidating		Transfers From Taxes or Liens	
Land Reclamation & Conservation		Other		Sale for Cash (1992)	
Other Recreational Services		Total	369,290.00	Cancelled, Abated or Adjusted (1992)	
EDUCATION (excluding schools)		EQUALIZED VALUATION BASIS		Balance December 31, 1992	
Libraries		FOR NET DEBT COMPUTATION	47,824,445	CURRENT FINANCES DECEMBER 31, 1992	
Other Educational Services		REAL PROPERTY VALUATIONS		ASSETS	
STATUTORY EXPENDITURES		Code Class # of Parcels % VAL'N		Cash Dec. 31, 1992	897,518.00
Pensions & F. L. C. A.	10,000.00	1 Vacant Land 60 .96	408,100.00	Taxes Receivable	122,678.00
Employee Fringe Benefits		2 Residential 338 58.37	24,769,700.00	Tax Title Liens	2,494.00
Other Statutory Expenditures	500.00	3 Farm 431 35.90	15,191,800.00	Foreclosed Property	
CETA And Other Public Employment Programs		4a Commercial 14 6.87	2,068,100.00	Emergencies & Other Deferred Charges	2,700.00
MUNICIPAL FUNCTIONS		4b Industrial		State and Federal Aid Receivable	3,777.00
CAPITAL IMPROVEMENTS		4c Apartments		Other Receivables	2,770.00
DEBT SERVICE		Total 893	42,437,700.00	Total	1,031,937.00
Principal Payments		Land Area 18.90 Sq. Miles		LIABILITIES, RESERVES, AND SURPLUS	
Interest Payments		Net Valuation Taxable-Municipal	43,079,559	Cash Liabilities	427,901.00
DEFERRED CHARGES		Net Valuation Taxable-County	50,731,321	Reserves for Receivables	127,942.00
SCHOOL, COUNTY, SPECIAL DISTRICT TAXES	1,010,992.00	State Equalized Valuation	50,887,774	Surplus Dec. 31, 1992	476,094.00
RESERVE FOR UNCOLLECTED TAXES	150,000.00	State Equalization Ratio	84.46	Total	1,031,937.00
EXPENDITURES	TOTAL				
	1,514,123.06				

*Includes County Health Service Taxes, County Vocational School Taxes, or County Open Space Tax. See Table 13.

0432

Population 1980 8,005
 Population 1990 7,614
 S & P Rating
 Moody Rating 8AA1

General Tax Rate Per \$100. 2.57
 State Equalized Tax Rate 2.71

STRATFORD BOROUGH - CAMDEN COUNTY

Form of Government:

Borough Council

Number of Members on Governing Body - 6

PER CAPITA:

Gross Debt 640.67
 Net Debt 314.42
 Debt Service 29.87
 Total Tax Levy 1,002.26
 Municipal Expenditures 347.12

PER CENT:

Gross Debt 1.72
 Net Debt .84
 Tax Levy Collected 97.10
 Tax Levy Cancelled, Abated or Adjusted .17

EXPENDITURES		REVENUES-REALIZED		1992 PROPERTY TAX	
GENERAL GOVERNMENT		REVENUES-REALIZED		STATE EQUALIZED TAX RATE	
Governing Body & Public Boards		1992 Property Taxes Collected	7,410,027.25	Local District School Taxes	.97
Municipal Clerk		1992 Payments in Lieu of Taxes		Regional & Consolidated School Tax	.49
Financial Administration	32,254.52	Delinquent Tax & Lien Collections	183,114.73	School Taxes in Municipal Budget	
Assessment of Taxes	9,394.67	Business Personalty Replacement Taxes	59,597.72	County Taxes	.82
Collection of Taxes	14,443.00	Taxes from Public Utilities	483,182.66	County Library Taxes	
Planning, Housing & Development	7,640.38	Other Miscellaneous Tax Revenues		Local Municipal Purpose Taxes	.42
Human Resources	62,529.99	State Aid Revenues	425,120.58	Veteran & Senior Citizen Taxes	
Elections	6,578.96	Federal Aid Revenues		Total Taxes for Rate Computation	2.70
General Administration (other)	250,899.87	State and Local Fiscal Assistance Act Utilized		Special District Taxes	
JUDICIARY		Sale of Acquired Property		Bank Corp. Taxes	
Municipal Courts	44,888.53	Other Miscellaneous Revenues	379,458.32	Added and Omitted Taxes	7,974.90
PUBLIC SAFETY		Total	8,940,501.26	Total Taxes Levied - ABSTRACT	7,631,230.46
Fire Protection	85,182.64	Prior Years Surplus Appropriated	145,000.00	Total Taxes Billed	7,631,230.46
Police Protection	476,456.38	REVENUES TOTAL	9,085,501.26	1992 TAXES COLLECTED	7,410,027.25
Civil Defense & Disaster Control	444.00	Reserve For Uncollected Taxes	358,531.05	1992 Taxes Cancelled, Abated or Adjusted	13,352.26
Environmental Inspection & Control		CAPITAL OUTLAY TOTAL		Transfer to Tax Title Liens or Foreclosed	21,446.62
Other Public Safety		Public Enterprises	82,423.92	Balance Outstanding Dec. 31, 1992	186,404.33
PUBLIC WORKS		Recreation-Culture		PRIOR YEARS TAXES OUTSTANDING	
Streets and Drainage	207,294.27	Public Works	58,286.24	Balance January 1, 1992	223,893.05
Sewers and Sewage Processing		Buildings and Grounds	24,137.68	Collected in 1992	178,138.63
Garbage and Trash Disposal	423,272.06	Library and Education		Cancelled, Abated or Adjusted 1992	
Public Buildings and Grounds	24,804.98	Conservation		Transfers to Tax Title Liens or Foreclosed	14,221.80
Other Public Works	22,050.00	All Other		Balance December 31, 1992	31,532.62
HEALTH and WELFARE		CAPITAL DEBT AUTHORIZED, DECEMBER 31, 1992			
Health Services Except Environmental	4,481.24	ISSUED AND UNISSUED	GROSS DEBT	NET DEBT	
Welfare-Public Assistance	2,383.93	School	3,848,055	1,364,000	
Hospital, Clinics, First Aid		Self-Liquidating			
Animal, Insect, & Rodent Control	10.00	Other	1,030,000	1,030,000	
Other Welfare Services		Total	4,878,055	2,394,000	
RECREATION and CONSERVATION		ISSUED AND OUTSTANDING			
Beaches and Boardwalks		School		3,484,055.06	
Parks, Playgrounds, Shade Trees	29,308.27	Self-Liquidating			
Land Reclamation & Conservation	12,426.13	Other		1,030,000.00	
Other Recreational Services	5,320.31	Total		4,514,055.06	
EDUCATION (excluding schools)		EQUALIZED VALUATION BASIS FOR NET DEBT COMPUTATION			
Libraries	89,895.00	REAL PROPERTY VALUATIONS		ASSESSED VALUATION	
Other Educational Services		Code	Class	# of Parcels	% VAL'N
STATUTORY EXPENDITURES		1	Vacant Land	55	.51
Pensions & F. L. C. A.	68,949.82	2	Residential	2092	74.21
Employee Fringe Benefits	157,595.62	3	Farm		
Other Statutory Expenditures	3,500.00	4a	Commercial	119	20.48
CETA And Other Public Employment Programs		4b	Industrial		
MUNICIPAL FUNCTIONS TOTAL		4c	Apartments	11	4.70
CAPITAL IMPROVEMENTS *MEMO*		Total		2277	
DEBT SERVICE		Land Area	1.59	Sq. Miles	
Principal Payments	150,000.00	Net Valuation Taxable-Municipal		297,302,404	
Interest Payments	77,450.00	Net Valuation Taxable-County		298,492,810	
DEFERRED CHARGES		State Equalized Valuation		282,380,915	
SCHOOL, COUNTY, SPECIAL DISTRICT TAXES	6,435,255.56	State Equalization Ratio		105.32	
RESERVE FOR UNCOLLECTED TAXES	358,531.05	CURRENT FINANCES DECEMBER 31, 1992			
EXPENDITURES TOTAL		ASSETS			
		Cash Dec. 31, 1992			
		Taxes Receivable			
		Tax Title Liens			
		Foreclosed Property			
		Emergencies & Other Deferred Charges			
		State and Federal Aid Receivable			
		Other Receivables			
		Total			
		LIABILITIES, RESERVES, AND SURPLUS			
		Cash Liabilities			
		Reserves for Receivables			
		Surplus Dec. 31, 1992			
		Total			

Population 1980 21,071
 Population 1990 19,757
 S & P Rating AAA
 Moody Rating AAA

General Tax Rate Per \$100. 3.65
 State Equalized Tax Rate 1.57

SUMMIT CITY - UNION COUNTY
 Form of Government:
City Charter Act (P.L. 1899 c. 52)
 Number of Members on Governing Body - 7

PER CAPITA: PER CENT:
 Gross Debt 1,469.47 Gross Debt 1.10
 Net Debt 1,208.88 Net Debt .90
 Debt Service 112.19 Tax Levy Collected 98.66
 Total Tax Levy 2,134.06 Tax Levy Cancelled, Abated
 Municipal Expenditures 1,147.66 or Adjusted .06

EXPENDITURES		REVENUES-REALIZED		1992 PROPERTY TAX	
GENERAL GOVERNMENT				STATE EQUALIZED TAX RATE	
Governing Body & Public Boards		1992 Property Taxes Collected	41,670,491.29	Local District School Taxes	.72 19,436,575.00
Municipal Clerk	298,002.00	1992 Payments in Lieu of Taxes		Regional & Consolidated School Tax	
Financial Administration	180,266.00	Delinquent Tax & Lien Collections	547,368.65	School Taxes in Municipal Budget	.03 851,766.50
Assessment of Taxes	449,078.00	Business Personalty Replacement Taxes	429,229.96	County Taxes	.41 10,863,284.33
Collection of Taxes	100,117.00	Taxes from Public Utilities	2,855,120.00	County Library Taxes	
Planning, Housing & Development	29,243.00	Other Miscellaneous Tax Revenues		Local Municipal Purpose Taxes	.41 10,942,947.61
Human Resources	122,901.00	State Aid Revenues	768,391.23	Veteran & Senior Citizen Taxes	
Elections		Federal Aid Revenues		Total Taxes for Rate Computation	1.57 42,202,473.44
General Administration (other)	2,255,898.00	State and Local Fiscal Assistance Act Utilized		Special District Taxes	
JUDICIARY		State of Acquired Property		Bank Corp. Taxes	
Municipal Courts	207,232.37	Other Miscellaneous Revenues	2,884,679.99	Added and Omitted Taxes	
PUBLIC SAFETY		Total	49,155,281.12	Total Taxes Levied - ABSTRACT	67,752.32
Fire Protection	2,015,911.00	Prior Years Surplus Appropriated	4,700,000.00	Total Taxes Billed	42,162,325.76
Police Protection	3,045,625.00	REVENUES TOTAL	53,855,281.12	1992 TAXES COLLECTED	41,670,491.29
Civil Defense & Disaster Control	14,714.00	Reserve For Uncollected Taxes	3,301,578.90	1992 Taxes Cancelled, Abated or Adjusted	26,491.89
Environmental Inspection & Control	300,416.00	CAPITAL OUTLAY TOTAL	3,722,556.75	Transfer to Tax Title Liens or Foreclosed	22,115.35
Other Public Safety		Public Enterprises	371,336.45	Balance Outstanding Dec. 31, 1992	518,384.17
PUBLIC WORKS		Recreation-Culture	35,304.99	PRIOR YEARS TAXES OUTSTANDING	
Streets and Drainage	716,958.00	Public Works	579,754.50	Balance January 1, 1992	547,707.96
Sewers and Sewage Processing	1,807,082.00	Buildings and Grounds	2,736,160.81	Collected in 1992	505,181.23
Garbage and Trash Disposal	510,620.00	Library and Education		Cancelled, Abated or Adjusted 1992	
Public Buildings and Grounds	398,372.00	Conservation		Transfers to Tax Title Liens or Foreclosed	23,752.78
Other Public Works	173,857.00	All Other		Balance December 31, 1992	18,773.95
HEALTH and WELFARE		CAPITAL DEBT AUTHORIZED, DECEMBER 31, 1992		TAX TITLE LIENS OUTSTANDING	
Health Services Except Environmental	310,205.00	ISSUED AND UNISSUED		Balance January 1, 1992	76,487.15
Welfare-Public Assistance	19,000.00	School	4,001,600	Transfer From Taxes	46,103.56
Hospital, Clinics, First Aid		Self-Liquidating	1,214,687	Redeemed in 1992	42,187.42
Animal, Insect, & Rodent Control	21,350.00	Other	23,796,297	Cancelled, Abated or Adjusted (1992)	16,654.57
Other Welfare Services		Total	29,012,584	Transfers to Foreclosed Property	
RECREATION and CONSERVATION		ISSUED AND OUTSTANDING		Balance December 31, 1992	63,748.72
Beaches and Boardwalks		School	3,664,000.00	PROPERTY ACQUIRED BY DEED OR FORECLOSURE	
Parks, Playgrounds, Shade Trees	298,596.00	Self-Liquidating	985,000.00	Balance January 1, 1992	4,900.00
Land Reclamation & Conservation	30,528.61	Other	18,476,000.00	Transfers From Taxes or Liens	
Other Recreational Services	657,559.00	Total	23,126,000.00	Sale for Cash (1992)	
EDUCATION (excluding schools)		EQUALIZED VALUATION BASIS FOR NET DEBT COMPUTATION	2,642,418,485	Cancelled, Abated or Adjusted (1992)	
Libraries	920,768.00	REAL PROPERTY VALUATIONS		Balance December 31, 1992	4,800.00
Other Educational Services	3,314.37	Code Class # of Parcels % VAL'N	ASSESSED VALUATION	CURRENT FINANCES DECEMBER 31, 1992	
STATUTORY EXPENDITURES		1 Vacant Land 165 .57	6,561,200.00	ASSETS	
Pensions & F. L. C. A.	1,128,688.24	2 Residential 5954 77.36	889,848,600.00	Cash Dec. 31, 1992	8,335,339.27
Employee Fringe Benefits	1,047,409.00	3 Farm		Taxes Receivable	537,158.12
Other Statutory Expenditures		4a Commercial 302 10.65	122,490,700.00	Tax Title Liens	63,748.72
CETA And Other Public Employment Programs		4b Industrial 15 8.42	96,857,700.00	Foreclosed Property	4,800.00
MUNICIPAL FUNCTIONS TOTAL	17,062,710.59	4c Apartments 44 3.00	34,434,100.00	Emergencies & Other Deferred Charges	276,000.00
CAPITAL IMPROVEMENTS *MEMO*	400,000.00	Total	6480	State and Federal Aid Receivable	
DEBT SERVICE		Land Area 6.00 Sq. Miles		Other Receivables	33,272.74
Principal Payments	1,290,000.00	Net Valuation Taxable-Municipal	1,155,335,079	Total	9,250,318.85
Interest Payments	926,584.50	Net Valuation Taxable-County	2,560,701,943	LIABILITIES, RESERVES, AND SURPLUS	
TYPE I SCHL DEBT *MEMO	771,766.50	State Equalized Valuation	2,675,399,514	Cash Liabilities	2,638,134.15
DEFERRED CHARGES		State Equalization Ratio	63.08	Reserves for Receivables	638,979.58
SCHOOL, COUNTY, SPECIAL DISTRICT TAXES	31,151,625.93			Surplus Dec. 31, 1992	5,973,205.12
RESERVE FOR UNCOLLECTED TAXES	3,301,578.90			Total	9,250,318.85
EXPENDITURES TOTAL	53,825,499.92				

1531
 Population 1980 1,571
 Population 1990 1,375
 S & P Rating
 Moody Rating AAA

General Tax Rate Per \$100. 1.12
 State Equalized Tax Rate 1.09

SURF CITY BOROUGH - OCEAN COUNTY

Form of Government:
Borough Council

Number of Members on Governing Body - 6

PER CAPITA: PER CENT:
 Gross Debt 2,681.77 Gross Debt .76
 Net Debt 1,133.83 Net Debt .33
 Debt Service 32.73 Tax Levy Collected 94.46
 Total Tax Levy 3,746.99 Tax Levy Cancelled, Abated
 Municipal Expenditures 2,170.18 or Adjusted .89

EXPENDITURES	REVENUES-REALIZED	1992 PROPERTY TAX
GENERAL GOVERNMENT		STATE EQUALIZED TAX RATE 1.09
Governing Body & Public Boards	1992 Property Taxes Collected 4,866,823.66	Local District School Taxes
Municipal Clerk	1992 Payments in Lieu of Taxes 346,708.98	Regional & Consolidated School Tax .22 1,056,555.96
Financial Administration 21,980.00	Delinquent Tax & Lien Collections 346,708.98	School Taxes in Municipal Budget .10 458,398.05
Assessment of Taxes 18,630.00	Business Personalty Replacement Taxes 10,951.68	County Taxes .41 1,913,170.42
Collection of Taxes 68,750.00	Taxes from Public Utilities 156,384.00	County Library Taxes .03 158,411.22
Planning, Housing & Development 13,800.00	Other Miscellaneous Tax Revenues 41,103.00	Local Municipal Purpose Taxes .33 1,546,000.00
Human Resources 38,218.00	State Aid Revenues	Veteran & Senior Citizen Taxes 31,000.00
Elections	Federal Aid Revenues	Total Taxes for Rate Computation 1.09 5,163,535.63
General Administration (other) 229,540.00	State and Local Fiscal Assistance Act Utilized	Special District Taxes
JUDICIARY	Sale of Acquired Property	Bank Corp. Taxes
Municipal Courts 34,000.10	Other Miscellaneous Revenues 463,749.55	Added and Omitted Taxes 19,575.65
PUBLIC SAFETY	Total 5,885,720.87	Total Taxes Levied - ABSTRACT 5,152,111.28
Fire Protection 25,868.90	Prior Years Surplus Appropriated 750,000.00	Total Taxes Billed 5,152,111.28
Police Protection 560,400.00	REVENUES TOTAL 6,635,720.87	1992 TAXES COLLECTED 4,866,823.66
Civil Defense & Disaster Control 5,000.00	Reserve For Uncollected Taxes 421,693.00	1992 Taxes Cancelled, Abated or Adjusted 45,605.48
Environmental Inspection & Control 13,000.00	CAPITAL OUTLAY TOTAL 124,335.49	Transfer to Tax Title Liens or Foreclosed
Other Public Safety	Public Enterprises 58,370.68	Balance Outstanding Dec. 31, 1992 239,682.14
PUBLIC WORKS	Recreation-Culture 2,363.52	PRIOR YEARS TAXES OUTSTANDING
Streets and Drainage 170,800.00	Public Works 31,413.73	Balance January 1, 1992 351,346.81
Sewers and Sewage Processing 82,300.00	Buildings and Grounds 31,682.56	Collected in 1992 346,708.98
Garbage and Trash Disposal 331,700.00	Library and Education	Cancelled, Abated or Adjusted 1992 4,637.83
Public Buildings and Grounds 57,800.00	Conservation	Transfers to Tax Title Liens or Foreclosed
Other Public Works 53,000.00	All Other	Balance December 31, 1992
HEALTH and WELFARE		TAX TITLE LIENS OUTSTANDING
Health Services Except Environmental 28,000.00		Balance January 1, 1992 50.15
Welfare-Public Assistance 3,950.00		Transfer From Taxes
Hospital, Clinics, First Aid 100.00		Redeemed in 1992
Animal, Insect, & Rodent Control 6,000.00		Cancelled, Abated or Adjusted (1992)
Other Welfare Services		Transfers to Foreclosed Property
RECREATION and CONSERVATION		Balance December 31, 1992 50.15
Beaches and Boardwalks 264,100.00		PROPERTY ACQUIRED BY DEED OR FORECLOSURE
Parks, Playgrounds, Shade Trees 23,000.00		Balance January 1, 1992 4,725.00
Land Reclamation & Conservation		Transfers From Taxes or Liens
Other Recreational Services 20,300.00		Sale for Cash (1992)
EDUCATION (excluding schools)		Cancelled, Abated or Adjusted (1992)
Libraries 100.00		Balance December 31, 1992 4,725.00
Other Educational Services		CURRENT FINANCES DECEMBER 31, 1992
STATUTORY EXPENDITURES		ASSETS
Pensions & F. L. C. A. 151,000.00		Cash Dec. 31, 1992 1,500,777.62
Employee Fringe Benefits 250,000.00		Taxes Receivable 239,682.14
Other Statutory Expenditures 7,000.00		Tax Title Liens 50.15
CETA And Other Public Employment Programs		Foreclosed Property 4,725.00
MUNICIPAL FUNCTIONS TOTAL 2,478,307.00		Emergencies & Other Deferred Charges 23,000.00
CAPITAL IMPROVEMENTS *MEMO*		State and Federal Aid Receivable
DEBT SERVICE		Other Receivables 353,116.48
Principal Payments 45,000.00		Total 2,121,351.39
Interest Payments		LIABILITIES, RESERVES, AND SURPLUS
DEFERRED CHARGES 39,000.00		Cash Liabilities 590,558.45
SCHOOL, COUNTY, SPECIAL DISTRICT TAXES 3,586,535.63		Reserves for Receivables 597,573.67
RESERVE FOR UNCOLLECTED TAXES 421,693.00		Surplus Dec. 31, 1992 943,219.27
EXPENDITURES TOTAL 6,570,535.63		Total 2,121,351.39
	EQUALIZED VALUATION BASIS FOR NET DEBT COMPUTATION 487,566,677	
	REAL PROPERTY VALUATIONS	
	Code Class # of Parcels % VAL'N ASSESSED VALUATION	
	1 Vacant Land 102 2.90 13,195,400.00	
	2 Residential 2009 89.03 404,951,400.00	
	3 Farm 36,726,300.00	
	4a Commercial 97 8.07	
	4b Industrial	
	4c Apartments	
	Total 2208 454,873,100.00	
	Land Area .65 Sq. Miles	
	Net Valuation Taxable-Municipal 458,369,600	
	Net Valuation Taxable-County 492,393,848	
	State Equalized Valuation 471,329,543	
	State Equalization Ratio 97.23	

1921
 Population 1980 2,418
 Population 1990 2,201
 S & P Rating
 Moody Rating

General Tax Rate Per \$100. 3.01
 State Equalized Tax Rate 2.03

SUSSEX BOROUGH - SUSSEX COUNTY

Form of Government:

Borough Council

Number of Members on Governing Body - 6

PER CAPITA:

Gross Debt 3,522.72
 Net Debt 366.48
 Debt Service 25.44
 Total Tax Levy 833.45
 Municipal Expenditures 425.75

PER CENT:

Gross Debt 8.96
 Net Debt .93
 Tax Levy Collected 92.32
 Tax Levy Cancelled, Abated or Adjusted .86

EXPENDITURES		REVENUES-REALIZED		1992 PROPERTY TAX	
GENERAL GOVERNMENT				STATE EQUALIZED TAX RATE	
Governing Body & Public Boards		1992 Property Taxes Collected 1,696,091.98		Local District School Taxes	
Municipal Clerk		1992 Payments in Lieu of Taxes		Regional & Consolidated School Tax 1.26 1,135,196.54	
Financial Administration 35,500.00		Delinquent Tax & Lien Collections 95,514.83		School Taxes in Municipal Budget	
Assessment of Taxes 11,976.00		Business Personality Replacement Taxes 38,013.20		County Taxes .33 * 294,061.26	
Collection of Taxes 13,878.00		Taxes from Public Utilities 94,485.00		County Library Taxes .03 22,750.42	
Planning, Housing & Development 10,267.00		Other Miscellaneous Tax Revenues		Local Municipal Purpose Taxes .42 382,130.00	
Human Resources 13,671.00		State Aid Revenues 240,739.00		Veteran & Senior Citizen Taxes 17,300.00	
Elections 1,000.00		Federal Aid Revenues		Total Taxes for Rate Computation 2.04 1,851,438.22	
General Administration (other) 175,161.00		State and Local Fiscal Assistance Act Utilized		Special District Taxes	
JUDICIARY		Sole of Acquired Property		Bank Corp. Taxes	
Municipal Courts 23,902.00		Other Miscellaneous Revenues 103,197.81		Added and Omitted Taxes 288.96	
PUBLIC SAFETY		Total 2,268,041.82		Total Taxes Levied - ABSTRACT 1,834,427.18	
Fire Protection 22,743.00		Prior Years Surplus Appropriated 146,000.00		Total Taxes Billed 1,837,290.55	
Police Protection 112,464.00		REVENUES TOTAL 2,414,041.82		1992 TAXES COLLECTED 1,696,091.98	
Civil Defense & Disaster Control 425.00		Reserve For Uncollected Taxes 202,101.00		1992 Taxes Cancelled, Abated or Adjusted 15,877.75	
Environmental Inspection & Control 13,248.00		CAPITAL OUTLAY TOTAL 1,286,584.77		Transfer to Tax Title Liens or Foreclosed 12,816.58	
Other Public Safety		Public Enterprises 1,202,946.08		Balance Outstanding Dec. 31, 1992 112,494.24	
PUBLIC WORKS		Recreation-Culture		PRIOR YEARS TAXES OUTSTANDING	
Streets and Drainage 86,598.00		Public Works 71,494.19		Balance January 1, 1992 104,516.81	
Sewers and Sewage Processing 3,818.00		Buildings and Grounds 12,144.50		Collected in 1992 89,473.57	
Garbage and Trash Disposal 9,582.00		Library and Education		Cancelled, Abated or Adjusted 1992	
Public Buildings and Grounds 17,785.00		Conservation		Transfers to Tax Title Liens or Foreclosed	
Other Public Works		All Other		Balance December 31, 1992 15,043.24	
HEALTH and WELFARE		CAPITAL DEBT AUTHORIZED, DECEMBER 31, 1992		TAX TITLE LIENS OUTSTANDING	
Health Services Except Environmental 4,090.00		ISSUED AND UNISSUED		Balance January 1, 1992 26,698.93	
Welfare-Public Assistance 10,600.00		GROSS DEBT		Transfer From Taxes 12,816.58	
Hospital, Clinics, First Aid 2,500.00		NET DEBT		Redeemed in 1992 6,041.26	
Animal, Insect, & Rodent Control		School 854,255		Cancelled, Abated or Adjusted (1992)	
Other Welfare Services		Self-Liquidating 6,092,628		Transfers to Foreclosed Property	
RECREATION and CONSERVATION		Other 806,615		Balance December 31, 1992 33,474.25	
Beaches and Boardwalks		Total 7,753,499		PROPERTY ACQUIRED BY DEED OR FORECLOSURE	
Parks, Playgrounds, Shade Trees		ISSUED AND OUTSTANDING		Balance January 1, 1992 729,200.00	
Land Reclamation & Conservation		School 854,255.30		Transfers From Taxes or Liens	
Other Recreational Services 8,382.00		Self-Liquidating 3,377,072.91		Sale for Cash (1992)	
EDUCATION (excluding schools)		Other 615,132.39		Cancelled, Abated or Adjusted (1992)	
Libraries 1,741.00		Total 4,846,460.60		Balance December 31, 1992 729,200.00	
Other Educational Services		EQUALIZED VALUATION BASIS		CURRENT FINANCES DECEMBER 31, 1992	
STATUTORY EXPENDITURES		FOR NET DEBT COMPUTATION 96,531,421		ASSETS	
Pensions & F. L. C. A. 34,591.00		REAL PROPERTY VALUATIONS		Cash Dec. 31, 1992 343,597.73	
Employee Fringe Benefits 45,100.00		Code Class # of Parcels % VAL'N		Taxes Receivable 127,537.48	
Other Statutory Expenditures 1,925.00		1 Vacant Land 62 1.61 961,800.00		Tax Title Liens 33,474.25	
CETA And Other Public Employment Programs		2 Residential 432 58.56 35,087,100.00		Foreclosed Property 729,200.00	
MUNICIPAL FUNCTIONS TOTAL 671,071.00		3 Farm 5 .37 220,500.00		Emergencies & Other Deferred Charges	
CAPITAL IMPROVEMENTS *MEMO* 1,000.00		4a Commercial 79 24.61 14,742,900.00		State and Federal Aid Receivable 11,240.05	
DEBT SERVICE		4b Industrial 3 .55 329,800.00		Other Receivables 6,474.37	
Principal Payments 19,169.77		4c Apartments 5 14.31 8,571,300.00		Total 1,251,523.88	
Interest Payments 37,814.08		Total 586 59,912,400.00		LIABILITIES, RESERVES, AND SURPLUS	
DEFERRED CHARGES 7,929.00		Land Area .75 Sq. Miles		Cash Liabilities 134,823.45	
SCHOOL, COUNTY, SPECIAL DISTRICT TAXES 1,452,008.22		Net Valuation Taxable-Municipal 61,029,621		Reserves for Receivables 892,405.84	
RESERVE FOR UNCOLLECTED TAXES 202,101.00		Net Valuation Taxable-County 87,145,591		Surplus Dec. 31, 1992 224,296.59	
EXPENDITURES TOTAL 2,389,093.07		State Equalized Valuation 89,876,332		Total 1,251,523.89	
		State Equalization Ratio 67.50			

*Includes County Health Service Taxes, County Vocational School Taxes, or County Open Space Tax. See Table 13.

0317

Population 1980 2,331
 Population 1990 2,024
 S & P Rating
 Moody Rating BAA

General Tax Rate Per \$100. 5.45
 State Equalized Tax Rate 2.02

SWEDESBORO BORO. - GLOUCESTER CO.
 Form of Government:
Borough Council
 Number of Members on Governing Body - 6

PER CAPITA:
 Grass Debt 1,177.91
 Net Debt 103.11
 Debt Service 22.92
 Total Tax Levy 840.27
 Municipal Expenditures 533.16

PER CENT:
 Grass Debt 3.73
 Net Debt .33
 Tax Levy Collected 84.11
 Tax Levy Cancelled, Abated or Adjusted .53

EXPENDITURES	REVENUES-REALIZED	1992 PROPERTY TAX	
GENERAL GOVERNMENT		STATE EQUALIZED TAX RATE	
Governing Body & Public Boards	7,150.00	Local District School Taxes	.58 441,182.63
Municipal Clerk	23,900.00	Regional & Consolidated School Tax	.36 273,427.96
Financial Administration	22,500.00	School Taxes in Municipal Budget	
Assessment of Taxes	50,675.00	County Taxes	.59 435,531.75
Collection of Taxes	11,650.00	County Library Taxes	.02 18,201.67
Planning, Housing & Development	14,050.00	Local Municipal Purpose Taxes	.49 358,877.32
Human Resources	60,034.24	Veteran & Senior Citizen Taxes	
Elections	870.00	Total Taxes for Rate Computation	2.02 1,546,721.33
General Administration (other)	99,302.72	Special District Taxes	
JUDICIARY		Bank Corp. Taxes	
Municipal Courts	407.69	Added and Omitted Taxes	11,278.84
PUBLIC SAFETY		Total Taxes Levied - ABSTRACT	1,700,707.17
Fire Protection	33,042.69	Total Taxes Billed	1,684,355.11
Police Protection	165,251.20	1992 TAXES COLLECTED	1,416,701.11
Civil Defense & Disaster Control	1,175.00	1992 Taxes Cancelled, Abated or Adjusted	8,983.93
Environmental Inspection & Control	15,800.00	Transfer to Tax Title Liens or Foreclosed	
Other Public Safety		Balance Outstanding Dec. 31, 1992	253,670.07
PUBLIC WORKS		PRIOR YEARS TAXES OUTSTANDING	
Streets and Drainage	61,060.00	Balance January 1, 1992	192,709.69
Sewers and Sewage Processing		Collected in 1992	187,649.57
Garbage and Trash Disposal		Cancelled, Abated or Adjusted 1992	82.38
Public Buildings and Grounds	20,120.00	Transfers to Tax Title Liens or Foreclosed	943.19
Other Public Works	4,000.00	Balance December 31, 1992	4,034.55
HEALTH and WELFARE		TAX TITLE LIENS OUTSTANDING	
Health Services Except Environmental	1,850.00	Balance January 1, 1992	223,396.82
Welfare-Public Assistance	3,870.00	Transfer From Taxes	943.19
Hospital, Clinics, First Aid		Redeemed in 1992	8,554.20
Animal, Insect, & Rodent Control	200.00	Cancelled, Abated or Adjusted (1992)	
Other Welfare Services		Transfers to Foreclosed Property	
RECREATION and CONSERVATION		Balance December 31, 1992	215,785.81
Beaches and Boardwalks		PROPERTY ACQUIRED BY DEED OR FORECLOSURE	
Parks, Playgrounds, Shade Trees	6,500.00	Balance January 1, 1992	3,450.00
Land Reclamation & Conservation		Transfers From Taxes or Liens	
Other Recreational Services	3,000.00	Sale for Cash (1992)	
EDUCATION (excluding schools)		Cancelled, Abated or Adjusted (1992)	
Libraries		Balance December 31, 1992	3,450.00
Other Educational Services		CURRENT FINANCES DECEMBER 31, 1992	
STATUTORY EXPENDITURES		ASSETS	
Pensions & F. L. C. A.	32,700.00	Cash Dec. 31, 1992	320,114.59
Employee Fringe Benefits	43,500.00	Taxes Receivable	262,704.62
Other Statutory Expenditures	500.00	Tax Title Liens	215,785.81
CETA And Other Public Employment Programs		Foreclosed Property	3,450.00
MUNICIPAL FUNCTIONS		Emergencies & Other Deferred Charges	69,808.94
TOTAL	682,008.54	State and Federal Aid Receivable	5,567.73
CAPITAL IMPROVEMENTS		Other Receivables	11,197.02
DEBT SERVICE		Total	888,628.71
Principal Payments	30,990.00	LIABILITIES, RESERVES, AND SURPLUS	
Interest Payments	15,399.06	Cash Liabilities	319,039.89
DEFERRED CHARGES		Reserves for Receivables	493,137.45
SCHOOL, COUNTY, SPECIAL DISTRICT TAXES	67,461.21	Surplus Dec. 31, 1992	76,451.37
SCHOOL, COUNTY, SPECIAL DISTRICT TAXES	1,330,551.01	Total	888,623.71
RESERVE FOR UNCOLLECTED TAXES	293,372.30		
EXPENDITURES			
TOTAL	2,419,732.12		

0335

Population 1980 6,236
 Population 1990 7,360
 S & P Rating
 Moody Rating A

General Tax Rate Per \$100. 1.78
 State Equalized Tax Rate 1.83

TABERNACLE TWP. - BURLINGTON CO.
 Form of Government:
Township Committee
 Number of Members on Governing Body - 3

PER CAPITA: PER CENT:
 Gross Debt 828,04 Gross Debt 1.79
 Net Debt 486,77 Net Debt 1.05
 Debt Service 55.60 Tax Levy Collected 93.04
 Total Tax Levy 882.83 Tax Levy Cancelled, Abated or Adjusted 1.52
 Municipal Expenditures 341.94

EXPENDITURES		REVENUES-REALIZED		1992 PROPERTY TAX	
GENERAL GOVERNMENT		REVENUES-REALIZED		STATE EQUALIZED TAX RATE	
Governing Body & Public Boards		1992 Property Taxes Collected	6,048,197.00	Local District School Taxes .88	2,992,404.00
Municipal Clerk		1992 Payments in Lieu of Taxes		Regional & Consolidated School Tax .31	1,046,855.98
Financial Administration	45,140.00	Delinquent Tax & Lien Collections	336,075.00	School Taxes in Municipal Budget	
Assessment of Taxes	27,000.00	Business Personalty Replacement Taxes	14,853.00	County Taxes .55	1,887,060.62
Collection of Taxes	26,500.00	Taxes from Public Utilities	466,489.00	County Library Taxes .03	115,625.56
Planning, Housing & Development	29,000.00	Other Miscellaneous Tax Revenues		Local Municipal Purpose Taxes .07	239,802.00
Human Resources	23,150.00	State Aid Revenues	256,769.00	Veteron & Senior Citizen Taxes	34,000.00
Elections		Federal Aid Revenues		Total Taxes for Rate Computation 1.84	6,315,748.16
General Administration (other)	299,500.00	State and Local Fiscal Assistance Act Utilized		Special District Taxes	159,620.00
JUDICIARY		Sale of Acquired Property		Bank Corp. Taxes	
Municipal Courts	25,000.00	Other Miscellaneous Revenues	298,608.00	Added and Omitted Taxes	56,281.00
PUBLIC SAFETY		Total	7,420,990.00	Total Taxes Levied - ABSTRACT	6,497,649.16
Fire Protection		Prior Years Surplus Appropriated	1,355,000.00	Total Taxes Billed	6,500,780.00
Police Protection	45,000.00	REVENUES TOTAL	8,775,990.00	1992 TAXES COLLECTED	6,048,197.00
Civil Defense & Disaster Control	9,051.00	Reserve For Uncollected Taxes	592,595.00	1992 Taxes Cancelled, Abated or Adjusted	98,653.00
Environmental Inspection & Control	47,700.00	CAPITAL OUTLAY TOTAL	1,715,510.00	Transfer to Tax Title Liens or Foreclosed	34,427.00
Other Public Safety		Public Enterprises		Balance Outstanding Dec. 31, 1992	386,043.00
PUBLIC WORKS		Recreation-Culture		PRIOR YEARS TAXES OUTSTANDING	
Streets and Drainage	22,000.00	Public Works	1,072,423.00	Balance January 1, 1992	356,561.00
Sewers and Sewage Processing	8,500.00	Buildings and Grounds	643,087.00	Collected in 1992	329,728.00
Garbage and Trash Disposal	400,000.00	Library and Education		Cancelled, Abated or Adjusted 1992	1,561.00
Public Buildings and Grounds	70,000.00	Conservation		Transfers to Tax Title Liens or Foreclosed	1,830.00
Other Public Works	316,000.00	All Other		Balance December 31, 1992	23,442.00
HEALTH and WELFARE		CAPITAL DEBT AUTHORIZED, DECEMBER 31, 1992		TAX TITLE LIENS OUTSTANDING	
Health Services Except Environmental	1,300.00	ISSUED AND UNISSUED		Balance January 1, 1992	110,008.00
Welfare-Public Assistance	2,001.00	School	2,511,762	Transfer From Taxes	36,829.00
Hospital, Clinics, First Aid		Self-Liquidating		Redeemed in 1992	6,347.00
Animal, Insect, & Rodent Control	1,000.00	Other	3,582,612	Cancelled, Abated or Adjusted (1992)	
Other Welfare Services		Total	6,094,374	Transfers to Foreclosed Property	
RECREATION and CONSERVATION		ISSUED AND OUTSTANDING		Balance December 31, 1992	140,490.00
Beaches and Boardwalks		School	2,511,762.10	PROPERTY ACQUIRED BY DEED OR FORECLOSURE	
Parks, Playgrounds, Shade Trees		Self-Liquidating		Balance January 1, 1992	375,878.00
Land Reclamation & Conservation		Other	3,582,612.00	Transfers From Taxes or Liens	
Other Recreational Services	6,500.00	Total	6,094,374.10	Sale for Cash (1992)	
EDUCATION (excluding schools)		EQUALIZED VALUATION BASIS		Cancelled, Abated or Adjusted (1992)	
Libraries		FOR NET DEBT COMPUTATION	340,777,261	Balance December 31, 1992	375,878.00
Other Educational Services		REAL PROPERTY VALUATIONS		CURRENT FINANCES DECEMBER 31, 1992	
STATUTORY EXPENDITURES		Code Class # of Parcels % VAL'N		ASSETS	
Pensions & F. L. C. A.	41,000.00	1 Vacant Land 479 4.08	14,264,500.00	Cash Dec. 31, 1992	3,027,770.00
Employee Fringe Benefits	42,500.00	2 Residential 2058 90.20	315,550,600.00	Taxes Receivable	409,485.00
Other Statutory Expenditures	3,000.00	3 Farm 251 2.86	10,020,950.00	Tax Title Liens	140,490.00
CETA And Other Public Employment Programs		4a Commercial 49 2.74	9,575,800.00	Foreclosed Property	375,878.00
MUNICIPAL FUNCTIONS TOTAL	1,490,842.00	4b Industrial 3 .12	428,900.00	Emergencies & Other Deferred Charges	16,695.00
CAPITAL IMPROVEMENTS *MEMO*	300,000.00	4c Apartments		State and Federal Aid Receivable	11,425.00
DEBT SERVICE		Total	349,840,750.00	Other Receivables	2,411.00
Principal Payments	300,094.00	Land Area 47.64 Sq. Miles		Total	3,994,154.00
Interest Payments	116,456.00	Net Valuation Taxable-Municipal	351,197,144	LIABILITIES, RESERVES, AND SURPLUS	
DEFERRED CHARGES	16,695.00	Net Valuation Taxable-County	345,361,542	Cash Liabilities	971,060.00
SCHOOL, COUNTY, SPECIAL DISTRICT TAXES	6,201,565.16	State Equalized Valuation	340,776,933	Reserves for Receivables	928,264.00
RESERVE FOR UNCOLLECTED TAXES	592,595.00	State Equalization Ratio	103.07	Surplus Dec. 31, 1992	2,084,830.00
EXPENDITURES TOTAL	8,713,248.16			Total	3,994,154.00

0433

Population 1980 9
 Population 1990 35
 S & P Rating
 Moody Rating

General Tax Rate Per \$100. 2.60
 State Equalized Tax Rate 2.60

TAVISTOCK BOROUGH - CAMDEN COUNTY
 Form of Government:
Commission (1911)
 Number of Members on Governing Body - 3

PER CAPITA:
 Gross Debt
 Net Debt
 Debt Service
 Total Tax Levy 2,159.74
 Municipal Expenditures 1,176.94

PER CENT:
 Gross Debt
 Net Debt
 Tax Levy Collected 100.00
 Tax Levy Cancelled, Abated or Adjusted

EXPENDITURES		REVENUES-REALIZED		1992 PROPERTY TAX	
GENERAL GOVERNMENT				STATE EQUALIZED TAX RATE	
Governing Body & Public Boards		1992 Property Taxes Collected	75,647.00	Local District School Taxes	1.16 33,800.00
Municipal Clerk		1992 Payments in Lieu of Taxes		Regional & Consolidated School Tax	
Financial Administration	5,850.00	Delinquent Tax & Lien Collections		School Taxes in Municipal Budget	
Assessment of Taxes	600.00	Business Personalty Replacement Taxes	2,316.00	County Taxes	.84 24,453.92
Collection of Taxes	650.00	Taxes from Public Utilities	1,000.00	County Library Taxes	.03 795.89
Planning, Housing & Development	10,000.00	Other Miscellaneous Tax Revenues		Local Municipal Purpose Taxes	.57 16,541.00
Human Resources		State Aid Revenues	541.00	Veteran & Senior Citizen Taxes	
Elections	1,600.00	Federal Aid Revenues		Total Taxes for Rate Computation	2.60 75,590.81
General Administration (other)	13,918.00	State and Local Fiscal Assistance Act Utilized		Special District Taxes	
JUDICIARY		Sale of Acquired Property		Bank Corp. Taxes	
Municipal Courts		Other Miscellaneous Revenues	1,438.00	Added and Omitted Taxes	
PUBLIC SAFETY		Total	80,942.00	Total Taxes Levied - ABSTRACT	75,590.81
Fire Protection	750.00	Prior Years Surplus Appropriated	10,573.00	Total Taxes Billed	75,647.00
Police Protection	1,300.00	REVENUES TOTAL	91,515.00	1992 TAXES COLLECTED	75,647.00
Civil Defense & Disaster Control		Reserve For Uncollected Taxes		1992 Taxes Cancelled, Abated or Adjusted	
Environmental Inspection & Control		CAPITAL OUTLAY TOTAL		Transfer to Tax Title Liens or Foreclosed	
Other Public Safety				Balance Outstanding Dec. 31, 1992	
PUBLIC WORKS	5,600.00	Public Enterprises		PRIOR YEARS TAXES OUTSTANDING	
Streets and Drainage		Recreation-Culture		Balance January 1, 1992	
Sewers and Sewage Processing		Public Works		Collected in 1992	
Garbage and Trash Disposal		Buildings and Grounds		Cancelled, Abated or Adjusted 1992	
Public Buildings and Grounds		Library and Education		Transfers to Tax Title Liens or Foreclosed	
Other Public Works		Conservation		Balance December 31, 1992	
HEALTH and WELFARE		All Other		TAX TITLE LIENS OUTSTANDING	
Health Services Except Environmental		CAPITAL DEBT AUTHORIZED, DECEMBER 31, 1992		Balance January 1, 1992	
Welfare-Public Assistance		ISSUED AND UNISSUED		Transfer From Taxes	
Hospital, Clinics, First Aid		School		Redeemed in 1992	
Animal, Insect, & Rodent Control		Self-Liquidating		Cancelled, Abated or Adjusted (1992)	
Other Welfare Services		Other		Transfers to Foreclosed Property	
RECREATION and CONSERVATION		Total		Balance December 31, 1992	
Beaches and Boardwalks		ISSUED AND OUTSTANDING		PROPERTY ACQUIRED BY DEED OR FORECLOSURE	
Parks, Playgrounds, Shade Trees		School		Balance January 1, 1992	
Land Reclamation & Conservation		Self-Liquidating		Transfers From Taxes or Liens	
Other Recreational Services		Other		Sale for Cash (1992)	
EDUCATION (excluding schools)		Total		Cancelled, Abated or Adjusted (1992)	
Libraries		EQUALIZED VALUATION BASIS		Balance December 31, 1992	
Other Educational Services		FOR NET DEBT COMPUTATION	2,886,433	CURRENT FINANCES DECEMBER 31, 1992	
STATUTORY EXPENDITURES		REAL PROPERTY VALUATIONS		ASSETS	
Pensions & F. L. C. A.	825.00	Code Class # of Parcels % VAL'N		Cash Dec. 31, 1992	46,866.00
Employee Fringe Benefits		1 Vacant Land		Taxes Receivable	
Other Statutory Expenditures	100.00	2 Residential 3 32.41	942,100.00	Tax Title Liens	
CETA And Other Public Employment Programs		3 Farm		Foreclosed Property	
MUNICIPAL FUNCTIONS TOTAL	41,193.00	4a Commercial 11 67.59	1,964,300.00	Emergencies & Other Deferred Charges	10,000.00
CAPITAL IMPROVEMENTS *MEMO*		4b Industrial		State and Federal Aid Receivable	
DEBT SERVICE		4c Apartments		Other Receivables	
Principal Payments		Total 14	2,906,400.00	Total	56,866.00
Interest Payments		Land Area .27 Sq. Miles		LIABILITIES, RESERVES, AND SURPLUS	
DEFERRED CHARGES		Net Valuation Taxable-Municipal	2,911,742	Cash Liabilities	48,085.00
SCHOOL, COUNTY, SPECIAL DISTRICT TAXES	59,049.81	Net Valuation Taxable-County	3,038,461	Reserves for Receivables	
RESERVE FOR UNCOLLECTED TAXES		State Equalized Valuation	2,906,810	Surplus Dec. 31, 1992	8,781.00
EXPENDITURES TOTAL	100,242.81	State Equalization Ratio	100.17	Total	56,866.00

0260
 Population 1980 39,007
 Population 1990 37,825
 S & P Rating
 Moody Rating

General Tax Rate Per \$100. 2.38
 State Equalized Tax Rate 2.34

TEANECK TOWNSHIP - BERGEN COUNTY
 Form of Government:
 Council-Manager Plan B (OMCL 50)
 Number of Members on Governing Body - 7

PER CAPITA:
 Gross Debt 227.40
 Net Debt 195.28
 Debt Service
 Total Tax Levy 1,690.32
 Municipal Expenditures 815.72

PER CENT:
 Gross Debt .31
 Net Debt .27
 Tax Levy Collected 97.31
 Tax Levy Cancelled, Abated or Adjusted .10

EXPENDITURES	REVENUES-REALIZED	1992 PROPERTY TAX	
GENERAL GOVERNMENT		STATE EQUALIZED TAX RATE 1.35	
Governing Body & Public Boards 284,000.00	1992 Property Taxes Collected 62,427,218.61	Local District School Taxes 1.35	36,904,481.00
Municipal Clerk	1992 Payments in Lieu of Taxes	Regional & Consolidated School Tax	
Financial Administration 419,285.00	Delinquent Tax & Lien Collections 1,355,062.55	School Taxes in Municipal Budget	
Assessment of Taxes 172,627.00	Business Personalty Replacement Taxes 373,333.32	County Taxes .26	7,209,968.64
Collection of Taxes	Taxes from Public Utilities 2,156,493.00	County Library Taxes	
Planning, Housing & Development 77,773.00	Other Miscellaneous Tax Revenues 114,925.75	Local Municipal Purpose Taxes .72	19,632,061.00
Human Resources 172,511.00	State Aid Revenues 5,345,417.21	Veteran & Senior Citizen Taxes	230,500.00
Elections	Federal Aid Revenues	Total Taxes for Rate Computation 2.33	63,977,010.64
General Administration (other) 2,103,500.00	State and Local Fiscal Assistance Act Utilized	Special District Taxes	
JUDICIARY	Sale of Acquired Property 1,100,000.00	Bank Corp. Taxes	
Municipal Courts 263,543.00	Other Miscellaneous Revenues 2,791,102.25	Added and Omitted Taxes 189,668.94	
PUBLIC SAFETY	Total 75,663,552.69	Total Taxes Levied - ABSTRACT 63,936,179.58	
Fire Protection 5,393,064.00	Prior Years Surplus Appropriated 1,200,000.00	Total Taxes Billed 64,156,746.48	
Police Protection 5,247,404.00	REVENUES TOTAL 76,863,552.69	1992 TAXES COLLECTED 62,427,218.61	
Civil Defense & Disaster Control	Reserve For Uncollected Taxes 1,770,065.02	1992 Taxes Cancelled, Abated or Adjusted 61,986.29	
Environmental Inspection & Control 253,982.00	CAPITAL OUTLAY TOTAL 677,644.90	Transfer to Tax Title Liens or Foreclosed 106,854.84	
Other Public Safety	Public Enterprises	Balance Outstanding Dec. 31, 1992 1,558,686.74	
PUBLIC WORKS	Recreation-Culture 10,031.25	PRIOR YEARS TAXES OUTSTANDING	
Streets and Drainage 1,230,770.00	Public Works 545,482.03	Balance January 1, 1992 1,481,967.91	
Sewers and Sewage Processing 3,149,000.00	Buildings and Grounds 122,131.62	Collected in 1992 1,338,877.32	
Garbage and Trash Disposal 955,533.80	Library and Education	Cancelled, Abated or Adjusted 1992 56,955.34	
Public Buildings and Grounds 674,230.00	Conservation	Transfers to Tax Title Liens or Foreclosed 25,846.56	
Other Public Works 361,236.00	All Other	Balance December 31, 1992 60,288.69	
HEALTH and WELFARE	CAPITAL DEBT AUTHORIZED, DECEMBER 31, 1992	TAX TITLE LIENS OUTSTANDING	
Health Services Except Environmental 416,250.00	ISSUED AND UNISSUED GROSS DEBT NET DEBT	Balance January 1, 1992 138,498.50	
Welfare-Public Assistance 25,000.00	School 1,215,000	Transfer From Taxes 136,192.46	
Hospital, Clinics, First Aid 35,000.00	Self-Liquidating	Redeemed in 1992 16,185.23	
Animal, Insect, & Rodent Control	Other 7,386,438	Cancelled, Abated or Adjusted (1992)	
Other Welfare Services	Total 8,601,438	Transfers to Foreclosed Property	
RECREATION and CONSERVATION	ISSUED AND OUTSTANDING	Balance December 31, 1992 258,495.73	
Beaches and Boardwalks	School 1,215,000.00	PROPERTY ACQUIRED BY DEED OR FORECLOSURE	
Parks, Playgrounds, Shade Trees 683,646.00	Self-Liquidating	Balance January 1, 1992 309,334.00	
Land Reclamation & Conservation 151,666.20	Other	Transfers From Taxes or Liens	
Other Recreational Services 711,152.00	Total 1,215,000.00	Sale for Cash (1992)	
EDUCATION (excluding schools)	EQUALIZED VALUATION BASIS FOR NET DEBT COMPUTATION 2,784,775.950	Cancelled, Abated or Adjusted (1992) 17,180.00	
Libraries 1,413,148.00	REAL PROPERTY VALUATIONS	Balance December 31, 1992 292,154.00	
Other Educational Services	Code Class # of Parcels % VAL'N ASSESSED VALUATION	CURRENT FINANCES DECEMBER 31, 1992	
STATUTORY EXPENDITURES	1 Vacant Land 152 .60 15,983,800.00	ASSETS	
Pensions & F. L. C. A. 2,154,495.00	2 Residential 11095 81.75 2,191,614,500.00	Cash Dec. 31, 1992 10,240,148.84	
Employee Fringe Benefits 1,745,500.00	3 Farm 333,625,900.00	Taxes Receivable 1,618,975.43	
Other Statutory Expenditures	4a Commercial 371 12.45 45,637,600.00	Tax Title Liens 258,495.73	
CETA And Other Public Employment Programs	4b Industrial 19 1.70 94,113,200.00	Foreclosed Property 292,154.00	
MUNICIPAL FUNCTIONS TOTAL 28,156,317.00	4c Apartments 56 3.51 2,680,775,000.00	Emergencies & Other Deferred Charges 130,000.00	
CAPITAL IMPROVEMENTS *MEMO* 414,000.00	Total 11693 Land Area 5.90 Sq. Miles	State and Federal Aid Receivable	
DEBT SERVICE	Net Valuation Taxable-Municipal 2,697,608,300	Other Receivables 356,622.24	
Principal Payments	Net Valuation Taxable-County 2,789,753,012	Total 12,896,396.24	
Interest Payments	State Equalized Valuation 2,730,644,517	LIABILITIES, RESERVES, AND SURPLUS	
DEFERRED CHARGES 928,109.03	State Equalization Ratio 98.42	Cash Liabilities 5,431,492.34	
SCHOOL, COUNTY, SPECIAL DISTRICT TAXES 44,114,449.64		Reserves for Receivables 2,526,247.40	
RESERVE FOR UNCOLLECTED TAXES 1,770,065.02		Surplus Dec. 31, 1992 4,938,656.50	
EXPENDITURES TOTAL 76,963,940.69		Total 12,396,396.24	

0261
 Population 1980 13,552
 Population 1990 13,326
 S & P Rating
 Moody Rating AA

General Tax Rate Per \$100. 4.17
 State Equalized Tax Rate 1.93

TENAFLY BOROUGH - BERGEN COUNTY
 Form of Government:
Borough Council
 Number of Members on Governing Body - 6

PER CAPITA:
 Gross Debt 1,073.74
 Net Debt 871.20
 Debt Service 124.63
 Total Tax Levy 2,579.70
 Municipal Expenditures 1,091.77

PER CENT:
 Gross Debt .73
 Net Debt .63
 Tax Levy Collected 98.54
 Tax Levy Cancelled, Abated or Adjusted .15

EXPENDITURES	REVENUES-REALIZED	1992 PROPERTY TAX	
GENERAL GOVERNMENT		STATE EQUALIZED TAX RATE	
Governing Body & Public Boards		Local District School Taxes 1.09	19,393,794.00
Municipal Clerk	102,548.00	Regional & Consolidated School Tax	
Financial Administration	36,300.00	School Taxes in Municipal Budget	
Assessment of Taxes	166,170.00	County Taxes .27	4,781,265.24
Collection of Taxes	200,775.00	County Library Taxes	
Planning, Housing & Development	37,883.00	Local Municipal Purpose Taxes .57	10,128,857.06
Human Resources	111,800.00	Veteran & Senior Citizen Taxes	67,500.00
Elections		Total Taxes for Rate Computation 1.93	34,361,416.30
General Administration (other)	809,269.00	Special District Taxes	
JUDICIARY		Bank Corp. Taxes	
Municipal Courts	54,000.00	Added and Omitted Taxes	83,158.02
PUBLIC SAFETY		Total Taxes Levied - ABSTRACT	34,377,074.32
Fire Protection	426,051.90	Total Taxes Billed	34,393,886.33
Police Protection	2,111,939.45	1992 TAXES COLLECTED	33,891,839.80
Civil Defense & Disaster Control	3,275.00	1992 Taxes Cancelled, Abated or Adjusted	50,288.80
Environmental Inspection & Control	162,785.00	Transfer to Tax Title Liens or Foreclosed	37.53
Other Public Safety		Balance Outstanding Dec. 31, 1992	451,720.20
PUBLIC WORKS		PRIOR YEARS TAXES OUTSTANDING	
Streets and Drainage	1,033,919.00	Balance January 1, 1992	384,707.12
Sewers and Sewage Processing	2,795,283.00	Collected in 1992	384,707.12
Garbage and Trash Disposal	1,152,000.00	Cancelled, Abated or Adjusted 1992	
Public Buildings and Grounds	90,233.00	Transfers to Tax Title Liens or Foreclosed	
Other Public Works	158,965.97	Balance December 31, 1992	
HEALTH and WELFARE		TAX TITLE LIENS OUTSTANDING	
Health Services Except Environmental	104,655.00	Balance January 1, 1992	686.82
Welfare-Public Assistance	24,673.00	Transfer From Taxes	37.53
Hospital, Clinics, First Aid		Redeemed in 1992	
Animal, Insect, & Rodent Control	7,500.00	Cancelled, Abated or Adjusted (1992)	
Other Welfare Services		Transfers to Foreclosed Property	
RECREATION and CONSERVATION		Balance December 31, 1992	724.35
Beaches and Boardwalks		PROPERTY ACQUIRED BY DEED OR FORECLOSURE	
Parks, Playgrounds, Shade Trees	455,987.00	Balance January 1, 1992	18,200.00
Land Reclamation & Conservation	955.00	Transfers From Taxes or Liens	
Other Recreational Services	260,570.00	Sale for Cash (1992)	
EDUCATION (excluding schools)		Cancelled, Abated or Adjusted (1992)	
Libraries	610,526.00	Balance December 31, 1992	18,200.00
Other Educational Services	2,600.00	CURRENT FINANCES DECEMBER 31, 1992	
STATUTORY EXPENDITURES		ASSETS	
Pensions & F. L. C. A.	569,267.00	Cash Dec. 31, 1992	7,087,675.59
Employee Fringe Benefits	545,003.00	Taxes Receivable	451,720.20
Other Statutory Expenditures	3,000.00	Tax Title Liens	724.35
CETA And Other Public Employment Programs		Foreclosed Property	18,200.00
MUNICIPAL FUNCTIONS		Emergencies & Other Deferred Charges	306,000.00
CAPITAL IMPROVEMENTS *MEMO*	100,000.00	State and Federal Aid Receivable	
DEBT SERVICE		Other Receivables	33,477.24
Principal Payments	850,000.00	Total	7,897,797.38
Interest Payments	811,523.25	LIABILITIES, RESERVES, AND SURPLUS	
DEFERRED CHARGES	80,352.18	Cash Liabilities	5,698,412.33
SCHOOL, COUNTY, SPECIAL DISTRICT TAXES	24,165,059.24	Reserves for Receivables	504,121.79
RESERVE FOR UNCOLLECTED TAXES	769,136.78	Surplus Dec. 31, 1992	1,695,263.26
EXPENDITURES	TOTAL 38,714,001.77		TOTAL 7,897,797.38
		REVENUES-REALIZED	
		1992 Property Taxes Collected	33,891,839.80
		1992 Payments in Lieu of Taxes	
		Delinquent Tax & Lien Collections	384,707.12
		Business Personality Replacement Taxes	146,394.24
		Taxes from Public Utilities	966,806.00
		Other Miscellaneous Tax Revenues	
		State Aid Revenues	1,134,865.83
		Federal Aid Revenues	
		State and Local Fiscal Assistance Act Utilized	
		Sale of Acquired Property	
		Other Miscellaneous Revenues	1,029,406.77
		Total	37,554,019.76
		Prior Years Surplus Appropriated	1,150,000.00
		REVENUES	TOTAL 38,704,019.76
		Reserve For Uncollected Taxes	769,136.78
		CAPITAL OUTLAY	TOTAL 703,038.63
		Public Enterprises	
		Recreation-Culture	1,070.51
		Public Works	387,267.30
		Buildings and Grounds	314,700.82
		Library and Education	
		Conservation	
		All Other	
		CAPITAL DEBT AUTHORIZED, DECEMBER 31, 1992	
		ISSUED AND UNISSUED	GROSS DEBT
		School	2,699,000
		Self-Liquidating	
		Other	11,609,604
		Total	14,308,604
		NET DEBT	11,609,604
		ISSUED AND OUTSTANDING	
		School	2,699,000.00
		Self-Liquidating	
		Other	10,380,091.00
		Total	13,079,091.00
		EQUALIZED VALUATION BASIS FOR NET DEBT COMPUTATION	1,845,197,092
		REAL PROPERTY VALUATIONS	
		Code Class # of Parcels % VAL'N	ASSESSED VALUATION
		1 Vacant Land 98 .51	4,169,500.00
		2 Residential 4210 90.24	742,491,400.00
		3 Farm	
		4a Commercial 180 7.59	62,444,140.00
		4b Industrial 15 .80	5,611,400.00
		4c Apartments 2 .86	7,082,800.00
		Total 4511	822,799,240.00
		Land Area 4.40 Sq. Miles	
		Net Valuation Taxable-Municipal	823,875,610
		Net Valuation Taxable-County	1,848,553,895
		State Equalized Valuation	1,777,796,819
		State Equalization Ratio	45.31

Population 1980 19
 Population 1990 22
 S & P Rating
 Moody Rating

General Tax Rate Per \$100. 90
 State Equalized Tax Rate 1.26

TETERBORO BOROUGH - BERGEN COUNTY
 Form of Government:
Council-Manager (1923)
 Number of Members on Governing Body - 5

PER CAPITA:
 Gross Debt 9,541.82
 Net Debt 9,541.82
 Debt Service 5,920.38
 Total Tax Levy 3,555.80
 Municipal Expenditures 6,397.38

PER CENT:
 Gross Debt .20
 Net Debt .20
 Tax Levy Collected 99.83
 Tax Levy Cancelled, Abated or Adjusted .12

EXPENDITURES		REVENUES-REALIZED		1992 PROPERTY TAX	
				STATE EQUALIZED TAX RATE	
GENERAL GOVERNMENT				Local District School Taxes	
Governing Body & Public Boards		1992 Property Taxes Collected 2,735,751.86		Regional & Consolidated School Tax	
Municipal Clerk		1992 Payments in Lieu of Taxes 13,471.81		School Taxes in Municipal Budget	
Financial Administration	69,859.00	Delinquent Tax & Lien Collections 1,571.60		County Taxes	.28 596,901.66
Assessment of Taxes	16,798.00	Business Personalty Replacement Taxes 161,253.68		County Library Taxes	
Collection of Taxes	14,040.00	Taxes from Public Utilities 90,075.00		Local Municipal Purpose Taxes	.97 2,081,575.89
Planning, Housing & Development	18,113.00	Other Miscellaneous Tax Revenues		Veteran & Senior Citizen Taxes	
Human Resources		State Aid Revenues 30,007.74		Total Taxes for Rate Computation	1.25 2,678,477.55
Elections		Federal Aid Revenues		Special District Taxes	
General Administration (other)	402,986.65	State and Local Fiscal Assistance Act Utilized		Bank Corp. Taxes	
JUDICIARY		Sale of Acquired Property		Added and Omitted Taxes	39,750.00
Municipal Courts	65,466.95	Other Miscellaneous Revenues		Total Taxes Levied - ABSTRACT	2,718,227.55
PUBLIC SAFETY		Total		Total Taxes Billed	2,739,092.63
Fire Protection	85,198.00	3,233,257.93		1992 TAXES COLLECTED	2,735,751.86
Police Protection	485,468.00	Prior Years Surplus Appropriated 450,000.00		1992 Taxes Cancelled, Abated or Adjusted	3,243.60
Civil Defense & Disaster Control	1,000.00	REVENUES TOTAL		Transfer to Tax Title Liens or Foreclosed	
Environmental Inspection & Control	56,098.00	3,683,257.93		Balance Outstanding Dec. 31, 1992	87.17
Other Public Safety		Reserve For Uncollected Taxes 129,142.84		PRIOR YEARS TAXES OUTSTANDING	
PUBLIC WORKS		TOTAL		Balance January 1, 1992	1,571.60
Streets and Drainage	91,018.00	248,777.73		Collected in 1992	1,571.60
Sewers and Sewage Processing	551,555.74	Public Enterprises		Cancelled, Abated or Adjusted 1992	
Garbage and Trash Disposal	4,497.00	Recreation-Culture		Transfers to Tax Title Liens or Foreclosed	
Public Buildings and Grounds	57,636.00	Public Works 219,803.78		Balance December 31, 1992	
Other Public Works		Buildings and Grounds 28,973.95		TAX TITLE LIENS OUTSTANDING	
HEALTH and WELFARE		Library and Education		Balance January 1, 1992	
Health Services Except Environmental	29,513.00	Conservation		Transfer From Taxes	
Welfare-Public Assistance		All Other		Redeemed in 1992	
Hospital, Clinics, First Aid		CAPITAL DEBT AUTHORIZED, DECEMBER 31, 1992		Cancelled, Abated or Adjusted (1992)	
Animal, Insect, & Rodent Control		ISSUED AND UNISSUED		Transfers to Foreclosed Property	
Other Welfare Services		GROSS DEBT		Balance December 31, 1992	
RECREATION and CONSERVATION		NET DEBT		PROPERTY ACQUIRED BY DEED OR FORECLOSURE	
Beaches and Boardwalks		SCHOOL		Balance January 1, 1992	
Parks, Playgrounds, Shade Trees		Self-Liquidating		Transfers From Taxes or Liens	
Land Reclamation & Conservation	29,507.74	Other		Sale for Cash (1992)	
Other Recreational Services		Total		Cancelled, Abated or Adjusted (1992)	
EDUCATION (excluding schools)		ISSUED AND OUTSTANDING		Balance December 31, 1992	
Libraries		SCHOOL		CURRENT FINANCES DECEMBER 31, 1992	
Other Educational Services		Self-Liquidating		ASSETS	
STATUTORY EXPENDITURES		Other		Cash Dec. 31, 1992	990,196.30
Pensions & F. L. C. A.	118,299.00	Total		Taxes Receivable	87.17
Employee Fringe Benefits	409,871.81	EQUALIZED VALUATION BASIS		Tox Title Liens	
Other Statutory Expenditures		FOR NET DEBT COMPUTATION		Foreclosed Property	
CETA And Other Public Employment Programs		REAL PROPERTY VALUATIONS		Emergencies & Other Deferred Charges	6,000.00
MUNICIPAL FUNCTIONS		Code Class # of Parcels % VAL'N		State and Federal Aid Receivable	
CAPITAL IMPROVEMENTS		ASSESSED VALUATION		Other Receivables	89,295.83
DEBT SERVICE		1 Vacant Land 5 .37 1,102,000.00		Total	1,085,579.35
Principal Payments	106,640.00	2 Residential 7 .34 1,000,800.00		LIABILITIES, RESERVES, AND SURPLUS	
Interest Payments	23,608.32	3 Farm 3 .54 1,624,500.00		Cash Liabilities	331,634.25
DEFERRED CHARGES		4a Commercial 3 .54 1,624,500.00		Reserves for Receivables	89,383.05
SCHOOL COUNTY, SPECIAL DISTRICT TAXES	595,901.66	4b Industrial 59 98.75 294,756,973.00		Surplus Dec. 31, 1992	664,562.05
RESERVE FOR UNCOLLECTED TAXES	129,142.84	4c Apartments 74 298,484,173.00		Total	1,085,579.35
EXPENDITURES TOTAL	3,377,644.10	Total			
		Land Area 1.20 Sq. Miles			
		Net Valuation Taxable-Municipal 299,925,847			
		Net Valuation Taxable-County 229,842,818			
		State Equalized Valuation 214,279,789			
		State Equalization Ratio 140.24			

1024
 Population 1980 4,094
 Population 1990 4,803
 S & P Rating
 Moody Rating A1

General Tax Rate Per \$100. 1.56
 State Equalized Tax Rate 1.47

TEWKSBURY TWP. - HUNTERDON COUNTY
 Form of Government:
 Township Committee
 Number of Members on Governing Body - 3

PER CAPITA:
 Gross Debt 1,055.14 Gross Debt .70
 Net Debt 953.96 Net Debt .64
 Debt Service 54.41 Tax Levy Collected 95.93
 Total Tax Levy 2,183.80 Tax Levy Cancelled, Abated
 Municipal Expenditures 800.38 or Adjusted .43

EXPENDITURES	REVENUES-REALIZED	1992 PROPERTY TAX
GENERAL GOVERNMENT		STATE EQUALIZED TAX RATE
Governing Body & Public Boards 1,000.00	1992 Property Taxes Collected 10,075,702.43	Local District School Taxes .54 3,858,197.00
Municipal Clerk 90,346.00	1992 Payments in Lieu of Taxes	Regional & Consolidated School Tax .38 2,726,600.81
Financial Administration 129,897.00	Delinquent Tax & Lien Collections 446,308.22	School Taxes in Municipal Budget
Assessment of Taxes 33,966.00	Business Personalty Replacement Taxes 84,970.24	County Taxes .30 2,113,471.26
Collection of Taxes 82,544.00	Taxes from Public Utilities 423,406.00	County Library Taxes .03 178,684.80
Planning, Housing & Development 3,426.00	Other Miscellaneous Tax Revenues	Local Municipal Purpose Taxes .22 1,541,520.11
Human Resources 470,200.90	State Aid Revenues 117,967.78	Veteran & Senior Citizen Taxes 18,200.00
Elections	Federal Aid Revenues	Total Taxes for Rate Computation 1.47 10,436,673.98
General Administration (other) 40,000.00	State and Local Fiscal Assistance Act Utilized	Special District Taxes
JUDICIARY	Sale of Acquired Property	Bank Corp. Taxes
Municipal Courts 113,401.30	Other Miscellaneous Revenues 509,258.67	Added and Omitted Taxes 55,909.05
PUBLIC SAFETY	Total 11,657,613.34	Total Taxes Levied - ABSTRACT 10,474,383.03
Fire Protection 459,598.37	Prior Years Surplus Appropriated 852,000.00	Total Taxes Billed 10,502,885.68
Police Protection 100.00	REVENUES TOTAL 12,509,613.34	1992 TAXES COLLECTED 10,075,702.43
Civil Defense & Disaster Control 57,490.00	Reserve For Uncollected Taxes 746,211.15	1992 Taxes Cancelled, Abated or Adjusted 45,585.57
Environmental Inspection & Control	CAPITAL OUTLAY TOTAL 647,856.04	Transfer to Tax Title Liens or Foreclosed 3,775.20
Other Public Safety	Public Enterprises	Balance Outstanding Dec. 31, 1992 377,822.48
PUBLIC WORKS	Recreation-Culture	PRIOR YEARS TAXES OUTSTANDING
Streets and Drainage 534,559.70	Public Works 47,363.19	Balance January 1, 1992 484,594.82
Sewers and Sewage Processing 21,616.60	Buildings and Grounds 600,492.85	Collected in 1992 422,653.64
Garbage and Trash Disposal	Library and Education	Cancelled, Abated or Adjusted 1992 9,608.29
Public Buildings and Grounds 229,090.00	Conservation	Transfers to Tax Title Liens or Foreclosed
Other Public Works	All Other	Balance December 31, 1992 52,332.90
HEALTH and WELFARE	CAPITAL DEBT AUTHORIZED, DECEMBER 31, 1992	TAX TITLE LIENS OUTSTANDING
Health Services Except Environmental 9,500.00	ISSUED AND UNISSUED GROSS DEBT NET DEBT	Balance January 1, 1992 202,714.66
Welfare-Public Assistance 1,600.00	School 123,171	Transfer From Taxes 3,775.20
Hospital, Clinics, First Aid	Self-Liquidating 362,787	Redeemed in 1992 23,654.58
Animal, Insect, & Rodent Control	Other 4,581,887	Cancelled, Abated or Adjusted (1992)
Other Welfare Services	Total 5,067,846	Transfers to Foreclosed Property
RECREATION and CONSERVATION	ISSUED AND OUTSTANDING	Balance December 31, 1992 182,835.29
Beaches and Boardwalks 91,900.00	School 123,171.43	PROPERTY ACQUIRED BY DEED OR FORECLOSURE
Parks, Playgrounds, Shade Trees	Self-Liquidating 302,337.07	Balance January 1, 1992
Land Reclamation & Conservation 4,126.78	Other 4,323,816.79	Transfers From Taxes or Liens
Other Recreational Services 7,000.00	Total 4,749,325.29	Sale for Cash (1992)
EDUCATION (excluding schools)	EQUALIZED VALUATION BASIS FOR NET DEBT COMPUTATION 719,804,329	Cancelled, Abated or Adjusted (1992)
Libraries 7,000.00	REAL PROPERTY VALUATIONS	Balance December 31, 1992
Other Educational Services 7,300.00	Code Class # of Parcels % VAL'N ASSESSED VALUATION	CURRENT FINANCES DECEMBER 31, 1992
STATUTORY EXPENDITURES	1 Vacant Land 316 6.32 42,227,400.00	ASSETS
Pensions & F. I. C. A. 106,467.00	2 Residential 1472 71.99 480,926,400.00	Cash Dec. 31, 1992 3,193,547.02
Employee Fringe Benefits 101,500.00	3 Farm 773 16.00 106,829,500.00	Taxes Receivable 430,155.38
Other Statutory Expenditures 6,500.00	4a Commercial 48 4.73 31,602,000.00	Tax Title Liens 192,835.28
CETA And Other Public Employment Programs	4b Industrial 1 .96 6,441,800.00	Foreclosed Property
MUNICIPAL FUNCTIONS TOTAL 2,615,242.15	4c Apartments	Emergencies & Other Deferred Charges 205,000.00
CAPITAL IMPROVEMENTS *MEMO* 194,554.39	Total 2510 668,027,100.00	State and Federal Aid Receivable 2,687.51
DEBT SERVICE	Land Area 31.80 Sq. Miles	Other Receivables 47,313.83
Principal Payments 189,535.77	Net Valuation Taxable-Municipal 669,677,989	Total 4,061,539.02
Interest Payments 71,772.50	Net Valuation Taxable-County 691,856,303	LIABILITIES, RESERVES, AND SURPLUS
DEFERRED CHARGES 221,469.06	State Equalized Valuation 710,207,423	Cash Liabilities 533,373.72
SCHOOL, COUNTY, SPECIAL DISTRICT TAXES 8,876,953.87	State Equalization Ratio 94.23	Reserves for Receivables 660,304.49
RESERVE FOR UNCOLLECTED TAXES 746,211.15		Surplus Dec. 31, 1992 2,867,860.81
EXPENDITURES TOTAL 12,721,184.50		Total 4,061,539.02

1336

Population 1980 7,740
 Population 1990 12,361
 S & P Rating AAA
 Moody Rating A

General Tax Rate Per \$100 2.07
 State Equalized Tax Rate 2.28

TINTON FALLS BORO. - MONMOUTH CO.
 Form of Government:
 Mayor-Council Plan B (OMCL 50)
 Number of Members on Governing Body - 5

PER CAPITA:
 Gross Debt 1,234.91
 Net Debt 1,071.98
 Debt Service 64.99
 Total Tax Levy 1,642.79
 Municipal Expenditures 813.35

PER CENT:
 Gross Debt 1.79
 Net Debt 1.54
 Tax Levy Collected 95.59
 Tax Levy Cancelled, Abated or Adjusted .60

EXPENDITURES		REVENUES-REALIZED			1992 PROPERTY TAX	
GENERAL GOVERNMENT					STATE EQUALIZED TAX RATE	
Governing Body & Public Boards		1992 Property Taxes Collected		19.410,421.13	Local District School Taxes	1.19 10,052,303.42
Municipal Clerk		1992 Payments in Lieu of Taxes			Regional & Consolidated School Tax	.40 3,353,387.99
Financial Administration	453,117.00	Delinquent Tax & Lien Collections	750,482.24		School Taxes in Municipal Budget	
Assessment of Taxes	108,628.00	Business Personality Replacement Taxes	178,046.40		County Taxes	.44 * 3,755,939.89
Collection of Taxes		Taxes from Public Utilities	1,131,041.00		County Library Taxes	.02 166,479.81
Planning, Housing & Development	228,071.00	Other Miscellaneous Tax Revenues			Local Municipal Purpose Taxes	.23 1,976,992.50
Human Resources	77,068.07	State Aid Revenues	1,063,448.36		Veteran & Senior Citizen Taxes	53,250.00
Elections		Federal Aid Revenues			Total Taxes for Rate Computation	2.28 19,336,403.61
General Administration (other)	633,538.00	State and Local Fiscal Assistance Act Utilized			Special District Taxes	724,951.00
JUDICIARY		Sale of Acquired Property			Bank Corp. Taxes	
Municipal Courts	227,579.24	Other Miscellaneous Revenues	4,300,287.63		Added and Omitted Taxes	298,433.05
PUBLIC SAFETY		Total	26,833,726.81		Total Taxes Levied - ABSTRACT	20,306,537.66
Fire Protection	48,584.00	Prior Years Surplus Appropriated	1,350,000.00		Total Taxes Billed	20,308,919.57
Police Protection	2,109,283.37	REVENUES TOTAL	28,183,726.81		1992 TAXES COLLECTED	19,410,421.13
Civil Defense & Disaster Control	5,150.00	Reserve For Uncollected Taxes	1,257,120.90		1992 Taxes Cancelled, Abated or Adjusted	122,251.60
Environmental Inspection & Control	280,406.00	CAPITAL OUTLAY TOTAL	1,697,042.64		Transfer to Tax Title Liens or Foreclosed	
Other Public Safety		Public Enterprises	123,355.66		Balance Outstanding Dec. 31, 1992	776,246.84
PUBLIC WORKS		Recreation-Culture	1,850.00		PRIOR YEARS TAXES OUTSTANDING	
Streets and Drainage	354,864.00	Public Works	1,322,893.98		Balance January 1, 1992	757,413.12
Sewers and Sewage Processing	1,015,137.00	Buildings and Grounds	248,943.00		Collected in 1992	750,482.24
Garbage and Trash Disposal		Library and Education			Cancelled, Abated or Adjusted 1992	4,358.28
Public Buildings and Grounds	322,000.00	Conservation			Transfers to Tax Title Liens or Foreclosed	
Other Public Works	512,263.00	All Other			Balance December 31, 1992	2,072.60
HEALTH and WELFARE		CAPITAL DEBT AUTHORIZED, DECEMBER 31, 1992			TAX TITLE LIENS OUTSTANDING	
Health Services Except Environmental	73,469.00	ISSUED AND UNISSUED	GROSS DEBT	NET DEBT	Balance January 1, 1992	
Welfare-Public Assistance		School			Transfer From Taxes	
Hospital, Clinics, First Aid		Self-Liquidating	2,014,000		Redeemed in 1992	
Animal, Insect, & Rodent Control		Other	13,250,747	13,250,747	Cancelled, Abated or Adjusted (1992)	
Other Welfare Services	3,750.00	Total	15,264,747	13,250,747	Transfers to Foreclosed Property	
RECREATION and CONSERVATION		ISSUED AND OUTSTANDING			Balance December 31, 1992	
Beaches and Boardwalks		School			PROPERTY ACQUIRED BY DEED OR FORECLOSURE	
Parks, Playgrounds, Shade Trees		Self-Liquidating	350,000.00		Balance January 1, 1992	
Land Reclamation & Conservation	22,033.75	Other	6,781,350.00		Transfers From Taxes or Liens	
Other Recreational Services	170,052.00	Total	7,131,350.00		Sale for Cash (1992)	
EDUCATION (excluding schools)		EQUALIZED VALUATION BASIS FOR NET DEBT COMPUTATION	858,370,390		Cancelled, Abated or Adjusted (1992)	
Libraries		REAL PROPERTY VALUATIONS			Balance December 31, 1992	
Other Educational Services	420.84	Code Class # of Parcels % VAL'N ASSESSED VALUATION			CURRENT FINANCES DECEMBER 31, 1992	
STATUTORY EXPENDITURES		1 Vacant Land 1655 7.81 72,371,600.00			ASSETS	
Pensions & F. L. C. A.	312,600.00	2 Residential 4287 67.05 621,302,500.00			Cash Dec. 31, 1992	13,559,224.75
Employee Fringe Benefits	552,000.00	3 Farm 71 .83 7,653,800.00			Taxes Receivable	773,319.44
Other Statutory Expenditures		4a Commercial 132 21.67 200,785,000.00			Tax Title Liens	
CETA And Other Public Employment Programs		4b Industrial 19 2.64 24,499,400.00			Foreclosed Property	
MUNICIPAL FUNCTIONS TOTAL	7,510,014.27	4c Apartments		926,612,300.00	Emergencies & Other Deferred Charges	35,920.00
CAPITAL IMPROVEMENTS *MEMO*	50,000.00	Total	6164		State and Federal Aid Receivable	90,723.51
DEBT SERVICE		Land Area 15.15 Sq. Miles			Other Receivables	1,310.71
Principal Payments	671,975.00	Net Valuation Taxable-Municipal	930,769,039		Total	14,455,498.41
Interest Payments	131,265.52	Net Valuation Taxable-County	866,836,852		LIABILITIES, RESERVES, AND SURPLUS	
DEFERRED CHARGES	483,487.99	State Equalized Valuation	846,761,403		Cash Liabilities	11,167,094.87
SCHOOL, COUNTY, SPECIAL DISTRICT TAXES	18,031,112.11	State Equalization Ratio	102.97		Reserves for Receivables	779,630.15
RESERVE FOR UNCOLLECTED TAXES	1,257,120.80				Surplus Dec. 31, 1992	2,508,773.39
EXPENDITURES TOTAL	23,084,975.69				Total	14,455,498.41

*Includes County Health Service Taxes, County Vocational School Taxes, or County Open Space Tax. See Table 13.

Population 1980 11,448
 Population 1990 10,177
 S & P Rating
 Moody Rating AAA

General Tax Rate Per \$100. 1.60
 State Equalized Tax Rate 1.66

TOTOWA BOROUGH - PASSAIC COUNTY
 Form of Government:
Borough Council
 Number of Members on Governing Body - 6

PER CAPITA: PER CENT:
 Gross Debt 1,159.98 Gross Debt 1.04
 Net Debt 986.19 Net Debt .88
 Debt Service 90.71 Tax Levy Collected 234.17
 Total Tax Levy 1,755.33 Tax Levy Cancelled, Abated
 Municipal Expenditures 831.60 or Adjusted 224.88

EXPENDITURES	REVENUES-REALIZED	1992 PROPERTY TAX
GENERAL GOVERNMENT		STATE EQUALIZED TAX RATE
Governing Body & Public Boards 19,159.00	1992 Property Taxes Collected 17,386,413.00	Local District School Taxes .50 5,409,631.00
Municipal Clerk	1992 Payments in Lieu of Taxes	Regional & Consolidated School Tax .36 3,901,366.49
Financial Administration 79,411.00	Delinquent Tax & Lien Collections 324,235.00	School Taxes in Municipal Budget
Assessment of Taxes 133,597.00	Business Personalty Replacement Taxes 275,537.00	County Taxes .48 5,135,262.32
Collection of Taxes 40,609.00	Taxes from Public Utilities 1,014,363.00	County Library Taxes
Planning, Housing & Development 23,087.00	Other Miscellaneous Tax Revenues	Local Municipal Purpose Taxes .32 3,399,535.00
Human Resources 79,953.00	State Aid Revenues 512,693.00	Veteran & Senior Citizen Taxes 180,000.00
Elections	Federal Aid Revenues	Total Taxes for Rate Computation 1.66 18,025,794.81
General Administration (other) 684,522.00	State and Local Fiscal Assistance Act Utilized	Special District Taxes
JUDICIARY	Sale of Acquired Property	Bank Corp. Taxes
Municipal Courts 117,857.00	Other Miscellaneous Revenues	Added and Omitted Taxes 18,233.00
PUBLIC SAFETY	Total 21,086,942.00	Total Taxes Levied - ABSTRACT 17,864,027.81
Fire Protection 135,970.00	Prior Years Surplus Appropriated 2,133,962.00	Total Taxes Billed 17,880.97
Police Protection 1,449,362.00	REVENUES TOTAL 23,220,904.00	1992 TAXES COLLECTED 17,386,413.00
Civil Defense & Disaster Control 2,881.00	Reserve For Uncollected Taxes 1,283,085.00	1992 Taxes Cancelled, Abated or Adjusted 40,211.00
Environmental Inspection & Control 85,856.00	CAPITAL OUTLAY TOTAL 1,716,262.00	Transfer to Tax Title Liens or Foreclosed
Other Public Safety	Public Enterprises 51,043.00	Balance Outstanding Dec. 31, 1992 454,347.00
PUBLIC WORKS	Recreation-Culture	PRIOR YEARS TAXES OUTSTANDING
Streets and Drainage 448,406.00	Public Works 124,617.00	Balance January 1, 1992 506,732.00
Sewers and Sewage Processing 1,356,347.00	Buildings and Grounds 1,540,602.00	Collected in 1992 322,049.00
Garbage and Trash Disposal 270,987.00	Library and Education	Cancelled, Abated or Adjusted 1992
Public Buildings and Grounds 81,450.00	Conservation	Transfers to Tax Title Liens or Foreclosed
Other Public Works 29,000.00	All Other	Balance December 31, 1992 184,683.00
HEALTH and WELFARE	CAPITAL DEBT AUTHORIZED, DECEMBER 31, 1992	TAX TITLE LIENS OUTSTANDING
Health Services Except Environmental	ISSUED AND UNISSUED GROSS DEBT NET DEBT	Balance January 1, 1992 110,282.00
Welfare-Public Assistance 9,484.00	School 1,531,932	Transfer From Taxes
Hospital, Clinics, First Aid	Self-Liquidating 918,397 896,240	Redeemed in 1992 2,186.00
Animal, Insect, & Rodent Control	Other 9,354,794 9,140,262	Cancelled, Abated or Adjusted (1992)
Other Welfare Services	Total 11,805,123 10,036,502	Transfers to Foreclosed Property
RECREATION and CONSERVATION	ISSUED AND OUTSTANDING	Balance December 31, 1992 108,096.00
Beaches and Boardwalks	School 1,531,697.00	PROPERTY ACQUIRED BY DEED OR FORECLOSURE
Parks, Playgrounds, Shade Trees 41,400.00	Self-Liquidating 828,000.00	Balance January 1, 1992 72,900.00
Land Reclamation & Conservation 6,863.00	Other 8,299,790.00	Transfers From Taxes or Liens
Other Recreational Services 23,549.00	Total 10,659,487.00	Sale for Cash (1992)
EDUCATION (excluding schools)	EQUALIZED VALUATION BASIS FOR NET DEBT COMPUTATION 1,138,003,935	Cancelled, Abated or Adjusted (1992)
Libraries 382,158.00	REAL PROPERTY VALUATIONS	Balance December 31, 1992 72,900.00
Other Educational Services 23,138.00	Code Class # of Parcels % VAL'N ASSESSED VALUATION	CURRENT FINANCES DECEMBER 31, 1992
STATUTORY EXPENDITURES	1 Vacant Land 183 2.45 27,217,700.00	ASSETS
Pensions & F. L. C. A. 177,705.00	2 Residential 3064 46.03 511,889,900.00	Cash Dec. 31, 1992 6,513,120.00
Employee Fringe Benefits 403,995.00	3 Farm 2 .05 551,300.00	Taxes Receivable 639,030.00
Other Statutory Expenditures 1,000.00	4a Commercial 203 29.42 327,215,900.00	Tax Title Liens 108,609.00
CETA And Other Public Employment Programs	4b Industrial 67 22.05 245,242,300.00	Foreclosed Property 72,900.00
MUNICIPAL FUNCTIONS TOTAL 6,185,946.00	4c Apartments	Emergencies & Other Deferred Charges 24,474.00
CAPITAL IMPROVEMENTS *MEMO* 100,000.00	Total 3519 1,112,117,100.00	State and Federal Aid Receivable 42,029.00
DEBT SERVICE	Land Area 4.00 Sq. Miles	Other Receivables 216,582.00
Principal Payments 425,000.00	Net Valuation Taxable-Municipal 1,116,421,729	Total 7,616,231.00
Interest Payments 493,190.00	Net Valuation Taxable-County 1,095,401,840	LIABILITIES, RESERVES, AND SURPLUS
DEFERRED CHARGES 70,976.00	State Equalized Valuation 1,079,021,579	Cash Liabilities 3,285,908.00
SCHOOL, COUNTY, SPECIAL DISTRICT TAXES 14,446,259.91	State Equalization Ratio 103.48	Reserves for Receivables 1,036,608.00
RESERVE FOR UNCOLLECTED TAXES 1,283,035.00		Surplus Dec. 31, 1992 3,293,715.00
EXPENDITURES TOTAL 22,909,456.81		Total 7,616,231.00

1111
 Population 1980 92,124
 Population 1990 88,675
 S & P Rating A-
 Moody Rating AAA

General Tax Rate Per \$100. 2.74
 State Equalized Tax Rate 2.83

TRENTON CITY - MERCER COUNTY
 Form of Government:
 Mayor-Council Plan C (OMCL 50)
 Number of Members on Governing Body - 7

PER CAPITA:
 Gross Debt 1,716.95
 Net Debt 828.80
 Debt Service 83.38
 Total Tax Levy 647.40
 Municipal Expenditures 1,115.60

PER CENT:
 Gross Debt 8.06
 Net Debt 3.89
 Tax Levy Collected 85.03
 Tax Levy Cancelled, Abated or Adjusted .79

EXPENDITURES		REVENUES-REALIZED		1992 PROPERTY TAX		
GENERAL GOVERNMENT				STATE EQUALIZED TAX RATE 1.13		
Governing Body & Public Boards	503,789.00	1992 Property Taxes Collected	51,285,560.00	Local District School Taxes	22,763,360.00	
Municipal Clerk	288,176.00	1992 Payments in Lieu of Taxes	6,699,909.00	Regional & Consolidated School Tax		
Financial Administration	703,203.00	Delinquent Tax & Lien Collections	5,506,896.00	School Taxes in Municipal Budget	.02 390,387.00	
Assessment of Taxes	493,233.00	Business Personalty Replacement Taxes	3,282,233.00	County Taxes	.50 * 10,054,182.12	
Collection of Taxes	320,798.00	Taxes from Public Utilities	3,979,055.00	County Library Taxes		
Planning, Housing & Development	458,387.00	Other Miscellaneous Tax Revenues		Local Municipal Purpose Taxes	1.19 23,911,032.00	
Human Resources	6,093,347.00	State Aid Revenues	39,639,527.00	Veteran & Senior Citizen Taxes	930,850.00	
Elections	39,450.00	Federal Aid Revenues	1,413,325.00	Total Taxes for Rate Computation	2.83 58,049,811.12	
General Administration (other)	15,744,905.00	State and Local Fiscal Assistance Act Utilized		Special District Taxes		
JUDICIARY		State and Local Fiscal Assistance Act Utilized		Bank Corp. Taxes		
Municipal Courts	1,515,873.00	Sale of Acquired Property		Added and Omitted Taxes	289,475.00	
PUBLIC SAFETY		Other Miscellaneous Revenues	12,379,532.00	Total Taxes Levied - ABSTRACT	57,408,436.12	
Fire Protection	14,796,145.00	Total	124,186,042.00	Total Taxes Billed	60,317,045.00	
Police Protection	18,132,623.00	Prior Years Surplus Appropriated	2,300,000.00	1992 TAXES COLLECTED	51,285,560.00	
Civil Defense & Disaster Control	32,463.00	REVENUES TOTAL	126,486,042.00	1992 Taxes Cancelled, Abated or Adjusted	477,213.00	
Environmental Inspection & Control	1,121,226.00	Reserve For Uncollected Taxes	8,642,867.00	Transfer to Tax Title Liens or Foreclosed		
Other Public Safety	40,421.00	CAPITAL OUTLAY TOTAL	9,388,932.00	Balance Outstanding Dec. 31, 1992	8,554,272.00	
PUBLIC WORKS		Public Enterprises	6,417,737.00	PRIOR YEARS TAXES OUTSTANDING		
Streets and Drainage	2,493,849.00	Recreation-Culture		Balance January 1, 1992	9,562,925.00	
Sewers and Sewage Processing		Public Works		Collected in 1992	4,373,849.00	
Garbage and Trash Disposal	6,708,379.00	Buildings and Grounds	2,971,195.00	Cancelled, Abated or Adjusted 1992	469,680.00	
Public Buildings and Grounds	1,566,228.00	Library and Education		Transfers to Tax Title Liens or Foreclosed	2,217,997.00	
Other Public Works	340,713.00	Conservation		Balance December 31, 1992	2,501,399.00	
HEALTH and WELFARE		All Other		TAX TITLE LIENS OUTSTANDING		
Health Services Except Environmental	2,878,257.00	CAPITAL DEBT AUTHORIZED, DECEMBER 31, 1992		Balance January 1, 1992	4,059,926.00	
Welfare-Public Assistance	1,548,179.00	ISSUED AND UNISSUED	GROSS DEBT	Transfer From Taxes	2,217,997.00	
Hospital, Clinics, First Aid		School	15,938,000	Redeemed in 1992	1,133,047.00	
Animal, Insect, & Rodent Control	155,235.00	Self-Liquidating	61,038,126	Cancelled, Abated or Adjusted (1992)	26,798.00	
Other Welfare Services		Other	75,273,976	Transfers to Foreclosed Property		
RECREATION and CONSERVATION		Total	152,250,102	Balance December 31, 1992	5,118,078.00	
Beaches and Boardwalks		ISSUED AND OUTSTANDING		PROPERTY ACQUIRED BY DEED OR		
Parks, Playgrounds, Shade Trees	881,052.00	School	13,964,000.00	FORECLOSURE		
Land Reclamation & Conservation	45,903.00	Self-Liquidating	49,709,000.00	Balance January 1, 1992	6,614,800.00	
Other Recreational Services	1,016,037.00	Other	63,053,000.00	Transfers From Taxes or Liens		
EDUCATION (excluding schools)		Total	126,726,000.00	Sale for Cash (1992)	201,295.00	
Libraries	1,944,570.00	EQUALIZED VALUATION BASIS		Cancelled, Abated or Adjusted (1992)	4,088.00	
Other Educational Services	416,750.00	FOR NET DEBT COMPUTATION	1,889,098.955	Balance December 31, 1992	6,409,417.00	
STATUTORY EXPENDITURES		REAL PROPERTY VALUATIONS		CURRENT FINANCES DECEMBER 31, 1992		
Pensions & F. L. C. A.	2,552,228.00	Code	Class	# of Parcels	% VAL'N	ASSESSED VALUATION
Employee Fringe Benefits		1	Vacant Land	1379	1.29	26,558,150.00
Other Statutory Expenditures		2	Residential	21405	69.56	1,427,725,740.00
CETA And Other Public Employment Programs		3	Farm			465,214,955.00
MUNICIPAL FUNCTIONS	TOTAL	4a	Commercial	2460	22.66	84,951,640.00
CAPITAL IMPROVEMENTS	*MEMO*	4b	Industrial	132	4.14	48,126,770.00
DEBT SERVICE	265,000.00	4c	Apartments	174	2.34	2,052,577,255.00
Principal Payments	3,195,000.00	Total		2550		
Interest Payments	4,193,880.00	Land Area	7.50 Sq. Miles			
TYPE I SCHL DEBT *MEMO	1,747,073.00	Net Valuation Taxable-Municipal				2,087,367,087
DEFERRED CHARGES	59,595.00	Net Valuation Taxable-County				1,975,870,279
SCHOOL, COUNTY, SPECIAL DISTRICT TAXES	33,207,929.12	State Equalized Valuation				2,020,886,966
RESERVE FOR UNCOLLECTED TAXES	8,642,867.00	State Equalization Ratio				103.37
EXPENDITURES	TOTAL					
	132,133,690.12					

1532

Population 1980 2,472
 Population 1990 3,048
 S & P Rating
 Moody Rating AAA

General Tax Rate Per \$100. 2.16
 State Equalized Tax Rate 2.27

TUCKERTON BOROUGH - OCEAN COUNTY
 Form of Government:
Borough Council
 Number of Members on Governing Body - 6

PER CAPITA:
 Gross Debt 3,590.14 PER CENT:
 Net Debt 1,509.05 Gross Debt 6.14
 Debt Service 130.78 Net Debt 2.58
 Total Tax Levy 1,304.59 Tax Levy Collected 90.37
 Municipal Expenditures 744.53 Tax Levy Cancelled, Abated or Adjusted .57

EXPENDITURES	REVENUES-REALIZED	1992 PROPERTY TAX
GENERAL GOVERNMENT		STATE EQUALIZED TAX RATE
Governing Body & Public Boards	1992 Property Taxes Collected 3,594,759.90	Local District School Taxes .65 1,123,289.00
Municipal Clerk	1992 Payments in Lieu of Taxes	Regional & Consolidated School Tax .59 1,032,582.27
Financial Administration 53,000.00	Delinquent Tax & Lien Collections 346,908.14	School Taxes in Municipal Budget
Assessment of Taxes 23,700.00	Business Personalty Replacement Taxes 17,107.60	County Taxes .43 * 744,774.72
Collection of Taxes 32,693.00	Taxes from Public Utilities 259,307.00	County Library Taxes .03 59,810.27
Planning, Housing & Development 24,400.00	Other Miscellaneous Tax Revenues	Local Municipal Purpose Taxes .57 994,911.11
Human Resources 29,110.98	State Aid Revenues 265,270.33	Veteran & Senior Citizen Taxes 42,300.00
Elections	Federal Aid Revenues	Total Taxes for Rate Computation 2.27 3,997,667.37
General Administration (other) 173,172.81	State and Local Fiscal Assistance Act Utilized	Special District Taxes
JUDICIARY	State and Local Fiscal Assistance Act Utilized	Bank Corp. Taxes
Municipal Courts 53,000.00	Sale of Acquired Property	Added and Omitted Taxes 21,019.35
PUBLIC SAFETY	Other Miscellaneous Revenues 249,599.40	Total Taxes Levied - ABSTRACT 3,976,386.72
Fire Protection 35,537.20	Total 4,732,951.37	Total Taxes Billed 3,977,699.81
Police Protection 291,935.14	Prior Years Surplus Appropriated 269,209.80	1992 TAXES COLLECTED 3,594,759.90
Civil Defense & Disaster Control 1,000.00	REVENUES TOTAL 5,002,161.17	1992 Taxes Cancelled, Abated or Adjusted 22,688.09
Environmental Inspection & Control 29,106.00	Reserve For Uncollected Taxes 356,999.38	Transfer to Tax Title Liens or Foreclosed 34,843.00
Other Public Safety	CAPITAL OUTLAY TOTAL 359,425.47	Balance Outstanding Dec. 31, 1992 325,408.87
PUBLIC WORKS		PRIOR YEARS TAXES OUTSTANDING
Streets and Drainage 167,112.07	Public Enterprises 52,275.83	Balance January 1, 1992 286,782.13
Sewers and Sewage Processing 52,318.00	Recreation-Culture 18,672.15	Collected in 1992 259,241.20
Garbage and Trash Disposal 282,413.17	Public Works 34,512.11	Cancelled, Abated or Adjusted 1992
Public Buildings and Grounds 43,100.00	Buildings and Grounds 253,965.38	Transfers to Tax Title Liens or Foreclosed 253.28
Other Public Works	Library and Education	Balance December 31, 1992 27,287.65
HEALTH and WELFARE	Conservation	TAX TITLE LIENS OUTSTANDING
Health Services Except Environmental 1,647.98	All Other	Balance January 1, 1992 140,126.46
Welfare-Public Assistance 2,852.34		Transfer From Taxes 35,111.36
Hospital, Clinics, First Aid	CAPITAL DEBT AUTHORIZED, DECEMBER 31, 1992	Redeemed in 1992 87,666.94
Animal, Insect, & Radent Control 14,500.00	ISSUED AND UNISSUED GROSS DEBT NET DEBT	Cancelled, Abated or Adjusted (1992)
Other Welfare Services	School 2,813,156	Transfers to Foreclosed Property
RECREATION and CONSERVATION	Self-Liquidating 5,531,921 2,011,930	Balance December 31, 1992 87,570.89
Beaches and Boardwalks	Other 2,597,665 2,587,665	PROPERTY ACQUIRED BY DEED OR FORECLOSURE
Parks, Playgrounds, Shade Trees	Total 10,942,743 4,599,596	Balance January 1, 1992 638,550.00
Land Reclamation & Conservation	ISSUED AND OUTSTANDING	Transfers From Taxes or Liens
Other Recreational Services 4,500.00	School 2,813,156.62	Sale for Cash (1992)
EDUCATION (excluding schools)	Self-Liquidating 1,893,101.00	Cancelled, Abated or Adjusted (1992)
Libraries 2,500.00	Other 2,510,000.00	Balance December 31, 1992 638,550.00
Other Educational Services 845.00	Total 7,216,257.62	CURRENT FINANCES DECEMBER 31, 1992
STATUTORY EXPENDITURES	EQUALIZED VALUATION BASIS FOR NET DEBT COMPUTATION 178,333,972	ASSETS
Pensions & F. L. C. A. 62,921.08	REAL PROPERTY VALUATIONS	Cash Dec. 31, 1992 824,701.89
Employee Fringe Benefits 98,179.26	Code Class # of Parcels % VAL'N ASSESSED VALUATION	Taxes Receivable 352,696.47
Other Statutory Expenditures	1 Vacant Land 409 7.86 14,241,200.00	Tax Title Liens 87,570.89
CETA And Other Public Employment Programs	2 Residential 1512 79.15 143,477,800.00	Foreclosed Property 638,550.00
MUNICIPAL FUNCTIONS TOTAL 1,475,484.03	3 Farm	Emergencies & Other Deferred Charges 2,335.54
CAPITAL IMPROVEMENTS *ME 10* 10,000.00	4a Commercial 90 9.61 17,422,900.00	State and Federal Aid Receivable 300.58
DEBT SERVICE	4b Industrial	Other Receivables 1,890.30
Principal Payments 210,000.00	4c Apartments 2 3.39 6,136,800.00	Total 1,908,045.66
Interest Payments 189,624.10	Total 2013 181,278,700.00	LIABILITIES, RESERVES, AND SURPLUS
DEFERRED CHARGES 37,210.26	Land Area 3.70 Sq. Miles	Cash Liabilities 330,276.10
SCHOOL COUNTY, SPECIAL DISTRICT TAXES 2,960,456.26	Net Valuation Taxable-Municipal 183,010,193	Reserves for Receivables 1,080,707.65
RESERVE FOR UNCOLLECTED TAXES 356,999.38	Net Valuation Taxable-County 185,737,873	Surplus Dec. 31, 1992 497,061.91
EXPENDITURES TOTAL 5,229,774.03	State Equalized Valuation 174,164,386	Total 1,908,045.66
	State Equalization Ratio 105.13	

*Includes County Health Service Taxes, County Vacational School Taxes, or County Open Space Tax. See Table 13.

0910
 Population 1980 55,593
 Population 1990 58,012
 S & P Rating
 Moody Rating BAA

General Tax Rate Per \$100. 3.08
 State Equalized Tax Rate 3.27

UNION CITY CITY - HUDSON COUNTY
 Form of Government:
 Commission (1911)
 Number of Members on Governing Body - 5

PER CAPITA:
 Gross Debt 1,196.32
 Net Debt 712.37
 Debt Service 52.10
 Total Tax Levy 794.35
 Municipal Expenditures 891.00

PER CENT.
 Gross Debt 4.80
 Net Debt 2.86
 Tax Levy Collected 88.63
 Tax Levy Cancelled, Abated or Adjusted 9.94

EXPENDITURES		REVENUES-REALIZED		1992 PROPERTY TAX	
GENERAL GOVERNMENT				STATE EQUALIZED TAX RATE	
Governing Body & Public Boards		1992 Property Taxes Collected	39,139,859.16	Local District School Taxes	1.11 15,650,653.00
Municipal Clerk	181,847.00	1992 Payments in Lieu of Taxes	626,333.19	Regional & Consolidated School Tax	
Financial Administration	624,433.00	Delinquent Tax & Lien Collections	4,608,727.00	School Taxes in Municipal Budget	
Assessment of Taxes	244,092.00	Business Personalty Replacement Taxes	1,163,790.76	County Taxes	.66 9,295,883.61
Collection of Taxes	249,259.00	Taxes from Public Utilities	1,536,381.67	County Library Taxes	
Planning, Housing & Development	115,000.00	Other Miscellaneous Tax Revenues		Local Municipal Purpose Taxes	1.49 21,051,958.45
Human Resources	3,989,271.25	State Aid Revenues	19,690,286.53	Veteran & Senior Citizen Taxes	131,250.00
Elections	24,000.00	Federal Aid Revenues	250,000.00	Total Taxes for Rate Computation	3.26 46,129,745.06
General Administration (other)	3,454,594.00	State and Local Fiscal Assistance Act Utilized		Special District Taxes	
JUDICIARY		Sale of Acquired Property		Bank Corp. Taxes	
Municipal Courts	899,638.08	Other Miscellaneous Revenues	4,735,233.50	Added and Omitted Taxes	83,237.21
PUBLIC SAFETY		Total	71,750,611.86	Total Taxes Levied - ABSTRACT	46,081,732.27
Fire Protection	5,822,725.75	Prior Years Surplus Appropriated		Total Taxes Billed	44,162,813.13
Police Protection	8,184,405.23	REVENUES TOTAL	71,750,611.86	1992 TAXES COLLECTED	39,139,859.16
Civil Defense & Disaster Control		Reserve For Uncollected Taxes	6,284,422.70	1992 Taxes Cancelled, Abated or Adjusted	413,538.24
Environmental Inspection & Control	318,207.00	CAPITAL OUTLAY TOTAL	1,020,968.97	Transfer to Tax Title Liens or Foreclosed	1,666,431.59
Other Public Safety		Public Enterprises		Balance Outstanding Dec. 31, 1992	2,942,984.14
PUBLIC WORKS		Recreation-Culture	3,500.00	PRIOR YEARS TAXES OUTSTANDING	
Streets and Drainage	2,373,456.00	Public Works	76,443.40	Balance January 1, 1992	5,182,952.23
Sewers and Sewage Processing	871,256.00	Buildings and Grounds	941,025.57	Collected in 1992	4,240,202.43
Garbage and Trash Disposal	3,884,000.00	Library and Education		Cancelled, Abated or Adjusted 1992	1,138.21
Public Buildings and Grounds	888,303.00	Conservation		Transfers to Tax Title Liens or Foreclosed	776,643.26
Other Public Works	280,000.00	All Other		Balance December 31, 1992	164,968.33
HEALTH and WELFARE		CAPITAL DEBT AUTHORIZED, DECEMBER 31, 1992		TAX TITLE LIENS OUTSTANDING	
Health Services Except Environmental	1,409,689.20	ISSUED AND UNISSUED		Balance January 1, 1992	1,502,679.31
Welfare-Public Assistance	214,223.00	School	28,075,000	Transfer From Taxes	2,580,694.56
Hospital, Clinics, First Aid		Self-Liquidating		Redeemed in 1992	368,524.57
Animal, Insect, & Rodent Control		Other	41,326,000	Cancelled, Abated or Adjusted (1992)	
Other Welfare Services		Total	69,401,000	Transfers to Foreclosed Property	
RECREATION and CONSERVATION		ISSUED AND OUTSTANDING		Balance December 31, 1992	3,714,849.30
Beaches and Boardwalks		School		PROPERTY ACQUIRED BY DEED OR FORECLOSURE	
Parks, Playgrounds, Shade Trees	414,376.00	Self-Liquidating		Balance January 1, 1992	177,950.00
Land Reclamation & Conservation	212,368.00	Other		Transfers From Taxes or Liens	
Other Recreational Services	181,000.00	Total		Sale for Cash (1992)	
EDUCATION (excluding schools)		EQUALIZED VALUATION BASIS FOR NET DEBT COMPUTATION		Cancelled, Abated or Adjusted (1992)	
Libraries	600,000.00	REAL PROPERTY VALUATIONS		Balance December 31, 1992	177,950.00
Other Educational Services		Code Class # of Parcels % VAL'N ASSESSED VALUATION		CURRENT FINANCES DECEMBER 31, 1992	
STATUTORY EXPENDITURES		1 Vacant Land 312 1.22 17,955,900.00		ASSETS	
Pensions & F. L. C. A.	3,878,305.00	2 Residential 4773 43.36 636,012,200.00		Cash Dec. 31, 1992	10,791,682.68
Employee Fringe Benefits	4,901,000.00	3 Farm 450,149,300.00		Taxes Receivable	3,107,952.47
Other Statutory Expenditures		4a Commercial 148 4.34 71,000,200.00		Tax Title Liens	3,714,849.30
CETA And Other Public Employment Programs		4c Apartments 742 19.89 291,700,100.00		Foreclosed Property	177,950.00
MUNICIPAL FUNCTIONS TOTAL	44,215,448.51	Total 7390 1,466,817,700.00		Emergencies & Other Deferred Charges	554,200.00
CAPITAL IMPROVEMENTS *MEMO*		Land Area 1.40 Sq. Miles		State and Federal Aid Receivable	3,337.54
DEBT SERVICE		Net Valuation Taxable-Municipal	1,494,474,839	Other Receivables	2,177,987.55
Principal Payments	1,103,000.00	Net Valuation Taxable-County	1,504,016,491	Total	20,527,959.54
Interest Payments	1,922,576.83	State Equalized Valuation	1,410,273,552	LIABILITIES, RESERVES, AND SURPLUS	
TYPE I SCHL DEBT *MEMO	109,579.00	State Equalization Ratio	106.09	Cash Liabilities	10,489,578.74
DEFERRED CHARGES	166,400.00			Reserves for Receivables	9,173,739.32
SCHOOL, COUNTY, SPECIAL DISTRICT TAXES	24,946,536.61			Surplus Dec. 31, 1992	859,641.48
RESERVE FOR UNCOLLECTED TAXES	6,284,422.70			Total	20,527,959.54
EXPENDITURES TOTAL	76,635,334.65				

1025

Population 1980 3,971
 Population 1990 5,078
 S & P Rating
 Moody Rating

General Tax Rate Per \$100. 1.56
 State Equalized Tax Rate 1.45

UNION TOWNSHIP - HUNTERDON COUNTY

Form of Government:

Township Committee

Number of Members on Governing Body - 3

PER CAPITA:

Gross Debt 137.24
 Net Debt
 Debt Service
 Total Tax Levy 1,083.10
 Municipal Expenditures 300.97

PER CENT:

Gross Debt .19
 Net Debt
 Tax Levy Collected 92.94
 Tax Levy Cancelled, Abated or Adjusted .12

EXPENDITURES		REVENUES-REALIZED			1992 PROPERTY TAX	
GENERAL GOVERNMENT					STATE EQUALIZED TAX RATE	
Governing Body & Public Boards		1992 Property Taxes Collected	5,125,291.24	Local District School Taxes	.77	2,915,484.00
Municipal Clerk		1992 Payments in Lieu of Taxes		Regional & Consolidated School Tax	.38	1,442,549.84
Financial Administration	37,956.00	Delinquent Tax & Lien Collections	315,563.31	School Taxes in Municipal Budget		
Assessment of Taxes	43,700.00	Business Personalty Replacement Taxes	49,485.36	County Taxes	.27	1,026,391.55
Collection of Taxes	24,410.00	Taxes from Public Utilities	187,169.00	County Library Taxes	.02	86,942.95
Planning, Housing & Development	60,894.00	Other Miscellaneous Tax Revenues		Local Municipal Purpose Taxes		
Human Resources	8,191.74	State Aid Revenues	126,197.74	Veteran & Senior Citizen Taxes		18,750.00
Elections		Federal Aid Revenues		Total Taxes for Rate Computation	1.44	5,490,118.34
General Administration (other)	207,484.00	State and Local Fiscal Assistance Act Utilized		Special District Taxes		
JUDICIARY		Sale of Acquired Property		Bank Corp. Taxes		
Municipal Courts	65,935.00	Other Miscellaneous Revenues	595,981.99	Added and Omitted Taxes		28,588.40
PUBLIC SAFETY		Total	6,399,687.64	Total Taxes Levied - ABSTRACT		5,499,956.74
Fire Protection	57,661.00	Prior Years Surplus Appropriated	614,462.64	Total Taxes Billed		5,514,417.99
Police Protection	38,750.00	REVENUES TOTAL	7,014,150.28	1992 TAXES COLLECTED		5,125,291.24
Civil Defense & Disaster Control	3,650.00	Reserve For Uncollected Taxes	486,000.00	1992 Taxes Cancelled, Abated or Adjusted		6,525.50
Environmental Inspection & Control	49,390.00	CAPITAL OUTLAY TOTAL	18,016.89	Transfer to Tax Title Liens or Foreclosed		77,948.51
Other Public Safety		Public Enterprises		Balance Outstanding Dec. 31, 1992		304,652.74
PUBLIC WORKS		Recreation-Culture		PRIOR YEARS TAXES OUTSTANDING		
Streets and Drainage	191,850.00	Public Works	17,591.59	Balance January 1, 1992		197,090.54
Sewers and Sewage Processing	63,200.00	Buildings and Grounds	425.30	Collected in 1992		190,895.99
Garbage and Trash Disposal	20,000.00	Library and Education		Cancelled, Abated or Adjusted 1992		1,777.08
Public Buildings and Grounds	22,860.00	Conservation		Transfers to Tax Title Liens or Foreclosed		16.83
Other Public Works		All Other		Balance December 31, 1992		4,400.64
HEALTH and WELFARE		CAPITAL DEBT AUTHORIZED, DECEMBER 31, 1992		TAX TITLE LIENS OUTSTANDING		
Health Services Except Environmental	2,000.00	ISSUED AND UNISSUED		Balance January 1, 1992		181,235.07
Welfare-Public Assistance	7,800.00	School	696,912	Transfer From Taxes		91,225.74
Hospital, Clinics, First Aid		Self-Liquidating		Redeemed in 1992		124,667.32
Animal, Insect, & Rodent Control	8,900.00	Other		Cancelled, Abated or Adjusted (1992)		1,956.22
Other Welfare Services		Total	696,912	Transfers to Foreclosed Property		
RECREATION and CONSERVATION		ISSUED AND OUTSTANDING		Balance December 31, 1992		145,837.27
Beaches and Boardwalks		School	696,912.56	PROPERTY ACQUIRED BY DEED OR FORECLOSURE		
Parks, Playgrounds, Shade Trees		Self-Liquidating		Balance January 1, 1992		
Land Reclamation & Conservation	10,500.00	Other		Transfers From Taxes or Liens		
Other Recreational Services	15,500.00	Total	696,912.56	Sale for Cash (1992)		
EDUCATION (excluding schools)		EQUALIZED VALUATION BASIS		Cancelled, Abated or Adjusted (1992)		
Libraries		FOR NET DEBT COMPUTATION	369,266.972	Balance December 31, 1992		
Other Educational Services		REAL PROPERTY VALUATIONS		CURRENT FINANCES DECEMBER 31, 1992		
STATUTORY EXPENDITURES		Code Class # of Parcels % VAL'N		ASSETS		
Pensions & F. L. C. A.	38,250.00	1 Vacant Land 128 3.44	12,050,600.00	Cash Dec. 31, 1992		3,381,108.73
Employee Fringe Benefits	44,900.00	2 Residential 1344 66.06	231,206,400.00	Taxes Receivable		309,053.38
Other Statutory Expenditures	6,600.00	3 Farm 261 5.70	19,961,555.00	Tax Title Liens		145,837.27
CETA And Other Public Employment Programs		4a Commercial 63 21.71	75,978,809.00	Foreclosed Property		
MUNICIPAL FUNCTIONS TOTAL	1,030,331.74	4b Industrial 8 3.04	10,625,700.00	Emergencies & Other Deferred Charges		6,420.00
CAPITAL IMPROVEMENTS *MEMO*	75,000.00	4c Apartments 1 .05	164,700.00	State and Federal Aid Receivable		89,500.00
DEBT SERVICE		Total 1805	349,987,755.00	Other Receivables		2,967.74
Principal Payments		Land Area 18.10 Sq. Miles		Total		3,934,887.12
Interest Payments		Net Valuation Taxable-Municipal	351,655,743	LIABILITIES, RESERVES, AND SURPLUS		
DEFERRED CHARGES	11,940.00	Net Valuation Taxable-County	333,661,687	Cash Liabilities		1,185,641.04
SCHOOL COUNTY, SPECIAL DISTRICT TAXES	5,471,368.34	State Equalized Valuation	377,030,231	Reserves for Receivables		457,358.39
RESERVE FOR UNCOLLECTED TAXES	486,000.00	State Equalization Ratio	93.24	Surplus Dec. 31, 1992		2,291,387.69
EXPENDITURES TOTAL	6,999,690.08			Total		3,934,887.12

2019
 Population 1980 50,184
 Population 1990 50,024
 S & P Rating
 Moody Rating AA

General Tax Rate Per \$100. 7.21
 State Equalized Tax Rate 2.17

UNION TOWNSHIP - UNION COUNTY
 Form of Government:
 Township Committee
 Number of Members on Governing Body - 5

PER CAPITA:
 Gross Debt 397.55
 Net Debt 280.91
 Debt Service 46.32
 Total Tax Levy 1,482.93
 Municipal Expenditures 785.70
 PER CENT:
 Gross Debt .56
 Net Debt .43
 Tax Levy Collected 97.15
 Tax Levy Cancelled, Abated or Adjusted .24

EXPENDITURES		REVENUES-REALIZED		1992 PROPERTY TAX	
GENERAL GOVERNMENT				STATE EQUALIZED TAX RATE	
Governing Body & Public Boards		1992 Property Taxes Collected	72,089,882.20	Local District School Taxes	1.09 37,319,846.00
Municipal Clerk		1992 Payments in Lieu of Taxes	113,262.71	Regional & Consolidated School Tax	
Financial Administration	23,000.00	Delinquent Tax & Lien Collections	1,815,335.71	Schaal Taxes in Municipal Budget	
Assessment of Taxes	229,499.00	Business Personalty Replacement Taxes	1,419,561.84	County Taxes	.44 14,920,032.97
Collection of Taxes	8,733,230.00	Taxes from Public Utilities	3,592,447.00	County Library Taxes	
Planning, Housing & Development	120,850.00	Other Miscellaneous Tax Revenues		Local Municipal Purpose Taxes	.64 21,855,423.16
Human Resources	425,065.03	State Aid Revenues	2,585,093.97	Veteran & Senior Citizen Taxes	640,550.00
Elections	23,000.00	Federal Aid Revenues		Total Taxes for Rate Computation	2.17 74,735,852.13
General Administration (other)	2,735,234.00	State and Local Fiscal Assistance Act Utilized		Special District Taxes	
JUDICIARY		Sale of Acquired Property		Bank Corp. Taxes	
Municipal Courts	301,864.00	Other Miscellaneous Revenues	3,426,418.13	Added and Omitted Taxes	86,884.94
PUBLIC SAFETY		Total	85,042,007.56	Total Taxes Levied - ABSTRACT	74,182,187.07
Fire Protection	6,222,711.00	Prior Years Surplus Appropriated	7,500,000.00	Total Taxes Billed	74,201,918.87
Police Protection	151,694.00	REVENUES TOTAL	92,542,007.56	1992 TAXES COLLECTED	72,089,882.20
Civil Defense & Disaster Control	14,121.00	Reserve For Uncollected Taxes	2,235,000.00	1992 Taxes Cancelled, Abated or Adjusted	179,944.53
Environmental Inspection & Control	279,266.00	CAPITAL OUTLAY TOTAL	1,976,364.65	Transfer to Tax Title Liens or Foreclosed	19,084.87
Other Public Safety		Public Enterprises		Balance Outstanding Dec. 31, 1992	1,913,007.22
PUBLIC WORKS		Recreation-Culture	3,540.00	PRIOR YEARS TAXES OUTSTANDING	
Streets and Drainage	853,031.00	Public Works	246,522.24	Balance January 1, 1992	1,999,777.86
Sewers and Sewage Processing		Buildings and Grounds	1,621,788.16	Collected in 1992	1,791,715.24
Garbage and Trash Disposal	5,742,198.00	Library and Education	4,514.25	Cancelled, Abated or Adjusted 1992	10,021.16
Public Buildings and Grounds	239,300.00	Conservation		Transfers to Tax Title Liens or Foreclosed	22,260.29
Other Public Works	1,425,452.00	All Other		Balance December 31, 1992	75,781.17
HEALTH and WELFARE		CAPITAL DEBT AUTHORIZED, DECEMBER 31, 1992		TAX TITLE LIENS OUTSTANDING	
Health Services Except Environmental	532,782.00	ISSUED AND UNISSUED		Balance January 1, 1992	70,649.29
Welfare-Public Assistance	78,555.00	School	5,835,000	Transfer From Taxes	45,422.95
Hospital, Clinics, First Aid		Self-Liquidating	42,057	Redeemed in 1992	23,621.47
Animal, Insect, & Rodent Control	43,765.00	Other	14,010,150	Cancelled, Abated or Adjusted (1992)	
Other Welfare Services		Total	19,887,208	Transfers to Foreclosed Property	
RECREATION and CONSERVATION		ISSUED AND OUTSTANDING		Balance December 31, 1992	92,450.78
Beaches and Boardwalks		School	5,835,000.00	PROPERTY ACQUIRED BY DEED OR FORECLOSURE	
Parks, Playgrounds, Shade Trees	132,000.00	Self-Liquidating	7,641,900.00	Balance January 1, 1992	440,240.00
Land Reclamation & Conservation	60,567.95	Other	13,476,900.00	Transfers From Taxes or Liens	
Other Recreational Services	342,340.00	Total		Sale for Cash (1992)	
EDUCATION (excluding schools)		EQUALIZED VALUATION BASIS		Cancelled, Abated or Adjusted (1992)	
Libraries	1,291,778.00	FOR NET DEBT COMPUTATION	3,551,756.004	Balance December 31, 1992	440,240.00
Other Educational Services		REAL PROPERTY VALUATIONS		CURRENT FINANCES DECEMBER 31, 1992	
STATUTORY EXPENDITURES		Code Class # of Parcels % VAL'N	ASSESSED VALUATION	ASSETS	
Pensions & F. L. C. A.	632,245.00	1 Vacant Land 739 1.16	11,809,600.00	Cash Dec. 31, 1992	15,238,902.57
Employee Fringe Benefits	4,225,069.00	2 Residential 15546 69.00	704,763,800.00	Taxes Receivable	1,988,788.39
Other Statutory Expenditures		3 Farm 1	3,200.00	Tax Title Liens	92,450.78
CETA And Other Public Employment Programs		4a Commercial 727 16.67	170,290,000.00	Foreclosed Property	440,240.00
MUNICIPAL FUNCTIONS TOTAL	34,851,716.98	4b Industrial 252 11.56	118,057,900.00	Emergencies & Other Deferred Charges	
CAPITAL IMPROVEMENTS *MEMO*	172,500.00	4c Apartments 46 1.61	16,406,200.00	State and Federal Aid Receivable	153,999.77
DEBT SERVICE		Total	1,021,330,700.00	Other Receivables	1,219,278.12
Principal Payments	1,632,000.00	Land Area 9.00 Sq. Miles		Total	19,133,559.63
Interest Payments	585,283.69	Net Valuation Taxable-Municipal	1,027,947,766	LIABILITIES, RESERVES, AND SURPLUS	
DEFERRED CHARGES		Net Valuation Taxable-County	3,529,569,416	Cash Liabilities	6,474,379.54
SCHOOL COUNTY, SPECIAL DISTRICT TAXES	52,239,879.97	State Equalized Valuation	3,398,615,405	Reserves for Receivables	3,740,757.29
RESERVE FOR UNCOLLECTED TAXES	2,235,000.00	State Equalization Ratio	30.11	Surplus Dec. 31, 1992	8,918,422.80
EXPENDITURES TOTAL	91,543,879.64			Total	19,133,559.63

1350

Population 1980 6,354
 Population 1990 6,156
 S & P Rating
 Moody Rating BAA1

General Tax Rate Per \$100. 2.06
 State Equalized Tax Rate 2.26

UNION BEACH BORO. - MONMOUTH COUNTY
 Form of Government:
Borough Council
 Number of Members on Governing Body - 6

PER CAPITA: Gross Debt 1,275.83 Net Debt 1,275.83 Debt Service 69.21 Total Tax Levy 989.54 Municipal Expenditures 783.34
 PER CENT: Gross Debt 2.83 Net Debt 2.83 Tax Levy Collected 94.28 Tax Levy Cancelled, Abated or Adjusted .07

EXPENDITURES		REVENUES-REALIZED			1992 PROPERTY TAX	
					STATE EQUALIZED TAX RATE	
GENERAL GOVERNMENT					1.03	
Governing Body & Public Boards	13,300.00	1992 Property Taxes Collected	5,725,582.41	Local District School Taxes		2,767,704.00
Municipal Clerk	45,346.34	1992 Payments in Lieu of Taxes		Regional & Consolidated School Tax		
Financial Administration	69,218.23	Delinquent Tax & Lien Collections	769,497.56	School Taxes in Municipal Budget		
Assessment of Taxes	15,795.65	Business Personalty Replacement Taxes	86,819.48	County Taxes	.46 *	1,235,909.04
Collection of Taxes	47,037.89	Taxes from Public Utilities	329,332.00	County Library Taxes	.02	47,530.78
Planning, Housing & Development	18,309.17	Other Miscellaneous Tax Revenues		Local Municipal Purpose Taxes	.75	2,029,471.00
Human Resources	225,519.07	State Aid Revenues	640,006.63	Veteran & Senior Citizen Taxes		77,400.00
Elections	2,300.69	Federal Aid Revenues		Total Taxes for Rate Computation	2.26	6,158,014.82
General Administration (other)	225,116.58	State and Local Fiscal Assistance Act Utilized		Special District Taxes		
JUDICIARY		Sale of Acquired Property	17,510.57	Bank Corp. Taxes		
Municipal Courts	34,745.00	Other Miscellaneous Revenues	1,252,989.10	Added and Omitted Taxes		10,978.98
PUBLIC SAFETY			8,821,737.75	Total Taxes Levied - ABSTRACT		6,091,593.80
Fire Protection	125,756.18	Prior Years Surplus Appropriated	557,509.24	Total Taxes Billed		6,073,146.33
Police Protection	938,856.47	REVENUES TOTAL	9,379,246.99	1992 TAXES COLLECTED		5,725,582.41
Civil Defense & Disaster Control	3,750.00	Reserve For Uncollected Taxes	409,438.00	1992 Taxes Cancelled, Abated or Adjusted		4,071.47
Environmental Inspection & Control	41,158.00	CAPITAL OUTLAY	TOTAL	Transfer to Tax Title Liens or Foreclosed		62,040.64
Other Public Safety			403,765.33	Balance Outstanding Dec. 31, 1992		231,451.81
PUBLIC WORKS		Public Enterprises	75,126.18	PRIOR YEARS TAXES OUTSTANDING		
Streets and Drainage	248,715.14	Recreation-Culture	1,253.75	Balance January 1, 1992		820,169.77
Sewers and Sewage Processing	857,421.79	Public Works	320,162.92	Collected in 1992		592,155.83
Garbage and Trash Disposal	488,694.54	Buildings and Grounds	7,222.48	Cancelled, Abated or Adjusted 1992		
Public Buildings and Grounds	74,958.95	Library and Education		Transfers to Tax Title Liens or Foreclosed		
Other Public Works		Conservation		Balance December 31, 1992		228,013.94
HEALTH and WELFARE		All Other		TAX TITLE LIENS OUTSTANDING		
Health Services Except Environmental	60,531.60			Balance January 1, 1992		127,712.12
Welfare-Public Assistance	5,193.63	CAPITAL DEBT AUTHORIZED, DECEMBER 31, 1992		Transfer From Taxes		62,040.64
Hospital, Clinics, First Aid		ISSUED AND UNISSUED		Redeemed in 1992		177,341.73
Animal, Insect, & Rodent Control	200.00	School		Cancelled, Abated or Adjusted (1992)		
Other Welfare Services		Self-Liquidating		Transfers to Foreclosed Property		
RECREATION and CONSERVATION		Other	7,854,000	Balance December 31, 1992		12,411.03
Beaches and Boardwalks		Total	7,854,000	PROPERTY ACQUIRED BY DEED OR FORECLOSURE		
Parks, Playgrounds, Shade Trees		ISSUED AND OUTSTANDING		Balance January 1, 1992		2,332,810.57
Land Reclamation & Conservation	32,711.99	School		Transfers From Taxes or Liens		
Other Recreational Services	31,262.53	Self-Liquidating		Sale for Cash (1992)		
EDUCATION (excluding schools)		Other	4,854,000.00	Cancelled, Abated or Adjusted (1992)		56,210.57
Libraries	21,000.00	Total	4,854,000.00	Balance December 31, 1992		2,276,600.00
Other Educational Services	85.24	EQUALIZED VALUATION BASIS		CURRENT FINANCES DECEMBER 31, 1992		
STATUTORY EXPENDITURES		FOR NET DEBT COMPUTATION		ASSETS		
Pensions & F. L. C. A.	148,302.62	REAL PROPERTY VALUATIONS		Cash Dec. 31, 1992		1,757,178.84
Employee Fringe Benefits	190,513.29	Code Class # of Parcels % VAL'N		Taxes Receivable		509,465.75
Other Statutory Expenditures		1 Vacant Land 189 2.47		Tax Title Liens		12,411.03
CETA And Other Public Employment Programs		2 Residential 2031 79.02		Foreclosed Property		2,276,600.00
MUNICIPAL FUNCTIONS	TOTAL	3 Farm		Emergencies & Other Deferred Charges		47,830.47
CAPITAL IMPROVEMENTS	20,000.00	4a Commercial 43 3.60		State and Federal Aid Receivable		163,533.95
DEBT SERVICE		4b Industrial 8 14.92		Other Receivables		471,888.83
Principal Payments	142,400.00	4c Apartments		Total		5,238,908.37
Interest Payments	293,654.22	Total 2271		LIABILITIES, RESERVES, AND SURPLUS		
DEFERRED CHARGES		Land Area 1.80 Sq. Miles		Cash Liabilities		709,648.19
SCHOOL, COUNTY, SPECIAL DISTRICT TAXES	4,051,143.82	Net Valuation Taxable-Municipal		Reserves for Receivables		3,307,165.61
RESERVE FOR UNCOLLECTED TAXES	409,433.00	Net Valuation Taxable-County		Surplus Dec. 31, 1992		1,222,095.07
EXPENDITURES	TOTAL	State Equalized Valuation		Total		5,238,908.87
	8,873,386.30	State Equalization Ratio				

0511
 Population 1980 6,713
 Population 1990 10,681
 S & P Rating
 Moody Rating

General Tax Rate Per \$100. 1.17
 State Equalized Tax Rate 1.17

UPPER TOWNSHIP - CAPE MAY COUNTY
 Form of Government:
 Township Committee
 Number of Members on Governing Body - 3

PER CAPITA: Grass Debt 689.19 Net Debt 28.30 Debt Service Total Tax Levy 898.22 Municipal Expenditures 608.81
 PER CENT: Grass Debt 1.00 Net Debt .04 Tax Levy Collected 93.33 Tax Levy Cancelled, Abated or Adjusted .24

EXPENDITURES		REVENUES-REALIZED		1992 PROPERTY TAX	
GENERAL GOVERNMENT		1992 Property Taxes Collected		STATE EQUALIZED TAX RATE	
Governing Body & Public Boards		1992 Payments in Lieu of Taxes	8,779,316.07	Local District School Taxes	.77
Municipal Clerk		Delinquent Tax & Lien Collections	351,933.49	Regional & Consolidated School Tax	
Financial Administration	81,000.00	Business Personalty Replocement Taxes	9,435.44	School Taxes in Municipal Budget	
Assessment of Taxes	290,779.00	Taxes from Public Utilities	4,849,501.00	County Taxes	.40 *
Collection of Taxes	119,300.00	Other Miscellaneous Tax Revenues		County Library Taxes	.03
Planning, Housing & Development	50,180.00	State Aid Revenues	276,698.11	Local Municipal Purpose Taxes	
Human Resources	31,712.00	Federal Aid Revenues		Veteran & Senior Citizen Taxes	
Elections		State and Local Fiscal Assistance Act Utilized		Total Taxes for Rate Computation	1.20
General Administration (other)	666,305.00	Sale of Acquired Property		Special District Taxes	
JUDICIARY		Other Miscellaneous Revenues	675,663.36	Bank Corp. Taxes	
Municipal Courts	142,207.11	Total	14,942,548.47	Added and Omitted Taxes	43,613.02
PUBLIC SAFETY		Prior Years Surplus Appropriated	1,616,153.15	Total Taxes Levied - ABSTRACT	9,593,919.21
Fire Protection	40,000.00	REVENUES TOTAL	16,558,701.62	Total Taxes Billed	9,406,801.15
Police Protection	248,700.00	Reserve For Uncollected Taxes	739,800.00	1992 TAXES COLLECTED	8,779,316.07
Civil Defense & Disaster Control	44,120.00	CAPITAL OUTLAY TOTAL	20,346.98	1992 Taxes Cancelled, Abated or Adjusted	22,902.26
Environmental Inspection & Control	106,000.00	Public Enterprises		Transfer to Tax Title Liens or Foreclosed	98,321.92
Other Public Safety		Recreation-Culture	20,346.98	Balance Outstanding Dec. 31, 1992	506,260.90
PUBLIC WORKS		Public Works		PRIOR YEARS TAXES OUTSTANDING	
Streets and Drainage	509,400.00	Buildings and Grounds		Balance January 1, 1992	398,075.59
Sewers and Sewage Processing		Library and Education		Collected in 1992	320,047.47
Garbage and Trash Disposal	685,000.00	Conservation		Cancelled, Abated or Adjusted 1992	640.32
Public Buildings and Grounds	122,450.00	All Other		Transfers to Tax Title Liens or Foreclosed	70,731.09
Other Public Works		CAPITAL DEBT AUTHORIZED, DECEMBER 31, 1992		Balance December 31, 1992	6,656.71
HEALTH and WELFARE		ISSUED AND UNISSUED		TAX TITLE LIENS OUTSTANDING	
Health Services Except Environmental	2,200.00	School	7,059,000	Balance January 1, 1992	92,953.81
Welfare-Public Assistance	4,000.00	Self-Liquidating		Transfer From Taxes	176,853.69
Hospital, Clinics, First Aid		Other	302,250	Redeemed in 1992	31,886.02
Animal, Insect, & Radent Control	33,000.00	Total	7,361,250	Cancelled, Abated or Adjusted (1992)	498.55
Other Welfare Services		ISSUED AND OUTSTANDING		Transfers to Foreclosed Property	
RECREATION and CONSERVATION		School	7,059,000.00	Balance December 31, 1992	237,422.93
Beaches and Boardwalks	134,000.00	Self-Liquidating		PROPERTY ACQUIRED BY DEED OR FORECLOSURE	
Parks, Playgrounds, Shade Trees		Other		Balance January 1, 1992	1,683,304.00
Land Reclamation & Conservation	249,000.00	Total	7,059,000.00	Transfers From Taxes or Liens	
Other Recreational Services	369,300.00	EQUALIZED VALUATION BASIS FOR NET DEBT COMPUTATION	733,828,155	Sale for Cash (1992)	
EDUCATION (excluding schools)		REAL PROPERTY VALUATIONS		Cancelled, Abated or Adjusted (1992)	
Libraries		Code Class # of Parcels % VAL'N ASSESSED VALUATION		Balance December 31, 1992	1,683,304.00
Other Educational Services	1,200,000.00	1 Vacant Land 2802 10.67 78,189,900.00		CURRENT FINANCES DECEMBER 31, 1992	
STATUTORY EXPENDITURES		2 Residential 3961 76.13 557,948,800.00		ASSETS	
Pensions & F. L. C. A.	216,716.59	3 Farm 102 .64 4,734,600.00		Cash Dec. 31, 1992	7,065,648.56
Employee Fringe Benefits	417,500.00	4a Commercial 229 11.32 80,767,500.00		Taxes Receivable	512,917.61
Other Statutory Expenditures		4b Industrial 1 1.51 11,101,800.00		Tax Title Liens	237,422.93
CETA And Other Public Employment Programs		4c Apartments 1 .32 157,400.00		Foreclosed Property	1,683,304.00
MUNICIPAL FUNCTIONS TOTAL	5,762,869.70	Total 7096 732,900,000.00		Emergencies & Other Deferred Charges	818.94
CAPITAL IMPROVEMENTS *MEMO*	25,000.00	Land Area 63.70 Sq. Miles		State and Federal Aid Receivable	1,933.77
DEBT SERVICE		Net Valuation Taxable-Municipal	746,857,717	Other Receivables	7,399.30
Principal Payments		Net Valuation Taxable-County	751,368,289	Total	9,509,445.61
Interest Payments		State Equalized Valuation	744,884,215	LIABILITIES, RESERVES, AND SURPLUS	
DEFERRED CHARGES		State Equalization Ratio	103.27	Cash Liabilities	2,622,146.69
SCHOOL, COUNTY, SPECIAL DISTRICT TAXES	9,550,306.19			Reserves for Receivables	2,641,044.34
RESERVE FOR UNCOLLECTED TAXES	739,800.00			Surplus Dec. 31, 1992	4,446,254.59
EXPENDITURES TOTAL	16,052,975.89			Total	9,509,445.61

0613
 Population 1980 6,810
 Population 1990 6,927
 S & P Rating
 Moody Rating

General Tax Rate Per \$100. 3.06
 State Equalized Tax Rate 1.80

UPPER DEERFIELD TWP. - CUMB. CO.
 Form of Government:
 Township Committee
 Number of Members on Governing Body - 5

PER CAPITA:
 Gross Debt 865.47 PER CENT: 2.11
 Net Debt 114.94 Net Debt .28
 Debt Service 8.57 Tax Levy Collected 93.17
 Total Tax Levy 841.68 Tax Levy Cancelled, Abated
 Municipal Expenditures 425.13 or Adjusted

EXPENDITURES		REVENUES-REALIZED		1992 PROPERTY TAX	
GENERAL GOVERNMENT				STATE EQUALIZED TAX RATE	
Governing Body & Public Boards	55,450.00	1992 Property Taxes Collected	5,226,733.14	Local District School Taxes	.61 1,916,820.00
Municipal Clerk		1992 Payments in Lieu of Taxes		Regional & Consolidated School Tax	.29 903,765.63
Financial Administration	267,966.28	Delinquent Tax & Lien Collections	363,230.81	School Taxes in Municipal Budget	
Assessment of Taxes	37,469.07	Business Personalty Replacement Taxes	109,659.16	County Taxes	.95 * 2,969,257.74
Collection of Taxes	33,533.23	Taxes from Public Utilities	997,540.00	County Library Taxes	
Planning, Housing & Development	393,513.15	Other Miscellaneous Tax Revenues		Local Municipal Purpose Taxes	
Human Resources	48,492.00	State Aid Revenues	562,642.78	Veteran & Senior Citizen Taxes	85,800.00
Elections		Federal Aid Revenues		Total Taxes for Rate Computation	1.85 5,875,643.37
General Administration (other)	322,511.74	State and Local Fiscal Assistance Act Utilized		Special District Taxes	
JUDICIARY		State and Local Fiscal Assistance Act Utilized		Bank Corp. Taxes	
Municipal Courts	75,909.00	Sale of Acquired Property		Added and Omitted Taxes	40,460.67
PUBLIC SAFETY		Other Miscellaneous Revenues	483,234.78	Total Taxes Levied - ABSTRACT	5,830,304.04
Fire Protection	88,854.49	Total	7,743,040.67	Total Taxes Billed	5,609,818.04
Police Protection	81,500.00	Prior Years Surplus Appropriated	1,280,611.36	1992 TAXES COLLECTED	5,226,733.14
Civil Defense & Disaster Control	4,975.69	REVENUES TOTAL	9,023,652.03	1992 Taxes Cancelled, Abated or Adjusted	
Environmental Inspection & Control	86,122.89	Reserve For Uncollected Taxes	402,500.00	Transfer to Tax Title Liens or Foreclosed	34,061.58
Other Public Safety		CAPITAL OUTLAY TOTAL	83,561.70	Balance Outstanding Dec. 31, 1992	349,023.32
PUBLIC WORKS		Public Enterprises	61,783.51	PRIOR YEARS TAXES OUTSTANDING	
Streets and Drainage	232,369.26	Recreation-Culture		Balance January 1, 1992	318,176.79
Sewers and Sewage Processing	258,600.33	Public Works		Collected in 1992	302,478.73
Garbage and Trash Disposal	2,000.00	Buildings and Grounds	21,778.19	Cancelled, Abated or Adjusted 1992	
Public Buildings and Grounds	109,039.58	Library and Education		Transfers to Tax Title Liens or Foreclosed	14,253.65
Other Public Works	11,500.00	Conservation		Balance December 31, 1992	1,444.41
HEALTH and WELFARE		All Other		TAX TITLE LIENS OUTSTANDING	
Health Services Except Environmental	1,885.00	CAPITAL DEBT AUTHORIZED, DECEMBER 31, 1992		Balance January 1, 1992	136,108.50
Welfare-Public Assistance	3,350.00	ISSUED AND UNISSUED		Transfer From Taxes	51,803.13
Hospital, Clinics, First Aid		School	2,448,893	Redeemed in 1992	60,752.08
Animal, Insect, & Rodent Control	12,150.00	Self-Liquidating	2,750,000	Cancelled, Abated or Adjusted (1992)	
Other Welfare Services		Other	796,211	Transfers to Foreclosed Property	
RECREATION and CONSERVATION		Total	5,995,104	Balance December 31, 1992	127,159.55
Beaches and Boardwalks		ISSUED AND OUTSTANDING		PROPERTY ACQUIRED BY DEED OR FORECLOSURE	
Parks, Playgrounds, Shade Trees		School	2,448,893.06	Balance January 1, 1992	14,400.00
Land Reclamation & Conservation		Self-Liquidating	2,700,000.00	Transfers From Taxes or Liens	
Other Recreational Services	51,784.00	Other	577,599.30	Sale for Cash (1992)	
EDUCATION (excluding schools)		Total	5,726,492.36	Cancelled, Abated or Adjusted (1992)	
Libraries		EQUALIZED VALUATION BASIS		Balance December 31, 1992	14,400.00
Other Educational Services	54,965.00	FOR NET DEBT COMPUTATION	284,117,484	CURRENT FINANCES DECEMBER 31, 1992	
STATUTORY EXPENDITURES		REAL PROPERTY VALUATIONS		ASSETS	
Pensions & F. I. C. A.	45,000.00	Code Class # of Parcels % VAL'N ASSESSED VALUATION		Cash Dec. 31, 1992	3,332,607.30
Employee Fringe Benefits	153,000.00	1 Vacant Land 485 3.04 5,520,500.00		Taxes Receivable	350,467.73
Other Statutory Expenditures	2,800.00	2 Residential 2079 63.70 115,779,200.00		Tax Title Liens	127,159.55
CETA And Other Public Employment Programs		3 Farm 581 8.21 14,924,500.00		Foreclosed Property	14,400.00
MUNICIPAL FUNCTIONS TOTAL	2,444,740.71	4a Commercial 97 17.66 32,092,700.00		Emergencies & Other Deferred Charges	7,477.00
CAPITAL IMPROVEMENTS *MEMO*		4b Industrial 2 3.53 6,413,100.00		State and Federal Aid Receivable	158,125.19
DEBT SERVICE		4c Apartments 8 3.87 7,032,500.00		Other Receivables	232,895.29
Principal Payments	59,350.48	Total	181,762,500.00	Total	4,223,132.06
Interest Payments		Land Area 31.75 Sq. Miles		LIABILITIES, RESERVES, AND SURPLUS	
DEFERRED CHARGES	38,259.04	Net Valuation Taxable-Municipal	183,117,791	Cash Liabilities	558,418.52
SCHOOL, COUNTY, SPECIAL DISTRICT TAXES	5,789,843.37	Net Valuation Taxable-County	300,195,938	Reserves for Receivables	724,922.57
RESERVE FOR UNCOLLECTED TAXES	402,500.00	State Equalized Valuation	311,160,132	Surplus Dec. 31, 1992	2,939,790.97
EXPENDITURES TOTAL	8,734,693.60	State Equalization Ratio	58.67	Total	4,223,132.06

1351
 Population 1980 2,750
 Population 1990 3,277
 S & P Rating
 Moody Rating

General Tax Rate Per \$100. 1.82
 State Equalized Tax Rate 1.92

UPPER FREEHOLD TWP. - MON. COUNTY
 Form of Government:
Township Committee
 Number of Members on Governing Body - 3

PER CAPITA:
 Gross Debt 83.93
 Net Debt
 Debt Service
 Total Tax Levy 1,552.19
 Municipal Expenditures 641.42

PER CENT:
 Gross Debt .11
 Net Debt
 Tax Levy Collected 93.43
 Tax Levy Cancelled, Abated or Adjusted .69

EXPENDITURES		REVENUES-REALIZED		1992 PROPERTY TAX	
GENERAL GOVERNMENT				STATE EQUALIZED TAX RATE	
Governing Body & Public Boards		1992 Property Taxes Collected	6,753,222.89	Local District School Taxes	
Municipal Clerk		1992 Payments in Lieu of Taxes		Regional & Consolidated School Tax	1.26
Financial Administration	42,533.20	Delinquent Tax & Lien Collections	336,931.31	School Taxes in Municipal Budget	
Assessment of Taxes	47,940.00	Business Personality Replacement Taxes	61,730.16	County Taxes	.47 *
Collection of Taxes	42,640.00	Taxes from Public Utilities	375,495.00	County Library Taxes	.02
Planning, Housing & Development	125,455.00	Other Miscellaneous Tax Revenues		Local Municipal Purpose Taxes	.18
Human Resources	14,883.44	State Aid Revenues	115,857.44	Veteran & Senior Citizen Taxes	
Elections	1,300.00	Federal Aid Revenues		Total Taxes for Rate Computation	1.93
General Administration (other)	253,165.00	State and Local Fiscal Assistance Act Utilized		Special District Taxes	
JUDICIARY		Sale of Acquired Property		Bank Corp. Taxes	
Municipal Courts	80,000.00	Other Miscellaneous Revenues	321,420.64	Added and Omitted Taxes	89,055.75
PUBLIC SAFETY		Total	5,964,657.44	Total Taxes Levied - ABSTRACT	5,086,537.13
Fire Protection	103,909.80	Prior Years Surplus Appropriated	727,000.00	Total Taxes Billed	5,087,260.75
Police Protection	41,100.00	REVENUES TOTAL	6,691,657.44	1992 TAXES COLLECTED	4,753,222.89
Civil Defense & Disaster Control	8,893.00	Reserve For Uncollected Taxes	495,253.00	1992 Taxes Cancelled, Abated or Adjusted	35,048.59
Environmental Inspection & Control	59,040.00			Transfer to Tax Title Liens or Foreclosed	28,948.94
Other Public Safety				Balance Outstanding Dec. 31, 1992	270,040.33
PUBLIC WORKS		CAPITAL OUTLAY TOTAL		PRIOR YEARS TAXES OUTSTANDING	
Streets and Drainage	380,840.00	Public Enterprises		Balance January 1, 1992	241,035.81
Sewers and Sewage Processing	18,800.00	Recreation-Culture		Collected in 1992	235,870.95
Garbage and Trash Disposal	15,000.00	Public Works		Cancelled, Abated or Adjusted 1992	1,431.28
Public Buildings and Grounds	121,375.00	Buildings and Grounds		Transfers to Tax Title Liens or Foreclosed	2,212.22
Other Public Works	25,000.00	Library and Education		Balance December 31, 1992	1,521.35
HEALTH and WELFARE		Conservation		TAX TITLE LIENS OUTSTANDING	
Health Services Except Environmental	32,143.00	All Other		Balance January 1, 1992	188,100.89
Welfare-Public Assistance	4,255.00			Transfer From Taxes	31,562.85
Hospital, Clinics, First Aid		CAPITAL DEBT AUTHORIZED, DECEMBER 31, 1992		Redeemed in 1992	101,060.36
Animal, Insect, & Rodent Control	19,000.00	ISSUED AND UNISSUED		Cancelled, Abated or Adjusted (1992)	
Other Welfare Services		School	291,588	Transfers to Foreclosed Property	
RECREATION and CONSERVATION		Self-Liquidating		Balance December 31, 1992	118,603.38
Beaches and Boardwalks		Other		PROPERTY ACQUIRED BY DEED OR FORECLOSURE	
Parks, Playgrounds, Shade Trees		Total	291,588	Balance January 1, 1992	11,600.00
Land Reclamation & Conservation	500.00	ISSUED AND OUTSTANDING		Transfers From Taxes or Liens	
Other Recreational Services	7,900.00	School	291,588.40	Sale for Cash (1992)	
EDUCATION (excluding schools)		Self-Liquidating		Cancelled, Abated or Adjusted (1992)	
Libraries	4,000.00	Other		Balance December 31, 1992	11,600.00
Other Educational Services	6,000.00	Total	291,588.40	CURRENT FINANCES DECEMBER 31, 1992	
STATUTORY EXPENDITURES		EQUALIZED VALUATION BASIS FOR NET DEBT COMPUTATION		ASSETS	
Pensions & F. L. C. A.	54,000.00	REAL PROPERTY VALUATIONS		Cash Dec. 31, 1992	1,933,281.40
Employee Fringe Benefits	78,000.00	Code Class # of Parcels % VAL'N		Taxes Receivable	271,561.69
Other Statutory Expenditures		1 Vacant Land 224 5.96		Tax Title Liens	118,603.39
CETA And Other Public Employment Programs		2 Residential 830 58.18		Foreclosed Property	11,600.00
MUNICIPAL FUNCTIONS TOTAL	1,593,669.44	3 Farm 837 29.07		Emergencies & Other Deferred Charges	13,000.00
CAPITAL IMPROVEMENTS *MEMO*	15,000.00	4a Commercial 56 5.63		State and Federal Aid Receivable	107,927.61
DEBT SERVICE		4b Industrial 15 1.08		Other Receivables	95,946.12
Principal Payments		4c Apartments 1 .08		Total	2,551,920.20
Interest Payments		Total 1933		LIABILITIES, RESERVES, AND SURPLUS	
DEFERRED CHARGES	13,000.00	Land Area 47.45 Sq. Miles		Cash Liabilities	641,105.44
SCHOOL, COUNTY, SPECIAL DISTRICT TAXES	4,530,151.38	Net Valuation Taxable-Municipal	274,325,195	Reserves for Receivables	497,711.19
RESERVE FOR UNCOLLECTED TAXES	495,253.00	Net Valuation Taxable-County	279,015,030	Surplus Dec. 31, 1992	1,413,103.57
EXPENDITURES TOTAL	6,632,073.82	State Equalized Valuation	259,970,302	Total	2,551,920.20
		State Equalization Ratio	105.57		

1714
 Population 1980 3,139
 Population 1990 3,160
 S & P Rating
 Moody Rating

General Tax Rate Per \$100. 2.17
 State Equalized Tax Rate 1.88

UPPER PITTSBURGH TWP. - SALEM CO.
 Form of Government:
 Township Committee
 Number of Members on Governing Body - 3

PER CAPITA: PER CENT:
 Gross Debt 1,661.15 Gross Debt 4.09
 Net Debt 440.86 Net Debt 1.09
 Debt Service Tax Levy Collected 90.87
 Total Tax Levy 854.05 Tax Levy Cancelled, Abated
 Municipal Expenditures 441.83 or Adjusted .06

EXPENDITURES	REVENUES-REALIZED	1992 PROPERTY TAX
GENERAL GOVERNMENT		STATE EQUALIZED TAX RATE
Governing Body & Public Boards		Local District School Taxes 1.17 1,608,364.00
Municipal Clerk		Regional & Consolidated School Tax
Financial Administration 29,768.00	1992 Property Taxes Collected 2,354,925.99	School Taxes in Municipal Budget
Assessment of Taxes 22,500.00	1992 Payments in Lieu of Taxes	County Taxes .77 1,054,820.26
Collection of Taxes 25,700.00	Delinquent Tax & Lien Collections 196,325.50	County Library Taxes
Planning, Housing & Development 37,328.00	Business Personalty Replacement Taxes 52,123.88	Local Municipal Purpose Taxes
Human Resources 11,831.67	Taxes from Public Utilities 309,372.00	Veteran & Senior Citizen Taxes 31,600.00
Elections	Other Miscellaneous Tax Revenues	Total Taxes for Rate Computation 1.88 2,694,784.26
General Administration (other) 261,746.00	State Aid Revenues 113,374.67	Special District Taxes
JUDICIARY	Federal Aid Revenues	Bank Corp. Taxes
Municipal Courts 43,500.00	State and Local Fiscal Assistance Act Utilized	Added and Omitted Taxes 18,532.37
PUBLIC SAFETY	Sale of Acquired Property	Total Taxes Levied - ABSTRACT 2,681,716.63
Fire Protection 63,258.90	Other Miscellaneous Revenues 322,661.50	Total Taxes Billed 2,591,642.35
Police Protection 5,500.00	Total 3,348,783.54	1992 TAXES COLLECTED 2,354,925.99
Civil Defense & Disaster Control 2,784.00	Prior Years Surplus Appropriated 706,571.82	1992 Taxes Cancelled, Abated or Adjusted 1,507.76
Environmental Inspection & Control 28,388.00	REVENUES TOTAL 4,055,355.36	Transfer to Tax Title Liens or Foreclosed 15,021.01
Other Public Safety	Reserve For Uncollected Taxes 228,800.00	Balance Outstanding Dec. 31, 1992 220,187.59
PUBLIC WORKS	CAPITAL OUTLAY TOTAL	PRIOR YEARS TAXES OUTSTANDING
Streets and Drainage 177,000.00	Public Enterprises	Balance January 1, 1992 226,028.55
Sewers and Sewage Processing 185,785.51	Recreation-Culture	Collected in 1992 185,738.19
Garbage and Trash Disposal 125,000.00	Public Works	Cancelled, Abated or Adjusted 1992
Public Buildings and Grounds 23,415.00	Buildings and Grounds	Transfers to Tax Title Liens or Foreclosed 24,848.05
Other Public Works 30,000.00	Library and Education	Balance December 31, 1992 15,442.31
HEALTH and WELFARE	Conservation	TAX TITLE LIENS OUTSTANDING
Health Services Except Environmental 1,100.00	All Other	Balance January 1, 1992 24,202.00
Welfare-Public Assistance 21,552.00	CAPITAL DEBT AUTHORIZED, DECEMBER 31, 1992	Transfer From Taxes 45,155.95
Hospital, Clinics, First Aid	ISSUED AND UNISSUED GROSS DEBT NET DEBT	Redeemed in 1992 10,587.51
Animal, Insect, & Rodent Control 10,700.00	School 4,886,000 1,054,291	Cancelled, Abated or Adjusted (1992)
Other Welfare Services	Self-Liquidating	Transfers to Foreclosed Property
RECREATION and CONSERVATION	Other 330,000 330,000	Balance December 31, 1992 58,770.44
Beaches and Boardwalks	Total 5,216,000 1,384,291	PROPERTY ACQUIRED BY DEED OR FORECLOSURE
Parks, Playgrounds, Shade Trees	ISSUED AND OUTSTANDING	Balance January 1, 1992 50.00
Land Reclamation & Conservation	School 4,886,000.00	Transfers From Taxes or Liens
Other Recreational Services 18,000.00	Self-Liquidating	Sale for Cash (1992)
EDUCATION (excluding schools)	Other	Cancelled, Abated or Adjusted (1992)
Libraries 1,000.00	Total 4,886,000.00	Balance December 31, 1992 50.00
Other Educational Services	EQUALIZED VALUATION BASIS FOR NET DEBT COMPUTATION	CURRENT FINANCES DECEMBER 31, 1992
STATUTORY EXPENDITURES	REAL PROPERTY VALUATIONS	ASSETS
Pensions & F. L. C. A. 30,900.00	Code Class # of Parcels % VAL'N ASSESSED VALUATION	Cash Dec. 31, 1992 1,756,671.81
Employee Fringe Benefits	1 Vacant Land 179 3.55 4,157,400.00	Taxes Receivable 235,629.90
Other Statutory Expenditures 1,800.00	2 Residential 730 55.08 64,509,200.00	Tax Title Liens 58,770.44
CETA And Other Public Employment Programs	3 Farm 919 31.52 36,906,600.00	Foreclosed Property 50.00
MUNICIPAL FUNCTIONS TOTAL 1,138,558.08	4a Commercial 64 9.85 11,537,100.00	Emergencies & Other Deferred Charges
CAPITAL IMPROVEMENTS *ME 40* 175,000.00	4b Industrial	State and Federal Aid Receivable
DEBT SERVICE	4c Apartments	Other Receivables 100.68
Principal Payments	Total 1892 117,110,300.00	Total 2,051,222.83
Interest Payments	Land Area 40.10 Sq. Miles	LIABILITIES, RESERVES, AND SURPLUS
DEFERRED CHARGES	Net Valuation Taxable-Municipal 118,576,497	Cash Liabilities 695,851.82
SCHOOL, COUNTY, SPECIAL DISTRICT TAXES 2,663,134.26	Net Valuation Taxable-County 134,822,641	Reserves for Receivables 294,551.02
RESERVE FOR UNCOLLECTED TAXES 228,800.00	State Equalized Valuation 136,775,614	Surplus Dec. 31, 1992 1,050,819.99
EXPENDITURES TOTAL 6,050,542.34	State Equalization Ratio 86.55	Total 2,051,222.83

0263

Population 1980 7,958
 Population 1990 7,198
 S & P Rating
 Moody Rating

General Tax Rate Per \$100 1.72
 State Equalized Tax Rate 1.57

UPPER SADDLE RIVER - BERGEN COUNTY

Form of Government:
 Borough Council

Number of Members on Governing Body - 6

PER CAPITA:

Gross Debt 411.98
 Net Debt 387.39
 Debt Service 81.56
 Total Tax Levy 2,602.43
 Municipal Expenditures 850.79

PER CENT:

Gross Debt .24
 Net Debt .22
 Tax Levy Collected 95.57
 Tax Levy Cancelled, Abated or Adjusted .05

EXPENDITURES		REVENUES-REALIZED		1992 PROPERTY TAX	
GENERAL GOVERNMENT		REVENUES-REALIZED		1992 PROPERTY TAX	
Governing Body & Public Boards		1992 Property Taxes Collected	18,000,693.05	STATE EQUALIZED TAX RATE	
Municipal Clerk		1992 Payments in Lieu of Taxes		Local District School Taxes .35	7,776,005.00
Financial Administration	75,200.00	Delinquent Tax & Lien Collections	851,812.50	Regional & Consolidated School Tax .39	4,654,734.16
Assessment of Taxes	56,490.00	Business Personalty Replacement Taxes	119,377.69	School Taxes in Municipal Budget	
Collection of Taxes	34,727.00	Taxes from Public Utilities	809,461.00	County Taxes .27	3,273,544.44
Planning, Housing & Development	96,250.00	Other Miscellaneous Tax Revenues		County Library Taxes	
Human Resources	77,752.32	State Aid Revenues	307,827.78	Local Municipal Purpose Taxes .25	2,955,049.02
Elections		Federal Aid Revenues		Veteran & Senior Citizen Taxes	30,100.00
General Administration (other)	580,561.00	State and Local Fiscal Assistance Act Utilized		Total Taxes for Rate Computation 1.56	18,689,432.62
JUDICIARY		Sale of Acquired Property		Special District Taxes	
Municipal Courts	42,962.67	Other Miscellaneous Revenues	795,534.97	Bank Corp. Taxes	
PUBLIC SAFETY		Total	20,384,706.99	Added and Omitted Taxes	72,928.88
Fire Protection	77,551.00	Prior Years Surplus Appropriated	1,100,000.00	Total Taxes Levied - ABSTRACT	18,732,261.50
Police Protection	1,177,769.64	REVENUES TOTAL	21,984,706.99	Total Taxes Billed	18,835,050.56
Civil Defense & Disaster Control	600.00	Reserve For Uncollected Taxes	1,081,199.67	1992 TAXES COLLECTED	18,000,693.05
Environmental Inspection & Control	77,863.00	CAPITAL OUTLAY TOTAL	452,946.70	1992 Taxes Cancelled, Abated or Adjusted	9,764.96
Other Public Safety		Public Enterprises		Transfer to Tax Title Liens or Foreclosed	2,825.96
PUBLIC WORKS		Recreation-Culture		Balance Outstanding Dec. 31, 1992	821,766.59
Streets and Drainage	437,100.00	Public Works	8,037.98	PRIOR YEARS TAXES OUTSTANDING	
Sewers and Sewage Processing	162,892.03	Buildings and Grounds	58,003.77	Balance January 1, 1992	802,235.06
Garbage and Trash Disposal	575,646.00	Library and Education	386,904.95	Collected in 1992	789,135.21
Public Buildings and Grounds	79,000.00	Conservation		Cancelled, Abated or Adjusted 1992	1.32
Other Public Works	29,000.00	All Other		Transfers to Tax Title Liens or Foreclosed	731.05
HEALTH and WELFARE		CAPITAL DEBT AUTHORIZED, DECEMBER 31, 1992		Balance December 31, 1992	12,367.48
Health Services Except Environmental	31,861.00	ISSUED AND UNISSUED		TAX TITLE LIENS OUTSTANDING	
Welfare-Public Assistance	3,110.00	School		Balance January 1, 1992	65,269.38
Hospital, Clinics, First Aid	6,249.00	Self-Liquidating		Transfer From Taxes	3,650.34
Animal, Insect, & Rodent Control		Other	2,965,450	Redeemed in 1992	62,677.29
Other Welfare Services		Total	2,965,450	Cancelled, Abated or Adjusted (1992)	
RECREATION and CONSERVATION		ISSUED AND OUTSTANDING		Transfers to Foreclosed Property	
Beaches and Boardwalks		School		Balance December 31, 1992	6,242.43
Parks, Playgrounds, Shade Trees	115,675.00	Self-Liquidating		PROPERTY ACQUIRED BY DEED OR FORECLOSURE	
Land Reclamation & Conservation	8,002.44	Other	2,920,450.00	Balance January 1, 1992	
Other Recreational Services	7,200.00	Total	2,920,450.00	Transfers From Taxes or Liens	
EDUCATION (excluding schools)		EQUALIZED VALUATION BASIS FOR NET DEBT COMPUTATION	1,244,206,528	Sale for Cash (1992)	
Libraries	352,718.64	REAL PROPERTY VALUATIONS		Cancelled, Abated or Adjusted (1992)	
Other Educational Services		Code Class # of Parcels % VAL'N ASSESSED VALUATION		Balance December 31, 1992	
STATUTORY EXPENDITURES		1 Vacant Land 126 2.29 24,847,750.00		CURRENT FINANCES DECEMBER 31, 1992	
Pensions & F. L. C. A.	136,000.00	2 Residential 2397 86.98 945,171,100.00		ASSETS	
Employee Fringe Benefits	212,375.00	3 Farm 4 .06 653,300.00		Cash Dec. 31, 1992	2,974,324.71
Other Statutory Expenditures		4a Commercial 73 10.23 111,188,500.00		Taxes Receivable	834,134.07
CETA And Other Public Employment Programs		4b Industrial 5 .44 4,776,700.00		Tax Title Liens	6,242.43
MUNICIPAL FUNCTIONS TOTAL	4,455,555.74	4c Apartments 2605 1,086,637,350.00		Foreclosed Property	
CAPITAL IMPROVEMENTS *ME 10*	65,000.00	Total Land Area 5.10 Sq. Miles		Emergencies & Other Deferred Charges	
DEBT SERVICE		Net Valuation Taxable-Municipal	1,090,821,028	State and Federal Aid Receivable	21,504.56
Principal Payments	428,425.00	Net Valuation Taxable-County	1,262,948,802	Other Receivables	30,935.72
Interest Payments	158,670.68	State Equalized Valuation	1,193,159,450	Total	3,867,141.49
DEFERRED CHARGES	135.49	State Equalization Ratio	91.01	LIABILITIES, RESERVES, AND SURPLUS	
SCHOOL, COUNTY, SPECIAL DISTRICT TAXES	15,704,283.60			Cash Liabilities	694,876.53
RESERVE FOR UNCOLLECTED TAXES	1,081,199.67			Reserves for Receivables	871,312.22
EXPENDITURES TOTAL	21,828,270.18			Surplus Dec. 31, 1992	2,300,952.74

0122
 Population 1980 11,704
 Population 1990 11,005
 S & P Rating AAA
 Moody Rating A

General Tax Rate Per \$100. 1.79
 State Equalized Tax Rate 1.78

VENTNOR CITY CITY - ATLANTIC CO.
 Form of Government:
 Commission (1911)
 Number of Members on Governing Body - 3

PER CAPITA: PER CENT:
 Gross Debt 1,006.97 Gross Debt 1.06
 Net Debt 809.61 Net Debt .85
 Debt Service 168.19 Tax Levy Collected 93.59
 Total Tax Levy 1,691.12 Tax Levy Cancelled, Abated
 Municipal Expenditures 1,109.12 or Adjusted 1.36

EXPENDITURES		REVENUES-REALIZED		1992 PROPERTY TAX	
GENERAL GOVERNMENT		REVENUES-REALIZED		STATE EQUALIZED TAX RATE → .48	
Governing Body & Public Boards		1992 Property Taxes Collected	17,421,843.88	Local District School Taxes	5,033,988.00
Municipal Clerk	95,911.79	1992 Payments in Lieu of Taxes		Regional & Consolidated School Tax	
Financial Administration	116,803.61	Delinquent Tax & Lien Collections	1,069,096.93	School Taxes in Municipal Budget	658,990.00
Assessment of Taxes	68,499.98	Business Personalty Replacement Taxes	65,344.92	County Taxes	4,847,975.80 *
Collection of Taxes	76,579.40	Taxes from Public Utilities	466,781.00	County Library Taxes	349,716.68
Planning, Housing & Development	60,752.37	Other Miscellaneous Tax Revenues		Local Municipal Purpose Taxes	7,703,600.84
Human Resources	57,214.00	State Aid Revenues	456,509.86	Veteran & Senior Citizen Taxes	116,300.00
Elections		Federal Aid Revenues		Total Taxes for Rate Computation	18,710,571.32
General Administration (other)	934,618.03	State and Local Fiscal Assistance Act Utilized		Special District Taxes	
JUDICIARY		Sale of Acquired Property		Bank Corp. Taxes	
Municipal Courts	109,201.86	Other Miscellaneous Revenues	1,653,005.84	Added and Omitted Taxes	16,495.00
PUBLIC SAFETY		Total	21,133,087.43	Total Taxes Levied - ABSTRACT	18,610,766.32
Fire Protection	1,880,340.90	Prior Years Surplus Appropriated	867,000.00	Total Taxes Billed	18,615,385.80
Police Protection	1,790,683.41	REVENUES TOTAL	22,000,087.43	1992 TAXES COLLECTED	17,421,848.88
Civil Defense & Disaster Control	86,890.16	Reserve For Uncollected Taxes	1,250,393.59	1992 Taxes Cancelled, Abated or Adjusted	253,906.44
Environmental Inspection & Control	190,932.35	CAPITAL OUTLAY TOTAL	698,333.52	Transfer to Tax Title Liens or Foreclosed	13,607.08
Other Public Safety				Balance Outstanding Dec. 31, 1992	926,023.60
PUBLIC WORKS		Public Enterprises	204,240.93	PRIOR YEARS TAXES OUTSTANDING	
Streets and Drainage	466,020.00	Recreation—Culture	93,887.57	Balance January 1, 1992	1,122,697.24
Sewers and Sewage Processing	1,167,153.47	Public Works	248,893.84	Collected in 1992	1,053,785.37
Garbage and Trash Disposal		Buildings and Grounds	151,311.18	Cancelled, Abated or Adjusted 1992	9,482.30
Public Buildings and Grounds	431,047.15	Library and Education		Transfers to Tax Title Liens or Foreclosed	46.63
Other Public Works	98,503.53	Conservation		Balance December 31, 1992	59,382.94
HEALTH and WELFARE		All Other		TAX TITLE LIENS OUTSTANDING	
Health Services Except Environmental				Balance January 1, 1992	28,219.29
Welfare—Public Assistance	5,581.10	CAPITAL DEBT AUTHORIZED, DECEMBER 31, 1992		Transfer From Taxes	13,675.75
Hospital, Clinics, First Aid		ISSUED AND UNISSUED		Redeemed in 1992	15,311.56
Animal, Insect, & Rodent Control	6,000.00	School	2,172,000	Cancelled, Abated or Adjusted (1992)	
Other Welfare Services		Self-Liquidating	2,554,000	Transfers to Foreclosed Property	
RECREATION and CONSERVATION		Other	6,355,750	Balance December 31, 1992	26,583.48
Beaches and Boardwalks	246,859.16	Total	11,081,750	PROPERTY ACQUIRED BY DEED OR FORECLOSURE	
Parks, Playgrounds, Shade Trees				Balance January 1, 1992	151,060.00
Land Reclamation & Conservation		ISSUED AND OUTSTANDING		Transfers From Taxes or Liens	
Other Recreational Services	96,159.92	School	2,172,000.00	Sale for Cash (1992)	
EDUCATION (excluding schools)		Self-Liquidating	1,650,000.00	Cancelled, Abated or Adjusted (1992)	
Libraries		Other	4,153,000.00	Balance December 31, 1992	151,060.00
Other Educational Services		Total	7,975,000.00	CURRENT FINANCES DECEMBER 31, 1992	
STATUTORY EXPENDITURES		EQUALIZED VALUATION BASIS		ASSETS	
Pensions & F. L. C. A.	216,043.46	FOR NET DEBT COMPUTATION	1,047,362,115	Cash Dec. 31, 1992	2,823,100.67
Employee Fringe Benefits	819,107.88	REAL PROPERTY VALUATIONS		Taxes Receivable	985,406.34
Other Statutory Expenditures	15,560.27	Code Class # of Parcels % VAL'N ASSESSED VALUATION		Tax Title Liens	26,583.48
CETA And Other Public Employment Programs		1 Vacant Land 298 2.18 22,400,600.00		Foreclosed Property	151,060.00
MUNICIPAL FUNCTIONS TOTAL	9,036,463.80	2 Residential 5850 89.90 925,465,300.00		Emergencies & Other Deferred Charges	22,500.00
CAPITAL IMPROVEMENTS *MEMO*	6,500.00	3 Farm		State and Federal Aid Receivable	
DEBT SERVICE		4a Commercial 140 5.16 53,083,700.00		Other Receivables	787,251.72
Principal Payments	1,310,000.00	4b Industrial 2 .14 1,426,500.00		Total	4,795,902.21
Interest Payments	540,969.59	4c Apartments 37 2.53 27,086,240.00		LIABILITIES, RESERVES, AND SURPLUS	
TYPE I SCHL DEBT *MEMO	643,415.00	Total 6327 1,029,462,340.00		Cash Liabilities	1,236,008.98
DEFERRED CHARGES	69,000.00	Land Area 2.10 Sq. Miles		Reserves for Receivables	1,950,301.54
SCHOOL, COUNTY, SPECIAL DISTRICT TAXES	10,390,670.48	Net Valuation Taxable-Municipal	1,037,316,189	Surplus Dec. 31, 1992	1,559,591.69
RESERVE FOR UNCOLLECTED TAXES	1,250,393.59	Net Valuation Taxable-County	1,052,977,334	Total	4,795,902.21
EXPENDITURES TOTAL	23,096,497.46	State Equalized Valuation	1,045,409,120		
		State Equalization Ratio	99.22		

1922

Population 1980 **16,302**
 Population 1990 **21,211**
 S & P Rating
 Moody Rating **AAA**

General Tax Rate Per \$100. **3.43**
 State Equalized Tax Rate **1.75**

VERNON TOWNSHIP - SUSSEX COUNTY
 Form of Government:
Township Committee
 Number of Members on Governing Body - 5

PER CAPITA: PER CENT:
 Gross Debt **914.40** Gross Debt **1.37**
 Net Debt **549.22** Net Debt **.32**
 Debt Service **46.12** Tax Levy Collected **92.69**
 Total Tax Levy **1,181.62** Tax Levy Cancelled, Abated
 Municipal Expenditures **505.17** or Adjusted **.45**

EXPENDITURES		REVENUES-REALIZED		1992 PROPERTY TAX	
GENERAL GOVERNMENT		REVENUES-REALIZED		STATE EQUALIZED TAX RATE <u>1.75</u>	
Governing Body & Public Boards		1992 Property Taxes Collected	23,277,948.16	Local District School Taxes	1.01 14,455,259.57
Municipal Clerk		1992 Payments in Lieu of Taxes	10,800.29	Regional & Consolidated School Tax	
Financial Administration	131,158.00	Delinquent Tax & Lien Collections	1,757,356.22	School Taxes in Municipal Budget	
Assessment of Taxes	115,754.00	Business Personalty Replacement Taxes	112,513.64	County Taxes	.37 5,239,933.94
Collection of Taxes	139,339.00	Taxes from Public Utilities	1,425,363.84	County Library Taxes	.03 437,324.49
Planning, Housing & Development	684,195.00	Other Miscellaneous Tax Revenues		Local Municipal Purpose Taxes	.33 4,776,900.00
Human Resources	102,141.00	State Aid Revenues	764,106.35	Veteran & Senior Citizen Taxes	
Elections	10,623.00	Federal Aid Revenues		Total Taxes for Rate Computation	1.74 25,025,623.00
General Administration (other)	992,699.00	State and Local Fiscal Assistance Act Utilized		Special District Taxes	
JUDICIARY		Sale of Acquired Property		Bank Corp. Taxes	
Municipal Courts	81,051.00	Other Miscellaneous Revenues	1,129,382.88	Added and Omitted Taxes	153,948.30
PUBLIC SAFETY		Total	28,477,471.38	Total Taxes Levied - ABSTRACT	25,063,371.30
Fire Protection	120,508.00	Prior Years Surplus Appropriated	850,000.00	Total Taxes Billed	25,114,948.41
Police Protection	1,649,577.00	REVENUES TOTAL	29,327,471.38	1992 TAXES COLLECTED	
Civil Defense & Disaster Control	4,815.00	Reserve For Uncollected Taxes	2,300,795.70	1992 Taxes Cancelled, Abated or Adjusted	111,879.37
Environmental Inspection & Control	152,262.00	CAPITAL OUTLAY TOTAL	1,638,333.07	Transfer to Tax Title Liens or Foreclosed	180,859.81
Other Public Safety		Public Enterprises		Balance Outstanding Dec. 31, 1992	1,544,281.07
PUBLIC WORKS		Recreation—Culture		PRIOR YEARS TAXES OUTSTANDING	
Streets and Drainage	1,166,891.00	Public Works	348,764.89	Balance January 1, 1992	1,314,225.19
Sewers and Sewage Processing	131,960.00	Buildings and Grounds	1,289,568.13	Collected in 1992	1,262,450.31
Garbage and Trash Disposal		Library and Education		Cancelled, Abated or Adjusted 1992	
Public Buildings and Grounds	200,307.00	Conservation		Transfers to Tax Title Liens or Foreclosed	21,682.76
Other Public Works		All Other		Balance December 31, 1992	30,092.12
HEALTH and WELFARE		CAPITAL DEBT AUTHORIZED, DECEMBER 31, 1992		TAX TITLE LIENS OUTSTANDING	
Health Services Except Environmental	293,728.00	ISSUED AND UNISSUED		Balance January 1, 1992	1,126,266.39
Welfare—Public Assistance	5,695.00	School	7,767,000	Transfer From Taxes	205,763.98
Hospital, Clinics, First Aid		Self-Liquidating		Redeemed in 1992	494,905.91
Animal, Insect, & Radent Control	120,236.69	Other	11,628,250	Cancelled, Abated or Adjusted (1992)	
Other Welfare Services		Total	19,395,250	Transfers to Foreclosed Property	60,014.69
RECREATION and CONSERVATION		ISSUED AND OUTSTANDING		Balance December 31, 1992	777,109.77
Beaches and Boardwalks		School	7,767,000.00	PROPERTY ACQUIRED BY DEED OR FORECLOSURE	
Parks, Playgrounds, Shade Trees		Self-Liquidating		Balance January 1, 1992	413,882.06
Land Reclamation & Conservation	15,540.00	Other	9,942,000.00	Transfers From Taxes or Liens	60,014.68
Other Recreational Services	146,430.00	Total	17,709,000.00	Sale for Cash (1992)	
EDUCATION (excluding schools)		EQUALIZED VALUATION BASIS FOR NET DEBT COMPUTATION		Cancelled, Abated or Adjusted (1992)	
Libraries		REAL PROPERTY VALUATIONS		Balance December 31, 1992	473,896.74
Other Educational Services		Code Class # of Parcels % VAL'N ASSESSED VALUATION		CURRENT FINANCES DECEMBER 31, 1992	
STATUTORY EXPENDITURES		1 Vacant Land 3486 6.68 48,390,962.00		ASSETS	
Pensions & F. L. C. A.	315,053.00	2 Residential 9331 80.24 581,016,876.00		Cash Dec. 31, 1992	3,146,174.88
Employee Fringe Benefits	773,459.00	3 Farm 374 2.14 15,497,708.00		Taxes Receivable	1,574,373.19
Other Statutory Expenditures		4a Commercial 262 10.31 74,680,351.00		Tax Title Liens	777,109.77
CETA And Other Public Employment Programs		4b Industrial 13 .55 4,009,800.00		Foreclosed Property	473,896.74
MUNICIPAL FUNCTIONS TOTAL	7,354,421.69	4c Apartments 3 .07 483,000.00		Emergencies & Other Deferred Charges	713,538.60
CAPITAL IMPROVEMENTS *MEMO*	66,538.60	Total 13474 724,033,697.00		State and Federal Aid Receivable	38,761.69
DEBT SERVICE		Land Area 67.25 Sq. Miles		Other Receivables	111,850.63
Principal Payments	279,014.00	Net Valuation Taxable-Municipal	727,726,526	Total	6,835,705.54
Interest Payments	699,135.99	Net Valuation Taxable-County	1,424,409,150	LIABILITIES, RESERVES, AND SURPLUS	
DEFERRED CHARGES	81,735.81	State Equalized Valuation	1,422,858,229	Cash Liabilities	1,477,049.93
SCHOOL, COUNTY, SPECIAL DISTRICT TAXES	20,132,523.00	State Equalization Ratio	51.02	Reserves for Receivables	2,937,230.38
RESERVE FOR UNCOLLECTED TAXES	2,300,795.70			Surplus Dec. 31, 1992	2,421,425.23
EXPENDITURES TOTAL	30,847,676.09			Total	6,835,705.54

0720
 Population 1980 14,166
 Population 1990 13,597
 S & P Rating
 Moody Rating A1

General Tax Rate Per \$100. 4.62
 State Equalized Tax Rate 2.17

VERONA TOWNSHIP - ESSEX COUNTY
 Form of Government:
 Council-Manager Plan B (OMCL 50)
 Number of Members on Governing Body - 5

PER CAPITA:
 Gross Debt 2,587.27
 Net Debt 950.86
 Debt Service 69.96
 Total Tax Levy 1,775.01
 Municipal Expenditures 675.63

PER CENT:
 Gross Debt 3.14
 Net Debt 1.15
 Tax Levy Collected 97.34
 Tax Levy Cancelled, Abated or Adjusted .59

EXPENDITURES	REVENUES-REALIZED	1992 PROPERTY TAX
GENERAL GOVERNMENT		STATE EQUALIZED TAX RATE 1.12
Governing Body & Public Boards	1992 Property Taxes Collected 23,517,354.43	Local District School Taxes 12,414,032.00
Municipal Clerk	1992 Payments in Lieu of Taxes 101,073.65	Regional & Consolidated School Tax
Financial Administration 39,758.00	Delinquent Tax & Lien Collections 428,599.40	School Taxes in Municipal Budget
Assessment of Taxes 60,894.00	Business Personalty Replacement Taxes 174,455.00	County Taxes .62 6,830,452.99
Collection of Taxes 181,934.00	Taxes from Public Utilities 695,917.55	County Library Taxes
Planning, Housing & Development 17,825.00	Other Miscellaneous Tax Revenues	Local Municipal Purpose Taxes .44 4,855,601.81
Human Resources 61,246.00	State Aid Revenues 677,505.34	Veteran & Senior Citizen Taxes 94,000.00
Elections 6,575.00	Federal Aid Revenues	Total Taxes for Rate Computation 2.18 24,194,086.80
General Administration (other) 647,685.00	State and Local Fiscal Assistance Act Utilized	Special District Taxes
JUDICIARY	Sale of Acquired Property	Bank Corp. Taxes
Municipal Courts 127,402.00	Other Miscellaneous Revenues	Added and Omitted Taxes 34,720.58
PUBLIC SAFETY	Total 1,007,399.89	Total Taxes Levied - ABSTRACT 24,134,807.38
Fire Protection 288,313.00	Prior Years Surplus Appropriated 1,593,000.00	Total Taxes Billed 24,161,072.06
Police Protection 1,892,494.75	REVENUES TOTAL 28,195,306.34	1992 TAXES COLLECTED 23,517,354.43
Civil Defense & Disaster Control 470.00	Reserve For Uncollected Taxes 1,101,721.44	1992 Taxes Cancelled, Abated or Adjusted 142,402.80
Environmental Inspection & Control 99,369.00	CAPITAL OUTLAY TOTAL 1,825,379.66	Transfer to Tax Title Liens or Foreclosed 12,584.88
Other Public Safety	Public Enterprises 818,076.72	Balance Outstanding Dec. 31, 1992 488,729.95
PUBLIC WORKS	Recreation-Culture 3,552.62	PRIOR YEARS TAXES OUTSTANDING
Streets and Drainage 537,561.00	Public Works 605,408.38	Balance January 1, 1992 428,607.38
Sewers and Sewage Processing 1,060,000.00	Buildings and Grounds 395,419.32	Collected in 1992 423,599.40
Garbage and Trash Disposal 62,585.00	Library and Education 3,922.62	Cancelled, Abated or Adjusted 1992 7.98
Public Buildings and Grounds	Conservation	Transfers to Tax Title Liens or Foreclosed
Other Public Works	All Other	Balance December 31, 1992
HEALTH and WELFARE	CAPITAL DEBT AUTHORIZED, DECEMBER 31, 1992	TAX TITLE LIENS OUTSTANDING
Health Services Except Environmental 144,747.00	ISSUED AND UNISSUED GROSS DEBT NET DEBT	Balance January 1, 1992 31,777.25
Welfare-Public Assistance 53,548.00	Schaal 198,000	Transfer From Taxes 12,584.88
Hospital, Clinics, First Aid	Self-Liquidating 27,885,621 6,161,690	Redeemed in 1992
Animal, Insect, & Rodent Control 10,000.00	Other 7,095,451 6,767,156	Cancelled, Abated or Adjusted (1992) 15,739.07
Other Welfare Services	Total 35,179,072 12,928,846	Transfers to Foreclosed Property
RECREATION and CONSERVATION	ISSUED AND OUTSTANDING	Balance December 31, 1992 28,623.07
Beaches and Boardwalks	School 198,000.00	PROPERTY ACQUIRED BY DEED OR FORECLOSURE
Parks, Playgrounds, Shade Trees 30,400.00	Self-Liquidating 26,547,076.25	Balance January 1, 1992 298,217.00
Land Reclamation & Conservation 275,554.00	Other 6,106,000.00	Transfers From Taxes or Liens
Other Recreational Services 285,320.00	Total 32,851,076.25	Sale for Cash (1992)
EDUCATION (excluding schools)	EQUALIZED VALUATION BASIS FOR NET DEBT COMPUTATION 1,121,716,069	Cancelled, Abated or Adjusted (1992)
Libraries 410,949.00	REAL PROPERTY VALUATIONS	Balance December 31, 1992 298,217.00
Other Educational Services	Code Class # of Parcels % VAL'N ASSESSED VALUATION	CURRENT FINANCES DECEMBER 31, 1992
STATUTORY EXPENDITURES	1 Vacant Land 92 1.18 5,151,300.00	ASSETS
Pensions & F. L. C. A. 439,183.37	2 Residential 4810 86.06 448,573,000.00	Cash Dec. 31, 1992 5,250,413.30
Employee Fringe Benefits 353,500.00	3 Farm	Taxes Receivable 488,729.95
Other Statutory Expenditures 5,000.00	4a Commercial 167 9.90 51,594,900.00	Tax Title Liens 28,623.07
CETA And Other Public Employment Programs	4b Industrial 7 .63 3,283,700.00	Foreclosed Property 298,217.00
MUNICIPAL FUNCTIONS TOTAL 7,092,313.12	4c Apartments 14 2.23 11,617,600.00	Emergencies & Other Deferred Charges 40,593.25
CAPITAL IMPROVEMENTS *MEMO* 50,000.00	Total 5090 521,220,400.00	State and Federal Aid Receivable 45,157.00
DEBT SERVICE	Land Area 2.80 Sq. Miles	Other Receivables 2,883.72
Principal Payments 530,000.00	Net Valuation Taxable-Municipal 522,215,400	Total 6,154,617.29
Interest Payments 421,253.75	Net Valuation Taxable-County 1,101,255,568	LIABILITIES, RESERVES, AND SURPLUS
DEFERRED CHARGES 41,910.00	State Equalized Valuation 1,109,502,869	Cash Liabilities 3,785,171.12
SCHOOL, COUNTY, SPECIAL DISTRICT TAXES 19,244,434.99	State Equalization Ratio 47.02	Reserves for Receivables 818,453.74
RESERVE FOR UNCOLLECTED TAXES 1,101,721.44		Surplus Dec. 31, 1992 1,550,992.43
EXPENDITURES TOTAL 28,431,633.30		Total 6,154,617.29

Population 1980 1,043
 Population 1990 1,314
 S & P Rating
 Moody Rating

General Tax Rate Per \$100. 2.07
 State Equalized Tax Rate 2.15

VICTORY GARDENS BORO. - MORRIS CO.
 Form of Government:
Borough Council
 Number of Members on Governing Body - 6

PER CAPITA:
 Grass Debt 335.50
 Net Debt 335.50
 Debt Service 18.30
 Total Tax Levy 703.76
 Municipal Expenditures 460.73

PER CENT:
 Grass Debt .98
 Net Debt .98
 Tax Levy Collected 77.00
 Tax Levy Cancelled, Abated or Adjusted 1.07

EXPENDITURES	REVENUES-REALIZED	1992 PROPERTY TAX	
GENERAL GOVERNMENT		STATE EQUALIZED TAX RATE	
Governing Body & Public Boards		Local District School Taxes 1.58	679,432.80
Municipal Clerk		Regional & Consolidated School Tax	
Financial Administration 29,450.00	1992 Property Taxes Collected 712,741.14	School Taxes in Municipal Budget	
Assessment of Taxes 3,000.00	1992 Payments in Lieu of Taxes 119,016.72	County Taxes .25	106,823.35
Collection of Taxes	Delinquent Tax & Lien Collections 116,523.40	County Library Taxes	
Planning, Housing & Development 5,858.50	Business Personalty Replacement Taxes 4,352.20	Local Municipal Purpose Taxes .32	138,480.00
Human Resources 4,631.00	Taxes from Public Utilities 23,460.00	Veteran & Senior Citizen Taxes	6,350.00
Elections	Other Miscellaneous Tax Revenues	Total Taxes for Rate Computation 2.15	931,086.15
General Administration (other) 117,806.17	State Aid Revenues 58,652.00	Special District Taxes	
JUDICIARY	Federal Aid Revenues	Bank Corp. Taxes	
Municipal Courts 10,050.00	State and Local Fiscal Assistance Act Utilized	Added and Omitted Taxes	
PUBLIC SAFETY	Sale of Acquired Property	Total Taxes Levied - ABSTRACT	924,736.15
Fire Protection 11,791.00	Other Miscellaneous Revenues 316,399.87	Total Taxes Billed	925,590.71
Police Protection 3,000.00	Total 1,351,145.33	1992 TAXES COLLECTED	712,741.14
Civil Defense & Disaster Control 279.93	Prior Years Surplus Appropriated 16,800.00	1992 Taxes Cancelled, Abated or Adjusted	9,935.10
Environmental Inspection & Control 7,538.30	REVENUES TOTAL 1,367,945.33	Transfer to Tax Title Liens or Foreclosed	
Other Public Safety	Reserve For Uncollected Taxes 134,088.00	Balance Outstanding Dec. 31, 1992	202,914.47
PUBLIC WORKS	CAPITAL OUTLAY TOTAL 40,611.87	PRIOR YEARS TAXES OUTSTANDING	
Streets and Drainage 51,810.46	Public Enterprises	Balance January 1, 1992	144,256.54
Sewers and Sewage Processing 58,258.68	Recreation-Culture 944.15	Collected in 1992	116,523.40
Garbage and Trash Disposal 67,451.30	Public Works 21,757.92	Cancelled, Abated or Adjusted 1992	6,649.83
Public Buildings and Grounds 22,112.28	Buildings and Grounds 17,909.80	Transfers to Tax Title Liens or Foreclosed	
Other Public Works	Library and Education	Balance December 31, 1992	21,083.31
HEALTH and WELFARE	Conservation	TAX TITLE LIENS OUTSTANDING	
Health Services Except Environmental 1,845.25	All Other	Balance January 1, 1992	
Welfare-Public Assistance 19,871.56	CAPITAL DEBT AUTHORIZED, DECEMBER 31, 1992	Transfer From Taxes	
Hospital, Clinics, First Aid	ISSUED AND UNISSUED GROSS DEBT NET DEBT	Redeemed in 1992	
Animal, Insect, & Rodent Control 2,441.50	School	Cancelled, Abated or Adjusted (1992)	
Other Welfare Services	Self-Liquidating	Transfers to Foreclosed Property	
RECREATION and CONSERVATION	Other 440,850 440,850	Balance December 31, 1992	
Beaches and Boardwalks	Total 440,850 440,850	PROPERTY ACQUIRED BY DEED OR FORECLOSURE	
Parks, Playgrounds, Shade Trees	ISSUED AND OUTSTANDING	Balance January 1, 1992	
Land Reclamation & Conservation	School	Transfers From Taxes or Liens	
Other Recreational Services 500.00	Self-Liquidating	Sale for Cash (1992)	
EDUCATION (excluding schools)	Other 300,000.00 300,000.00	Cancelled, Abated or Adjusted (1992)	
Libraries	Total 300,000.00 300,000.00	Balance December 31, 1992	
Other Educational Services	EQUALIZED VALUATION BASIS	CURRENT FINANCES DECEMBER 31, 1992	
STATUTORY EXPENDITURES	FOR NET DEBT COMPUTATION 44,982,766	ASSETS	
Pensions & F. L. C. A. 13,299.07	REAL PROPERTY VALUATIONS	Cash Dec. 31, 1992	915,893.06
Employee Fringe Benefits 11,264.00	Code Class # of Parcels % VAL'N	Taxes Receivable	223,997.78
Other Statutory Expenditures	1 Vacant Land 55 4.26 1,899,800.00	Tax Title Liens	
CETA And Other Public Employment Programs	2 Residential 252 70.61 31,497,200.00	Foreclosed Property	
MUNICIPAL FUNCTIONS TOTAL 441,259.00	3 Farm 4a Commercial 6 5.73 2,557,400.00	Emergencies & Other Deferred Charges	23,891.68
CAPITAL IMPROVEMENTS *MEMO*	4b Industrial 4c Apartments 2 19.39 8,650,000.00	State and Federal Aid Receivable	
DEBT SERVICE	Total 315 44,604,400.00	Other Receivables	189,136.30
Principal Payments 9,200.00	Land Area .20 Sq. Miles	Total	1,352,918.82
Interest Payments 14,850.00	Net Valuation Taxable-Municipal 44,714,527	LIABILITIES, RESERVES, AND SURPLUS	
DEFERRED CHARGES 6,000.00	Net Valuation Taxable-County 40,721,879	Cash Liabilities	901,767.10
SCHOOL, COUNTY, SPECIAL DISTRICT TAXES 785,256.15	State Equalized Valuation 43,139,647	Reserves for Receivables	413,134.08
RESERVE FOR UNCOLLECTED TAXES 134,088.00	State Equalization Ratio 103.66	Surplus Dec. 31, 1992	38,017.64
EXPENDITURES TOTAL 1,391,653.15		Total	1,352,918.82

Population 1980 **53,753**
 Population 1990 **54,780**
 S & P Rating **AA**
 Moody Rating **A**

General Tax Rate Per \$100. **2.69**
 State Equalized Tax Rate **2.48**

VINELAND CITY - CUMBERLAND COUNTY

Form of Government:

Mayor-Council Plan A (OMCL 50)

Number of Members on Governing Body - 5

PER CAPITA:

Gross Debt	436.86	PER CENT:	
Net Debt	151.54	Gross Debt	1.47
Debt Service	67.37	Net Debt	.51
Total Tax Levy	756.63	Tax Levy Collected	95.16
Municipal Expenditures	570.05	Tax Levy Cancelled, Abated or Adjusted	.66

EXPENDITURES	
GENERAL GOVERNMENT	
Governing Body & Public Boards	
Municipal Clerk	
Financial Administration	334,025.20
Assessment of Taxes	154,710.00
Collection of Taxes	236,693.00
Planning, Housing & Development	125,158.00
Human Resources	1,187,087.83
Elections	96,950.00
General Administration (other)	3,099,453.73
JUDICIARY	
Municipal Courts	315,945.37
PUBLIC SAFETY	
Fire Protection	1,372,169.11
Police Protection	5,193,129.04
Civil Defense & Disaster Control	32,060.00
Environmental Inspection & Control	411,283.92
Other Public Safety	
PUBLIC WORKS	
Streets and Drainage	1,775,720.70
Sewers and Sewage Processing	
Garbage and Trash Disposal	233,850.00
Public Buildings and Grounds	673,642.80
Other Public Works	
HEALTH and WELFARE	
Health Services Except Environmental	1,849,024.62
Welfare-Public Assistance	1,096,435.00
Hospital, Clinics, First Aid	
Animal, Insect, & Rodent Control	58,000.00
Other Welfare Services	
RECREATION and CONSERVATION	
Beaches and Boardwalks	
Parks, Playgrounds, Shade Trees	276,522.00
Land Reclamation & Conservation	66,806.97
Other Recreational Services	339,274.08
EDUCATION (excluding schools)	
Libraries	558,673.98
Other Educational Services	235,455.40
STATUTORY EXPENDITURES	
Pensions & F. L. C. A.	1,665,287.63
Employee Fringe Benefits	1,956,051.20
Other Statutory Expenditures	
CETA And Other Public Employment Programs	
MUNICIPAL FUNCTIONS TOTAL	
	23,341,409.58
CAPITAL IMPROVEMENTS *MEMO*	
	150,000.00
DEBT SERVICE	
Principal Payments	2,075,485.14
Interest Payments	519,170.50
TYPE I SCHL DEBT *MEMO	
	1,242,112.50
DEFERRED CHARGES	
SCHOOL, COUNTY, SPECIAL DISTRICT TAXES	2,432,951.68
RESERVE FOR UNCOLLECTED TAXES	32,696,605.91
	2,858,496.06
EXPENDITURES TOTAL	
	63,924,118.87

REVENUES-REALIZED				
1992 Property Taxes Collected				
	39,280,291.93			
1992 Payments in Lieu of Taxes				
	168,506.59			
Delinquent Tax & Lien Collections				
	2,661,230.74			
Business Personality Replacement Taxes				
	867,622.92			
Taxes from Public Utilities				
	2,252,904.00			
Other Miscellaneous Tax Revenues				
	5,975.76			
State Aid Revenues				
	8,923,921.37			
Federal Aid Revenues				
	18,810.00			
State and Local Fiscal Assistance Act Utilized				
	1,000.00			
Sale of Acquired Property				
	4,580,468.73			
Other Miscellaneous Revenues				
	58,760,732.04			
	TOTAL			
	58,760,732.04			
Prior Years Surplus Appropriated				
	4,809,040.38			
REVENUES TOTAL				
	63,569,772.42			
Reserve For Uncollected Taxes				
	2,858,496.06			
CAPITAL OUTLAY TOTAL				
	2,149,237.34			
Public Enterprises				
	837,996.34			
Recreation-Culture				
Public Works				
	1,249,510.00			
Buildings and Grounds				
	61,731.00			
Library and Education				
Conservation				
All Other				
CAPITAL DEBT AUTHORIZED, DECEMBER 31, 1992				
ISSUED AND UNISSUED	GROSS DEBT	NET DEBT		
School	4,421,000			
Self-Liquidating	11,099,342			
Other	8,301,195	8,301,195		
	Total	23,821,533		
ISSUED AND OUTSTANDING				
School	4,421,000.00			
Self-Liquidating	9,718,356.83			
Other	3,660,530.17			
	Total	17,799,887.00		
EQUALIZED VALUATION BASIS FOR NET DEBT COMPUTATION				
1,621,081,943				
REAL PROPERTY VALUATIONS				
Code	Class	# of Parcels	% VAL'N	ASSESSED VALUATION
1	Vacant Land	2438	3.58	54,183,300.00
2	Residential	12338	70.88	1,071,861,000.00
3	Farm	1100	2.48	37,551,400.00
4a	Commercial	1179	16.81	254,158,500.00
4b	Industrial	85	3.26	49,331,600.00
4c	Apartments	68	2.98	45,130,300.00
	Total	17708		1,512,216,100.00
Land Area		69.50	Sq. Miles	
Net Valuation Taxable-Municipal				1,529,981,271
Net Valuation Taxable-County				1,743,407,355
State Equalized Valuation				1,659,515,361
State Equalization Ratio				92.11

1992 PROPERTY TAX	
STATE EQUALIZED TAX RATE	
Local District School Taxes	1.00
Regional & Consolidated School Tax	
School Taxes in Municipal Budget	.01
County Taxes	.95
County Library Taxes	
Local Municipal Purpose Taxes	.51
Veteran & Senior Citizen Taxes	
Total Taxes for Rate Computation	2.47
SPECIAL DISTRICT TAXES	
Bank Corp. Taxes	
Add and Omitted Taxes	317,870.24
Total Taxes Levied - ABSTRACT	41,448,263.25
Total Taxes Billed	41,279,757.85
1992 TAXES COLLECTED	
	39,280,291.93
1992 Taxes Cancelled, Abated or Adjusted	
	272,571.60
Transfer to Tax Title Liens or Foreclosed	
	270,122.07
Balance Outstanding Dec. 31, 1992	
	1,456,772.45
PRIOR YEARS TAXES OUTSTANDING	
Balance January 1, 1992	
	2,846,115.84
Collected in 1992	
	2,209,972.36
Cancelled, Abated or Adjusted 1992	
	41,151.10
Transfers to Tax Title Liens or Foreclosed	
	534,795.50
Balance December 31, 1992	
	60,196.88
TAX TITLE LIENS OUTSTANDING	
Balance January 1, 1992	
	263,780.46
Transfer From Taxes	
	873,066.16
Redeemed in 1992	
	451,258.38
Cancelled, Abated or Adjusted (1992)	
	51.45
Transfers to Foreclosed Property	
	22,966.90
Balance December 31, 1992	
	662,569.89
PROPERTY ACQUIRED BY DEED OR FORECLOSURE	
Balance January 1, 1992	
	840,568.10
Transfers From Taxes or Liens	
	22,966.90
Sale for Cash (1992)	
	1,000.00
Cancelled, Abated or Adjusted (1992)	
	132,400.00
Balance December 31, 1992	
	730,135.00
CURRENT FINANCES DECEMBER 31, 1992	
ASSETS	
Cash Dec. 31, 1992	7,986,988.28
Taxes Receivable	1,516,969.33
Tax Title Liens	662,569.89
Foreclosed Property	730,135.00
Emergencies & Other Deferred Charges	
State and Federal Aid Receivable	4,863,362.49
Other Receivables	3,584,045.22
	Total
	19,344,070.21
LIABILITIES, RESERVES, AND SURPLUS	
Cash Liabilities	9,756,888.84
Reserves for Receivables	2,934,915.34
Surplus Dec. 31, 1992	6,652,266.03
	Total
	19,344,070.21

0434

Population 1980 12,919
Population 1990 24,559
S & P Rating
Moody Rating A1

General Tax Rate Per \$100. 2.94
State Equalized Tax Rate 2.29

VOORHEES TOWNSHIP - CAMDEN COUNTY
Form of Government:
Township Committee
Number of Members on Governing Body - 5

PER CAPITA:
Gross Debt 2,412.53
Net Debt 684.34
Debt Service 54.13
Total Tax Levy 1,736.88
Municipal Expenditures 556.29
PER CENT:
Gross Debt 3.49
Net Debt .99
Tax Levy Collected 96.18
Tax Levy Cancelled, Abated or Adjusted .89

Table with columns for EXPENDITURES, REVENUES-REALIZED, CAPITAL OUTLAY, CAPITAL DEBT AUTHORIZED, ISSUED AND UNISSUED, ISSUED AND OUTSTANDING, EQUALIZED VALUATION BASIS, REAL PROPERTY VALUATIONS, and 1992 PROPERTY TAX. Includes sub-sections like GENERAL GOVERNMENT, JUDICIARY, PUBLIC SAFETY, PUBLIC WORKS, HEALTH and WELFARE, RECREATION and CONSERVATION, EDUCATION, STATUTORY EXPENDITURES, MUNICIPAL FUNCTIONS, DEBT SERVICE, DEFERRED CHARGES, and CURRENT FINANCES DECEMBER 31, 1992.

0254
 Population 1980 10,802
 Population 1990 9,757
 S & P Rating
 Moody Rating A

General Tax Rate Per \$100. 2.37
 State Equalized Tax Rate 2.25

WALDWICK BOROUGH - BERGEN COUNTY
 Form of Government:
 Borough Council
 Number of Members on Governing Body - 6

PER CAPITA:
 Gross Debt 569.41
 Net Debt 365.97
 Debt Service 70.62
 Total Tax Levy 1,620.52
 Municipal Expenditures 758.02
 PER CENT:
 Gross Debt .74
 Net Debt .49
 Tax Levy Collected 97.38
 Tax Levy Cancelled, Abated or Adjusted .24

EXPENDITURES		REVENUES-REALIZED		1992 PROPERTY TAX	
GENERAL GOVERNMENT				STATE EQUALIZED TAX RATE 1.32	
Governing Body & Public Boards		1992 Property Taxes Collected 15,413,470.00		Local District School Taxes 10,706,380.00	
Municipal Clerk				Regional & Consolidated School Tax	
Financial Administration 40,750.00		1992 Payments in Lieu of Taxes		School Taxes in Municipal Budget	
Assessment of Taxes 47,780.00		Delinquent Tax & Lien Collections 321,386.00		County Taxes .27 1,890,445.41	
Collection of Taxes 85,070.00		Business Personalty Replacement Taxes 88,000.00		County Library Taxes	
Planning, Housing & Development 16,301.00		Taxes from Public Utilities 2,296,202.00		Local Municipal Purpose Taxes .45 3,191,554.00	
Human Resources 92,396.00		Other Miscellaneous Tax Revenues		Veteran & Senior Citizen Taxes 93,200.00	
Elections 3,000.00		State Aid Revenues 570,757.00		Total Taxes for Rate Computation 2.24 15,881,579.41	
General Administration (other) 545,596.00		Federal Aid Revenues		Special District Taxes	
JUDICIARY		State and Local Fiscal Assistance Act Utilized		Bank Corp. Taxes	
Municipal Courts 84,953.00		Sale of Acquired Property		Added and Omitted Taxes 22,989.00	
PUBLIC SAFETY		Other Miscellaneous Revenues 665,673.00		Total Taxes Levied - ABSTRACT 15,811,368.41	
Fire Protection 72,618.00		Total 19,355,488.00		Total Taxes Billed 15,828,107.00	
Police Protection 1,344,996.00		Prior Years Surplus Appropriated 450,000.00		1992 TAXES COLLECTED 15,413,470.00	
Civil Defense & Disaster Control		REVENUES TOTAL 19,805,488.00		1992 Taxes Cancelled, Abated or Adjusted 37,488.00	
Environmental Inspection & Control 65,711.00		Reserve For Uncollected Taxes 400,000.00		Transfer to Tax Title Liens or Foreclosed 5,205.00	
Other Public Safety		CAPITAL OUTLAY TOTAL 382,060.00		Balance Outstanding Dec. 31, 1992 371,944.00	
PUBLIC WORKS		Public Enterprises 58,372.00		PRIOR YEARS TAXES OUTSTANDING	
Streets and Drainage 534,100.00		Recreation-Culture 318.00		Balance January 1, 1992 245,851.00	
Sewers and Sewage Processing 1,523,965.00		Public Works 245,802.00		Collected in 1992 184,297.00	
Garbage and Trash Disposal 832,700.00		Buildings and Grounds 77,568.00		Cancelled, Abated or Adjusted 1992	
Public Buildings and Grounds 93,144.00		Library and Education		Transfers to Tax Title Liens or Foreclosed 5,743.00	
Other Public Works 20,500.00		Conservation		Balance December 31, 1992 55,811.00	
HEALTH and WELFARE		All Other		TAX TITLE LIENS OUTSTANDING	
Health Services Except Environmental		CAPITAL DEBT AUTHORIZED, DECEMBER 31, 1992		Balance January 1, 1992 153,230.00	
Welfare-Public Assistance 2,158.00		ISSUED AND UNISSUED GROSS DEBT NET DEBT		Transfer From Taxes 11,932.00	
Hospital, Clinics, First Aid		School 805,000		Redeemed in 1992 137,089.00	
Animal, Insect, & Radent Control 500.00		Self-Liquidating 960,700		Cancelled, Abated or Adjusted (1992) 12,469.00	
Other Welfare Services		Other 3,594,905		Transfers to Foreclosed Property	
RECREATION and CONSERVATION		Total 5,360,605		Balance December 31, 1992 15,604.00	
Beaches and Boardwalks		ISSUED AND OUTSTANDING		PROPERTY ACQUIRED BY DEED OR FORECLOSURE	
Parks, Playgrounds, Shade Trees 64,549.00		School 805,000.00		Balance January 1, 1992 35,510.00	
Land Reclamation & Conservation 66,366.00		Self-Liquidating 349,500.00		Transfers From Taxes or Liens	
Other Recreational Services 7,450.00		Other 3,594,900.00		Sale for Cash (1992)	
EDUCATION (excluding schools)		Total 6,749,400.00		Cancelled, Abated or Adjusted (1992)	
Libraries 268,000.00		EQUALIZED VALUATION BASIS FOR NET DEBT COMPUTATION 727,494,609		Balance December 31, 1992 35,510.00	
Other Educational Services		REAL PROPERTY VALUATIONS		CURRENT FINANCES DECEMBER 31, 1992	
STATUTORY EXPENDITURES		Code Class # of Parcels % VAL'N ASSESSED VALUATION		ASSETS	
Pensions & F. I. C. A. 236,124.00		1 Vacant Land 126 .84 5,608,900.00		Cash Dec. 31, 1992 1,695,541.00	
Employee Fringe Benefits 254,960.00		2 Residential 3229 87.01 579,494,300.00		Taxes Receivable 427,755.00	
Other Statutory Expenditures		3 Farm 6 .04 265,300.00		Tax Title Liens 15,604.00	
CETA And Other Public Employment Programs		4a Commercial 120 8.24 54,881,100.00		Foreclosed Property 35,510.00	
MUNICIPAL FUNCTIONS TOTAL 6,301,687.00		4b Industrial 23 3.97 25,759,900.00		Emergencies & Other Deferred Charges 2,400.00	
CAPITAL IMPROVEMENTS *MEMO*		4c Apartments		State and Federal Aid Receivable 13,787.00	
DEBT SERVICE		Total 3502 666,009,500.00		Other Receivables 158,563.00	
Principal Payments 383,337.00		Land Area 2.40 Sq. Miles		Total 2,359,160.00	
Interest Payments 305,730.00		Net Valuation Taxable-Municipal 666,882,624		LIABILITIES, RESERVES, AND SURPLUS	
DEFERRED CHARGES 5,260.00		Net Valuation Taxable-County 726,945,114		Cash Liabilities 920,318.00	
SCHOOL, COUNTY, SPECIAL DISTRICT TAXES 12,595,825.41		State Equalized Valuation 702,231,064		Reserves for Receivables 667,432.00	
RESERVE FOR UNCOLLECTED TAXES 400,000.00		State Equalization Ratio 94.96		Surplus Dec. 31, 1992 791,410.00	
EXPENDITURES TOTAL 19,992,839.41				Total 2,359,160.00	

Population 1980 **18,952**
 Population 1990 **20,244**
 S & P Rating
 Moody Rating **A**

General Tax Rate Per \$100.

1.75

State Equalized Tax Rate

1.86

WALL TOWNSHIP - MONMOUTH COUNTY

Form of Government:

Township Committee

Number of Members on Governing Body - **5**

PER CAPITA:

Gross Debt **1,689,42**
 Net Debt **1,419,51**
 Debt Service **68,98**
 Total Tax Levy **1,724,26**
 Municipal Expenditures **739,63**

PER CENT:

Gross Debt **1.87**
 Net Debt **1.54**
 Tax Levy Collected **92.15**
 Tax Levy Cancelled, Abated or Adjusted

EXPENDITURES	REVENUES-REALIZED	1992 PROPERTY TAX	
GENERAL GOVERNMENT		STATE EQUALIZED TAX RATE 1.86	
Governing Body & Public Boards		Local District School Taxes 1.03	18,593,849.50
Municipal Clerk		Regional & Consolidated School Tax	
Financial Administration	292,818.54	School Taxes in Municipal Budget	
Assessment of Taxes	127,428.49	County Taxes	* 8,209,031.01
Collection of Taxes	113,015.14	County Library Taxes	0.02 310,811.47
Planning, Housing & Development	376,334.74	Local Municipal Purpose Taxes	0.35 6,533,496.17
Human Resources	699,633.92	Veteran & Senior Citizen Taxes	154,150.00
Elections	3,500.00	Total Taxes for Rate Computation	1.86 33,801,338.15
General Administration (other)	696,009.41	Special District Taxes	621,830.00
JUDICIARY		Bank Corp. Taxes	
Municipal Courts	217,287.33	Added and Omitted Taxes	636,940.33
PUBLIC SAFETY		Total Taxes Levied - ABSTRACT	34,905,958.48
Fire Protection		Total Taxes Billed	34,905,958.51
Police Protection	3,480,862.38	1992 TAXES COLLECTED	32,165,888.94
Civil Defense & Disaster Control		1992 Taxes Cancelled, Abated or Adjusted	
Environmental Inspection & Control	236,364.18	Transfer to Tax Title Liens or Foreclosed	
Other Public Safety		Balance Outstanding Dec. 31, 1992	2,740,069.57
PUBLIC WORKS		PRIOR YEARS TAXES OUTSTANDING	
Streets and Drainage	643,852.40	Balance January 1, 1992	2,197,617.75
Sewers and Sewage Processing	561,620.40	Collected in 1992	1,661,094.01
Garbage and Trash Disposal	1,431,240.18	Cancelled, Abated or Adjusted 1992	
Public Buildings and Grounds	243,830.11	Transfers to Tax Title Liens or Foreclosed	
Other Public Works		Balance December 31, 1992	536,523.74
HEALTH AND WELFARE		TAX TITLE LIENS OUTSTANDING	
Health Services Except Environmental	35,824.82	Balance January 1, 1992	406,330.30
Welfare-Public Assistance	11,637.63	Transfer From Taxes	
Hospital, Clinics, First Aid		Redeemed in 1992	
Animal, Insect, & Rodent Control	8,000.00	Cancelled, Abated or Adjusted (1992)	
Other Welfare Services		Transfers to Foreclosed Property	
RECREATION and CONSERVATION		Balance December 31, 1992	406,330.30
Beaches and Boardwalks		PROPERTY ACQUIRED BY DEED OR FORECLOSURE	
Parks, Playgrounds, Shade Trees		Balance January 1, 1992	301,000.00
Land Reclamation & Conservation	3,500.00	Transfers From Taxes or Liens	
Other Recreational Services	185,540.70	Sole for Cash (1992)	
EDUCATION (excluding schools)		Cancelled, Abated or Adjusted (1992)	
Libraries	12,300.00	Balance December 31, 1992	301,000.00
Other Educational Services	2,000.00	CURRENT FINANCES DECEMBER 31, 1992	
STATUTORY EXPENDITURES		ASSETS	
Pensions & F.L.C.A.	479,373.73	Cash Dec. 31, 1992	7,033,450.64
Employee Fringe Benefits	581,441.60	Taxes Receivable	3,276,593.31
Other Statutory Expenditures		Tax Title Liens	406,330.30
CETA And Other Public Employment Programs		Foreclosed Property	301,000.00
MUNICIPAL FUNCTIONS TOTAL	10,452,420.75	Emergencies & Other Deferred Charges	69,627.39
CAPITAL IMPROVEMENTS *MEMO*		State and Federal Aid Receivable	
DEBT SERVICE		Other Receivables	244,439.25
Principal Payments	617,050.00	Total	11,331,441.39
Interest Payments	779,401.35	LIABILITIES, RESERVES, AND SURPLUS	
DEFERRED CHARGES	638,798.19	Cash Liabilities	6,406,305.62
SCHOOL, COUNTY, SPECIAL DISTRICT TAXES	27,735,521.98	Reserves for Receivables	4,228,362.86
RESERVE FOR UNCOLLECTED TAXES	2,485,332.94	Surplus Dec. 31, 1992	696,772.91
EXPENDITURES TOTAL	42,708,575.11	Total	11,331,441.39
REVENUES-REALIZED			
1992 Property Taxes Collected	32,165,888.94		
1992 Payments in Lieu of Taxes			
Delinquent Tax & Lien Collections	1,661,094.01		
Business Personality Replacement Taxes	199,122.28		
Taxes from Public Utilities	3,217,077.05		
Other Miscellaneous Tax Revenues			
State Aid Revenues	798,176.15		
Federal Aid Revenues			
State and Local Fiscal Assistance Act Utilized			
Sole of Acquired Property			
Other Miscellaneous Revenues	1,875,956.95		
Total	39,917,315.38		
Prior Years Surplus Appropriated	340,000.00		
REVENUES TOTAL	40,257,315.38		
Reserve For Uncollected Taxes	2,485,332.84		
CAPITAL OUTLAY TOTAL	1,572,141.57		
Public Enterprises	488,169.90		
Recreation-Culture			
Public Works	291,927.80		
Buildings and Grounds	786,067.65		
Library and Education			
Conservation	5,976.22		
All Other			
CAPITAL DEBT AUTHORIZED, DECEMBER 31, 1992			
ISSUED AND UNISSUED		GROSS DEBT	NET DEBT
School		5,421,000	
Self-Liquidating		11,128,699	11,128,699
Other		17,650,889	17,607,889
Total		34,200,589	28,736,589
ISSUED AND OUTSTANDING			
School		3,795,000.00	
Self-Liquidating		5,583,400.00	
Other		13,829,800.00	
Total		23,208,200.00	
EQUALIZED VALUATION BASIS FOR NET DEBT COMPUTATION		1,869,608,928	
REAL PROPERTY VALUATIONS		ASSESSED VALUATION	
Code Class # of Parcels % VAL'N			
1 Vacant Land 1422 8.59		163,929,200.00	
2 Residential 6624 66.66		1,272,097,800.00	
3 Farm 162 1.55		29,527,500.00	
4a Commercial 498 15.83		302,054,000.00	
4b Industrial 74 6.49		123,923,700.00	
4c Apartments 7 .89		16,917,700.00	
Total 8737		1,909,449,900.00	
Land Area 31.01 Sq. Miles			
Net Valuation Taxable-Municipal		1,918,771,602	
Net Valuation Taxable-County		1,975,366,878	
State Equalized Valuation		1,306,340,806	
State Equalization Ratio		106.26	



0255
 Population 1980 10,741
 Population 1990 10,828
 S & P Rating
 Moody Rating A

General Tax Rate Per \$100. 1.69
 State Equalized Tax Rate 1.69

WALLINGTON BOROUGH - BERGEN CO.
 Form of Government:
 Borough Council
 Number of Members on Governing Body - 6

PER CAPITA:
 Gross Debt 255.77
 Net Debt 180.06
 Debt Service 32.60
 Total Tax Levy 846.26
 Municipal Expenditures 472.20

PER CENT:
 Gross Debt .50
 Net Debt .35
 Tax Levy Collected 95.46
 Tax Levy Cancelled, Abated or Adjusted .75

EXPENDITURES		REVENUES-REALIZED		1992 PROPERTY TAX	
				STATE EQUALIZED TAX RATE	
GENERAL GOVERNMENT				1.00	
Governing Body & Public Boards					
Municipal Clerk					
Financial Administration	33,430.00	1992 Property Taxes Collected	8,760,634.05	Local District School Taxes	5,438,705.75
Assessment of Taxes	6,634.00	1992 Payments in Lieu of Taxes		Regional & Consolidated School Tax	
Collection of Taxes	86,600.00	Delinquent Tax & Lien Collections	247,512.00	School Taxes in Municipal Budget	
Planning, Housing & Development	16,780.00	Business Personalty Replacement Taxes	120,405.00	County Taxes	1,442,183.26
Human Resources		Taxes from Public Utilities	356,631.00	County Library Taxes	
Elections		Other Miscellaneous Tax Revenues		Local Municipal Purpose Taxes	2,277,718.83
General Administration (other)	384,011.00	State Aid Revenues	1,103,153.00	Veteran & Senior Citizen Taxes	140,900.00
JUDICIARY		Federal Aid Revenues		Total Taxes for Rate Computation	9,299,507.84
Municipal Courts	60,204.00	State and Local Fiscal Assistance Act Utilized		Special District Taxes	
PUBLIC SAFETY		State and Local Fiscal Assistance Act Utilized		Bank Corp. Taxes	
Fire Protection	95,473.00	Sale of Acquired Property		Added and Omitted Taxes	4,678.09
Police Protection	1,164,978.00	Other Miscellaneous Revenues	617,676.19	Total Taxes Levied - ABSTRACT	9,163,285.93
Civil Defense & Disaster Control	350.00			Total Taxes Billed	9,177,666.85
Environmental Inspection & Control	25,715.00	Prior Years Surplus Appropriated	500,000.00	1992 TAXES COLLECTED	8,760,634.05
Other Public Safety		REVENUES TOTAL	11,706,011.24	1992 Taxes Cancelled, Abated or Adjusted	69,054.87
PUBLIC WORKS		Reserve For Uncollected Taxes	500,686.00	Transfer to Tax Title Liens or Foreclosed	45,221.02
Streets and Drainage	178,627.00	CAPITAL OUTLAY TOTAL	499,266.05	Balance Outstanding Dec. 31, 1992	302,756.91
Sewers and Sewage Processing	557,135.00	Public Enterprises		PRIOR YEARS TAXES OUTSTANDING	
Garbage and Trash Disposal	640,865.00	Recreation-Culture	13,576.70	Balance January 1, 1992	344,722.53
Public Buildings and Grounds	66,550.00	Public Works	17,967.82	Collected in 1992	247,511.57
Other Public Works	3,000.00	Buildings and Grounds	342,797.02	Cancelled, Abated or Adjusted 1992	97,210.96
HEALTH and WELFARE		Library and Education	124,924.51	Transfers to Tax Title Liens or Foreclosed	
Health Services Except Environmental	47,499.00	Conservation		Balance December 31, 1992	
Welfare-Public Assistance	6,200.00	All Other		TAX TITLE LIENS OUTSTANDING	
Hospital, Clinics, First Aid		CAPITAL DEBT AUTHORIZED, DECEMBER 31, 1992		Balance January 1, 1992	280,498.85
Animal, Insect, & Rodent Control		ISSUED AND UNISSUED		Transfer From Taxes	45,221.02
Other Welfare Services	1,000.00	School	417,000	Redeemed in 1992	
RECREATION and CONSERVATION		Self-Liquidating	402,828	Cancelled, Abated or Adjusted (1992)	
Beaches and Boardwalks		Other	1,949,649	Transfers to Foreclosed Property	
Parks, Playgrounds, Shade Trees	1,000.00	Total	2,769,477	Balance December 31, 1992	325,719.87
Land Reclamation & Conservation	57,304.00	ISSUED AND OUTSTANDING		PROPERTY ACQUIRED BY DEED OR FORECLOSURE	
Other Recreational Services	22,500.00	School	417,000.00	Balance January 1, 1992	13,950.00
EDUCATION (excluding schools)		Self-Liquidating	108,200.00	Transfers From Taxes or Liens	
Libraries	184,135.00	Other	1,746,000.00	Sale for Cash (1992)	
Other Educational Services		Total	2,271,200.00	Cancelled, Abated or Adjusted (1992)	
STATUTORY EXPENDITURES		EQUALIZED VALUATION BASIS		Balance December 31, 1992	13,950.00
Pensions & F. I. C. A.	201,545.00	FOR NET DEBT COMPUTATION	558,021,065	CURRENT FINANCES DECEMBER 31, 1992	
Employee Fringe Benefits	327,090.00	REAL PROPERTY VALUATIONS		ASSETS	
Other Statutory Expenditures		Code Class # of Parcels % VAL'N ASSESSED VALUATION		Cash Dec. 31, 1992	1,151,300.00
CETA And Other Public Employment Programs		1 Vacant Land 68 1.07 5,782,500.00		Taxes Receivable	302,756.91
MUNICIPAL FUNCTIONS TOTAL	4,169,675.00	2 Residential 2087 69.15 368,962,900.00		Tax Title Liens	325,719.87
CAPITAL IMPROVEMENTS *ME 90*	15,000.00	3 Farm		Foreclosed Property	13,950.00
DEBT SERVICE		4a Commercial 166 10.96 59,328,700.00		Emergencies & Other Deferred Charges	2,868.00
Principal Payments	225,000.00	4b Industrial 41 9.66 52,296,300.00		State and Federal Aid Receivable	402.00
Interest Payments	128,000.00	4c Apartments 34 10.17 55,058,800.00		Other Receivables	7,059.22
DEFERRED CHARGES	89,637.00	Total 2395 541,429,200.00		Total	1,804,056.00
SCHOOL, COUNTY, SPECIAL DISTRICT TAXES	6,880,839.01	Land Area 1.00 Sq. Miles		LIABILITIES, RESERVES, AND SURPLUS	
RESERVE FOR UNCOLLECTED TAXES	500,686.00	Net Valuation Taxable-Municipal	542,780,400	Cash Liabilities	468,510.00
EXPENDITURES TOTAL	11,993,837.01	Net Valuation Taxable-County	560,368,030	Reserves for Receivables	649,486.00
		State Equalized Valuation	542,239,512	Surplus Dec. 31, 1992	686,060.00
		State Equalization Ratio	100.10	Total	1,804,056.00

1923
 Population 1980 150
 Population 1990 67
 S & P Rating
 Moody Rating

General Tax Rate Per \$100. .53
 State Equalized Tax Rate .53

WALPACK TOWNSHIP - SUSSEX COUNTY
 Form of Government:
 Township Committee
 Number of Members on Governing Body - 3

PER CAPITA:
 Gross Debt
 Net Debt
 Debt Service
 Total Tax Levy 229.38
 Municipal Expenditures 2,832.00

PER CENT:
 Gross Debt
 Net Debt
 Tax Levy Collected 98.02
 Tax Levy Cancelled, Abated or Adjusted .30

EXPENDITURES	REVENUES-REALIZED	1992 PROPERTY TAX	
GENERAL GOVERNMENT		STATE EQUALIZED TAX RATE	
Governing Body & Public Boards		Local District School Taxes	
Municipal Clerk		Regional & Consolidated School Tax	
Financial Administration 17,550.00	1992 Property Taxes Collected 13,658.09	School Taxes in Municipal Budget	
Assessment of Taxes 4,025.00	1992 Payments in Lieu of Taxes	County Taxes .55 *	14,223.32
Collection of Taxes 4,450.00	Delinquent Tax & Lien Collections	County Library Taxes .04	1,077.99
Planning, Housing & Development	Business Personalty Replacement Taxes 2,850.72	Local Municipal Purpose Taxes	
Human Resources	Taxes from Public Utilities 36,959.00	Veteran & Senior Citizen Taxes	200.00
Elections	Other Miscellaneous Tax Revenues	Total Taxes for Rate Computation .59	15,501.31
General Administration (other) 42,823.00	State Aid Revenues 1,523.00	Special District Taxes	
JUDICIARY	Federal Aid Revenues	Bank Corp. Taxes	
Municipal Courts	State and Local Fiscal Assistance Act Utilized	Added and Omitted Taxes	
PUBLIC SAFETY	Sale of Acquired Property	Total Taxes Levied - ABSTRACT	15,301.31
Fire Protection	Other Miscellaneous Revenues 65,081.01	Total Taxes Billed	13,934.22
Police Protection 3,500.00	Total 120,071.82	1992 TAXES COLLECTED	13,658.09
Civil Defense & Disaster Control 500.00	Prior Years Surplus Appropriated 150,722.00	1992 Taxes Cancelled, Abated or Adjusted	62.40
Environmental Inspection & Control 1,100.00	REVENUES TOTAL 270,793.82	Transfer to Tax Title Liens or Foreclosed	
Other Public Safety	Reserve For Uncollected Taxes 945.00	Balance Outstanding Dec. 31, 1992	233.73
PUBLIC WORKS	CAPITAL OUTLAY TOTAL	PRIOR YEARS TAXES OUTSTANDING	
Streets and Drainage 48,500.00	Public Enterprises	Balance January 1, 1992	333.11
Sewers and Sewage Processing	Recreation—Culture	Collected in 1992	333.11
Garbage and Trash Disposal	Public Works	Cancelled, Abated or Adjusted 1992	
Public Buildings and Grounds 7,200.00	Buildings and Grounds	Transfers to Tax Title Liens or Foreclosed	
Other Public Works 5,000.00	Library and Education	Balance December 31, 1992	
HEALTH and WELFARE	Conservation	TAX TITLE LIENS OUTSTANDING	
Health Services Except Environmental	All Other	Balance January 1, 1992	
Welfare-Public Assistance 501.00		Transfer From Taxes	
Hospital, Clinics, First Aid	CAPITAL DEBT AUTHORIZED, DECEMBER 31, 1992	Redeemed in 1992	
Animal, Insect, & Rodent Control 550.00	ISSUED AND UNISSUED GROSS DEBT NET DEBT	Cancelled, Abated or Adjusted (1992)	
Other Welfare Services	School	Transfers to Foreclosed Property	
RECREATION and CONSERVATION	Self-Liquidating	Balance December 31, 1992	
Beaches and Boardwalks	Other	PROPERTY ACQUIRED BY DEED OR FORECLOSURE	
Parks, Playgrounds, Shade Trees	Total	Balance January 1, 1992	
Land Reclamation & Conservation		Transfers From Taxes or Liens	
Other Recreational Services	ISSUED AND OUTSTANDING	Sale for Cash (1992)	
EDUCATION (excluding schools)	School	Cancelled, Abated or Adjusted (1992)	
Libraries	Self-Liquidating	Balance December 31, 1992	
Other Educational Services 15,000.00	Other	CURRENT FINANCES DECEMBER 31, 1992	
STATUTORY EXPENDITURES	Total	ASSETS	
Pensions & F. L. C. A. 13,000.00	EQUALIZED VALUATION BASIS FOR NET DEBT COMPUTATION 2,492,208	Cash Dec. 31, 1992	1,014,885.08
Employee Fringe Benefits 24,000.00	REAL PROPERTY VALUATIONS	Taxes Receivable	233.73
Other Statutory Expenditures 100.00	Code Class # of Parcels % VAL'N	Tax Title Liens	
CETA And Other Public Employment Programs	1 Vacant Land 12 10.63	Foreclosed Property	
MUNICIPAL FUNCTIONS TOTAL 188,799.00	2 Residential 11 35.20	Emergencies & Other Deferred Charges	
CAPITAL IMPROVEMENTS *MEMO* 5,000.00	3 Farm 10 16.33	State and Federal Aid Receivable	
DEBT SERVICE	4a Commercial 2 37.84	Other Receivables 475.69	
Principal Payments	4b Industrial	Total 1,015,594.50	
Interest Payments	4c Apartments	LIABILITIES, RESERVES, AND SURPLUS	
DEFERRED CHARGES	Total 35 2,510,900.00	Cash Liabilities 82,030.02	
SCHOOL, COUNTY, SPECIAL DISTRICT TAXES 15,301.31	Land Area 24.10 Sq. Miles	Reserves for Receivables 709.42	
RESERVE FOR UNCOLLECTED TAXES 945.00	Net Valuation Taxable-Municipal 2,629,095	Surplus Dec. 31, 1992 932,855.06	
EXPENDITURES TOTAL 205,045.31	Net Valuation Taxable-County 3,284,093	Total 1,015,594.50	
	State Equalized Valuation 2,610,403		
	State Equalization Ratio 100.75		

1613

Population 1980 10,025
 Population 1990 9,711
 S & P Rating
 Moody Rating 3AA1

General Tax Rate Per \$100. 2.31
 State Equalized Tax Rate 2.64

WANAQUE BOROUGH - PASSAIC COUNTY
 Form of Government:
 Borough Council
 Number of Members on Governing Body - 6

PER CAPITA:
 Gross Debt 649.96
 Net Debt 425.55
 Debt Service 41.91
 Total Tax Levy 1,359.20
 Municipal Expenditures 559.28
 PER CENT:
 Gross Debt 1.23
 Net Debt .81
 Tax Levy Collected 94.55
 Tax Levy Cancelled, Abated or Adjusted 1.02

EXPENDITURES		REVENUES-REALIZED		1992 PROPERTY TAX	
GENERAL GOVERNMENT		1992 Property Taxes Collected		STATE EQUALIZED TAX RATE	
Governing Body & Public Boards		1992 Payments in Lieu of Taxes	12,528,903.13	Local District School Taxes	.97 4,817,105.00
Municipal Clerk		Delinquent Tax & Lien Collections	35,869.32	Regional & Consolidated School Tax	.47 2,337,209.30
Financial Administration	99,900.00	Business Personality Replacement Taxes	166,698.16	School Taxes in Municipal Budget	
Assessment of Taxes	70,500.00	Taxes from Public Utilities	114,261.16	County Taxes	.50 2,517,085.73
Collection of Taxes	70,360.00	Other Miscellaneous Tax Revenues	530,913.02	County Library Taxes	
Planning, Housing & Development	30,800.00	State Aid Revenues	481,537.87	Local Municipal Purpose Taxes	.69 3,465,212.00
Human Resources	44,000.00	Federal Aid Revenues		Veteran & Senior Citizen Taxes	91,350.00
Elections	4,149.80	State and Local Fiscal Assistance Act Utilized		Total Taxes for Rate Computation	2.63 13,228,462.03
General Administration (other)	519,983.20	Sale of Acquired Property		Special District Taxes	
JUDICIARY		Other Miscellaneous Revenues	302,274.03	Bank Corp. Taxes	
Municipal Courts	48,685.00	Total	14,160,461.74	Added and Omitted Taxes	62,591.59
PUBLIC SAFETY		Prior Years Surplus Appropriated	700,000.00	Total Taxes Levied - ABSTRACT	13,199,203.62
Fire Protection	55,421.00	REVENUES TOTAL	14,860,461.74	Total Taxes Billed	13,250,566.53
Police Protection	1,136,985.00	Reserve For Uncollected Taxes	444,646.00	1992 TAXES COLLECTED	12,528,908.18
Civil Defense & Disaster Control	10,000.00	CAPITAL OUTLAY TOTAL	500,550.77	1992 Taxes Cancelled, Abated or Adjusted	135,253.52
Environmental Inspection & Control	66,280.00	Public Enterprises	79,936.09	Transfer to Tax Title Liens or Foreclosed	20,300.28
Other Public Safety		Recreation-Culture	699.16	Balance Outstanding Dec. 31, 1992	566,104.55
PUBLIC WORKS		Public Works	409,565.72	PRIOR YEARS TAXES OUTSTANDING	
Streets and Drainage	474,500.00	Buildings and Grounds	10,349.80	Balance January 1, 1992	218,479.31
Sewers and Sewage Processing	30,000.00	Library and Education		Collected in 1992	166,698.16
Garbage and Trash Disposal	971,840.00	Conservation		Cancelled, Abated or Adjusted 1992	1,024.80
Public Buildings and Grounds	94,267.00	All Other		Transfers to Tax Title Liens or Foreclosed	
Other Public Works	34,200.00	CAPITAL DEBT AUTHORIZED, DECEMBER 31, 1992		Balance December 31, 1992	50,756.35
HEALTH and WELFARE		ISSUED AND UNISSUED		TAX TITLE LIENS OUTSTANDING	
Health Services Except Environmental	148,013.00	School	1,858,976.38	Balance January 1, 1992	128,453.41
Welfare-Public Assistance	5,800.00	Self-Liquidating	582,000.00	Transfer From Taxes	20,300.28
Hospital, Clinics, First Aid		Other	3,370,770.00	Redeemed in 1992	
Animal, Insect, & Rodent Control		Total	6,311,746.00	Cancelled, Abated or Adjusted (1992)	
Other Welfare Services		ISSUED AND OUTSTANDING		Transfers to Foreclosed Property	
RECREATION and CONSERVATION		School	1,858,976.38	Balance December 31, 1992	148,753.69
Beaches and Boardwalks		Self-Liquidating	532,000.00	PROPERTY ACQUIRED BY DEED OR FORECLOSURE	
Parks, Playgrounds, Shade Trees	49,021.00	Other	3,870,770.25	Balance January 1, 1992	407,810.00
Land Reclamation & Conservation		Total	6,311,746.63	Transfers From Taxes or Liens	
Other Recreational Services	11,700.00	EQUALIZED VALUATION BASIS FOR NET DEBT COMPUTATION	513,638,113	Sale for Cash (1992)	
EDUCATION (excluding schools)		REAL PROPERTY VALUATIONS		Cancelled, Abated or Adjusted (1992)	
Libraries	173,127.00	Code Class # of Parcels % VAL'N ASSESSED VALUATION		Balance December 31, 1992	407,810.00
Other Educational Services		1 Vacant Land 276 5.51 31,336,900.00		CURRENT FINANCES DECEMBER 31, 1992	
STATUTORY EXPENDITURES		2 Residential 2853 83.63 475,651,350.00		ASSETS	
Pensions & F. L. C. A.	111,000.00	3 Farm		Cash Dec. 31, 1992	1,729,923.43
Employee Fringe Benefits	300,000.00	4a Commercial 104 7.53 42,811,500.00		Taxes Receivable	616,860.90
Other Statutory Expenditures	5,000.00	4b Industrial 18 3.00 17,078,690.00		Tax Title Liens	148,753.69
CETA And Other Public Employment Programs		4c Apartments 5 .33 1,883,500.00		Foreclosed Property	407,810.00
MUNICIPAL FUNCTIONS TOTAL	4,570,532.00	Total	3256 568,761,940.00	Emergencies & Other Deferred Charges	36,000.00
CAPITAL IMPROVEMENTS *ME 40*	13,750.00	Land Area 8.30 Sq. Miles		State and Federal Aid Receivable	26,502.66
DEBT SERVICE		Net Valuation Taxable-Municipal	570,908,005	Other Receivables	61,260.00
Principal Payments	139,930.00	Net Valuation Taxable-County	518,067,403	Total	3,027,110.68
Interest Payments	217,023.64	State Equalized Valuation	499,359,056	LIABILITIES, RESERVES, AND SURPLUS	
DEFERRED CHARGES	9,000.00	State Equalization Ratio	114.39	Cash Liabilities	714,481.22
SCHOOL COUNTY, SPECIAL DISTRICT TAXES	9,671,400.03			Reserves for Receivables	1,212,683.61
RESERVE FOR UNCOLLECTED TAXES	444,646.00			Surplus Dec. 31, 1992	1,099,940.85
EXPENDITURES TOTAL	15,102,531.67			Total	3,027,110.68

1924

Population 1980 7,268
 Population 1990 9,487
 S & P Rating
 Moody Rating

General Tax Rate Per \$100. 2.27
 State Equalized Tax Rate 2.17

WANTAGE TOWNSHIP - SUSSEX COUNTY

Form of Government:

Township Committee

Number of Members on Governing Body - 3

PER CAPITA:

Gross Debt 609.77
 Net Debt 6.01
 Debt Service 24.64
 Total Tax Levy 1,257.83
 Municipal Expenditures 416.99

PER CENT:

Gross Debt 1.03
 Net Debt .01
 Tax Levy Collected 90.23
 Tax Levy Cancelled, Abated or Adjusted .98

EXPENDITURES		REVENUES-REALIZED		1992 PROPERTY TAX	
GENERAL GOVERNMENT		REVENUES-REALIZED		STATE EQUALIZED TAX RATE	
Governing Body & Public Boards		1992 Property Taxes Collected	10,779,457.36	Local District School Taxes	
Municipal Clerk		1992 Payments in Lieu of Taxes		Regional & Consolidated School Tax	1.41
Financial Administration	88,540.00	Delinquent Tax & Lien Collections	813,898.39	School Taxes in Municipal Budget	
Assessment of Taxes	103,670.00	Business Personality Replacement Taxes	99,519.12	County Taxes	.44 *
Collection of Taxes	56,450.00	Taxes from Public Utilities	442,693.00	County Library Taxes	.03
Planning, Housing & Development	79,647.00	Other Miscellaneous Tax Revenues		Local Municipal Purpose Taxes	.28
Human Resources	12,240.00	State Aid Revenues	463,376.00	Veteran & Senior Citizen Taxes	
Elections	4,500.00	Federal Aid Revenues		Total Taxes for Rate Computation	2.16
General Administration (other)	349,859.30	State and Local Fiscal Assistance Act Utilized		Special District Taxes	
JUDICIARY		Sale of Acquired Property		Bank Corp. Taxes	
Municipal Courts	68,675.00	Other Miscellaneous Revenues	383,466.63	Added and Omitted Taxes	90,474.56
PUBLIC SAFETY		Total	12,982,410.50	Total Taxes Levied - ABSTRACT	11,933,056.55
Fire Protection	131,702.00	Prior Years Surplus Appropriated	500,000.00	Total Taxes Billed	11,946,597.54
Police Protection	63,000.00	REVENUES TOTAL	13,482,410.50	1992 TAXES COLLECTED	10,779,457.36
Civil Defense & Disaster Control	9,500.00	Reserve For Uncollected Taxes	1,299,562.00	1992 Taxes Cancelled, Abated or Adjusted	117,049.44
Environmental Inspection & Control	60,892.00	CAPITAL OUTLAY TOTAL	113,074.64	Transfer to Tax Title Liens or Foreclosed	17,113.47
Other Public Safety		Public Enterprises		Balance Outstanding Dec. 31, 1992	1,032,977.27
PUBLIC WORKS		Recreation-Culture		PRIOR YEARS TAXES OUTSTANDING	
Streets and Drainage	669,850.00	Public Works	103,296.56	Balance January 1, 1992	869,510.93
Sewers and Sewage Processing		Buildings and Grounds	9,778.08	Collected in 1992	810,554.76
Garbage and Trash Disposal	38,816.00	Library and Education		Cancelled, Abated or Adjusted 1992	749.39
Public Buildings and Grounds	109,000.00	Conservation		Transfers to Tax Title Liens or Foreclosed	1,608.84
Other Public Works	34,500.00	All Other		Balance December 31, 1992	56,597.94
HEALTH and WELFARE		CAPITAL DEBT AUTHORIZED, DECEMBER 31, 1992		TAX TITLE LIENS OUTSTANDING	
Health Services Except Environmental	8,880.00	ISSUED AND UNISSUED		Balance January 1, 1992	17,434.02
Welfare-Public Assistance	13,361.00	School	5,548,381	Transfer from Taxes	20,243.62
Hospital, Clinics, First Aid	1,500.00	Self-Liquidating		Redeemed in 1992	3,343.63
Animal, Insect, & Rodent Control	26,000.00	Other	227,000	Cancelled, Abated or Adjusted (1992)	
Other Welfare Services		Total	5,775,381	Transfers to Foreclosed Property	
RECREATION and CONSERVATION		ISSUED AND OUTSTANDING		Balance December 31, 1992	34,334.01
Beaches and Boardwalks		School	5,548,381.23	PROPERTY ACQUIRED BY DEED OR FORECLOSURE	
Parks, Playgrounds, Shade Trees	7,186.00	Self-Liquidating		Balance January 1, 1992	333,100.00
Land Reclamation & Conservation		Other	227,000.00	Transfers From Taxes or Liens	
Other Recreational Services	20,000.00	Total	5,775,381.23	Sale for Cash (1992)	
EDUCATION (excluding schools)		EQUALIZED VALUATION BASIS		Cancelled, Abated or Adjusted (1992)	
Libraries	3,500.00	FOR NET DEBT COMPUTATION	562,345,626	Balance December 31, 1992	333,100.00
Other Educational Services		REAL PROPERTY VALUATIONS		CURRENT FINANCES DECEMBER 31, 1992	
STATUTORY EXPENDITURES		Code Class # of Parcels % VAL'N		ASSETS	
Pensions & F. L. C. A.	105,400.00	1 Vacant Land 835 8.43	43,799,900.00	Cash Dec. 31, 1992	2,041,484.55
Employee Fringe Benefits	306,740.70	2 Residential 2738 68.81	357,692,200.00	Taxes Receivable	1,089,575.21
Other Statutory Expenditures	4,000.00	3 Farm 1066 10.87	56,510,300.00	Tax Title Liens	34,334.01
CETA And Other Public Employment Programs		4a Commercial 125 11.12	57,797,900.00	Foreclosed Property	333,100.00
MUNICIPAL FUNCTIONS TOTAL	2,382,407.00	4b Industrial 2 .15	754,700.00	Emergencies & Other Deferred Charges	173,960.00
CAPITAL IMPROVEMENTS *MEMO*	20,000.00	4c Apartments 3 .62	3,242,600.00	State and Federal Aid Receivable	40,761.21
DEBT SERVICE		Total 4769	519,797,600.00	Other Receivables	18,806.55
Principal Payments	200,000.00	Land Area 68.15 Sq. Miles		Total	3,732,021.53
Interest Payments	33,730.33	Net Valuation Taxable-Municipal	522,274,140	LIABILITIES, RESERVES, AND SURPLUS	
DEFERRED CHARGES	40,240.00	Net Valuation Taxable-County	572,006,837	Cash Liabilities	1,031,113.39
SCHOOL COUNTY, SPECIAL DISTRICT TAXES	10,336,899.99	State Equalized Valuation	547,147,932	Reserves for Receivables	1,488,639.60
RESERVE FOR UNCOLLECTED TAXES	1,299,562.00	State Equalization Ratio	95.48	Surplus Dec. 31, 1992	1,212,268.54
EXPENDITURES TOTAL	14,292,839.32			Total	3,732,021.53

*Includes County Health Service Taxes, County Vocational School Taxes, or County Open Space Tax. See Table 13.

1320
 Population 1980 9,805
 Population 1990 10,830
 S & P Rating
 Moody Rating AA

General Tax Rate Per \$100. 3.21
 State Equalized Tax Rate 1.46

WARREN TOWNSHIP - SOMERSET COUNTY
 Form of Government:
 Township Committee
 Number of Members on Governing Body - 5

PER CAPITA:
 Gross Debt 939,750.59
 Net Debt 604,770.37
 Debt Service 75,600.23
 Total Tax Levy 2,361,660.59
 Municipal Expenditures 718,870.19

PER CENT:
 Gross Debt 9.59
 Net Debt 6.37
 Tax Levy Collected 97.23
 Tax Levy Cancelled, Abated or Adjusted 1.19

EXPENDITURES		REVENUES-REALIZED		1992 PROPERTY TAX		
GENERAL GOVERNMENT		REVENUES-REALIZED		STATE EQUALIZED TAX RATE		
Governing Body & Public Boards		1992 Property Taxes Collected	24,938,508.41	Local District School Taxes	0.56 9,731,241.00	
Municipal Clerk		1992 Payments in Lieu of Taxes		Regional & Consolidated School Tax	0.28 4,859,775.01	
Financial Administration	113,550.00	Delinquent Tax & Lien Collections	1,081,204.74	School Taxes in Municipal Budget		
Assessment of Taxes	368,380.00	Business Personalty Replacement Taxes	130,156.20	County Taxes	0.42 * 7,400,598.68	
Collection of Taxes	59,395.00	Taxes from Public Utilities	1,106,307.00	County Library Taxes	0.03 546,207.59	
Planning, Housing & Development	121,010.00	Other Miscellaneous Tax Revenues		Local Municipal Purpose Taxes	0.16 2,882,717.30	
Human Resources	101,146.00	State Aid Revenues	333,733.93	Veteran & Senior Citizen Taxes	52,950.00	
Elections	9,900.00	Federal Aid Revenues		Total Taxes for Rate Computation	1.45 25,473,489.59	
General Administration (other)	1,016,810.00	State and Local Fiscal Assistance Act Utilized		Special District Taxes		
JUDICIARY		Sale of Acquired Property		Bank Corp. Taxes		
Municipal Courts	115,182.55	Other Miscellaneous Revenues	1,553,956.64	Added and Omitted Taxes	156,247.84	
PUBLIC SAFETY		Total	29,143,866.92	Total Taxes Levied - ABSTRACT	25,576,787.42	
Fire Protection	331,930.90	Prior Years Surplus Appropriated	795,000.00	Total Taxes Billed	25,650,208.69	
Police Protection	1,356,264.74	REVENUES TOTAL	29,938,866.92	1992 TAXES COLLECTED	24,938,508.41	
Civil Defense & Disaster Control	12,984.64	Reserve For Uncollected Taxes	1,014,000.00	1992 Taxes Cancelled, Abated or Adjusted	45,819.54	
Environmental Inspection & Control	103,175.00	CAPITAL OUTLAY TOTAL		Transfer to Tax Title Liens or Foreclosed		
Other Public Safety		Public Enterprises		Balance Outstanding Dec. 31, 1992	665,880.74	
PUBLIC WORKS		Recreation-Culture		PRIOR YEARS TAXES OUTSTANDING		
Streets and Drainage	853,975.00	Public Works	158,639.42	Balance January 1, 1992	817,798.81	
Sewers and Sewage Processing	98,000.00	Buildings and Grounds	784,470.13	Collected in 1992	780,104.42	
Garbage and Trash Disposal		Library and Education	275.00	Cancelled, Abated or Adjusted 1992	1,226.79	
Public Buildings and Grounds	214,470.00	Conservation		Transfers to Tax Title Liens or Foreclosed		
Other Public Works		All Other		Balance December 31, 1992	36,467.60	
HEALTH and WELFARE		CAPITAL DEBT AUTHORIZED, DECEMBER 31, 1992		TAX TITLE LIENS OUTSTANDING		
Health Services Except Environmental	138,130.00	ISSUED AND UNISSUED		Balance January 1, 1992	301,099.92	
Welfare-Public Assistance	9,580.00	School	2,127,766	Transfer From Taxes		
Hospital, Clinics, First Aid		Self-Liquidating		Redeemed in 1992	301,099.92	
Animal, Insect, & Rodent Control	1,500.00	Other	8,049,700	Cancelled, Abated or Adjusted (1992)		
Other Welfare Services		Total	10,177,466	Transfers to Foreclosed Property		
RECREATION and CONSERVATION		ISSUED AND OUTSTANDING		Balance December 31, 1992		
Beaches and Boardwalks		School	2,127,766.98	PROPERTY ACQUIRED BY DEED OR		
Parks, Playgrounds, Shade Trees		Self-Liquidating		FORECLOSURE		
Land Reclamation & Conservation	2,725.00	Other	6,001,000.00	Balance January 1, 1992	978,430.00	
Other Recreational Services	51,750.00	Total	8,128,766.98	Transfers From Taxes or Liens		
EDUCATION (excluding schools)		EQUALIZED VALUATION BASIS		Sale for Cash (1992)		
Libraries	5,500.00	FOR NET DEBT COMPUTATION	1,759,945,777	Cancelled, Abated or Adjusted (1992)		
Other Educational Services	6,800.00	REAL PROPERTY VALUATIONS		Balance December 31, 1992	978,430.00	
STATUTORY EXPENDITURES		Code	Class	# of Parcels	% VAL'N	ASSESSED VALUATION
Pensions & F. L. C. A.	394,100.00	1	Vacant Land	693	5.74	45,429,100.00
Employee Fringe Benefits	368,000.00	2	Residential	3584	68.60	543,268,400.00
Other Statutory Expenditures		3	Farm	157	1.05	8,317,300.00
CETA And Other Public Employment Programs		4a	Commercial	158	21.12	167,255,900.00
MUNICIPAL FUNCTIONS TOTAL		4b	Industrial	16	3.49	27,638,600.00
CAPITAL IMPROVEMENTS *MEMO*	34,000.00	4c	Apartments			
DEBT SERVICE		Total		4608		791,909,300.00
Principal Payments	370,000.00	Land Area	19.60	Sq. Miles		
Interest Payments	449,775.33	Net Valuation Taxable-Municipal				794,204,388
DEFERRED CHARGES		Net Valuation Taxable-County				1,769,023,460
SCHOOL, COUNTY, SPECIAL DISTRICT TAXES	100,285.60	State Equalized Valuation				1,747,357,450
RESERVE FOR UNCOLLECTED TAXES	22,537,822.28	State Equalization Ratio				65.38
EXPENDITURES TOTAL	30,323,142.04					
				LIABILITIES, RESERVES, AND SURPLUS		
				Cash Liabilities		1,954,402.60
				Reserves for Receivables		1,802,424.08
				Surplus Dec. 31, 1992		1,117,061.84
				Total		4,873,888.52

*Includes County Health Service Taxes, County Vocational School Taxes, or County Open Space Tax. See Table 13.

Population 1980 6,429
 Population 1990 6,474
 S & P Rating
 Moody Rating BAA

General Tax Rate Per \$100. 2.74
 State Equalized Tax Rate 2.70

WASHINGTON BOROUGH - WARREN CO.
 Form of Government:
 Council-Manager Plan E (OMCL 50)
 Number of Members on Governing Body - 7

PER CAPITA: PER CENT:
 Gross Debt 737.11 Gross Debt 1.61
 Net Debt 737.11 Net Debt 1.61
 Debt Service 66.84 Tax Levy Collected 93.33
 Total Tax Levy 1,234.08 Tax Levy Cancelled, Abated or Adjusted .24
 Municipal Expenditures 678.25

EXPENDITURES	REVENUES-REALIZED	1992 PROPERTY TAX	
GENERAL GOVERNMENT		STATE EQUALIZED TAX RATE	
Governing Body & Public Boards		Local District School Taxes .77	2,280,514.00
Municipal Clerk		Regional & Consolidated School Tax .59	1,752,254.89
Financial Administration 23,634.00	1992 Property Taxes Collected 7,479,022.15	School Taxes in Municipal Budget	
Assessment of Taxes 53,465.00	1992 Payments in Lieu of Taxes 31,099.89	County Taxes .64	1,889,181.72
Collection of Taxes 66,236.00	Delinquent Tax & Lien Collections 438,914.51	County Library Taxes	
Planning, Housing & Development 23,055.00	Business Personality Replacement Taxes 121,519.64	Local Municipal Purpose Taxes .70	2,061,163.45
Human Resources 46,018.00	Taxes from Public Utilities 356,535.00	Veteran & Senior Citizen Taxes	48,450.00
Elections 1,970.00	Other Miscellaneous Tax Revenues	Total Taxes for Rate Computation 2.70	8,031,564.05
General Administration (other) 616,189.00	State Aid Revenues 359,133.79	Special District Taxes	
JUDICIARY	Federal Aid Revenues	Bank Corp. Taxes	
Municipal Courts 77,825.19	State and Local Fiscal Assistance Act Utilized	Added and Omitted Taxes	6,295.19
PUBLIC SAFETY	Sale of Acquired Property	Total Taxes Levied - ABSTRACT	7,999,409.24
Fire Protection 78,732.00	Other Miscellaneous Revenues 516,211.47	Total Taxes Billed	8,009,527.13
Police Protection 803,418.96	Total 9,302,436.25	1992 TAXES COLLECTED	7,479,022.15
Civil Defense & Disaster Control 5,660.00	Prior Years Surplus Appropriated 600,000.00	1992 Taxes Cancelled, Abated or Adjusted	20,689.40
Environmental Inspection & Control	REVENUES TOTAL 9,902,436.25	Transfer to Tax Title Liens or Foreclosed	120,376.42
Other Public Safety	Reserve For Uncollected Taxes 602,648.59	Balance Outstanding Dec. 31, 1992	389,439.16
PUBLIC WORKS	CAPITAL OUTLAY TOTAL 384,762.26	PRIOR YEARS TAXES OUTSTANDING	
Streets and Drainage 364,393.61	Public Enterprises	Balance January 1, 1992	427,307.96
Sewers and Sewage Processing 276,723.46	Recreation-Culture	Collected in 1992	337,844.06
Garbage and Trash Disposal 365,000.00	Public Works 312,763.62	Cancelled, Abated or Adjusted 1992	.01
Public Buildings and Grounds 46,635.00	Buildings and Grounds 71,993.64	Transfers to Tax Title Liens or Foreclosed	84,004.66
Other Public Works	Library and Education	Balance December 31, 1992	5,459.23
HEALTH and WELFARE	Conservation	TAX TITLE LIENS OUTSTANDING	
Health Services Except Environmental	All Other	Balance January 1, 1992	235,264.09
Welfare-Public Assistance 3,520.00		Transfer From Taxes	227,369.91
Hospital, Clinics, First Aid	CAPITAL DEBT AUTHORIZED, DECEMBER 31, 1992	Redeemed in 1992	101,070.45
Animal, Insect, & Rodent Control 8,700.00	ISSUED AND UNISSUED	Cancelled, Abated or Adjusted (1992)	
Other Welfare Services	School	Transfers to Foreclosed Property	
RECREATION and CONSERVATION	Self-Liquidating	Balance December 31, 1992	361,563.55
Beaches and Boardwalks	Other 4,772,050	PROPERTY ACQUIRED BY DEED OR FORECLOSURE	
Parks, Playgrounds, Shade Trees 77,337.30	Total 4,772,050	Balance January 1, 1992	120,800.00
Land Reclamation & Conservation 2,061.88	ISSUED AND OUTSTANDING	Transfers From Taxes or Liens	
Other Recreational Services 2,200.00	School	Sale for Cash (1992)	
EDUCATION (excluding schools)	Self-Liquidating	Cancelled, Abated or Adjusted (1992)	
Libraries 149,677.00	Other	Balance December 31, 1992	120,800.00
Other Educational Services	Total 3,372,050.00	CURRENT FINANCES DECEMBER 31, 1992	
STATUTORY EXPENDITURES	EQUALIZED VALUATION BASIS FOR NET DEBT COMPUTATION 297,282,945	ASSETS	
Pensions & F. I. C. A. 99,380.00	REAL PROPERTY VALUATIONS	Cash Dec. 31, 1992	2,777,448.01
Employee Fringe Benefits 171,869.00	Code Class # of Parcels % VAL'N	Taxes Receivable	394,898.39
Other Statutory Expenditures 3,950.00	1 Vacant Land 106 1.42	Tax Title Liens	361,563.55
CETA And Other Public Employment Programs	2 Residential 1755 70.30	Foreclosed Property	120,800.00
MUNICIPAL FUNCTIONS TOTAL 3,355,670.40	3 Farm 5 .02	Emergencies & Other Deferred Charges	381.30
CAPITAL IMPROVEMENTS *MEMO* 4,115.39	4a Commercial 182 15.75	State and Federal Aid Receivable	
DEBT SERVICE	4b Industrial 15 6.03	Other Receivables	12,168.06
Principal Payments 200,000.00	4c Apartments 19 6.48	Total	3,667,259.31
Interest Payments 232,701.41	Total 2082	LIABILITIES, RESERVES, AND SURPLUS	
DEFERRED CHARGES	Land Area 1.90 Sq. Miles	Cash Liabilities	1,672,563.99
SCHOOL, COUNTY, SPECIAL DISTRICT TAXES 5,921,953.60	Net Valuation Taxable-Municipal 292,096,056	Reserves for Receivables	899,430.00
RESERVE FOR UNCOLLECTED TAXES 602,648.59	Net Valuation Taxable-County 300,711,821	Surplus Dec. 31, 1992	1,105,265.32
EXPENDITURES TOTAL 10,312,971.00	State Equalized Valuation 296,473,715	Total	3,667,259.31
	State Equalization Ratio 93.50		

0266
 Population 1980 9,550
 Population 1990 9,245
 S & P Rating
 Moody Rating AAA

General Tax Rate Per \$100: 2.28
 State Equalized Tax Rate 1.87

WASHINGTON TOWNSHIP - BERGEN CO.
 Form of Government:
Council-Manager Plan E (OMCL 50)
 Number of Members on Governing Body - 5

PER CAPITA:
 Gross Debt 722.29
 Net Debt 722.29
 Debt Service 101.31
 Total Tax Levy 1,598.01
 Municipal Expenditures 682.37

PER CENT:
 Gross Debt .81
 Net Debt .81
 Tax Levy Collected 98.33
 Tax Levy Cancelled, Abated or Adjusted .24

EXPENDITURES	REVENUES-REALIZED	1992 PROPERTY TAX
GENERAL GOVERNMENT		STATE EQUALIZED TAX RATE →
Governing Body & Public Boards	25,151.00	Local District School Taxes
Municipal Clerk	52,182.00	Regional & Consolidated School Tax 1.03
Financial Administration	190,633.00	School Taxes in Municipal Budget
Assessment of Taxes		County Taxes .27
Collection of Taxes		County Library Taxes
Planning, Housing & Development	12,603.00	Local Municipal Purpose Taxes .57
Human Resources	73,926.00	Veteran & Senior Citizen Taxes
Elections	3,150.00	Total Taxes for Rate Computation 1.87
General Administration (other)	349,942.00	Special District Taxes
JUDICIARY		Bank Corp. Taxes
Municipal Courts	44,925.00	Added and Omitted Taxes
PUBLIC SAFETY		Total Taxes Levied - ABSTRACT
Fire Protection	170,295.00	Total Taxes Billed
Police Protection	1,499,019.00	1992 TAXES COLLECTED
Civil Defense & Disaster Control	1,500.00	1992 Taxes Cancelled, Abated or Adjusted
Environmental Inspection & Control	39,107.00	Transfer to Tax Title Liens or Foreclosed
Other Public Safety		Balance Outstanding Dec. 31, 1992
PUBLIC WORKS		PRIOR YEARS TAXES OUTSTANDING
Streets and Drainage	39,100.00	Balance January 1, 1992
Sewers and Sewage Processing	683,204.00	Collected in 1992
Garbage and Trash Disposal	157,000.00	Cancelled, Abated or Adjusted 1992
Public Buildings and Grounds		Transfers to Tax Title Liens or Foreclosed
Other Public Works	552,410.00	Balance December 31, 1992
HEALTH and WELFARE		TAX TITLE LIENS OUTSTANDING
Health Services Except Environmental	183,029.00	Balance January 1, 1992
Welfare-Public Assistance	2,000.00	Transfer from Taxes
Hospital, Clinics, First Aid	1,400.00	Redeemed in 1992
Animal, Insect, & Rodent Control	9,100.00	Cancelled, Abated or Adjusted (1992)
Other Welfare Services		Transfers to Foreclosed Property
RECREATION and CONSERVATION		Balance December 31, 1992
Beaches and Boardwalks		PROPERTY ACQUIRED BY DEED OR FORECLOSURE
Parks, Playgrounds, Shade Trees		Balance January 1, 1992
Land Reclamation & Conservation	62,535.00	Transfers from Taxes or Liens
Other Recreational Services	105,911.00	Sale for Cash (1992)
EDUCATION (excluding schools)		Cancelled, Abated or Adjusted (1992)
Libraries	276,168.00	Balance December 31, 1992
Other Educational Services		CURRENT FINANCES DECEMBER 31, 1992
STATUTORY EXPENDITURES		ASSETS
Pensions & F. L. C. A.	75,777.00	Cash Dec. 31, 1992
Employee Fringe Benefits	299,836.00	Taxes Receivable
Other Statutory Expenditures		Tax Title Liens
CETA And Other Public Employment Programs		Foreclosed Property
MUNICIPAL FUNCTIONS TOTAL	4,909,903.00	Emergencies & Other Deferred Charges
CAPITAL IMPROVEMENTS *ME40*	155,000.00	State and Federal Aid Receivable
DEBT SERVICE		Other Receivables
Principal Payments	731,240.00	Total
Interest Payments	205,415.00	LIABILITIES, RESERVES, AND SURPLUS
DEFERRED CHARGES	52,979.00	Cash Liabilities
SCHOOL COUNTY, SPECIAL DISTRICT TAXES	10,274,267.05	Reserves for Receivables
RESERVE FOR UNCOLLECTED TAXES	409,000.00	Surplus Dec. 31, 1992
EXPENDITURES TOTAL	16,582,804.05	Total
	REVENUES-REALIZED	
	1992 Property Taxes Collected	14,554,154.00
	1992 Payments in Lieu of Taxes	
	Delinquent Tax & Lien Collections	168,966.00
	Business Personalty Replacement Taxes	24,535.00
	Taxes from Public Utilities	586,706.00
	Other Miscellaneous Tax Revenues	
	State Aid Revenues	367,678.00
	Federal Aid Revenues	
	State and Local Fiscal Assistance Act Utilized	
	Sale of Acquired Property	
	Other Miscellaneous Revenues	614,118.00
	Total	16,316,157.00
	Prior Years Surplus Appropriated	675,000.00
	REVENUES TOTAL	16,991,157.00
	Reserve For Uncollected Taxes	409,000.00
	CAPITAL OUTLAY TOTAL	1,504,010.00
	Public Enterprises	
	Recreation-Culture	47,231.00
	Public Works	945,949.00
	Buildings and Grounds	510,830.00
	Library and Education	
	Conservation	
	All Other	
	CAPITAL DEBT AUTHORIZED, DECEMBER 31, 1992	
	ISSUED AND UNISSUED GROSS DEBT NET DEBT	
	School	
	Self-Liquidating	
	Other	6,677,579
	Total	6,677,579
	ISSUED AND OUTSTANDING	
	School	
	Self-Liquidating	
	Other	3,736,148.00
	Total	3,736,148.00
	EQUALIZED VALUATION BASIS FOR NET DEBT COMPUTATION	822,051,402
	REAL PROPERTY VALUATIONS	
	Code Class # of Parcels % VAL'N ASSESSED VALUATION	
	1 Vacant Land 110 1.02 6,595,200.00	
	2 Residential 3191 96.30 623,440,700.00	
	3 Farm 1 2,200.00	
	4a Commercial 19 2.68 17,333,000.00	
	4b Industrial	
	4c Apartments	
	Total 3321 647,371,100.00	
	Land Area 2.87 Sq. Miles	
	Net Valuation Taxable-Municipal 643,203,636	
	Net Valuation Taxable-County 827,838,350	
	State Equalized Valuation 739,251,852	
	State Equalization Ratio 82.11	

0336

Population 1980 803
 Population 1990 805
 S & P Rating
 Moody Rating

General Tax Rate Per \$100. 1.82
 State Equalized Tax Rate 2.26

WASHINGTON TWP. - BURLINGTON CO.
 Form of Government:
 Township Committee
 Number of Members on Governing Body - 3

PER CAPITA:
 Gross Debt 158.97
 Net Debt 158.97
 Debt Service
 Total Tax Levy 1,040.79
 Municipal Expenditures 443.40

PER CENT:
 Gross Debt .36
 Net Debt .36
 Tax Levy Collected 91.13
 Tax Levy Cancelled, Abated or Adjusted .53

EXPENDITURES	REVENUES-REALIZED	1992 PROPERTY TAX	
GENERAL GOVERNMENT		STATE EQUALIZED TAX RATE	
Governing Body & Public Boards		Local District School Taxes 1.63	597,956.03
Municipal Clerk		Regional & Consolidated School Tax	
Financial Administration 8,403.00	1992 Property Taxes Collected 763,819.00	School Taxes in Municipal Budget	
Assessment of Taxes 7,400.00	1992 Payments in Lieu of Taxes	County Taxes .50	133,210.80
Collection of Taxes 9,133.00	Delinquent Tax & Lien Collections 78,172.00	County Library Taxes .03	11,574.64
Planning, Housing & Development 2,100.00	Business Personalty Replacement Taxes 23,295.00	Local Municipal Purpose Taxes .11	40,300.00
Human Resources 4,219.00	Taxes from Public Utilities 55,214.00	Veteran & Senior Citizen Taxes	11,600.00
Elections	Other Miscellaneous Tax Revenues 45,423.00	Total Taxes for Rate Computation 2.27	844,641.47
General Administration (other) 42,200.00	State Aid Revenues 39,042.00	Special District Taxes	
JUDICIARY	Federal Aid Revenues	Bank Corp. Taxes	
Municipal Courts 11,900.00	State and Local Fiscal Assistance Act Utilized	Added and Omitted Taxes 4,796.00	
PUBLIC SAFETY	Sale of Acquired Property	Total Taxes Levied - ABSTRACT 837,837.47	
Fire Protection 26,450.00	Other Miscellaneous Revenues 68,699.00	Total Taxes Billed 838,189.00	
Police Protection 13,000.00	Total 1,073,664.00	1992 TAXES COLLECTED 763,819.00	
Civil Defense & Disaster Control 1,850.00	Prior Years Surplus Appropriated 125,000.00	1992 Taxes Cancelled, Abated or Adjusted 4,406.00	
Environmental Inspection & Control 2,150.00	REVENUES TOTAL 1,198,664.00	Transfer to Tax Title Liens or Foreclosed 3,435.00	
Other Public Safety	Reserve For Uncollected Taxes 95,800.00	Balance Outstanding Dec. 31, 1992 66,529.00	
PUBLIC WORKS	CAPITAL OUTLAY TOTAL 35,109.00	PRIOR YEARS TAXES OUTSTANDING	
Streets and Drainage 22,900.00	Public Enterprises	Balance January 1, 1992 84,708.00	
Sewers and Sewage Processing	Recreation-Culture 884.00	Collected in 1992 78,172.00	
Garbage and Trash Disposal 75,400.00	Public Works 34,225.00	Cancelled, Abated or Adjusted 1992 5,121.00	
Public Buildings and Grounds 7,000.00	Buildings and Grounds	Transfers to Tax Title Liens or Foreclosed 235.00	
Other Public Works	Library and Education	Balance December 31, 1992 1,180.00	
HEALTH and WELFARE	Conservation	TAX TITLE LIENS OUTSTANDING	
Health Services Except Environmental 175.00	All Other	Balance January 1, 1992 18,862.00	
Welfare-Public Assistance 350.00		Transfer From Taxes 3,750.00	
Hospital, Clinics, First Aid	CAPITAL DEBT AUTHORIZED, DECEMBER 31, 1992	Redeemed in 1992	
Animal, Insect, & Rodent Control 2,200.00	ISSUED AND UNISSUED GROSS DEBT NET DEBT	Cancelled, Abated or Adjusted (1992)	
Other Welfare Services	School	Transfers to Foreclosed Property	
RECREATION and CONSERVATION	Self-Liquidating	Balance December 31, 1992 22,612.00	
Beaches and Boardwalks	Other 127,971	PROPERTY ACQUIRED BY DEED OR FORECLOSURE	
Parks, Playgrounds, Shade Trees	Total 127,971	Balance January 1, 1992	
Land Reclamation & Conservation 500.00	ISSUED AND OUTSTANDING	Transfers From Taxes or Liens	
Other Recreational Services	School	Sale for Cash (1992)	
EDUCATION (excluding schools)	Self-Liquidating	Cancelled, Abated or Adjusted (1992)	
Libraries	Other	Balance December 31, 1992	
Other Educational Services	Total	CURRENT FINANCES DECEMBER 31, 1992	
STATUTORY EXPENDITURES	EQUALIZED VALUATION BASIS FOR NET DEBT COMPUTATION 35,714,448	ASSETS	
Pensions & F. L. C. A. 4,400.00	REAL PROPERTY VALUATIONS	Cash Dec. 31, 1992 508,614.00	
Employee Fringe Benefits 157.00	Code Class # of Parcels % VAL'N ASSESSED VALUATION	Taxes Receivable 67,709.00	
Other Statutory Expenditures	1 Vacant Land 221 7.46 3,347,200.00	Tax Title Liens 22,612.00	
CETA And Other Public Employment Programs	2 Residential 342 77.23 34,666,520.00	Foreclosed Property	
MUNICIPAL FUNCTIONS TOTAL 241,887.00	3 Farm 40 4.28 1,920,900.00	Emergencies & Other Deferred Charges 4,000.00	
CAPITAL IMPROVEMENTS *MEMO*	4a Commercial 15 5.35 2,626,000.00	State and Federal Aid Receivable 1,058.00	
DEBT SERVICE	4b Industrial 9 5.00 2,243,130.00	Other Receivables 38,482.00	
Principal Payments	4c Apartments 1 .19 84,200.00	Total 642,475.00	
Interest Payments	Total 628 44,887,950.00	LIABILITIES, RESERVES, AND SURPLUS	
DEFERRED CHARGES 19,254.00	Land Area 107.32 Sq. Miles	Cash Liabilities 210,755.00	
SCHOOL, COUNTY, SPECIAL DISTRICT TAXES 792,741.47	Net Valuation Taxable-Municipal 45,665,304	Reserves for Receivables 128,803.00	
RESERVE FOR UNCOLLECTED TAXES 95,800.00	Net Valuation Taxable-County 34,572,238	Surplus Dec. 31, 1992 302,917.00	
EXPENDITURES TOTAL 1,149,632.47	State Equalized Valuation 36,916,111	Total 642,475.00	
	State Equalization Ratio 124.21		

0818
 Population 1980 27,878
 Population 1990 41,960
 S & P Rating
 Moody Rating AAA

General Tax Rate Per \$100 2.01
 State Equalized Tax Rate 2.01

WASHINGTON TWP. - GLOUCESTER CO.
 Form of Government:
 Council-Manager Plan E (OMCL 50)
 Number of Members on Governing Body - 5

PER CAPITA:
 Gross Debt 814.24
 Net Debt 332.80
 Debt Service 23.66
 Total Tax Levy 1,023.73
 Municipal Expenditures 341.49

PER CENT:
 Gross Debt 1.83
 Net Debt .77
 Tax Levy Collected 95.69
 Tax Levy Cancelled, Abated or Adjusted .45

EXPENDITURES	REVENUES-REALIZED	1992 PROPERTY TAX	
GENERAL GOVERNMENT		STATE EQUALIZED TAX RATE 1.13	
Governing Body & Public Boards 135,080.79	1992 Property Taxes Collected 41,291,407.77	Local District School Taxes 1.13	21,383,391.81
Municipal Clerk 191,876.93	1992 Payments in Lieu of Taxes 31,909.96	Regional & Consolidated School Tax	
Financial Administration 101,208.00	Delinquent Tax & Lien Collections 1,693,842.71	School Taxes in Municipal Budget	
Assessment of Taxes 166,615.00	Business Personalty Replacement Taxes 106,319.84	County Taxes .62	11,760,791.04
Collection of Taxes 120,227.32	Taxes from Public Utilities 1,880,306.98	County Library Taxes	
Planning, Housing & Development 113,463.18	Other Miscellaneous Tax Revenues	Local Municipal Purpose Taxes .25	4,726,877.48
Human Resources 161,065.00	State Aid Revenues 2,298,417.80	Veteran & Senior Citizen Taxes	216,600.00
Elections	Federal Aid Revenues	Total Taxes for Rate Computation 2.00	38,087,660.33
General Administration (other) 1,256,079.57	State and Local Fiscal Assistance Act Utilized 279.03	Special District Taxes	4,509,611.00
JUDICIARY	Sale of Acquired Property	Bank Corp. Taxes	
Municipal Courts 194,738.03	Other Miscellaneous Revenues 3,124,484.68	Added and Omitted Taxes	574,934.94
PUBLIC SAFETY	Total 50,426,968.57	Total Taxes Levied - ABSTRACT	42,955,606.27
Fire Protection	Prior Years Surplus Appropriated 110,300.00	Total Taxes Billed	43,151,845.95
Police Protection 3,698,662.84	REVENUES TOTAL 50,537,268.57	1992 TAXES COLLECTED	41,291,407.77
Civil Defense & Disaster Control 35,312.49	Reserve For Uncollected Taxes 2,232,539.33	1992 Taxes Cancelled, Abated or Adjusted	195,860.64
Environmental Inspection & Control 327,708.21	CAPITAL OUTLAY TOTAL 2,642,431.00	Transfer to Tax Title Liens or Foreclosed	207,172.13
Other Public Safety	Public Enterprises	Balance Outstanding Dec. 31, 1992	1,457,405.41
PUBLIC WORKS	Recreation-Culture	PRIOR YEARS TAXES OUTSTANDING	
Streets and Drainage 506,635.00	Public Works	Balance January 1, 1992	1,457,133.57
Sewers and Sewage Processing	Buildings and Grounds 2,642,431.00	Collected in 1992	1,261,982.12
Garbage and Trash Disposal	Library and Education	Cancelled, Abated or Adjusted 1992	18,467.26
Public Buildings and Grounds 20,500.00	Conservation	Transfers to Tax Title Liens or Foreclosed	91,340.08
Other Public Works 1,221,474.23	All Other	Balance December 31, 1992	85,344.11
HEALTH and WELFARE	CAPITAL DEBT AUTHORIZED, DECEMBER 31, 1992	TAX TITLE LIENS OUTSTANDING	
Health Services Except Environmental	ISSUED AND UNISSUED GROSS DEBT NET DEBT	Balance January 1, 1992	1,004,574.84
Welfare-Public Assistance	School 20,201,000	Transfer From Taxes	316,132.16
Hospital, Clinics, First Aid	Self-Liquidating	Redeemed in 1992	431,860.59
Animal, Insect, & Rodent Control	Other 13,964,411	Cancelled, Abated or Adjusted (1992)	11,085.37
Other Welfare Services 17,904.00	Total 34,165,411	Transfers to Foreclosed Property	10,003.43
RECREATION and CONSERVATION	ISSUED AND OUTSTANDING	Balance December 31, 1992	867,757.61
Beaches and Boardwalks	School 20,201,000.00	PROPERTY ACQUIRED BY DEED OR FORECLOSURE	
Parks, Playgrounds, Shade Trees	Self-Liquidating	Balance January 1, 1992	15,114,300.00
Land Reclamation & Conservation 4,800.00	Other 12,358,191.07	Transfers From Taxes or Liens	10,003.43
Other Recreational Services 24,300.00	Total 32,559,191.07	Sale for Cash (1992)	
EDUCATION (excluding schools)	EQUALIZED VALUATION BASIS FOR NET DEBT COMPUTATION 1,815,354,223	Cancelled, Abated or Adjusted (1992)	15,000.00
Libraries 611,693.00	REAL PROPERTY VALUATIONS	Balance December 31, 1992	15,109,303.43
Other Educational Services 11,500.00	Code Class # of Parcels % VAL'N ASSESSED VALUATION	CURRENT FINANCES DECEMBER 31, 1992	
STATUTORY EXPENDITURES	1 Vacant Land 1321 3.66 58,937,400.00	ASSETS	
Pensions & F. I. C. A. 704,665.13	2 Residential 12838 79.29 1,492,260,900.00	Cash Dec. 31, 1992	3,006,479.02
Employee Fringe Benefits 1,110,000.00	3 Farm 184 .46 8,722,600.00	Taxes Receivable	1,542,749.52
Other Statutory Expenditures	4a Commercial 548 14.24 268,090,200.00	Tax Title Liens	867,757.61
CETA And Other Public Employment Programs	4b Industrial 13 .38 7,184,700.00	Foreclosed Property	15,109,303.43
MUNICIPAL FUNCTIONS TOTAL 10,866,793.72	4c Apartments 6 1.96 36,895,500.00	Emergencies & Other Deferred Charges	341,992.07
CAPITAL IMPROVEMENTS *MEMO* 50,000.00	Total 14910 1,882,091,300.00	State and Federal Aid Receivable	1,330.83
DEBT SERVICE	Land Area 21.65 Sq. Miles	Other Receivables	203,631.02
Principal Payments 436,465.24	Net Valuation Taxable-Municipal 1,892,307,164	Total	21,073,243.50
Interest Payments 555,148.54	Net Valuation Taxable-County 1,894,190,551	LIABILITIES, RESERVES, AND SURPLUS	
DEFERRED CHARGES 237,111.97	State Equalized Valuation 1,894,379,744	Cash Liabilities	1,809,940.37
SCHOOL, COUNTY, SPECIAL DISTRICT TAXES 37,653,773.85	State Equalization Ratio 99.99	Reserves for Receivables	17,723,441.58
RESERVE FOR UNCOLLECTED TAXES 2,232,539.33		Surplus Dec. 31, 1992	1,539,861.55
EXPENDITURES TOTAL 51,982,852.65		Total	21,073,243.50

1112

Population 1980 3,487
 Population 1990 5,815
 S & P Rating
 Moody Rating AAA

General Tax Rate Per \$100. 6.69
 State Equalized Tax Rate 1.43

WASHINGTON TOWNSHIP - MERCER CO.
 Form of Government:
 Township Committee
 Number of Members on Governing Body - 5

PER CAPITA:
 Gross Debt 2,812.51
 Net Debt 889.80
 Debt Service 69.50
 Total Tax Levy 1,325.35
 Municipal Expenditures 710.38

PER CENT:
 Gross Debt 3.74
 Net Debt 1.18
 Tax Levy Collected 95.41
 Tax Levy Cancelled, Abated or Adjusted .03

EXPENDITURES		REVENUES-REALIZED		1992 PROPERTY TAX		
GENERAL GOVERNMENT				STATE EQUALIZED TAX RATE		
Governing Body & Public Boards		1992 Property Taxes Collected	7,359,113.94	Local District School Taxes	.73 3,636,945.50	
Municipal Clerk		1992 Payments in Lieu of Taxes	9,651.62	Regional & Consolidated School Tax		
Financial Administration	99,550.00	Delinquent Tax & Lien Collections	276,411.06	School Taxes in Municipal Budget		
Assessment of Taxes	199,127.00	Business Personalty Replacement Taxes	63,682.36	County Taxes	.43 * 2,160,193.42	
Collection of Taxes	38,825.00	Taxes from Public Utilities	1,315,575.00	County Library Taxes	.04 207,046.99	
Planning, Housing & Development	210,419.83	Other Miscellaneous Tax Revenues		Local Municipal Purpose Taxes	.22 1,105,797.82	
Human Resources	63,991.00	State Aid Revenues	323,150.76	Veteran & Senior Citizen Taxes	30,250.00	
Elections	2,500.00	Federal Aid Revenues		Total Taxes for Rate Computation	1.42 7,138,223.73	
General Administration (other)	591,143.00	State and Local Fiscal Assistance Act Utilized		Special District Taxes	393,404.00	
JUDICIARY		Sale of Acquired Property		Bank Corp. Taxes		
Municipal Courts	158,750.00	Other Miscellaneous Revenues	714,060.60	Added and Omitted Taxes	205,504.87	
PUBLIC SAFETY		Total	10,061,645.34	Total Taxes Levied - ABSTRACT	7,706,882.60	
Fire Protection	12,055.00	Prior Years Surplus Appropriated	365,000.00	Total Taxes Billed	7,712,778.10	
Police Protection	892,522.08	REVENUES TOTAL	10,426,645.34	1992 TAXES COLLECTED	7,359,113.94	
Civil Defense & Disaster Control	1,200.00	Reserve For Uncollected Taxes	349,631.00	1992 Taxes Cancelled, Abated or Adjusted	1,981.84	
Environmental Inspection & Control	99,655.00	CAPITAL OUTLAY TOTAL	1,732,666.57	Transfer to Tax Title Liens or Foreclosed	7,991.92	
Other Public Safety				Balance Outstanding Dec. 31, 1992	343,690.40	
PUBLIC WORKS				PRIOR YEARS TAXES OUTSTANDING		
Streets and Drainage	257,805.00	Public Enterprises		Balance January 1, 1992	283,893.58	
Sewers and Sewage Processing	7,300.00	Recreation-Culture	468,765.99	Collected in 1992	276,411.06	
Garbage and Trash Disposal	320,000.00	Public Works	296,997.14	Cancelled, Abated or Adjusted 1992		
Public Buildings and Grounds	125,025.00	Buildings and Grounds	966,903.44	Transfers to Tax Title Liens or Foreclosed	7,482.52	
Other Public Works		Library and Education		Balance December 31, 1992		
HEALTH and WELFARE		Conservation		TAX TITLE LIENS OUTSTANDING		
Health Services Except Environmental	59,225.00	All Other		Balance January 1, 1992		
Welfare-Public Assistance	5,255.00	CAPITAL DEBT AUTHORIZED, DECEMBER 31, 1992		Transfer From Taxes	16,847.30	
Hospital, Clinics, First Aid		ISSUED AND UNISSUED	GROSS DEBT	Redeemed in 1992		
Animal, Insect, & Rodent Control	2,200.00	School	10,928,600	Cancelled, Abated or Adjusted (1992)		
Other Welfare Services		Self-Liquidating		Transfers to Foreclosed Property		
RECREATION and CONSERVATION		Other	5,426,117	Balance December 31, 1992	16,847.30	
Beaches and Boardwalks		Total	16,354,717	PROPERTY ACQUIRED BY DEED OR		
Parks, Playgrounds, Shade Trees	38,000.00	ISSUED AND OUTSTANDING		FORECLOSURE		
Land Reclamation & Conservation	5,861.97	School	579,600.00	Balance January 1, 1992	5,450.00	
Other Recreational Services	31,090.00	Self-Liquidating		Transfers From Taxes or Liens		
EDUCATION (excluding schools)		Other	4,715,777.09	Sale for Cash (1992)		
Libraries	2,000.00	Total	5,295,377.09	Cancelled, Abated or Adjusted (1992)		
Other Educational Services	1,000.00	EQUALIZED VALUATION BASIS		Balance December 31, 1992	5,450.00	
STATUTORY EXPENDITURES		FOR NET DEBT COMPUTATION		CURRENT FINANCES DECEMBER 31, 1992		
Pensions & F. I. C. A.	129,555.12	REAL PROPERTY VALUATIONS		ASSETS		
Employee Fringe Benefits		Code	Class	# of Parcels	% VAL'N	ASSESSED VALUATION
Other Statutory Expenditures		1	Vacant Land	561	5.46	5,760,306.00
CETA And Other Public Employment Programs		2	Residential	2193	70.52	74,440,060.00
MUNICIPAL FUNCTIONS		3	Farm	371	6.27	6,616,946.00
CAPITAL IMPROVEMENTS	7,000.00	4a	Commercial	112	13.86	14,630,750.00
DEBT SERVICE		4b	Industrial	8	2.89	3,055,950.00
Principal Payments	160,000.00	4c	Apartments	1	1.00	1,056,000.00
Interest Payments	244,150.96	Total		3246		105,560,012.00
DEFERRED CHARGES		Land Area 20.70 Sq. Miles		LIABILITIES, RESERVES, AND SURPLUS		
SCHOOL, COUNTY, SPECIAL DISTRICT TAXES	6,395,589.91	Net Valuation Taxable-Municipal		Cash Liabilities		
RESERVE FOR UNCOLLECTED TAXES	349,631.00	Net Valuation Taxable-County		Reserves for Receivables		
EXPENDITURES		State Equalized Valuation		Surplus Dec. 31, 1992		
TOTAL	10,526,426.87	State Equalization Ratio		Total		
		21.37		4,449,329.97		

*Includes County Health Service Taxes, County Vocational School Taxes, or County Open Space Tax. See Table 13.

1438

Population 1980 11,402
 Population 1990 15,592
 S & P Rating AAA
 Moody Rating

General Tax Rate Per \$100. 4.12
 State Equalized Tax Rate 2.03

WASHINGTON TOWNSHIP - MORRIS CO.
 Form of Government:
 Mayor Council Plan E (OMCL 50)
 Number of Members on Governing Body - 5

PER CAPITA:
 Gross Debt 797.94
 Net Debt 53.05
 Debt Service 18.78
 Total Tax Levy 1,549.38
 Municipal Expenditures 522.15

PER CENT:
 Gross Debt 1.04
 Net Debt .07
 Tax Levy Collected 96.52
 Tax Levy Cancelled, Abated or Adjusted .21

EXPENDITURES		REVENUES-REALIZED		1992 PROPERTY TAX	
GENERAL GOVERNMENT		REVENUES-REALIZED		STATE EQUALIZED TAX RATE	
Governing Body & Public Boards		1992 Property Taxes Collected	23,367,905.60	Local District School Taxes	.92 10,943,109.00
Municipal Clerk		1992 Payments in Lieu of Taxes		Regional & Consolidated School Tax	.46 5,387,347.54
Financial Administration	79,380.00	Delinquent Tax & Lien Collections	672,998.82	School Taxes in Municipal Budget	
Assessment of Taxes	94,040.00	Business Personalty Replacement Taxes	107,998.00	County Taxes	.30 3,536,757.84
Collection of Taxes	70,076.00	Taxes from Public Utilities	923,387.82	County Library Taxes	
Planning, Housing & Development	103,665.00	Other Miscellaneous Tax Revenues		Local Municipal Purpose Taxes	.35 4,120,188.00
Human Resources	101,609.00	State Aid Revenues	754,788.20	Veteran & Senior Citizen Taxes	
Elections	7,600.00	Federal Aid Revenues		Total Taxes for Rate Computation	2.03 24,038,252.38
General Administration (other)	999,154.65	State and Local Fiscal Assistance Act Utilized		Special District Taxes	
JUDICIARY		Sale of Acquired Property		Bank Corp. Taxes	
Municipal Courts	100,950.00	Other Miscellaneous Revenues	1,102,552.79	Added and Omitted Taxes	170,585.80
PUBLIC SAFETY		Total	26,929,631.23	Total Taxes Levied - ABSTRACT	24,157,988.18
Fire Protection	116,790.00	Prior Years Surplus Appropriated	1,375,000.00	Total Taxes Billed	24,209,775.45
Police Protection	1,579,791.80	REVENUES TOTAL	28,304,631.23	1992 TAXES COLLECTED	23,367,905.60
Civil Defense & Disaster Control	800.00	Reserve For Uncollected Taxes	1,158,622.00	1992 Taxes Cancelled, Abated or Adjusted	50,518.73
Environmental Inspection & Control	50,000.00	CAPITAL OUTLAY	TOTAL 427,529.50	Transfer to Tax Title Liens or Foreclosed	129,783.76
Other Public Safety	123,047.00	Public Enterprises		Balance Outstanding Dec. 31, 1992	661,567.36
PUBLIC WORKS		Recreation-Culture		PRIOR YEARS TAXES OUTSTANDING	
Streets and Drainage	1,343,736.00	Public Works	402,063.50	Balance January 1, 1992	757,581.51
Sewers and Sewage Processing	111,350.00	Buildings and Grounds	25,466.00	Collected in 1992	624,489.78
Garbage and Trash Disposal		Library and Education		Cancelled, Abated or Adjusted 1992	29,675.41
Public Buildings and Grounds	78,000.00	Conservation		Transfers to Tax Title Liens or Foreclosed	31,488.63
Other Public Works		All Other		Balance December 31, 1992	71,927.69
HEALTH and WELFARE		CAPITAL DEBT AUTHORIZED, DECEMBER 31, 1992		TAX TITLE LIENS OUTSTANDING	
Health Services Except Environmental	163,497.00	ISSUED AND UNISSUED		Balance January 1, 1992	320,145.85
Welfare-Public Assistance	3,505.00	School	11,614,232	Transfer From Taxes	165,099.68
Hospital, Clinics, First Aid		Self-Liquidating		Redeemed in 1992	48,509.04
Animal, Insect, & Radent Control		Other	827,201	Cancelled, Abated or Adjusted (1992)	
Other Welfare Services		Total	12,441,433	Transfers to Foreclosed Property	21,080.39
RECREATION and CONSERVATION		ISSUED AND OUTSTANDING		Balance December 31, 1992	415,656.10
Beaches and Boardwalks		School	11,614,232.13	PROPERTY ACQUIRED BY DEED OR FORECLOSURE	
Parks, Playgrounds, Shade Trees	2,125.00	Self-Liquidating		Balance January 1, 1992	514,919.61
Land Reclamation & Conservation	18,030.00	Other	827,201.00	Transfers From Taxes or Liens	21,080.39
Other Recreational Services	131,205.00	Total	12,441,433.13	Sale for Cash (1992)	
EDUCATION (excluding schools)		EQUALIZED VALUATION BASIS FOR NET DEBT COMPUTATION		Cancelled, Abated or Adjusted (1992)	
Libraries	393,461.00	REAL PROPERTY VALUATIONS		Balance December 31, 1992	536,000.00
Other Educational Services	240.00	Code Class # of Parcels % VAL'N ASSESSED VALUATION		CURRENT FINANCES DECEMBER 31, 1992	
STATUTORY EXPENDITURES		1 Vacant Land 709 3.54 20,580,500.00		ASSETS	
Pensions & F. L. C. A.	591,500.00	2 Residential 4629 84.58 491,301,550.00		Cash Dec. 31, 1992	4,085,759.46
Employee Fringe Benefits	421,400.00	3 Farm 630 4.35 25,258,300.00		Taxes Receivable	733,495.05
Other Statutory Expenditures	5,000.00	4a Commercial 147 3.20 18,564,750.00		Tax Title Liens	415,656.10
CETA And Other Public Employment Programs		4b Industrial 23 2.80 16,288,100.00		Foreclosed Property	536,000.00
MUNICIPAL FUNCTIONS TOTAL	6,690,012.45	4c Apartments 6 1.53 8,877,700.00		Emergencies & Other Deferred Charges	
CAPITAL IMPROVEMENTS * ME #0*	250,000.00	Total 6142 45.12 Sq. Miles 580,870,900.00		State and Federal Aid Receivable	450.08
DEBT SERVICE		Land Area 45.12 Sq. Miles		Other Receivables	66,889.31
Principal Payments	250,000.00	Net Valuation Taxable-Municipal	593,475,477	Total	5,838,250.00
Interest Payments	42,755.34	Net Valuation Taxable-County	1,201,031,584	LIABILITIES, RESERVES, AND SURPLUS	
DEFERRED CHARGES		State Equalized Valuation	1,190,602,752	Cash Liabilities	1,505,943.19
SCHOOL COUNTY, SPECIAL DISTRICT TAXES	19,867,214.38	State Equalization Ratio	49.31	Reserves for Receivables	1,752,040.46
RESERVE FOR UNCOLLECTED TAXES	1,158,622.00			Surplus Dec. 31, 1992	2,580,266.35
EXPENDITURES TOTAL	29,008,604.17			Total	5,838,250.00

2122

Population 1980 **6,243**
 Population 1990 **5,367**
 S & P Rating
 Moody Rating

General Tax Rate Per \$100. **2.05**
 State Equalized Tax Rate **2.06**

WASHINGTON TOWNSHIP - WARREN CO.
 Form of Government:
Township Committee
 Number of Members on Governing Body - 5

PER CAPITA:
 Gross Debt **569.12**
 Net Debt **106.22**
 Debt Service **3.13**
 Total Tax Levy **1,363.61**
 Municipal Expenditures **492.92**

PER CENT:
 Gross Debt **.39**
 Net Debt **.16**
 Tax Levy Collected **94.45**
 Tax Levy Cancelled, Abated or Adjusted

EXPENDITURES	REVENUES-REALIZED	1992 PROPERTY TAX				
		STATE EQUALIZED TAX RATE				
GENERAL GOVERNMENT		Local District School Taxes	2,302,192.82			
Governing Body & Public Boards		Regional & Consolidated School Tax	1,892,584.14			
Municipal Clerk		School Taxes in Municipal Budget				
Financial Administration	40,974.00	County Taxes	2,159,327.46			
Assessment of Taxes	39,472.00	County Library Taxes	131,657.91			
Collection of Taxes	50,519.00	Local Municipal Purpose Taxes	647,252.00			
Planning, Housing & Development	37,213.00	Veteran & Senior Citizen Taxes	45,600.00			
Human Resources	78,231.00	Total Taxes for Rate Computation	7,228,614.33			
Elections		Special District Taxes				
General Administration (other)	258,708.00	Bank Corp. Taxes				
JUDICIARY		Added and Omitted Taxes	135,481.24			
Municipal Courts	36,839.00	Total Taxes Levied - ABSTRACT	7,318,495.57			
PUBLIC SAFETY		Total Taxes Billed	7,365,449.88			
Fire Protection	69,071.00	1992 TAXES COLLECTED	6,937,721.26			
Police Protection	597,062.00	1992 Taxes Cancelled, Abated or Adjusted				
Civil Defense & Disaster Control	5,893.00	Transfer to Tax Title Liens or Foreclosed				
Environmental Inspection & Control		Balance Outstanding Dec. 31, 1992	407,728.62			
Other Public Safety		PRIOR YEARS TAXES OUTSTANDING				
PUBLIC WORKS		Balance January 1, 1992	311,412.69			
Streets and Drainage	283,634.00	Collected in 1992	279,019.74			
Sewers and Sewage Processing	3,509.00	Cancelled, Abated or Adjusted 1992				
Garbage and Trash Disposal	200.00	Transfers to Tax Title Liens or Foreclosed				
Public Buildings and Grounds	60,236.00	Balance December 31, 1992	32,392.95			
Other Public Works	30,000.00	TAX TITLE LIENS OUTSTANDING				
HEALTH and WELFARE		Balance January 1, 1992	264,421.51			
Health Services Except Environmental	8,560.00	Transfer From Taxes				
Welfare-Public Assistance	2,151.00	Redeemed in 1992	33,578.97			
Hospital, Clinics, First Aid	2,000.00	Cancelled, Abated or Adjusted (1992)				
Animal, Insect, & Rodent Control	6,600.00	Transfers to Foreclosed Property				
Other Welfare Services		Balance December 31, 1992	230,842.54			
RECREATION and CONSERVATION		PROPERTY ACQUIRED BY DEED OR FORECLOSURE				
Beaches and Boardwalks		Balance January 1, 1992	7,375.00			
Parks, Playgrounds, Shade Trees		Transfers From Taxes or Liens				
Land Reclamation & Conservation	2,355.00	Sale for Cash (1992)				
Other Recreational Services	10,500.00	Cancelled, Abated or Adjusted (1992)				
EDUCATION (excluding schools)		Balance December 31, 1992	7,375.00			
Libraries		CURRENT FINANCES DECEMBER 31, 1992				
Other Educational Services	1,700.00	ASSETS				
STATUTORY EXPENDITURES		Cash Dec. 31, 1992	2,098,085.75			
Pensions & F. L. C. A.	146,785.00	Taxes Receivable	440,121.57			
Employee Fringe Benefits	140,000.00	Tax Title Liens	230,842.54			
Other Statutory Expenditures	2,515.00	Foreclosed Property	7,375.00			
CETA And Other Public Employment Programs		Emergencies & Other Deferred Charges	94,000.00			
MUNICIPAL FUNCTIONS TOTAL	1,914,777.00	State and Federal Aid Receivable	11,066.00			
CAPITAL IMPROVEMENTS *MEMO*	1.00	Other Receivables	271,408.35			
DEBT SERVICE		Total	3,152,899.21			
Principal Payments		LIABILITIES, RESERVES, AND SURPLUS				
Interest Payments	16,820.65	Cash Liabilities	832,006.49			
DEFERRED CHARGES		Reserves for Receivables	940,322.70			
SCHOOL, COUNTY, SPECIAL DISTRICT TAXES	116,600.00	Surplus Dec. 31, 1992	1,380,070.02			
RESERVE FOR UNCOLLECTED TAXES	6,535,762.33	Total	3,152,899.21			
EXPENDITURES TOTAL	9,181,241.98					
		Code	Class	# of Parcels	% VAL'N	ASSESSED VALUATION
		1	Vacant Land	513	8.89	31,086,300.00
		2	Residential	1740	73.57	257,218,400.00
		3	Farm	259	3.47	12,132,680.00
		4a	Commercial	85	12.44	43,506,500.00
		4b	Industrial	7	1.09	3,796,300.00
		4c	Apartments	3	.54	1,893,900.00
		Total		2607		349,634,080.00
		Land Area	18.15	Sq. Miles		
		Net Valuation Taxable-Municipal				351,705,767
		Net Valuation Taxable-County				345,549,316
		State Equalized Valuation				349,620,474
		State Equalization Ratio				103.60

1821

Population 1980 5,290
 Population 1990 5,110
 S & P Rating
 Moody Rating AA

General Tax Rate Per \$100. 3.50
 State Equalized Tax Rate 1.58

WATCHUNG BOROUGH - SOMERSET CO.
 Form of Government:
Borough Council
 Number of Members on Governing Body - 6

PER CAPITA: Grass Debt 2,147.47 PER CENT: Grass Debt 1.19
 Net Debt 2,134.21 Net Debt 1.19
 Debt Service 104.41 Tax Levy Collected 96.98
 Total Tax Levy 2,769.47 Tax Levy Cancelled, Abated or Adjusted
 Municipal Expenditures 965.39 .63

EXPENDITURES		REVENUES-REALIZED		1992 PROPERTY TAX	
GENERAL GOVERNMENT		REVENUES		STATE EQUALIZED TAX RATE	
Governing Body & Public Boards		1992 Property Taxes Collected	13,735,867.33	Local District School Taxes	.46 4,126,102.00
Municipal Clerk		1992 Payments in Lieu of Taxes		Regional & Consolidated School Tax	.33 2,944,280.81
Financial Administration	106,812.38	Delinquent Tax & Lien Collections	320,829.55	School Taxes in Municipal Budget	
Assessment of Taxes	41,520.00	Business Personalty Replacement Taxes	229,597.08	County Taxes	.42 * 3,779,905.84
Collection of Taxes	41,863.00	Taxes from Public Utilities	567,774.00	County Library Taxes	.03 278,974.61
Planning, Housing & Development	6,500.00	Other Miscellaneous Tax Revenues		Local Municipal Purpose Taxes	.33 2,966,662.62
Human Resources	33,727.15	State Aid Revenues	199,389.13	Veteran & Senior Citizen Taxes	
Elections	1,500.00	Federal Aid Revenues		Total Taxes for Rate Computation	1.57 14,119,575.88
General Administration (other)	637,189.73	State and Local Fiscal Assistance Act Utilized		Special District Taxes	
JUDICIARY		Sale of Acquired Property		Bank Corp. Taxes	
Municipal Courts	115,109.37	Other Miscellaneous Revenues	802,790.41	Added and Omitted Taxes	50,975.58
PUBLIC SAFETY		Total	15,856,247.50	Total Taxes Levied - ABSTRACT	14,146,901.46
Fire Protection	233,558.52	Prior Years Surplus Appropriated	225,000.00	Total Taxes Billed	14,163,722.41
Police Protection	1,266,022.97	REVENUES TOTAL	16,081,247.50	1992 TAXES COLLECTED	13,735,867.33
Civil Defense & Disaster Control	500.00	Reserve For Uncollected Taxes	430,168.00	1992 Taxes Cancelled, Abated or Adjusted	89,811.16
Environmental Inspection & Control	46,267.12	CAPITAL OUTLAY	TOTAL	Transfer to Tax Title Liens or Foreclosed	3,150.00
Other Public Safety			613,256.64	Balance Outstanding Dec. 31, 1992	334,893.92
PUBLIC WORKS		Public Enterprises		PRIOR YEARS TAXES OUTSTANDING	
Streets and Drainage	259,663.69	Recreation-Culture	1,979.80	Balance January 1, 1992	395,610.91
Sewers and Sewage Processing	153,576.00	Public Works	400,996.52	Collected in 1992	319,048.48
Garbage and Trash Disposal		Buildings and Grounds	210,280.32	Cancelled, Abated or Adjusted 1992	3,516.48
Public Buildings and Grounds	187,507.58	Library and Education		Transfers to Tax Title Liens or Foreclosed	2,997.00
Other Public Works	28,000.00	Conservation		Balance December 31, 1992	70,054.95
HEALTH and WELFARE		All Other		TAX TITLE LIENS OUTSTANDING	
Health Services Except Environmental	39,188.00	CAPITAL DEBT AUTHORIZED, DECEMBER 31, 1992		Balance January 1, 1992	1,781.07
Welfare-Public Assistance	3,405.00	ISSUED AND UNISSUED		Transfer From Taxes	6,955.56
Hospital, Clinics, First Aid	5,250.00	School	67,797	Redeemed in 1992	1,781.07
Animal, Insect, & Rodent Control	500.00	Self-Liquidating		Cancelled, Abated or Adjusted (1992)	
Other Welfare Services		Other	10,905,795	Transfers to Foreclosed Property	
RECREATION and CONSERVATION		Total	10,973,592	Balance December 31, 1992	6,955.56
Beaches and Boardwalks		ISSUED AND OUTSTANDING		PROPERTY ACQUIRED BY DEED OR FORECLOSURE	
Parks, Playgrounds, Shade Trees		School	67,797.45	Balance January 1, 1992	
Land Reclamation & Conservation	23,631.00	Self-Liquidating		Transfers From Taxes or Liens	
Other Recreational Services	27,700.00	Other	5,229,414.09	Sale for Cash (1992)	
EDUCATION (excluding schools)		Total	5,297,211.54	Cancelled, Abated or Adjusted (1992)	
Libraries	3,400.00	EQUALIZED VALUATION BASIS		Balance December 31, 1992	
Other Educational Services	700.00	FOR NET DEBT COMPUTATION	919,493,202	CURRENT FINANCES DECEMBER 31, 1992	
STATUTORY EXPENDITURES		REAL PROPERTY VALUATIONS		ASSETS	
Pensions & F. L. C. A.	265,942.08	Code Class # of Parcels % VAL'N		Cash Dec. 31, 1992	1,573,659.76
Employee Fringe Benefits	255,574.63	1 Vacant Land 154 2.57		Taxes Receivable	404,948.87
Other Statutory Expenditures		2 Residential 1800 77.68		Tax Title Liens	6,955.56
CETA And Other Public Employment Programs		3 Farm 2 .07		Foreclosed Property	
MUNICIPAL FUNCTIONS	3,777,608.22	4a Commercial 121 15.34		Emergencies & Other Deferred Charges	1,409.69
CAPITAL IMPROVEMENTS	200,000.00	4b Industrial 30 4.34		State and Federal Aid Receivable	
DEBT SERVICE		4c Apartments		Other Receivables	216,392.99
Principal Payments	488,157.37	Total	2107	Total	2,203,366.87
Interest Payments	45,387.34	Land Area 6.00 Sq. Miles		LIABILITIES, RESERVES, AND SURPLUS	
DEFERRED CHARGES	191,816.38	Net Valuation Taxable-Municipal	403,221,338	Cash Liabilities	721,506.24
SCHOOL, COUNTY, SPECIAL DISTRICT TAXES	11,129,263.26	Net Valuation Taxable-County	902,985,341	Reserves for Receivables	628,297.42
RESERVE FOR UNCOLLECTED TAXES	430,168.00	State Equalized Valuation	890,264,358	Surplus Dec. 31, 1992	853,563.21
EXPENDITURES	TOTAL	State Equalization Ratio	45.22	Total	2,203,366.87

*Includes County Health Service Taxes, County Vocational School Taxes, or County Open Space Tax. See Table 13.

0435
 Population 1980 8,126
 Population 1990 10,940
 S & P Rating
 Moody Rating BAA1

General Tax Rate Per \$100. 6.13
 State Equalized Tax Rate 2.71

WATERFORD TOWNSHIP - CAMDEN CO.
 Form of Government:
Township Committee
 Number of Members on Governing Body - 5

PER CAPITA:
 Gross Debt 626.68
 Net Debt 197.51
 Debt Service 37.67
 Total Tax Levy 952.75
 Municipal Expenditures 664.28

PER CENT:
 Gross Debt 1.91
 Net Debt .60
 Tax Levy Collected 95.59
 Tax Levy Cancelled, Abated or Adjusted .05

EXPENDITURES	REVENUES-REALIZED	1992 PROPERTY TAX
GENERAL GOVERNMENT		STATE EQUALIZED TAX RATE
Governing Body & Public Boards		Local District School Taxes .87 3,290,412.49
Municipal Clerk		Regional & Consolidated School Tax .53 1,988,018.63
Financial Administration 86,929.23	1992 Property Taxes Collected 9,965,997.66	School Taxes in Municipal Budget
Assessment of Taxes 43,122.56	1992 Payments in Lieu of Taxes	County Taxes .78 2,934,097.12
Collection of Taxes 70,020.90	Delinquent Tax & Lien Collections 424,181.58	County Library Taxes
Planning, Housing & Development 58,731.38	Business Personalty Replacement Taxes 28,736.24	Local Municipal Purpose Taxes .53 2,012,800.02
Human Resources 70,115.93	Taxes from Public Utilities 760,540.00	Veteran & Senior Citizen Taxes 96,850.00
Elections 7,623.95	Other Miscellaneous Tax Revenues	Total Taxes for Rate Computation 2.71 10,322,178.25
General Administration (other) 427,416.09	State Aid Revenues 637,685.18	Special District Taxes
JUDICIARY	Federal Aid Revenues	Bank Corp. Taxes
Municipal Courts 74,853.86	State and Local Fiscal Assistance Act Utilized	Added and Omitted Taxes 197,800.99
PUBLIC SAFETY	Sale of Acquired Property	Total Taxes Levied - ABSTRACT 10,423,129.24
Fire Protection 107,784.00	Other Miscellaneous Revenues 522,582.49	Total Taxes Billed 10,426,084.42
Police Protection 968,309.99	Total 12,339,723.15	1992 TAXES COLLECTED 9,965,997.66
Civil Defense & Disaster Control 2,400.00	Prior Years Surplus Appropriated 877,000.00	1992 Taxes Cancelled, Abated or Adjusted 5,272.09
Environmental Inspection & Control 127,956.40	REVENUES TOTAL 13,216,723.15	Transfer to Tax Title Liens or Foreclosed 8,122.64
Other Public Safety	Reserve For Uncollected Taxes 525,159.46	Balance Outstanding Dec. 31, 1992 446,692.03
PUBLIC WORKS	CAPITAL OUTLAY TOTAL 384,483.31	PRIOR YEARS TAXES OUTSTANDING
Streets and Drainage 340,557.76	Public Enterprises	Balance January 1, 1992 435,503.00
Sewers and Sewage Processing 543,895.06	Recreation-Culture 12,971.34	Collected in 1992 423,603.11
Garbage and Trash Disposal 165,375.00	Public Works 224,169.75	Cancelled, Abated or Adjusted 1992 7.36
Public Buildings and Grounds 158,020.56	Buildings and Grounds 147,343.22	Transfers to Tax Title Liens or Foreclosed 11,028.65
Other Public Works 38,000.00	Library and Education	Balance December 31, 1992 863.88
HEALTH and WELFARE	Conservation	TAX TITLE LIENS OUTSTANDING
Health Services Except Environmental 1,590.00	All Other	Balance January 1, 1992 2,602.97
Welfare-Public Assistance 10,344.80	CAPITAL DEBT AUTHORIZED, DECEMBER 31, 1992	Transfer From Taxes 20,429.67
Hospital, Clinics, First Aid	ISSUED AND UNISSUED GROSS DEBT NET DEBT	Redeemed in 1992 578.47
Animal, Insect, & Radent Control 9,500.00	School 4,649,820	Cancelled, Abated or Adjusted (1992)
Other Welfare Services	Self-Liquidating	Transfers to Foreclosed Property
RECREATION and CONSERVATION	Other 2,206,037 2,160,795	Balance December 31, 1992 22,454.17
Beaches and Boardwalks	Total 6,855,858 2,160,795	PROPERTY ACQUIRED BY DEED OR FORECLOSURE
Parks, Playgrounds, Shade Trees 33,760.00	ISSUED AND OUTSTANDING	Balance January 1, 1992 82,986.00
Land Reclamation & Conservation 1,900.00	School 4,649,820.74	Transfers From Taxes or Liens
Other Recreational Services 5,852.00	Self-Liquidating	Sale for Cash (1992)
EDUCATION (excluding schools)	Other 1,883,314.66	Cancelled, Abated or Adjusted (1992)
Libraries 135,565.00	Total 6,533,135.40	Balance December 31, 1992 82,986.00
Other Educational Services	EQUALIZED VALUATION BASIS	CURRENT FINANCES DECEMBER 31, 1992
STATUTORY EXPENDITURES	FOR NET DEBT COMPUTATION 359,395,902	ASSETS
Pensions & F. L. C. A. 246,819.00	REAL PROPERTY VALUATIONS	Cash Dec. 31, 1992 3,274,090.65
Employee Fringe Benefits 327,000.00	Code Class # of Parcels % VAL'N	Taxes Receivable 447,555.91
Other Statutory Expenditures 10,000.00	1 Vacant Land 546 3.86 6,391,410.00	Tax Title Liens 22,454.17
CETA And Other Public Employment Programs	2 Residential 3126 85.04 14,078,565.00	Foreclosed Property 82,986.00
MUNICIPAL FUNCTIONS TOTAL 4,073,443.47	3 Farm 237 2.32 3,834,060.00	Emergencies & Other Deferred Charges 34,260.16
CAPITAL IMPROVEMENTS *MEMO* 66,000.00	4a Commercial 126 7.97 13,021,900.00	State and Federal Aid Receivable
DEBT SERVICE	4b Industrial 6 .36 594,500.00	Other Receivables 45,189.33
Principal Payments 329,954.03	4c Apartments 3 .56 932,300.00	Total 3,906,536.22
Interest Payments 82,177.19	Total 4044 165,559,920.00	LIABILITIES, RESERVES, AND SURPLUS
DEFERRED CHARGES 68,467.96	Land Area 36.11 Sq. Miles	Cash Liabilities 2,281,908.40
SCHOOL, COUNTY, SPECIAL DISTRICT TAXES 8,212,528.23	Net Valuation Taxable-Municipal 166,910,631	Reserves for Receivables 598,185.41
RESERVE FOR UNCOLLECTED TAXES 525,159.46	Net Valuation Taxable-County 365,407,601	Surplus Dec. 31, 1992 1,026,442.41
EXPENDITURES TOTAL 13,291,730.39	State Equalized Valuation 376,344,741	Total 3,906,536.22
	State Equalization Ratio 44.15	

1514

Population 1980 46,474
 Population 1990 47,025
 S & P Rating AA
 Moody Rating AA

General Tax Rate Per \$100. 1.99
 State Equalized Tax Rate 1.98

WAYNE TOWNSHIP - PASSAIC COUNTY
 Form of Government:
 Mayor-Council Plan F (OMCL 50)
 Number of Members on Governing Body - 9

PER CAPITA: PER CENT:
 Gross Debt 1,810.64 Gross Debt 1.70
 Net Debt 700.90 Net Debt .66
 Debt Service 95.01 Tax Levy Collected 94.39
 Total Tax Levy 2,068.14 Tax Levy Cancelled, Abated
 Municipal Expenditures 809.61 or Adjusted .22

EXPENDITURES	REVENUES-REALIZED	1992 PROPERTY TAX
GENERAL GOVERNMENT		STATE EQUALIZED TAX RATE
Governing Body & Public Boards 70,137.00	1992 Property Taxes Collected 91,802,213.00	Local District School Taxes .98 47,834,913.25
Municipal Clerk 307,574.00	1992 Payments in Lieu of Taxes	Regional & Consolidated School Tax
Financial Administration 365,447.00	Delinquent Tax & Lien Collections 2,161,725.00	School Taxes in Municipal Budget
Assessment of Taxes 1,847,649.00	Business Personalty Replacement Taxes 862,875.00	County Taxes .49 23,992,725.23
Collection of Taxes 206,905.00	Taxes from Public Utilities 3,071,704.00	County Library Taxes
Planning, Housing & Development 341,178.00	Other Miscellaneous Tax Revenues	Local Municipal Purpose Taxes .51 25,204,859.00
Human Resources 255,721.00	State Aid Revenues 2,389,856.00	Veteran & Senior Citizen Taxes 307,500.00
Elections	Federal Aid Revenues	Total Taxes for Rate Computation 1.98 97,329,997.48
General Administration (other) 3,788,796.00	State and Local Fiscal Assistance Act Utilized	Special District Taxes
JUDICIARY	Sale of Acquired Property	Bank Corp. Taxes
Municipal Courts 342,511.00	Other Miscellaneous Revenues 3,627,003.00	Added and Omitted Taxes 231,959.00
PUBLIC SAFETY	Total 103,915,376.00	Total Taxes Levied - ABSTRACT 97,254,456.48
Fire Protection 560,484.00	Prior Years Surplus Appropriated 2,608,660.00	Total Taxes Billed 97,254,456.48
Police Protection 7,024,397.00	REVENUES TOTAL 106,524,036.00	1992 TAXES COLLECTED 91,802,213.00
Civil Defense & Disaster Control 16,376.00	Reserve for Uncollected Taxes 3,202,000.00	1992 Taxes Cancelled, Abated or Adjusted 218,598.00
Environmental Inspection & Control 452,726.00	CAPITAL OUTLAY TOTAL 5,557,050.00	Transfer to Tax Title Liens or Foreclosed 23,478.00
Other Public Safety	Public Enterprises 800,875.00	Balance Outstanding Dec. 31, 1992 3,265,594.00
PUBLIC WORKS	Recreation-Culture 257,781.00	PRIOR YEARS TAXES OUTSTANDING
Streets and Drainage 2,316,258.00	Public Works 1,281,298.00	Balance January 1, 1992 2,370,426.00
Sewers and Sewage Processing 3,715,000.00	Buildings and Grounds 3,217,096.00	Collected in 1992 2,099,165.00
Gorbage and Trash Disposal 499,339.00	Library and Education	Cancelled, Abated or Adjusted 1992 38,043.00
Public Buildings and Grounds 96,000.00	Conservation	Transfers to Tax Title Liens or Foreclosed 6,856.00
Other Public Works	All Other	Balance December 31, 1992 226,362.00
HEALTH and WELFARE	CAPITAL DEBT AUTHORIZED, DECEMBER 31, 1992	TAX TITLE LIENS OUTSTANDING
Health Services Except Environmental 484,536.00	ISSUED AND UNISSUED GROSS DEBT NET DEBT	Balance January 1, 1992 91,219.00
Welfare-Public Assistance 49,898.00	School 10,920,000	Transfer From Taxes 31,456.00
Hospital, Clinics, First Aid 80,000.00	Self-Liquidating 40,984,521	Redeemed in 1992 62,550.00
Animal, Insect, & Rodent Control	Other 33,241,000	Cancelled, Abated or Adjusted (1992)
Other Welfare Services	Total 85,145,521	Transfers to Foreclosed Property 23,186.00
RECREATION and CONSERVATION	ISSUED AND OUTSTANDING	Balance December 31, 1992 36,927.00
Beaches and Boardwalks 962,366.00	School 4,270,000.00	PROPERTY ACQUIRED BY DEED OR FORECLOSURE
Parks, Playgrounds, Shade Trees 842,302.00	Self-Liquidating 18,209,625.00	Balance January 1, 1992 1,039,970.00
Land Reclamation & Conservation 299,366.00	Other 27,000,000.00	Transfers From Taxes or Liens 23,186.00
Other Recreational Services	Total 49,479,625.00	Sale for Cash (1992)
EDUCATION (excluding schools)	EQUALIZED VALUATION BASIS FOR NET DEBT COMPUTATION 5,017,828,514	Cancelled, Abated or Adjusted (1992)
Libraries 1,782,102.00	REAL PROPERTY VALUATIONS	Balance December 31, 1992 1,063,156.00
Other Educational Services 22,667.00	Code Class # of Parcels % VAL'N ASSESSED VALUATION	CURRENT FINANCES DECEMBER 31, 1992
STATUTORY EXPENDITURES	1 Vacant Land 1247 4.45 216,198,800.00	ASSETS
Pensions & F. L. C. A. 624,597.00	2 Residential 14630 62.10 3,015,045,900.00	Cash Dec. 31, 1992 9,314,524.00
Employee Fringe Benefits 2,725,835.00	3 Farm 30 .04 2,138,400.00	Taxes Receivable 3,491,956.00
Other Statutory Expenditures	4a Commercial 484 26.44 1,283,466,600.00	Tax Title Liens 36,927.00
CETA And Other Public Employment Programs	4b Industrial 88 4.97 241,514,700.00	Foreclosed Property 1,063,156.00
MUNICIPAL FUNCTIONS TOTAL 30,078,222.00	4c Apartments 9 1.99 96,469,600.00	Emergencies & Other Deferred Charges 584,691.00
CAPITAL IMPROVEMENTS *MEMO* 225,401.00	Total 16488 4,354,834,000.00	State and Federal Aid Receivable 21,176.00
DEBT SERVICE	Land Area 24.39 Sq. Miles	Other Receivables 39,442.00
Principal Payments 2,835,000.00	Net Valuation Taxable-Municipal 4,830,125,130	Total 14,551,872.00
Interest Payments 1,532,833.00	Net Valuation Taxable-County 4,979,305,100	LIABILITIES, RESERVES, AND SURPLUS
DEFERRED CHARGES 323,696.00	State Equalized Valuation 4,897,176,730	Cash Liabilities 9,750,897.00
SCHOOL, COUNTY, SPECIAL DISTRICT TAXES RESERVE FOR UNCOLLECTED TAXES EXPENDITURES TOTAL 109,889,439.43	State Equalization Ratio 99.65	Reserves for Receivables 4,631,481.00
		Surplus Dec. 31, 1992 169,494.00
		Total 14,551,872.00

Population 1980 13,168
 Population 1990 12,385
 S & P Rating
 Moody Rating BAA

General Tax Rate Per \$100 1.90
 State Equalized Tax Rate 2.03

WEEHAWKEN TOWNSHIP - HUDSON CO.
 Form of Government:
 Council-Manager Plan C (OMCL 50)
 Number of Members on Governing Body - 7

PER CAPITA:
 Gross Debt 1,480.36
 Net Debt 1,383.47
 Debt Service 106.91
 Total Tax Levy 1,575.10
 Municipal Expenditures 929.80

PER CENT:
 Gross Debt 1.87
 Net Debt 1.75
 Tax Levy Collected 91.99
 Tax Levy Cancelled, Abated or Adjusted 1.92

EXPENDITURES		REVENUES-REALIZED		1992 PROPERTY TAX	
GENERAL GOVERNMENT		REVENUES-REALIZED		STATE EQUALIZED TAX RATE	
Governing Body & Public Boards	46,902.00	1992 Property Taxes Collected	17,389,717.43	Local District School Taxes	75
Municipal Clerk	71,412.22	1992 Payments in Lieu of Taxes	269,042.27	Regional & Consolidated School Tax	6,793,033.00
Financial Administration	179,332.09	Delinquent Tax & Lien Collections	356,306.64	School Taxes in Municipal Budget	
Assessment of Taxes	43,296.78	Business Personalty Replacement Taxes	504,135.08	County Taxes	66
Collection of Taxes	88,188.02	Taxes from Public Utilities	482,047.95	County Library Taxes	6,030,589.34
Planning, Housing & Development	38,200.00	Other Miscellaneous Tax Revenues		Local Municipal Purpose Taxes	63
Human Resources	342,945.88	State Aid Revenues	2,055,123.58	Veteran & Senior Citizen Taxes	40,800.00
Elections	10,600.00	Federal Aid Revenues		Total Taxes for Rate Computation	2.04
General Administration (other)	1,431,909.40	State and Local Fiscal Assistance Act Utilized		Special District Taxes	18,570,065.83
JUDICIARY		Sale of Acquired Property		Bank Corp. Taxes	840,000.00
Municipal Courts	236,943.19	Other Miscellaneous Revenues	1,779,947.47	Added and Omitted Taxes	150,736.28
PUBLIC SAFETY		Total	22,836,321.42	Total Taxes Levied - ABSTRACT	19,520,002.11
Fire Protection	2,699,374.80	Prior Years Surplus Appropriated	700,000.00	Total Taxes Billed	18,904,711.49
Police Protection	2,401,513.65	REVENUES TOTAL	23,536,321.42	1992 TAXES COLLECTED	17,389,717.43
Civil Defense & Disaster Control		CAPITAL OUTLAY TOTAL	4,041,237.51	1992 Taxes Cancelled, Abated or Adjusted	343,227.57
Environmental Inspection & Control		Public Enterprises		Transfer to Tax Title Liens or Foreclosed	7,811.58
Other Public Safety	107,663.05	Recreation-Culture		Balance Outstanding Dec. 31, 1992	1,163,954.91
PUBLIC WORKS		Public Works	188,924.05	PRIOR YEARS TAXES OUTSTANDING	
Streets and Drainage	514,592.95	Buildings and Grounds	3,952,313.46	Balance January 1, 1992	536,393.42
Sewers and Sewage Processing	17,079.94	Library and Education		Collected in 1992	356,306.64
Garbage and Trash Disposal		Conservation		Cancelled, Abated or Adjusted 1992	129,713.30
Public Buildings and Grounds	100,291.98	All Other		Transfers to Tax Title Liens or Foreclosed	8,084.93
Other Public Works	50,000.00	CAPITAL DEBT AUTHORIZED, DECEMBER 31, 1992		Balance December 31, 1992	42,288.55
HEALTH and WELFARE		ISSUED AND UNISSUED		TAX TITLE LIENS OUTSTANDING	
Health Services Except Environmental	140,719.73	School	1,200,000	Balance January 1, 1992	
Welfare-Public Assistance	23,926.76	Self-Liquidating		Transfer From Taxes	15,896.51
Hospital, Clinics, First Aid		Other	17,134,309	Redeemed in 1992	
Animal, Insect, & Rodent Control		Total	18,334,309	Cancelled, Abated or Adjusted (1992)	
Other Welfare Services		ISSUED AND OUTSTANDING		Transfers to Foreclosed Property	
RECREATION and CONSERVATION		School		Balance December 31, 1992	15,896.51
Beaches and Boardwalks		Self-Liquidating		PROPERTY ACQUIRED BY DEED OR FORECLOSURE	
Parks, Playgrounds, Shade Trees		Other		Balance January 1, 1992	
Land Reclamation & Conservation	2,866.92	Total	16,502,538.74	Transfers From Taxes or Liens	
Other Recreational Services	151,300.00	EQUALIZED VALUATION BASIS FOR NET DEBT COMPUTATION	980,529,846	Sale for Cash (1992)	
EDUCATION (excluding schools)		REAL PROPERTY VALUATIONS		Cancelled, Abated or Adjusted (1992)	
Libraries	238,050.00	Code Class # of Parcels % VAL'N ASSESSED VALUATION		Balance December 31, 1992	
Other Educational Services	17,999.86	1 Vacant Land 266 7.20 69,973,550.00		CURRENT FINANCES DECEMBER 31, 1992 ASSETS	
STATUTORY EXPENDITURES		2 Residential 2299 45.04 437,485,740.00		Cash Dec. 31, 1992	2,547,387.43
Pensions & F. L. C. A.	315,000.00	3 Farm 72 34.23 332,454,500.00		Taxes Receivable	1,206,243.46
Employee Fringe Benefits	494,700.00	4a Commercial 31 6.71 65,152,800.00		Tax Title Liens	15,896.51
Other Statutory Expenditures		4c Apartments 125 6.81 66,181,400.00		Foreclosed Property	
CETA And Other Public Employment Programs		Total 2793 971,248,090.00		Emergencies & Other Deferred Charges	156,000.00
MUNICIPAL FUNCTIONS		Land Area .78 Sq. Miles		State and Federal Aid Receivable	780.83
CAPITAL IMPROVEMENTS	9,764,809.22	Net Valuation Taxable-Municipal	973,269,626	Other Receivables	325,791.21
DEBT SERVICE		Net Valuation Taxable-County	986,204,836	Total	4,252,099.44
Principal Payments	692,271.00	State Equalized Valuation	909,306,067	LIABILITIES, RESERVES, AND SURPLUS	
Interest Payments	631,813.87	State Equalization Ratio	107.05	Cash Liabilities	2,636,865.47
DEFERRED CHARGES				Reserves for Receivables	1,547,931.13
SCHOOL, COUNTY, SPECIAL DISTRICT TAXES	414,314.16			Surplus Dec. 31, 1992	67,302.79
RESERVE FOR UNCOLLECTED TAXES	13,653,622.34			Total	4,252,099.44
EXPENDITURES TOTAL	25,156,830.59				

0319

Population 1980 2,303
 Population 1990 2,331
 S & P Rating
 Moody Rating

General Tax Rate Per \$100. 2.18
 State Equalized Tax Rate 2.27

WENONAH BOROUGH - GLOUCESTER CO.
 Form of Government:
Borough Council
 Number of Members on Governing Body - 6

PER CAPITA:
 Gross Debt 190.25
 Net Debt 130.85
 Debt Service 14.25
 Total Tax Levy 1,186.20
 Municipal Expenditures 463.95

PER CENT:
 Gross Debt .38
 Net Debt .26
 Tax Levy Collected 97.69
 Tax Levy Cancelled, Abated or Adjusted .46

EXPENDITURES	REVENUES-REALIZED	1992 PROPERTY TAX	
GENERAL GOVERNMENT		STATE EQUALIZED TAX RATE	
Governing Body & Public Boards		Local District School Taxes	.57
Municipal Clerk	15,070.00	Regional & Consolidated School Tax	.57
Financial Administration	16,130.00	School Taxes in Municipal Budget	
Assessment of Taxes	8,196.00	County Taxes	.61
Collection of Taxes	28,538.00	County Library Taxes	
Planning, Housing & Development	7,400.00	Local Municipal Purpose Taxes	.51
Human Resources	18,175.00	Veteran & Senior Citizen Taxes	
Elections	1,100.00	Total Taxes for Rate Computation	2.26
General Administration (other)	99,737.00	Special District Taxes	
JUDICIARY		Bank Corp. Taxes	
Municipal Courts	24,191.70	Added and Omitted Taxes	
PUBLIC SAFETY		Total Taxes Levied - ABSTRACT	2,765,028.23
Fire Protection	33,944.70	Total Taxes Billed	2,775,443.22
Police Protection	250,732.84	1992 TAXES COLLECTED	2,711,029.95
Civil Defense & Disaster Control	500.00	1992 Taxes Cancelled, Abated or Adjusted	12,657.22
Environmental Inspection & Control	12,809.00	Transfer to Tax Title Liens or Foreclosed	3,411.70
Other Public Safety		Balance Outstanding Dec. 31, 1992	48,344.35
PUBLIC WORKS		PRIOR YEARS TAXES OUTSTANDING	
Streets and Drainage	184,058.60	Balance January 1, 1992	48,910.36
Sewers and Sewage Processing		Collected in 1992	44,037.53
Garbage and Trash Disposal	88,655.67	Cancelled, Abated or Adjusted 1992	
Public Buildings and Grounds	32,805.00	Transfers to Tax Title Liens or Foreclosed	2,033.92
Other Public Works		Balance December 31, 1992	2,838.91
HEALTH and WELFARE		TAX TITLE LIENS OUTSTANDING	
Health Services Except Environmental	850.00	Balance January 1, 1992	
Welfare-Public Assistance	936.00	Transfer From Taxes	5,614.38
Hospital, Clinics, First Aid		Redeemed in 1992	
Animal, Insect, & Rodent Control	300.00	Cancelled, Abated or Adjusted (1992)	
Other Welfare Services		Transfers to Foreclosed Property	
RECREATION and CONSERVATION		Balance December 31, 1992	5,614.38
Beaches and Boardwalks		PROPERTY ACQUIRED BY DEED OR FORECLOSURE	
Parks, Playgrounds, Shade Trees	5,050.00	Balance January 1, 1992	92,500.00
Land Reclamation & Conservation	500.00	Transfers From Taxes or Liens	
Other Recreational Services	400.00	Sale for Cash (1992)	
EDUCATION (excluding schools)		Cancelled, Abated or Adjusted (1992)	
Libraries	31,827.74	Balance December 31, 1992	92,500.00
Other Educational Services		CURRENT FINANCES DECEMBER 31, 1992	
STATUTORY EXPENDITURES		ASSETS	
Pensions & F. I. C. A.	40,668.39	Cash Dec. 31, 1992	500,030.82
Employee Fringe Benefits	53,145.13	Taxes Receivable	51,183.26
Other Statutory Expenditures		Tax Title Liens	5,614.38
CETA And Other Public Employment Programs		Foreclosed Property	92,500.00
MUNICIPAL FUNCTIONS TOTAL	955,720.77	Emergencies & Other Deferred Charges	39,625.00
CAPITAL IMPROVEMENTS *MEMO*		State and Federal Aid Receivable	
DEBT SERVICE		Other Receivables	31,989.81
Principal Payments	30,028.75	Total	720,943.27
Interest Payments	3,190.79	LIABILITIES, RESERVES, AND SURPLUS	
DEFERRED CHARGES	22,700.00	Cash Liabilities	324,424.35
SCHOOL, COUNTY, SPECIAL DISTRICT TAXES	2,130,072.62	Reserves for Receivables	181,287.45
RESERVE FOR UNCOLLECTED TAXES	69,539.30	Surplus Dec. 31, 1992	215,231.47
EXPENDITURES TOTAL	3,211,302.23	Total	720,943.27
		REVENUES-REALIZED	
		1992 Property Taxes Collected	2,711,029.95
		1992 Payments in Lieu of Taxes	
		Delinquent Tax & Lien Collections	44,037.53
		Business Personalty Replacement Taxes	3,976.40
		Taxes from Public Utilities	97,879.19
		Other Miscellaneous Tax Revenues	
		State Aid Revenues	134,432.41
		Federal Aid Revenues	
		State and Local Fiscal Assistance Act Utilized	
		Sale of Acquired Property	
		Other Miscellaneous Revenues	162,577.91
		Total	3,153,933.39
		Prior Years Surplus Appropriated	55,532.77
		REVENUES TOTAL	3,209,466.16
		Reserve For Uncollected Taxes	69,589.30
		CAPITAL OUTLAY TOTAL	221,548.32
		Public Enterprises	
		Recreation-Culture	
		Public Works	
		Buildings and Grounds	221,548.32
		Library and Education	
		Conservation	
		All Other	
		CAPITAL DEBT AUTHORIZED, DECEMBER 31, 1992	
		ISSUED AND UNISSUED	
		School	138,476
		Self-Liquidating	
		Other	305,000
		Total	443,476
		ISSUED AND OUTSTANDING	
		School	138,476.18
		Self-Liquidating	
		Other	305,000.00
		Total	443,476.18
		EQUALIZED VALUATION BASIS FOR NET DEBT COMPUTATION	115,793,010
		REAL PROPERTY VALUATIONS	
		Code Class # of Parcels % VAL'N	ASSESSED VALUATION
		1 Vacant Land 156 3.48	4,391,700.00
		2 Residential 786 94.37	119,032,000.00
		3 Farm	
		4a Commercial 12 1.97	2,430,200.00
		4b Industrial	
		4c Apartments 1 .19	235,300.00
		Total 955	126,139,200.00
		Land Area .99 Sq. Miles	
		Net Valuation Taxable-Municipal	126,644,476
		Net Valuation Taxable-County	119,258,233
		State Equalized Valuation	121,769,648
		State Equalization Ratio	104.02

1026

Population 1980 2,299
 Population 1990 2,251
 S & P Rating
 Moody Rating

General Tax Rate Per \$100. 1.60
 State Equalized Tax Rate 1.56

WEST AMWELL TWP. - HUNTERDON CO.
 Form of Government:
 Township Committee
 Number of Members on Governing Body - 3

PER CAPITA:
 Gross Debt 238.73
 Net Debt
 Debt Service
 Total Tax Levy 1,407.34
 Municipal Expenditures 741.13
 PER CENT:
 Gross Debt .27
 Net Debt
 Tax Levy Collected 92.14
 Tax Levy Cancelled, Abated or Adjusted .24

EXPENDITURES		REVENUES-REALIZED		1992 PROPERTY TAX	
GENERAL GOVERNMENT		REVENUES		STATE EQUALIZED TAX RATE	
Governing Body & Public Boards		1992 Property Taxes Collected	2,928,189.23	Local District School Taxes	.61 1,218,310.00
Municipal Clerk		1992 Payments in Lieu of Taxes		Regional & Consolidated School Tax	.64 1,280,403.49
Financial Administration	37,500.00	Delinquent Tax & Lien Collections	362,767.59	School Taxes in Municipal Budget	
Assessment of Taxes	25,418.00	Business Personalty Replacement Taxes	30,141.96	County Taxes	.29 581,121.83
Collection of Taxes	89,403.00	Taxes from Public Utilities	32,418.00	County Library Taxes	.02 49,113.45
Planning, Housing & Development	31,852.00	Other Miscellaneous Tax Revenues	971,756.89	Local Municipal Purpose Taxes	
Human Resources	38,396.62	State Aid Revenues	86,147.34	Veteran & Senior Citizen Taxes	24,950.00
Elections		Federal Aid Revenues		Total Taxes for Rate Computation	1.56 3,153,898.77
General Administration (other)	172,274.00	State and Local Fiscal Assistance Act Utilized		Special District Taxes	
JUDICIARY		Sale of Acquired Property		Bank Corp. Taxes	
Municipal Courts	46,500.00	Other Miscellaneous Revenues	524,184.90	Added and Omitted Taxes	38,981.90
PUBLIC SAFETY		Total	4,935,585.91	Total Taxes Levied - ABSTRACT	3,167,930.67
Fire Protection	57,847.60	Prior Years Surplus Appropriated		Total Taxes Billed	3,177,914.62
Police Protection	261,381.72	REVENUES TOTAL	4,935,585.91	1992 TAXES COLLECTED	2,928,189.23
Civil Defense & Disaster Control	1,000.00	Reserve For Uncollected Taxes	365,750.00	1992 Taxes Cancelled, Abated or Adjusted	7,778.26
Environmental Inspection & Control	25,677.00	CAPITAL OUTLAY TOTAL	19,173.42	Transfer to Tax Title Liens or Foreclosed	32,667.84
Other Public Safety		Public Enterprises		Balance Outstanding Dec. 31, 1992	209,279.29
PUBLIC WORKS		Recreation-Culture		PRIOR YEARS TAXES OUTSTANDING	
Streets and Drainage	219,400.00	Public Works	2,241.90	Balance January 1, 1992	262,968.35
Sewers and Sewage Processing	100.00	Buildings and Grounds	16,931.52	Collected in 1992	240,176.96
Garbage and Trash Disposal	105,000.00	Library and Education		Cancelled, Abated or Adjusted 1992	8,610.04
Public Buildings and Grounds	46,800.00	Conservation		Transfers to Tax Title Liens or Foreclosed	31.07
Other Public Works		All Other		Balance December 31, 1992	14,150.28
HEALTH and WELFARE		CAPITAL DEBT AUTHORIZED, DECEMBER 31, 1992		TAX TITLE LIENS OUTSTANDING	
Health Services Except Environmental	7,900.00	ISSUED AND UNISSUED		Balance January 1, 1992	135,088.37
Welfare-Public Assistance	2,400.00	SCHOOL	537,377	Transfer From Taxes	32,698.91
Hospital, Clinics, First Aid		Self-Liquidating		Redeemed in 1992	122,570.63
Animal, Insect, & Rodent Control	4,000.00	Other		Cancelled, Abated or Adjusted (1992)	5,771.63
Other Welfare Services		Total	537,377	Transfers to Foreclosed Property	
RECREATION and CONSERVATION		ISSUED AND OUTSTANDING		Balance December 31, 1992	39,445.02
Beaches and Boardwalks		SCHOOL	537,377.49	PROPERTY ACQUIRED BY DEED OR FORECLOSURE	
Parks, Playgrounds, Shade Trees	4,500.00	Self-Liquidating		Balance January 1, 1992	16,650.00
Land Reclamation & Conservation		Other		Transfers From Taxes or Liens	
Other Recreational Services		Total	537,377.49	Sale for Cash (1992)	
EDUCATION (excluding schools)		EQUALIZED VALUATION BASIS FOR NET DEBT COMPUTATION	198,935,212	Cancelled, Abated or Adjusted (1992)	
Libraries		REAL PROPERTY VALUATIONS		Balance December 31, 1992	16,650.00
Other Educational Services		Code Class # of Parcels % VAL'N		CURRENT FINANCES DECEMBER 31, 1992	
STATUTORY EXPENDITURES				ASSETS	
Pensions & F. L. C. A.	49,600.00	1 Vacant Land 246 6.43	12,562,340.00	Cash Dec. 31, 1992	1,876,193.02
Employee Fringe Benefits	66,000.00	2 Residential 683 63.23	123,559,100.00	Taxes Receivable	223,429.57
Other Statutory Expenditures	100.00	3 Farm 349 17.27	33,755,781.00	Tox Title Liens	39,445.02
CETA And Other Public Employment Programs		4a Commercial 35 6.34	12,387,300.00	Foreclosed Property	16,650.00
MUNICIPAL FUNCTIONS TOTAL	1,293,049.94	4b Industrial 9 6.31	12,338,200.00	Emergencies & Other Deferred Charges	
CAPITAL IMPROVEMENTS *MEMO*		4c Apartments 3 .41	794,300.00	State and Federal Aid Receivable	11,210.83
DEBT SERVICE		Total 1325	195,397,021.00	Other Receivables	4,804.44
Principal Payments		Land Area 21.60 Sq. Miles		Total	2,171,732.88
Interest Payments		Net Valuation Taxable-Municipal	190,193,296	LIABILITIES, RESERVES, AND SURPLUS	
DEFERRED CHARGES	9,600.00	Net Valuation Taxable-County	186,961,740	Cash Liabilities	264,365.42
SCHOOL, COUNTY, SPECIAL DISTRICT TAXES	3,128,948.77	State Equalized Valuation	200,558,303	Reserves for Receivables	284,329.03
RESERVE FOR UNCOLLECTED TAXES	365,750.00	State Equalization Ratio	97.81	Surplus Dec. 31, 1992	1,623,038.43
EXPENDITURES TOTAL	4,797,348.71			Total	2,171,732.88

0721

Population 1980 11,407
 Population 1990 10,422
 S & P Rating
 Moody Rating A1

General Tax Rate Per \$100. 2.21
 State Equalized Tax Rate 2.29

WEST CALDWELL TOWNSHIP - ESSEX CO.

Form of Government:

Borough Council

Number of Members on Governing Body - 6

PER CAPITA:

Gross Debt 919.02
 Net Debt 591.99
 Debt Service 72.83
 Total Tax Levy 2,480.22
 Municipal Expenditures 1,007.57

PER CENT:

Gross Debt .84
 Net Debt .54
 Tax Levy Collected 97.56
 Tax Levy Cancelled, Abated or Adjusted .46

EXPENDITURES		REVENUES-REALIZED		1992 PROPERTY TAX	
GENERAL GOVERNMENT		REVENUES-REALIZED		STATE EQUALIZED TAX RATE	
Governing Body & Public Boards		1992 Property Taxes Collected	25,326,599.80	Local District School Taxes	1.10
Municipal Clerk		1992 Payments in Lieu of Taxes		Regional & Consolidated School Tax	
Financial Administration	158,635.00	Delinquent Tax & Lien Collections	455,043.35	School Taxes in Municipal Budget	
Assessment of Taxes	87,360.00	Business Personalty Replacement Taxes	242,160.08	County Taxes	.64
Collection of Taxes	68,420.00	Taxes from Public Utilities	1,021,375.00	County Library Taxes	
Planning, Housing & Development	59,405.00	Other Miscellaneous Tax Revenues		Local Municipal Purpose Taxes	.54
Human Resources	66,527.82	State Aid Revenues	532,616.46	Veteran & Senior Citizen Taxes	
Elections	4,305.00	Federal Aid Revenues		Total Taxes for Rate Computation	2.28
General Administration (other)	1,025,380.00	State and Local Fiscal Assistance Act Utilized		Special District Taxes	
JUDICIARY		Sale of Acquired Property		Bank Corp. Taxes	
Municipal Courts	149,625.00	Other Miscellaneous Revenues	1,577,638.16	Added and Omitted Taxes	
PUBLIC SAFETY		Total	29,155,432.85	Total Taxes Levied - ABSTRACT	25,848,853.40
Fire Protection	126,510.00	Prior Years Surplus Appropriated	1,298,900.00	Total Taxes Billed	25,960,006.76
Police Protection	1,692,949.46	REVENUES TOTAL	30,453,432.85	1992 TAXES COLLECTED	25,326,599.80
Civil Defense & Disaster Control	6,160.00	Reserve For Uncollected Taxes	1,160,102.32	1992 Taxes Cancelled, Abated or Adjusted	120,030.84
Environmental Inspection & Control	93,550.00	CAPITAL OUTLAY TOTAL	1,196,100.12	Transfer to Tax Title Liens or Foreclosed	28,604.03
Other Public Safety		Public Enterprises	78,011.60	Balance Outstanding Dec. 31, 1992	484,772.09
PUBLIC WORKS		Recreation-Culture	299,690.43	PRIOR YEARS TAXES OUTSTANDING	
Streets and Drainage	512,315.00	Public Works	547,381.12	Balance January 1, 1992	506,217.10
Sewers and Sewage Processing	1,566,530.00	Buildings and Grounds	249,110.97	Collected in 1992	451,497.67
Garbage and Trash Disposal	802,300.00	Library and Education	21,906.00	Cancelled, Abated or Adjusted 1992	14,540.96
Public Buildings and Grounds	132,180.00	Conservation		Transfers to Tax Title Liens or Foreclosed	30,920.50
Other Public Works	31,000.00	All Other		Balance December 31, 1992	9,257.97
HEALTH and WELFARE		CAPITAL DEBT AUTHORIZED, DECEMBER 31, 1992		TAX TITLE LIENS OUTSTANDING	
Health Services Except Environmental	91,734.00	ISSUED AND UNISSUED		Balance January 1, 1992	27,452.41
Welfare-Public Assistance	29,010.00	School	1,977,399	Transfer From Taxes	59,524.53
Hospital, Clinics, First Aid		Self-Liquidating	1,539,000	Redeemed in 1992	3,545.68
Animal, Insect, & Rodent Control	7,500.00	Other	6,061,672	Cancelled, Abated or Adjusted (1992)	
Other Welfare Services		Total	9,578,072	Transfers to Foreclosed Property	
RECREATION and CONSERVATION		ISSUED AND OUTSTANDING		Balance December 31, 1992	83,431.26
Beaches and Boardwalks		School	1,977,399.73	PROPERTY ACQUIRED BY DEED OR FORECLOSURE	
Parks, Playgrounds, Shade Trees	362,765.00	Self-Liquidating	1,505,000.00	Balance January 1, 1992	16,600.00
Land Reclamation & Conservation	12,384.00	Other	5,023,986.95	Transfers From Taxes or Liens	
Other Recreational Services	17,030.43	Total	8,506,386.68	Sale for Cash (1992)	
EDUCATION (excluding schools)		EQUALIZED VALUATION BASIS FOR NET DEBT COMPUTATION	1,142,204,265	Cancelled, Abated or Adjusted (1992)	
Libraries	491,530.00	REAL PROPERTY VALUATIONS		Balance December 31, 1992	16,600.00
Other Educational Services		Code Class # of Parcels % VAL'N ASSESSED VALUATION		CURRENT FINANCES DECEMBER 31, 1992	
STATUTORY EXPENDITURES		1 Vacant Land 88 .94 11,029,800.00		ASSETS	
Pensions & F. L. C. A.	440,100.00	2 Residential 3418 67.89 794,729,100.00		Cash Dec. 31, 1992	2,834,254.38
Employee Fringe Benefits	513,500.00	3 Farm 8 .03 326,200.00		Taxes Receivable	494,030.06
Other Statutory Expenditures		4a Commercial 154 11.45 134,040,700.00		Tax Title Liens	83,431.26
CETA And Other Public Employment Programs		4b Industrial 66 18.92 221,481,800.00		Foreclosed Property	16,600.00
MUNICIPAL FUNCTIONS TOTAL	8,543,705.71	4c Apartments 8 .77 8,984,000.00		Emergencies & Other Deferred Charges	6,000.00
CAPITAL IMPROVEMENTS *MEMO*	100,000.00	Total 3742 1,170,591,600.00		State and Federal Aid Receivable	11,335.39
DEBT SERVICE		Land Area 5.04 Sq. Miles		Other Receivables	64,481.31
Principal Payments	479,984.00	Net Valuation Taxable-Municipal	1,172,458,400	Total	3,510,132.40
Interest Payments	279,543.64	Net Valuation Taxable-County	1,145,614,572	LIABILITIES, RESERVES, AND SURPLUS	
DEFERRED CHARGES	32,536.36	State Equalized Valuation	1,131,890,547	Cash Liabilities	1,365,725.96
SCHOOL, COUNTY, SPECIAL DISTRICT TAXES	19,672,073.79	State Equalization Ratio	103.59	Reserves for Receivables	658,542.63
RESERVE FOR UNCOLLECTED TAXES	1,160,102.32			Surplus Dec. 31, 1992	1,485,863.81
EXPENDITURES TOTAL	30,172,945.82			Total	3,510,132.40

0512

Population 1980 1,091
 Population 1990 1,026
 S & P Rating
 Moody Rating

General Tax Rate Per \$100.

1.64

State Equalized Tax Rate

1.54

WEST CAPE MAY BORO. - CAPE MAY CO.

Form of Government:

Commission (1911)

Number of Members on Governing Body - 3

PER CAPITA:

Gross Debt 782.25
 Net Debt 232.65
 Debt Service 11.70
 Total Tax Levy 1,506.72
 Municipal Expenditures 1,119.61

PER CENT:

Gross Debt .82
 Net Debt .24
 Tax Levy Collected 84.39
 Tax Levy Cancelled, Abated or Adjusted .16

EXPENDITURES	REVENUES-REALIZED	CAPITAL DEBT AUTHORIZED, DECEMBER 31, 1992		1992 PROPERTY TAX		
GENERAL GOVERNMENT		ISSUED AND UNISSUED	GROSS DEBT	NET DEBT	STATE EQUALIZED TAX RATE	
Governing Body & Public Boards		School	63,893		Local District School Taxes .48 483,676.00	
Municipal Clerk		Self-Liquidating	500,000		Regional & Consolidated School Tax .36 357,342.57	
Financial Administration 47,900.00	1992 Property Taxes Collected 1,306,813.72	Other	238,700	238,700	School Taxes in Municipal Budget	
Assessment of Taxes 8,500.00	1992 Payments in Lieu of Taxes	Total	802,593		County Taxes .40 * 404,439.10	
Collection of Taxes 20,900.00	Delinquent Tax & Lien Collections 166,842.87				County Library Taxes .03 25,337.09	
Planning, Housing & Development 12,000.00	Business Personalty Replacement Taxes 4,803.48				Local Municipal Purpose Taxes .26 259,969.01	
Human Resources 24,574.00	Taxes from Public Utilities 79,589.00				Veteran & Senior Citizen Taxes 11,700.00	
Elections 2,500.00	Other Miscellaneous Tax Revenues				Total Taxes for Rate Computation 1.53 1,542,463.77	
General Administration (other) 113,450.00	State Aid Revenues 86,034.79				Special District Taxes	
JUDICIARY	Federal Aid Revenues				Bank Corp. Taxes	
Municipal Courts 31,133.39	State and Local Fiscal Assistance Act Utilized				Added and Omitted Taxes 13,077.87	
PUBLIC SAFETY	State and Local Fiscal Assistance Act Utilized				Total Taxes Levied - ABSTRACT 1,543,841.64	
Fire Protection 95,918.48	Sale of Acquired Property				Total Taxes Billed 1,548,632.41	
Police Protection 225,453.00	Other Miscellaneous Revenues 289,363.04				1992 TAXES COLLECTED 1,306,813.72	
Civil Defense & Disaster Control 4,500.00	Total 1,933,446.90				1992 Taxes Cancelled, Abated or Adjusted 2,400.96	
Environmental Inspection & Control 22,500.00	Prior Years Surplus Appropriated 325,000.00				Transfer to Tax Title Liens or Foreclosed 54,974.69	
Other Public Safety	REVENUES TOTAL 2,258,446.90				Balance Outstanding Dec. 31, 1992 184,443.06	
PUBLIC WORKS	Reserve For Uncollected Taxes 232,395.66				PRIOR YEARS TAXES OUTSTANDING	
Streets and Drainage 71,400.00	CAPITAL OUTLAY TOTAL 272,713.62				Balance January 1, 1992 127,415.52	
Sewers and Sewage Processing 67,140.00	Public Enterprises 256,123.33				Collected in 1992 121,238.10	
Garbage and Trash Disposal 4,000.00	Recreation-Culture				Cancelled, Abated or Adjusted 1992 12.15	
Public Buildings and Grounds 13,800.00	Public Works 4,837.22				Transfers to Tax Title Liens or Foreclosed 5,386.69	
Other Public Works 13,600.00	Buildings and Grounds 11,703.07				Balance December 31, 1992 778.58	
HEALTH and WELFARE	Library and Education				TAX TITLE LIENS OUTSTANDING	
Health Services Except Environmental 5,500.00	Conservation				Balance January 1, 1992 104,510.97	
Welfare-Public Assistance 3,750.00	All Other				Transfer From Taxes 61,469.83	
Hospital, Clinics, First Aid					Redeemed in 1992 45,604.77	
Animal, Insect, & Rodent Control 2,600.00					Cancelled, Abated or Adjusted (1992)	
Other Welfare Services					Transfers to Foreclosed Property	
RECREATION and CONSERVATION					Balance December 31, 1992 120,376.03	
Beaches and Boardwalks					PROPERTY ACQUIRED BY DEED OR FORECLOSURE	
Parks, Playgrounds, Shade Trees 2,400.00					Balance January 1, 1992 8,582.00	
Land Reclamation & Conservation					Transfers From Taxes or Liens	
Other Recreational Services 500.00					Sale for Cash (1992)	
EDUCATION (excluding schools)					Cancelled, Abated or Adjusted (1992)	
Libraries					Balance December 31, 1992 8,582.00	
Other Educational Services					CURRENT FINANCES DECEMBER 31, 1992	
STATUTORY EXPENDITURES					ASSETS	
Pensions & F. L. C. A. 37,475.25					Cash Dec. 31, 1992 737,657.76	
Employee Fringe Benefits 30,020.00					Taxes Receivable 185,221.62	
Other Statutory Expenditures 2,000.00					Tax Title Liens 120,376.03	
CETA And Other Public Employment Programs					Foreclosed Property 8,582.00	
MUNICIPAL FUNCTIONS TOTAL 863,514.12					Emergencies & Other Deferred Charges 290.14	
CAPITAL IMPROVEMENTS *MEMO* 7,500.00					State and Federal Aid Receivable 3,009.54	
DEBT SERVICE					Other Receivables 140,924.94	
Principal Payments 12,000.00					Total 1,196,062.03	
Interest Payments					LIABILITIES, RESERVES, AND SURPLUS	
DEFERRED CHARGES 40,814.27					Cash Liabilities 400,868.06	
SCHOOL, COUNTY, SPECIAL DISTRICT TAXES 1,270,794.76					Reserves for Receivables 455,104.59	
RESERVE FOR UNCOLLECTED TAXES 232,395.66					Surplus Dec. 31, 1992 340,089.38	
EXPENDITURES TOTAL 2,419,518.81					Total 1,196,062.03	
	REVENUES	EQUALIZED VALUATION BASIS FOR NET DEBT COMPUTATION 97,610,032				
	TOTAL 2,258,446.90	REAL PROPERTY VALUATIONS		ASSESSED VALUATION		
		Code	Class	# of Parcels	% VAL'N	
		1	Vacant Land	188	6.23	5,798,800.00
		2	Residential	728	82.37	76,695,850.00
		3	Farm	32	1.04	969,340.00
		4a	Commercial	30	10.02	9,327,900.00
		4b	Industrial			
		4c	Apartments	2	.34	318,700.00
		Total		980		93,110,590.00
			Land Area	1.30	Sq. Miles	
			Net Valuation Taxable-Municipal			93,631,374
			Net Valuation Taxable-County			101,061,672
			State Equalized Valuation			99,966,037
			State Equalization Ratio			93.63

0820
 Population 1980 18,002
 Population 1990 19,380
 S & P Rating
 Moody Rating AAA

General Tax Rate Per \$100. 3.66
 State Equalized Tax Rate 2.03

WEST DEPTFORD TWP. - GLOUCESTER CO.
 Form of Government:
Township Committee
 Number of Members on Governing Body - 5

PER CAPITA:
 Gross Debt 1,589,04 PER CENT:
 Net Debt 1,140,38 Gross Debt 2.82
 Debt Service 67.95 Net Debt 2.02
 Total Tax Levy 1,251.38 Tax Levy Collected 96.24
 Municipal Expenditures 540.39 Tax Levy Cancelled, Abated or Adjusted .94

EXPENDITURES		REVENUES-REALIZED		1992 PROPERTY TAX	
GENERAL GOVERNMENT		REVENUES-REALIZED		STATE EQUALIZED TAX RATE	
Governing Body & Public Boards		1992 Property Taxes Collected	23,356,092.41	Local District School Taxes	1.06 12,579,411.00
Municipal Clerk		1992 Payments in Lieu of Taxes		Regional & Consolidated School Tax	
Financial Administration	104,119.74	Delinquent Tax & Lien Collections	317,270.36	School Taxes in Municipal Budget	
Assessment of Taxes	126,773.56	Business Personalty Replacement Taxes	407,630.36	County Taxes	.62 7,333,672.95
Collection of Taxes	90,333.65	Taxes from Public Utilities	1,186,376.07	County Library Taxes	
Planning, Housing & Development	45,141.23	Other Miscellaneous Tax Revenues		Local Municipal Purpose Taxes	.35 4,143,849.59
Human Resources	55,517.00	State Aid Revenues	926,222.49	Veteran & Senior Citizen Taxes	
Elections		Federal Aid Revenues		Total Taxes for Rate Computation	2.03 24,217,433.54
General Administration (other)	1,699,162.63	State and Local Fiscal Assistance Act Utilized		Special District Taxes	
JUDICIARY		Sale of Acquired Property		Bank Corp. Taxes	
Municipal Courts	87,500.38	Other Miscellaneous Revenues	1,713,828.08	Added and Omitted Taxes	194,718.43
PUBLIC SAFETY		Total	27,907,419.77	Total Taxes Levied - ABSTRACT	24,251,651.97
Fire Protection	203,540.76	Prior Years Surplus Appropriated	1,841,149.30	Total Taxes Billed	24,268,511.28
Police Protection	1,744,736.19	REVENUES TOTAL	29,743,569.07	1992 TAXES COLLECTED	23,356,092.41
Civil Defense & Disaster Control	9,500.00	Reserve For Uncollected Taxes	561,460.59	1992 Taxes Cancelled, Abated or Adjusted	227,024.27
Environmental Inspection & Control	237,749.90	CAPITAL OUTLAY TOTAL	2,642,989.63	Transfer to Tax Title Liens or Foreclosed	130,193.76
Other Public Safety		Public Enterprises	1,419,770.64	Balance Outstanding Dec. 31, 1992	555,200.84
PUBLIC WORKS		Recreation-Culture	56,386.01	PRIOR YEARS TAXES OUTSTANDING	
Streets and Drainage	548,000.85	Public Works	1,170.45	Balance January 1, 1992	422,647.75
Sewers and Sewage Processing		Buildings and Grounds	1,165,662.53	Collected in 1992	306,909.60
Gorbage and Trash Disposal	1,622,543.07	Library and Education		Cancelled, Abated or Adjusted 1992	30,569.00
Public Buildings and Grounds	149,074.00	Conservation		Transfers to Tax Title Liens or Foreclosed	4,573.30
Other Public Works		All Other		Balance December 31, 1992	80,595.85
HEALTH and WELFARE		CAPITAL DEBT AUTHORIZED, DECEMBER 31, 1992		TAX TITLE LIENS OUTSTANDING	
Health Services Except Environmental		ISSUED AND UNISSUED		Balance January 1, 1992	270,321.77
Welfare-Public Assistance	35,145.84	School	8,695,000	Transfer From Taxes	135,932.03
Hospital, Clinics, First Aid		Self-Liquidating	12,544,401	Redeemed in 1992	10,360.76
Animal, Insect, & Rodent Control	42,573.40	Other	9,456,181	Cancelled, Abated or Adjusted (1992)	
Other Welfare Services		Total	30,795,583	Transfers to Foreclosed Property	
RECREATION and CONSERVATION		ISSUED AND OUTSTANDING		Balance December 31, 1992	395,893.04
Beaches and Boardwalks		School	8,695,000.00	PROPERTY ACQUIRED BY DEED OR FORECLOSURE	
Parks, Playgrounds, Shade Trees		Self-Liquidating	9,741,745.75	Balance January 1, 1992	740,750.00
Land Reclamation & Conservation	266,413.84	Other	8,047,254.25	Transfers From Taxes or Liens	
Other Recreational Services	455,401.67	Total	26,484,000.00	Sale for Cash (1992)	
EDUCATION (excluding schools)		EQUALIZED VALUATION BASIS		Cancelled, Abated or Adjusted (1992)	
Libraries	495,000.00	FOR NET DEBT COMPUTATION	1,092,234.412	Balance December 31, 1992	740,750.00
Other Educational Services		REAL PROPERTY VALUATIONS		CURRENT FINANCES DECEMBER 31, 1992	
STATUTORY EXPENDITURES		Code Class # of Parcels % VAL'N ASSESSED VALUATION		ASSETS	
Pensions & F. I. C. A.	489,752.11	1 Vacant Land 851 4.53 30,320,900.00		Cash Dec. 31, 1992	6,006,965.38
Employee Fringe Benefits		2 Residential 5273 44.34 290,510,700.00		Taxes Receivable	635,796.69
Other Statutory Expenditures		3 Form 97 .31 2,041,200.00		Tax Title Liens	395,893.04
CETA And Other Public Employment Programs		4a Commercial 245 19.73 129,252,200.00		Foreclosed Property	740,750.00
MUNICIPAL FUNCTIONS TOTAL	8,509,994.82	4b Industrial 15 26.75 175,250,300.00		Emergencies & Other Deferred Charges	2,727.57
CAPITAL IMPROVEMENTS *MEMO*	37,500.00	4c Apartments 10 4.25 27,819,100.00		State and Federal Aid Receivable	3,899.33
DEBT SERVICE		Total 6491 655,193,400.00		Other Receivables	191,573.29
Principal Payments	690,224.18	Land Area 16.18 Sq. Miles		Total	7,967,605.30
Interest Payments	626,571.73	Net Valuation Taxable-Municipal	657,753,903	LIABILITIES, RESERVES, AND SURPLUS	
DEFERRED CHARGES	84,417.78	Net Valuation Taxable-County	1,199,122,452	Cash Liabilities	3,239,568.58
SCHOOL, COUNTY, SPECIAL DISTRICT TAXES	19,913,033.95	State Equalized Valuation	1,182,238,933	Reserves for Receivables	1,954,013.02
RESERVE FOR UNCOLLECTED TAXES	561,460.59	State Equalization Ratio	55.54	Surplus Dec. 31, 1992	2,724,023.70
EXPENDITURES TOTAL	30,385,753.05			Total	7,967,605.30

1353

Population 1980 7,380
 Population 1990 7,690
 S & P Rating
 Moody Rating A

General Tax Rate Per \$100. 2.05
 State Equalized Tax Rate 2.17

WEST LONG BRANCH BORO. - MON. CO.
 Form of Government:
 Borough Council
 Number of Members on Governing Body - 6

PER CAPITA:
 Gross Debt 224.28
 Net Debt 224.28
 Debt Service 49.68
 Total Tax Levy 1,502.96
 Municipal Expenditures 580.92

PER CENT:
 Gross Debt .30
 Net Debt .30
 Tax Levy Collected 94.27
 Tax Levy Cancelled, Abated or Adjusted

EXPENDITURES		REVENUES-REALIZED			1992 PROPERTY TAX	
GENERAL GOVERNMENT		REVENUES-REALIZED			STATE EQUALIZED TAX RATE	
Governing Body & Public Boards		1992 Property Taxes Collected		10,894,995.59	Local District School Taxes	.76 4,029,751.88
Municipal Clerk		1992 Payments in Lieu of Taxes			Regional & Consolidated School Tax	.46 2,458,297.32
Financial Administration	55,716.20	Delinquent Tax & Lien Collections	500,279.21		School Taxes in Municipal Budget	
Assessment of Taxes	68,516.00	Business Personalty Replacement Taxes	125,630.92		County Taxes	.48 * 2,534,439.97
Collection of Taxes	57,300.00	Taxes from Public Utilities	538,510.77		County Library Taxes	.02 97,485.09
Planning, Housing & Development	35,654.00	Other Miscellaneous Tax Revenues			Local Municipal Purpose Taxes	.45 2,364,000.00
Human Resources	15,846.50	State Aid Revenues	304,477.36		Veteran & Senior Citizen Taxes	43,400.00
Elections		Federal Aid Revenues			Total Taxes for Rate Computation	2.17 11,527,374.26
General Administration (other)	228,592.45	State and Local Fiscal Assistance Act Utilized			Special District Taxes	
JUDICIARY		State and Local Fiscal Assistance Act Utilized			Bank Corp. Taxes	
Municipal Courts	76,173.00	Sale of Acquired Property			Added and Omitted Taxes	73,790.30
PUBLIC SAFETY		Other Miscellaneous Revenues	493,936.65		Total Taxes Levied - ABSTRACT	11,557,764.56
Fire Protection	123,311.00	Total	12,857,830.50		Total Taxes Billed	11,557,764.56
Police Protection	1,134,888.00	Prior Years Surplus Appropriated	375,000.00		1992 TAXES COLLECTED	10,894,995.59
Civil Defense & Disaster Control	4,140.00	REVENUES TOTAL	13,232,830.50		1992 Taxes Cancelled, Abated or Adjusted	
Environmental Inspection & Control	37,219.00	Reserve For Uncollected Taxes	527,033.46		Transfer to Tax Title Liens or Foreclosed	
Other Public Safety		CAPITAL OUTLAY TOTAL	177,595.19		Balance Outstanding Dec. 31, 1992	652,763.97
PUBLIC WORKS		Public Enterprises			PRIOR YEARS TAXES OUTSTANDING	
Streets and Drainage	84,505.00	Recreation-Culture	3,474.35		Balance January 1, 1992	522,922.66
Sewers and Sewage Processing		Public Works	94,803.25		Collected in 1992	500,279.21
Garbage and Trash Disposal	240,000.00	Buildings and Grounds	79,317.59		Cancelled, Abated or Adjusted 1992	
Public Buildings and Grounds	71,737.00	Library and Education			Transfers to Tax Title Liens or Foreclosed	
Other Public Works	365,500.00	Conservation			Balance December 31, 1992	22,663.45
HEALTH and WELFARE		All Other			TAX TITLE LIENS OUTSTANDING	
Health Services Except Environmental	40,665.00	CAPITAL DEBT AUTHORIZED, DECEMBER 31, 1992			Balance January 1, 1992	41,658.24
Welfare-Public Assistance	4,334.00	ISSUED AND UNISSUED			Transfer From Taxes	
Hospital, Clinics, First Aid		School			Redeemed in 1992	
Animal, Insect, & Rodent Control	1,500.00	Self-Liquidating			Cancelled, Abated or Adjusted (1992)	
Other Welfare Services		Other	1,724,689	1,724,689	Transfers to Foreclosed Property	
RECREATION and CONSERVATION		Total	1,724,689	1,724,689	Balance December 31, 1992	41,658.24
Beaches and Boardwalks		ISSUED AND OUTSTANDING			PROPERTY ACQUIRED BY DEED OR FORECLOSURE	
Parks, Playgrounds, Shade Trees	708.00	School			Balance January 1, 1992	44,275.00
Land Reclamation & Conservation	21,622.00	Self-Liquidating			Transfers From Taxes or Liens	
Other Recreational Services	45,284.00	Other			Sale for Cash (1992)	
EDUCATION (excluding schools)		Total		1,398,466.30	Cancelled, Abated or Adjusted (1992)	
Libraries	150,503.80	EQUALIZED VALUATION BASIS FOR NET DEBT COMPUTATION		566,180,128	Balance December 31, 1992	44,275.00
Other Educational Services	100.00	REAL PROPERTY VALUATIONS			CURRENT FINANCES DECEMBER 31, 1992	
STATUTORY EXPENDITURES		Code Class # of Parcels % VAL'N ASSESSED VALUATION			ASSETS	
Pensions & F. L. C. A.	230,528.55	1 Vacant Land 115 2.07 11,609,600.00			Cash Dec. 31, 1992	1,031,707.30
Employee Fringe Benefits	439,000.00	2 Residential 2215 81.19 454,299,700.00			Taxes Receivable	685,412.42
Other Statutory Expenditures		3 Farm 10 .10 564,100.00			Tax Title Liens	41,658.24
CETA And Other Public Employment Programs		4a Commercial 152 16.11 90,153,400.00			Foreclosed Property	44,275.00
MUNICIPAL FUNCTIONS TOTAL	3,534,342.50	4b Industrial 3 .35 1,964,500.00			Emergencies & Other Deferred Charges	55,960.00
CAPITAL IMPROVEMENTS *MEMO*	25,000.00	4c Apartments 3 .17 968,900.00			State and Federal Aid Receivable	33,285.34
DEBT SERVICE		Total 2498 559,559,200.00			Other Receivables	27,978.43
Principal Payments	301,187.22	Land Area 2.83 Sq. Miles			Total	1,930,276.73
Interest Payments	80,880.26	Net Valuation Taxable-Municipal	560,734,215		LIABILITIES, RESERVES, AND SURPLUS	
DEFERRED CHARGES	23,830.00	Net Valuation Taxable-County	585,134,930		Cash Liabilities	793,671.21
SCHOOL, COUNTY, SPECIAL DISTRICT TAXES	9,119,974.26	State Equalized Valuation	530,309,010		Reserves for Receivables	832,609.43
RESERVE FOR UNCOLLECTED TAXES	527,033.46	State Equalization Ratio	105.75		Surplus Dec. 31, 1992	303,996.09
EXPENDITURES TOTAL	13,587,247.70				Total	1,930,276.73

*Includes County Health Service Taxes, County Vocational School Taxes, or County Open Space Tax. See Table 13.

1615
 Population-1980 22,750
 Population 1990 25,430
 S & P Rating
 Moody Rating

General Tax Rate Per \$100. 2.68
 State Equalized Tax Rate 2.46

WEST MILFORD TWP. - PASSAIC COUNTY
 Form of Government:
 Council-Manager Plan D (OMCL 50)
 Number of Members on Governing Body - 5

PER CAPITA:
 Grass Debt 786.77
 Net Debt 469.49
 Debt Service 64.36
 Total Tax Levy 1,534.37
 Municipal Expenditures 625.19
 PER CENT:
 Gross Debt 1.22
 Net Debt .73
 Tax Levy Collected 95.88
 Tax Levy Cancelled, Abated or Adjusted .63

EXPENDITURES		REVENUES-REALIZED	1992 PROPERTY TAX		
GENERAL GOVERNMENT			STATE EQUALIZED TAX RATE		
Governing Body & Public Boards	111,200.00	1992 Property Taxes Collected	1.24	19,669,863.17	
Municipal Clerk	142,163.00	1992 Payments in Lieu of Taxes		13,501.47	
Financial Administration	195,013.00	Delinquent Tax & Lien Collections		1,222,821.58	
Assessment of Taxes	478,838.00	Business Personalty Replacement Taxes		126,110.88	
Collection of Taxes	198,706.61	Taxes from Public Utilities		1,605,904.52	
Planning, Housing & Development	219,068.00	Other Miscellaneous Tax Revenues		2,325,295.32	
Human Resources	885,989.63	State Aid Revenues			
Elections	17,826.00	Federal Aid Revenues			
General Administration (other)	1,330,435.00	State and Local Fiscal Assistance Act Utilized			
JUDICIARY		Sole of Acquired Property			
Municipal Courts	163,651.30	Other Miscellaneous Revenues		1,227,825.25	
PUBLIC SAFETY				44,038,776.74	
Fire Protection	389,093.60	Prior Years Surplus Appropriated		700,000.00	
Police Protection	2,919,996.87	REVENUES TOTAL		44,738,776.74	
Civil Defense & Disaster Control	21,531.00	Reserve For Uncollected Taxes		1,600,000.00	
Environmental Inspection & Control	161,495.00			1,770,470.98	
Other Public Safety		CAPITAL OUTLAY TOTAL		1,770,470.98	
PUBLIC WORKS					
Streets and Drainage	2,074,597.00	Public Enterprises			
Sewers and Sewage Processing		Recreation-Culture		228,640.50	
Gorbage and Trash Disposal		Public Works		1,541,830.48	
Public Buildings and Grounds	223,954.00	Buildings and Grounds			
Other Public Works		Library and Education			
HEALTH and WELFARE		Conservation			
Health Services Except Environmental	344,505.00	All Other			
Welfare-Public Assistance	85,634.00				
Hospital, Clinics, First Aid		CAPITAL DEBT AUTHORIZED, DECEMBER 31, 1992			
Animal, Insect, & Rodent Control	58,734.00	ISSUED AND UNISSUED			
Other Welfare Services		School		3,966,000	
RECREATION and CONSERVATION		Self-Liquidating			
Beaches and Boardwalks		Other		16,041,565	
Parks, Playgrounds, Shade Trees	221,672.00	Total		20,007,565	
Land Reclamation & Conservation					
Other Recreational Services	213,130.96	ISSUED AND OUTSTANDING			
EDUCATION (excluding schools)		School		3,966,000.00	
Libraries	343,333.00	Self-Liquidating			
Other Educational Services	2,710.00	Other		13,805,046.22	
STATUTORY EXPENDITURES		Total		17,771,046.22	
Pensions & F. L. C. A.	771,853.00	EQUALIZED VALUATION BASIS		1,641,757,824	
Employee Fringe Benefits	792,932.00	FOR NET DEBT COMPUTATION			
Other Statutory Expenditures		REAL PROPERTY VALUATIONS			
CETA And Other Public Employment Programs	12,368,066.97	Code Class # of Parcels % VALN			
MUNICIPAL FUNCTIONS TOTAL	20,500.00	1 Vacant Land 2237 8.11		117,385,000.00	
CAPITAL IMPROVEMENTS *ME40*		2 Residential 8773 84.54		1,223,591,600.00	
DEBT SERVICE		3 Farm 202 .83		12,048,000.00	
Principal Payments	1,025,907.40	4a Commercial 271 5.62		81,288,100.00	
Interest Payments	610,655.75	4b Industrial 30 .83		12,010,500.00	
DEFERRED CHARGES	293,934.16	4c Apartments 2 .07		1,002,500.00	
SCHOOL, COUNTY, SPECIAL DISTRICT TAXES	27,763,968.16	Total 11515		1,447,325,700.00	
RESERVE FOR UNCOLLECTED TAXES	1,600,000.00	Land Area 78.30 Sq. Miles			
EXPENDITURES TOTAL	43,662,532.44	Net Valuation Taxable-Municipal		1,457,663,501	
		Net Valuation Taxable-County		1,669,688,290	
		State Equalized Valuation		1,589,870,378	
		State Equalization Ratio		91.53	
				6,255,971.38	
				1,893,574.94	
				3,164,719.51	
				1,197,676.93	
				6,255,971.38	

0912

Population 1980 39,194
 Population 1990 38,125
 S & P Rating
 Moody Rating BAA

General Tax Rate Per \$100 3.09
 State Equalized Tax Rate 2.90

WEST NEW YORK TOWN - HUDSON CO.
 Form of Government:
 Commission (1911)
 Number of Members on Governing Body - 5

PER CAPITA:
 Gross Debt 1,061.73
 Net Debt 731.77
 Debt Service 47.40
 Total Tax Levy 939.48
 Municipal Expenditures 900.57

PER CENT:
 Gross Debt 3.24
 Net Debt 2.24
 Tax Levy Collected 84.07
 Tax Levy Cancelled, Abated or Adjusted .46

EXPENDITURES		REVENUES-REALIZED		1992 PROPERTY TAX	
GENERAL GOVERNMENT				STATE EQUALIZED TAX RATE 1.04	
Governing Body & Public Boards	55,000.00	1992 Property Taxes Collected	28,833,630.01	Local District School Taxes	12,766,399.50
Municipal Clerk	135,500.00	1992 Payments in Lieu of Taxes	1,278,338.21	Regional & Consolidated School Tax	
Financial Administration	620,175.00	Delinquent Tax & Lien Collections	2,132,836.51	School Taxes in Municipal Budget	.01 172,812.94
Assessment of Taxes	136,100.00	Business Personalty Replacement Taxes	963,046.20	County Taxes	.63 7,747,442.67
Collection of Taxes	111,100.00	Taxes from Public Utilities	1,112,853.00	County Library Taxes	
Planning, Housing & Development	202,300.00	Other Miscellaneous Tax Revenues		Local Municipal Purpose Taxes	1.22 15,067,611.87
Human Resources	1,465,404.00	State Aid Revenues	7,772,602.80	Veteran & Senior Citizen Taxes	96,550.00
Elections	23,000.00	Federal Aid Revenues		Total Taxes for Rate Computation	2.90 35,850,816.98
General Administration (other)	3,497,629.82	State and Local Fiscal Assistance Act Utilized		Special District Taxes	
JUDICIARY		Sale of Acquired Property		Bank Corp. Taxes	
Municipal Courts	314,500.00	Other Miscellaneous Revenues	6,123,748.44	Added and Omitted Taxes	63,465.43
PUBLIC SAFETY		Total	48,216,855.17	Total Taxes Levied - ABSTRACT	35,817,732.41
Fire Protection	5,240,074.00	Prior Years Surplus Appropriated	780,000.00	Total Taxes Billed	34,295,733.65
Police Protection	4,847,534.75	REVENUES TOTAL	48,996,855.17	1992 TAXES COLLECTED	28,833,630.01
Civil Defense & Disaster Control	20,450.00	Reserve For Uncollected Taxes	3,223,000.00	1992 Taxes Cancelled, Abated or Adjusted	158,871.68
Environmental Inspection & Control	303,000.00	CAPITAL OUTLAY TOTAL	2,075,387.83	Transfer to Tax Title Liens or Foreclosed	339,251.10
Other Public Safety		Public Enterprises		Balance Outstanding Dec. 31, 1992	4,963,980.86
PUBLIC WORKS		Recreation-Culture	176,502.39	PRIOR YEARS TAXES OUTSTANDING	
Streets and Drainage	2,305,000.00	Public Works		Balance January 1, 1992	2,672,029.92
Sewers and Sewage Processing	85,000.00	Buildings and Grounds	1,898,885.44	Collected in 1992	1,619,903.75
Garbage and Trash Disposal	2,260,000.00	Library and Education		Cancelled, Abated or Adjusted 1992	7,071.93
Public Buildings and Grounds	473,000.00	Conservation		Transfers to Tax Title Liens or Foreclosed	971,776.18
Other Public Works	220,000.00	All Other		Balance December 31, 1992	73,278.06
HEALTH and WELFARE		CAPITAL DEBT AUTHORIZED, DECEMBER 31, 1992		TAX TITLE LIENS OUTSTANDING	
Health Services Except Environmental	703,055.00	ISSUED AND UNISSUED		Balance January 1, 1992	779,327.94
Welfare-Public Assistance	78,800.00	School	12,580,000	Transfer From Taxes	1,566,509.09
Hospital, Clinics, First Aid		Self-Liquidating	27,898,547	Redeemed in 1992	712,932.76
Animal, Insect, & Rodent Control		Other	27,898,547	Cancelled, Abated or Adjusted (1992)	
Other Welfare Services	1,000.00	Total	40,478,547	Transfers to Foreclosed Property	
RECREATION and CONSERVATION		ISSUED AND OUTSTANDING		Balance December 31, 1992	1,632,904.27
Beaches and Boardwalks		School	7,105,000.00	PROPERTY ACQUIRED BY DEED OR FORECLOSURE	
Parks, Playgrounds, Shade Trees	705,000.00	Self-Liquidating		Balance January 1, 1992	5,850.00
Land Reclamation & Conservation	13,822.66	Other	21,687,272.15	Transfers From Taxes or Liens	
Other Recreational Services	403,025.00	Total	28,792,272.15	Sale for Cash (1992)	
EDUCATION (excluding schools)		EQUALIZED VALUATION BASIS FOR NET DEBT COMPUTATION	1,243,213,430	Cancelled, Abated or Adjusted (1992)	
Libraries	465,330.00	REAL PROPERTY VALUATIONS		Balance December 31, 1992	5,850.00
Other Educational Services	40,650.39	Code Class # of Parcels % VAL'N ASSESSED VALUATION		CURRENT FINANCES DECEMBER 31, 1992	
STATUTORY EXPENDITURES		1 Vacant Land 56 9.05 106,530,900.00		ASSETS	
Pensions & F. L. C. A.	1,186,936.10	2 Residential 3866 36.02 416,330,700.00		Cash Dec. 31, 1992	6,512,769.42
Employee Fringe Benefits	3,300,000.00	3 Farm 750 23.75 274,479,000.00		Taxes Receivable	5,037,258.92
Other Statutory Expenditures		4a Commercial 240 9.91 114,482,000.00		Tax Title Liens	1,632,904.27
CETA And Other Public Employment Programs		4c Apartments 402 21.27 245,850,900.00		Foreclosed Property	5,850.00
MUNICIPAL FUNCTIONS TOTAL	29,212,436.72	Total 5314 1,155,673,500.00		Emergencies & Other Deferred Charges	125,000.00
CAPITAL IMPROVEMENTS *MEMO*	300,100.00	Land Area .90 Sq. Miles		State and Federal Aid Receivable	2,599.20
DEBT SERVICE		Net Valuation Taxable-Municipal	1,157,331,462	Other Receivables	614,279.97
Principal Payments	1,076,213.32	Net Valuation Taxable-County	1,275,039,545	Total	13,930,661.78
Interest Payments	731,057.66	State Equalized Valuation	1,233,194,087	LIABILITIES, RESERVES, AND SURPLUS	
TYPE I SCHL DEBT *MEMO	715,620.00	State Equalization Ratio	93.84	Cash Liabilities	4,776,660.11
DEFERRED CHARGES	91,566.92			Reserves for Receivables	7,290,293.16
SCHOOL, COUNTY, SPECIAL DISTRICT TAXES	20,686,655.11			Surplus Dec. 31, 1992	1,863,708.51
RESERVE FOR UNCOLLECTED TAXES	3,223,000.00			Total	13,930,661.78
EXPENDITURES TOTAL	55,020,929.73				

0722

Population 1980 **39,510**
 Population 1990 **39,103**
 S & P Rating
 Moody Rating **AA**

General Tax Rate Per \$100. **5.40**
 State Equalized Tax Rate **2.72**

WEST ORANGE TOWNSHIP - ESSEX CO.
 Form of Government:
Mayor-Council Plan B (OMCL 50)
 Number of Members on Governing Body - 5

PER CAPITA:
 Gross Debt **1,069.70** PER CENT:
 Net Debt **843.56** Gross Debt **1.42**
 Debt Service **74.67** Net Debt **1.12**
 Total Tax Levy **2,004.20** Tax Levy Collected **97.11**
 Municipal Expenditures **915.95** Tax Levy Cancelled, Abated or Adjusted **.82**

EXPENDITURES		REVENUES-REALIZED		1992 PROPERTY TAX	
GENERAL GOVERNMENT		REVENUES-REALIZED		STATE EQUALIZED TAX RATE	
Governing Body & Public Boards	260,584.00	1992 Property Taxes Collected	75,132,791.93	Local District School Taxes	1.26 35,964,598.00
Municipal Clerk	113,494.00	1992 Payments in Lieu of Taxes	178,651.16	Regional & Consolidated School Tax	
Financial Administration	860,624.00	Delinquent Tax & Lien Collections	1,619,003.82	School Taxes in Municipal Budget	
Assessment of Taxes	177,411.00	Business Personality Replacement Taxes	686,421.12	County Taxes	.67 19,164,626.54
Collection of Taxes	134,048.00	Taxes from Public Utilities	3,235,811.12	County Library Taxes	
Planning, Housing & Development	22,980.00	Other Miscellaneous Tax Revenues		Local Municipal Purpose Taxes	.80 22,803,582.00
Human Resources	295,370.00	State Aid Revenues	2,000,857.40	Veteran & Senior Citizen Taxes	217,100.00
Elections	67,900.00	Federal Aid Revenues		Total Taxes for Rate Computation	2.73 78,149,906.54
General Administration (other)	2,434,734.00	State and Local Fiscal Assistance Act Utilized		Special District Taxes	
JUDICIARY		Sale of Acquired Property		Bank Corp. Taxes	
Municipal Courts	278,503.00	Other Miscellaneous Revenues	3,837,835.95	Added and Omitted Taxes	437,600.49
PUBLIC SAFETY		Total	87,691,372.55	Total Taxes Levied - ABSTRACT	78,370,407.03
Fire Protection	4,659,455.00	Prior Years Surplus Appropriated	3,100,000.00	Total Taxes Billed	78,401,045.49
Police Protection	5,214,924.00	REVENUES TOTAL	90,791,372.55	1992 TAXES COLLECTED	76,132,791.98
Civil Defense & Disaster Control	11,940.00	Reserve For Uncollected Taxes	2,471,293.00	1992 Taxes Cancelled, Abated or Adjusted	646,343.65
Environmental Inspection & Control	348,959.00	CAPITAL OUTLAY TOTAL	4,055,458.91	Transfer to Tax Title Liens or Foreclosed	43,245.82
Other Public Safety		Public Enterprises		Balance Outstanding Dec. 31, 1992	1,578,659.04
PUBLIC WORKS		Recreation-Culture	16,570.95	PRIOR YEARS TAXES OUTSTANDING	
Streets and Drainage	659,200.00	Public Works	336,733.73	Balance January 1, 1992	1,664,726.36
Sewers and Sewage Processing	1,915,047.00	Buildings and Grounds	3,698,589.69	Collected in 1992	1,535,743.12
Garbage and Trash Disposal	2,525,100.00	Library and Education	3,564.49	Cancelled, Abated or Adjusted 1992	7,796.68
Public Buildings and Grounds	88,105.00	Conservation		Transfers to Tax Title Liens or Foreclosed	8,445.30
Other Public Works	2,250,050.00	All Other		Balance December 31, 1992	112,741.26
HEALTH and WELFARE		CAPITAL DEBT AUTHORIZED, DECEMBER 31, 1992		TAX TITLE LIENS OUTSTANDING	
Health Services Except Environmental	616,978.00	ISSUED AND UNISSUED		Balance January 1, 1992	161,198.67
Welfare-Public Assistance		School	8,342,521	Transfer From Taxes	53,161.12
Hospital, Clinics, First Aid	302,820.00	Self-Liquidating		Redeemed in 1992	83,260.70
Animal, Insect, & Rodent Control	85,179.00	Other	32,985,779	Cancelled, Abated or Adjusted (1992)	
Other Welfare Services	32,536.00	Total	41,828,300	Transfers to Foreclosed Property	
RECREATION and CONSERVATION		ISSUED AND OUTSTANDING		Balance December 31, 1992	131,099.09
Beaches and Boardwalks		School	8,842,521.00	PROPERTY ACQUIRED BY DEED OR FORECLOSURE	
Parks, Playgrounds, Shade Trees	617,727.00	Self-Liquidating		Balance January 1, 1992	308,782.00
Land Reclamation & Conservation		Other	16,450,000.00	Transfers From Taxes or Liens	
Other Recreational Services	177,622.00	Total	25,292,521.00	Sale for Cash (1992)	
EDUCATION (excluding schools)		EQUALIZED VALUATION BASIS FOR NET DEBT COMPUTATION		Cancelled, Abated or Adjusted (1992)	
Libraries	1,305,000.00	REAL PROPERTY VALUATIONS		Balance December 31, 1992	308,782.00
Other Educational Services	1,100.00	Code Class # of Parcels % VALN ASSESSED VALUATION		CURRENT FINANCES DECEMBER 31, 1992	
STATUTORY EXPENDITURES		1 Vacant Land 949 2.54 36,491,000.00		ASSETS	
Pensions & F. I. C. A.	2,056,371.00	2 Residential 11600 76.06 1,092,192,300.00		Cash Dec. 31, 1992	14,157,843.43
Employee Fringe Benefits	2,891,235.00	3 Farm 2 .01 169,700.00		Taxes Receivable	1,691,400.30
Other Statutory Expenditures	100.00	4a Commercial 430 15.96 229,213,000.00		Tax Title Liens	131,099.09
CETA And Other Public Employment Programs		4b Industrial 56 1.61 23,072,300.00		Foreclosed Property	308,782.00
MUNICIPAL FUNCTIONS TOTAL	30,410,106.00	4c Apartments 45 3.82 54,878,600.00		Emergencies & Other Deferred Charges	
CAPITAL IMPROVEMENTS *MEMO*	505,635.00	Total 13082 1,435,015,900.00		State and Federal Aid Receivable	1,516.23
DEBT SERVICE		Land Area 12.10 Sq. Miles		Other Receivables	506,293.23
Principal Payments	2,034,000.00	Net Valuation Taxable-Municipal	1,443,767,500	Total	16,796,934.28
Interest Payments	885,653.17	Net Valuation Taxable-County	3,064,873,476	LIABILITIES, RESERVES, AND SURPLUS	
DEFERRED CHARGES		State Equalized Valuation	2,857,555,919	Cash Liabilities	10,087,055.27
SCHOOL, COUNTY, SPECIAL DISTRICT TAXES	55,129,224.54	State Equalization Ratio	50.39	Reserves for Receivables	2,637,574.62
RESERVE FOR UNCOLLECTED TAXES	2,471,293.00			Surplus Dec. 31, 1992	4,072,304.39
EXPENDITURES TOTAL	90,945,461.71			Total	16,796,934.28

Population 1980 11,293
 Population 1990 10,982
 S & P Rating
 Moody Rating A

General Tax Rate Per \$100. 4.04
 State Equalized Tax Rate 1.93

WEST PATERSON BOROUGH - PASSAIC CO.
 Form of Government:
Small Municipality Plan C (OMCL 50)
 Number of Members on Governing Body - 7

PER CAPITA: Gross Debt 1,079.65
 Net Debt 963.12
 Debt Service 86.22
 Total Tax Levy 1,437.12
 Municipal Expenditures 593.49

PER CENT: Gross Debt 1.39
 Net Debt 1.24
 Tax Levy Collected 6.83
 Tax Levy Cancelled, Abated or Adjusted .59

EXPENDITURES		REVENUES-REALIZED			1992 PROPERTY TAX	
GENERAL GOVERNMENT					STATE EQUALIZED TAX RATE <u> </u>	
Governing Body & Public Boards	27,327.96	1992 Property Taxes Collected	15,291,409.46	Local District School Taxes	.36	5,404,514.00
Municipal Clerk		1992 Payments in Lieu of Taxes		Regional & Consolidated School Tax	.35	2,889,699.58
Financial Administration	84,134.00	Delinquent Tax & Lien Collections	342,172.91	School Taxes in Municipal Budget		
Assessment of Taxes	188,819.00	Business Personalty Replacement Taxes	217,273.68	County Taxes	.47	3,868,384.91
Collection of Taxes	73,074.20	Taxes from Public Utilities	448,665.00	County Library Taxes		
Planning, Housing & Development	12,811.00	Other Miscellaneous Tax Revenues		Local Municipal Purpose Taxes	.44	3,579,111.22
Human Resources	28,370.62	State Aid Revenues	422,000.48	Veteran & Senior Citizen Taxes		122,300.00
Elections	3,913.64	Federal Aid Revenues		Total Taxes for Rate Computation	1.92	15,864,009.71
General Administration (other)	383,956.14	State and Local Fiscal Assistance Act Utilized		Special District Taxes		
JUDICIARY		Sale of Acquired Property		Bank Corp. Taxes		
Municipal Courts	79,010.00	Other Miscellaneous Revenues	700,465.63	Added and Omitted Taxes		40,706.03
PUBLIC SAFETY		Total	17,421,987.16	Total Taxes Levied - ABSTRACT		15,782,415.74
Fire Protection	124,796.06	Prior Years Surplus Appropriated	438,900.00	Total Taxes Billed		15,783,126.76
Police Protection	1,186,046.19	REVENUES TOTAL	17,860,887.16	1992 TAXES COLLECTED		15,291,409.46
Civil Defense & Disaster Control	1,750.00	Reserve For Uncollected Taxes	335,000.00	1992 Taxes Cancelled, Abated or Adjusted		91,699.50
Environmental Inspection & Control	82,458.18	CAPITAL OUTLAY TOTAL	2,208,945.12	Transfer to Tax Title Liens or Foreclosed		46,824.16
Other Public Safety		Public Enterprises		Balance Outstanding Dec. 31, 1992		353,193.64
PUBLIC WORKS		Recreation-Culture		PRIOR YEARS TAXES OUTSTANDING		
Streets and Drainage	362,847.96	Public Works	1,567,635.45	Balance January 1, 1992		239,282.73
Sewers and Sewage Processing	680,030.56	Buildings and Grounds	641,308.67	Collected in 1992		214,683.11
Garbage and Trash Disposal	812,000.00	Library and Education		Cancelled, Abated or Adjusted 1992		
Public Buildings and Grounds	39,877.00	Conservation		Transfers to Tax Title Liens or Foreclosed		
Other Public Works	91,030.00	All Other		Balance December 31, 1992		24,599.62
HEALTH and WELFARE		CAPITAL DEBT AUTHORIZED, DECEMBER 31, 1992		TAX TITLE LIENS OUTSTANDING		
Health Services Except Environmental	27,979.96	ISSUED AND UNISSUED		Balance January 1, 1992		115,353.29
Welfare-Public Assistance	4,299.96	School	1,279,777	Transfer From Taxes		46,824.16
Hospital, Clinics, First Aid		Self-Liquidating	142,000	Redeemed in 1992		127,489.80
Animal, Insect, & Rodent Control	3,900.00	Other	10,434,942	Cancelled, Abated or Adjusted (1992)		
Other Welfare Services		Total	11,856,719	Transfers to Foreclosed Property		
RECREATION and CONSERVATION		ISSUED AND OUTSTANDING		Balance December 31, 1992		34,687.65
Beaches and Boardwalks		School	1,279,601.63	PROPERTY ACQUIRED BY DEED OR FORECLOSURE		
Parks, Playgrounds, Shade Trees	64,400.00	Self-Liquidating	142,000.00	Balance January 1, 1992		293,000.00
Land Reclamation & Conservation	11,961.48	Other	8,629,757.89	Transfers From Taxes or Liens		
Other Recreational Services	25,320.00	Total	10,051,359.52	Sale for Cash (1992)		
EDUCATION (excluding schools)		EQUALIZED VALUATION BASIS		Cancelled, Abated or Adjusted (1992)		
Libraries	288,819.00	FOR NET DEBT COMPUTATION	852,383,897	Balance December 31, 1992		293,000.00
Other Educational Services		REAL PROPERTY VALUATIONS		CURRENT FINANCES DECEMBER 31, 1992		
STATUTORY EXPENDITURES		Code Class # of Parcels % VAL'N		ASSETS		
Pensions & F. I. C. A.	72,620.00	1 Vacant Land 119 4.10	15,929,501.00	Cash Dec. 31, 1992		657,646.88
Employee Fringe Benefits	235,625.50	2 Residential 2755 64.34	252,224,355.00	Taxes Receivable		377,793.26
Other Statutory Expenditures	2.00	3 Farm		Tox Title Liens		34,687.65
CETA And Other Public Employment Programs		4a Commercial 182 18.79	73,093,950.00	Foreclosed Property		298,000.00
MUNICIPAL FUNCTIONS TOTAL	5,047,178.41	4b Industrial 29 7.77	30,206,200.00	Emergencies & Other Deferred Charges		225,400.00
CAPITAL IMPROVEMENTS *MEMO*	1,000.00	4c Apartments 6 4.51	17,538,500.00	State and Federal Aid Receivable		34,793.05
DEBT SERVICE		Total 3021	389,992,506.00	Other Receivables		9,293.43
Principal Payments	545,600.00	Land Area 2.95 Sq. Miles		Total		1,627,614.27
Interest Payments	379,279.38	Net Valuation Taxable-Municipal	389,663,880	LIABILITIES, RESERVES, AND SURPLUS		
DEFERRED CHARGES	265,600.00	Net Valuation Taxable-County	821,559,295	Cash Liabilities		561,968.46
SCHOOL COUNTY, SPECIAL DISTRICT TAXES	12,162,598.49	State Equalized Valuation	816,853,720	Reserves for Receivables		709,774.34
RESERVE FOR UNCOLLECTED TAXES	335,000.00	State Equalization Ratio	47.66	Surplus Dec. 31, 1992		355,871.47
EXPENDITURES TOTAL	18,735,255.28			Total		1,627,614.27

0513
 Population 1980 360
 Population 1990 453
 S & P Rating
 Moody Rating BAA

General Tax Rate Per \$100. 2.03
 State Equalized Tax Rate 1.82

WEST WILDWOOD BORO. - CAPE MAY CO.

Form of Government:
 Commission (1911)

Number of Members on Governing Body - 3

PER CAPITA:
 Gross Debt 2,035.21
 Net Debt 415.12
 Debt Service 91.95
 Total Tax Levy 2,292.19
 Municipal Expenditures 1,637.97

PER CENT:
 Gross Debt 1.66
 Net Debt .34
 Tax Levy Collected 88.51
 Tax Levy Cancelled, Abated or Adjusted

EXPENDITURES		REVENUES-REALIZED		1992 PROPERTY TAX		
GENERAL GOVERNMENT		1992 Property Taxes Collected 922,333.46		STATE EQUALIZED TAX RATE .61		
Governing Body & Public Boards		1992 Payments in Lieu of Taxes		Local District School Taxes	343,482.00	
Municipal Clerk		Delinquent Tax & Lien Collections	113,624.09	Regional & Consolidated School Tax		
Financial Administration	54,900.00	Business Personalty Replacement Taxes	2,567.20	School Taxes in Municipal Budget		
Assessment of Taxes	11,450.00	Taxes from Public Utilities	37,698.00	County Taxes	.41 *	
Collection of Taxes	9,800.00	Other Miscellaneous Tax Revenues		County Library Taxes	.03	
Planning, Hausing & Development	1,800.00	State Aid Revenues	34,350.68	Local Municipal Purpose Taxes	.77	
Human Resources	24,801.00	Federal Aid Revenues		Veteran & Senior Citizen Taxes		
Elections	2,035.00	State and Local Fiscal Assistance Act Utilized		Total Taxes for Rate Computation	1.82	
General Administration (other)	91,850.00	Sale of Acquired Property		Special District Taxes		
JUDICIARY		Other Miscellaneous Revenues	93,971.14	Bank Corp. Taxes		
Municipal Courts	11,700.00	Prior Years Surplus Appropriated	100,000.00	Added and Omitted Taxes	13,395.90	
PUBLIC SAFETY		REVENUES TOTAL	1,204,544.57	Total Taxes Levied - ABSTRACT	1,038,361.83	
Fire Protection	8,150.00	Reserve For Uncollected Taxes	137,267.67	Total Taxes Billed	1,042,046.51	
Police Protection	89,283.00	CAPITAL OUTLAY TOTAL	989,759.83	1992 TAXES COLLECTED	922,333.46	
Civil Defense & Disaster Control	800.00	Public Enterprises	965,079.08	1992 Taxes Cancelled, Abated or Adjusted		
Environmental Inspection & Control	18,815.04	Recreation-Culture	24,680.75	Transfer to Tax Title Liens or Foreclosed		
Other Public Safety		Public Works		Balance Outstanding Dec. 31, 1992	120,613.05	
PUBLIC WORKS		Buildings and Grounds		PRIOR YEARS TAXES OUTSTANDING		
Streets and Drainage	49,850.00	Library and Education		Balance January 1, 1992	93,371.28	
Sewers and Sewage Processing		Conservation		Collected in 1992	93,120.77	
Garbage and Trash Disposal	77,000.00	All Other		Cancelled, Abated or Adjusted 1992		
Public Buildings and Grounds	8,500.00	CAPITAL DEBT AUTHORIZED, DECEMBER 31, 1992		Transfers to Tax Title Liens or Foreclosed		
Other Public Works	19,050.00	ISSUED AND UNISSUED	GROSS DEBT	Balance December 31, 1992	250.51	
HEALTH and WELFARE		School		TAX TITLE LIENS OUTSTANDING		
Health Services Except Environmental	50.00	Self-Liquidating	733,900	Balance January 1, 1992	73,547.81	
Welfare-Public Assistance	1,050.00	Other	188,050	Transfer From Taxes		
Hospital, Clinics, First Aid		Total	921,950	Redeemed in 1992	20,503.32	
Animal, Insect, & Rodent Control	800.00	ISSUED AND OUTSTANDING		Cancelled, Abated or Adjusted (1992)		
Other Welfare Services		School		Transfers to Foreclosed Property		
RECREATION and CONSERVATION		Self-Liquidating	635,600.00	Balance December 31, 1992	53,044.49	
Beaches and Boardwalks		Other	188,050.00	PROPERTY ACQUIRED BY DEED OR FORECLOSURE		
Parks, Playgrounds, Shade Trees		Total	823,650.00	Balance January 1, 1992		
Land Reclamation & Conservation	525.19	EQUALIZED VALUATION BASIS FOR NET DEBT COMPUTATION		Transfers From Taxes or Liens		
Other Recreational Services		Code	Class	# of Parcels	% VAL'N	ASSESSED VALUATION
EDUCATION (excluding schools)		1	Vacant Land	220	7.23	3,663,600.00
Libraries		2	Residential	615	86.23	43,676,900.00
Other Educational Services		3	Farm			
STATUTORY EXPENDITURES		4a	Commercial	14	3.65	1,950,500.00
Pensions & F. L. C. A.	28,869.14	4b	Industrial			
Employee Fringe Benefits	52,000.00	4c	Apartments	6	2.88	1,457,900.00
Other Statutory Expenditures		Total		855		50,648,900.00
CETA And Other Public Employment Programs		Land Area	.40	Sq. Miles		
MUNICIPAL FUNCTIONS TOTAL	563,078.37	Net Valuation Taxable-Municipal				50,716,779
CAPITAL IMPROVEMENTS *MEMO*	3,000.00	Net Valuation Taxable-County				57,457,844
DEBT SERVICE		State Equalized Valuation				56,407,034
Principal Payments	35,000.00	State Equalization Ratio				89.90
Interest Payments	6,654.00	DEFERRED CHARGES		LIABILITIES, RESERVES, AND SURPLUS		
SCHOOL, COUNTY, SPECIAL DISTRICT TAXES	587,965.93	SCHOOL, COUNTY, SPECIAL DISTRICT TAXES		Cash Liabilities		
RESERVE FOR UNCOLLECTED TAXES	137,267.67	RESERVE FOR UNCOLLECTED TAXES		Reserves for Receivables		
EXPENDITURES TOTAL	1,329,965.97	EXPENDITURES TOTAL		Surplus Dec. 31, 1992		
				Total		
				199,498.88		
				315,929.45		
				31,786.66		
				547,214.99		

*Includes County Health Service Taxes, County Vocational School Taxes, or County Open Space Tax. See Table 13.

1113
 Population 1980 8,542
 Population 1990 16,021
 S & P Rating
 Moody Rating AA

General Tax Rate Per \$100. 4.67
 State Equalized Tax Rate 1.97

WEST WINDSOR TOWNSHIP - MERCER CO.
 Form of Government:
 Township Committee
 Number of Members on Governing Body - 5

PER CAPITA:
 Gross Debt 1,884.61
 Net Debt 1,182.71
 Debt Service 109.00
 Total Tax Levy 2,582.93
 Municipal Expenditures 975.62

PER CENT:
 Gross Debt 1.52
 Net Debt .95
 Tax Levy Collected 97.09
 Tax Levy Cancelled, Abated or Adjusted .05

EXPENDITURES		REVENUES-REALIZED		1992 PROPERTY TAX	
GENERAL GOVERNMENT				STATE EQUALIZED TAX RATE	
Governing Body & Public Boards		1992 Property Taxes Collected	40,060,781.93	Local District School Taxes	
Municipal Clerk	284,375.00	1992 Payments in Lieu of Taxes		Regional & Consolidated School Tax	1.14
Financial Administration	349,260.00	Delinquent Tax & Lien Collections	1,063,701.51	School Taxes in Municipal Budget	
Assessment of Taxes	156,222.00	Business Personalty Replacement Taxes	258,156.36	County Taxes	.52 *
Collection of Taxes	92,035.00	Taxes from Public Utilities	1,891,840.00	County Library Taxes	.05
Planning, Housing & Development	418,833.00	Other Miscellaneous Tax Revenues		Local Municipal Purpose Taxes	.26
Human Resources	182,118.70	State Aid Revenues	603,378.54	Veteran & Senior Citizen Taxes	
Elections	9,450.00	Federal Aid Revenues		Total Taxes for Rate Computation	1.97
General Administration (other)	1,001,933.60	State and Local Fiscal Assistance Act Utilized		Special District Taxes	
JUDICIARY		Sale of Acquired Property		Bank Corp. Taxes	
Municipal Courts	213,026.00	Other Miscellaneous Revenues	3,861,818.57	Added and Omitted Taxes	
PUBLIC SAFETY		Total	47,739,676.91	Total Taxes Levied - ABSTRACT	1,038,918.13
Fire Protection	714,956.00	Prior Years Surplus Appropriated	4,900,000.00	Total Taxes Billed	41,381,141.72
Police Protection	2,283,102.21	REVENUES TOTAL	52,639,676.91	1992 TAXES COLLECTED	40,060,781.93
Civil Defense & Disaster Control		Reserve For Uncollected Taxes	1,711,741.44	1992 Taxes Cancelled, Abated or Adjusted	21,202.39
Environmental Inspection & Control	405,273.00	CAPITAL OUTLAY TOTAL	3,953,665.37	Transfer to Tax Title Liens or Foreclosed	
Other Public Safety		Public Enterprises		Balance Outstanding Dec. 31, 1992	1,179,326.48
PUBLIC WORKS		Recreation-Culture	1,277,464.05	PRIOR YEARS TAXES OUTSTANDING	
Streets and Drainage	747,265.00	Public Works	1,427,366.87	Balance January 1, 1992	1,507,399.90
Sewers and Sewage Processing	1,247,556.00	Buildings and Grounds	1,243,198.45	Collected in 1992	1,063,701.51
Garbage and Trash Disposal	1,139,900.00	Library and Education	5,638.00	Cancelled, Abated or Adjusted 1992	213,272.83
Public Buildings and Grounds	290,607.00	Conservation		Transfers to Tax Title Liens or Foreclosed	
Other Public Works	59,000.00	All Other		Balance December 31, 1992	230,425.56
HEALTH and WELFARE		CAPITAL DEBT AUTHORIZED, DECEMBER 31, 1992		TAX TITLE LIENS OUTSTANDING	
Health Services Except Environmental	393,343.00	ISSUED AND UNISSUED		Balance January 1, 1992	14,422.23
Welfare-Public Assistance	26,997.00	School	10,952,874	Transfer From Taxes	
Hospital, Clinics, First Aid		Self-Liquidating		Redeemed in 1992	
Animal, Insect, & Rodent Control	38,523.00	Other	19,240,414	Cancelled, Abated or Adjusted (1992)	
Other Welfare Services		Total	30,193,289	Transfers to Foreclosed Property	
RECREATION and CONSERVATION		ISSUED AND OUTSTANDING		Balance December 31, 1992	14,422.23
Beaches and Boardwalks		School	10,952,874.28	PROPERTY ACQUIRED BY DEED OR FORECLOSURE	
Parks, Playgrounds, Shade Trees	4,465.00	Self-Liquidating		Balance January 1, 1992	6,180.00
Land Reclamation & Conservation	35,675.00	Other	16,417,234.99	Transfers From Taxes or Liens	
Other Recreational Services	94,335.00	Total	27,370,109.27	Sale for Cash (1992)	
EDUCATION (excluding schools)		EQUALIZED VALUATION BASIS		Cancelled, Abated or Adjusted (1992)	
Libraries		FOR NET DEBT COMPUTATION	1,987,591,781	Balance December 31, 1992	6,180.00
Other Educational Services		REAL PROPERTY VALUATIONS		CURRENT FINANCES DECEMBER 31, 1992	
STATUTORY EXPENDITURES		Code Class # of Parcels % VAL'N ASSESSED VALUATION		ASSETS	
Pensions & F. L. C. A.	812,353.60	1 Vacant Land 936 4.42 37,705,400.00		Cash Dec. 31, 1992	7,036,418.34
Employee Fringe Benefits	893,525.00	2 Residential 5071 63.55 542,143,300.00		Taxes Receivable	1,409,752.04
Other Statutory Expenditures		3 Farm 246 .81 6,942,100.00		Tax Title Liens	14,422.23
CETA And Other Public Employment Programs		4a Commercial 200 23.99 204,669,900.00		Foreclosed Property	6,180.00
MUNICIPAL FUNCTIONS	11,899,127.11	4b Industrial 19 6.16 52,573,500.00		Emergencies & Other Deferred Charges	362,400.00
CAPITAL IMPROVEMENTS	170,000.00	4c Apartments 4 1.06 9,002,100.00		State and Federal Aid Receivable	6,311.27
DEBT SERVICE		Total 6476 853,036,300.00		Other Receivables	186,946.50
Principal Payments	1,151,549.58	Land Area 26.84 Sq. Miles		Total	9,022,430.38
Interest Payments	594,812.00	Net Valuation Taxable-Municipal	864,348,605	LIABILITIES, RESERVES, AND SURPLUS	
DEFERRED CHARGES	273,221.40	Net Valuation Taxable-County	2,089,558,836	Cash Liabilities	3,410,515.44
SCHOOL, COUNTY, SPECIAL DISTRICT TAXES	35,066,435.83	State Equalized Valuation	2,037,526,794	Reserves for Receivables	1,617,300.77
RESERVE FOR UNCOLLECTED TAXES	1,711,741.44	State Equalization Ratio	42.10	Surplus Dec. 31, 1992	3,994,614.17
EXPENDITURES TOTAL	50,696,887.36			Total	9,022,430.38

*Includes County Health Service Taxes, County Vocational School Taxes, or County Open Space Tax. See Table 13.

0337
 Population 1980 3,383
 Population 1990 6,004
 S & P Rating
 Moody Rating A

General Tax Rate Per \$100. 2.31
 State Equalized Tax Rate 2.33

WESTAMPTON TWP. - BURLINGTON CO.
 Form of Government:
 Township Committee
 Number of Members on Governing Body - 5

PER CAPITA:
 Gross Debt 879.81
 Net Debt 382.88
 Debt Service 57.42
 Total Tax Levy 1,167.96
 Municipal Expenditures 608.96

PER CENT:
 Gross Debt 1.83
 Net Debt .80
 Tax Levy Collected 94.37
 Tax Levy Cancelled, Abated or Adjusted .17

EXPENDITURES		REVENUES-REALIZED		1992 PROPERTY TAX	
GENERAL GOVERNMENT		1992 Property Taxes Collected		STATE EQUALIZED TAX RATE	
Governing Body & Public Boards		1992 Payments in Lieu of Taxes	6,619,106.00	Local District School Taxes	.96
Municipal Clerk		Delinquent Tax & Lien Collections	352,662.00	Regional & Consolidated School Tax	.33
Financial Administration	54,391.32	Business Personalty Replacement Taxes	45,081.00	School Taxes in Municipal Budget	
Assessment of Taxes	32,647.39	Taxes from Public Utilities	495,883.00	County Taxes	.54
Collection of Taxes	32,905.00	Other Miscellaneous Tax Revenues		County Library Taxes	.03
Planning, Housing & Development	19,650.00	State Aid Revenues	317,290.00	Local Municipal Purpose Taxes	.47
Human Resources	83,511.00	Federal Aid Revenues		Veteran & Senior Citizen Taxes	
Elections	2,000.00	State and Local Fiscal Assistance Act Utilized		Total Taxes for Rate Computation	2.33
General Administration (other)	377,757.78	Sale of Acquired Property		Special District Taxes	
JUDICIARY		Other Miscellaneous Revenues	840,507.00	Bank Corp. Taxes	
Municipal Courts	122,943.00	Prior Years Surplus Appropriated	500,000.00	Added and Omitted Taxes	36,283.00
PUBLIC SAFETY		REVENUES TOTAL	9,170,309.00	Total Taxes Levied - ABSTRACT	7,012,416.05
Fire Protection	150,566.00	Reserve For Uncollected Taxes	412,814.00	Total Taxes Billed	7,014,032.00
Police Protection	914,280.00	CAPITAL OUTLAY TOTAL	109,797.00	1992 TAXES COLLECTED	6,619,106.00
Civil Defense & Disaster Control	3,000.00	Public Enterprises		1992 Taxes Cancelled, Abated or Adjusted	12,179.00
Environmental Inspection & Control	73,350.00	Recreation-Culture		Transfer to Tax Title Liens or Foreclosed	1,111.00
Other Public Safety		Public Works	18,077.00	Balance Outstanding Dec. 31, 1992	381,636.00
PUBLIC WORKS		Buildings and Grounds	91,720.00	PRIOR YEARS TAXES OUTSTANDING	
Streets and Drainage	58,250.00	Library and Education		Balance January 1, 1992	601,949.00
Sewers and Sewage Processing	8,000.00	Conservation		Collected in 1992	311,655.00
Garbage and Trash Disposal	261,235.00	All Other		Cancelled, Abated or Adjusted 1992	7,061.00
Public Buildings and Grounds	7,530.00	CAPITAL DEBT AUTHORIZED, DECEMBER 31, 1992		Transfers to Tax Title Liens or Foreclosed	
Other Public Works	288,588.00	ISSUED AND UNISSUED		Balance December 31, 1992	283,233.00
HEALTH and WELFARE		School	2,981,499	TAX TITLE LIENS OUTSTANDING	
Health Services Except Environmental		Self-Liquidating		Balance January 1, 1992	51,135.00
Welfare-Public Assistance	4,000.00	Other	2,300,899	Transfer From Taxes	1,111.00
Hospital, Clinics, First Aid		Total	5,282,398	Redeemed in 1992	40,788.00
Animal, Insect, & Rodent Control	2,100.00	ISSUED AND OUTSTANDING		Cancelled, Abated or Adjusted (1992)	
Other Welfare Services		School	2,981,499.39	Transfers to Foreclosed Property	
RECREATION and CONSERVATION		Self-Liquidating		Balance December 31, 1992	11,458.00
Beaches and Boardwalks		Other	2,265,299.00	PROPERTY ACQUIRED BY DEED OR FORECLOSURE	
Parks, Playgrounds, Shade Trees		Total	5,246,798.39	Balance January 1, 1992	99,950.00
Land Reclamation & Conservation	4,004.00	EQUALIZED VALUATION BASIS		Transfers From Taxes or Liens	
Other Recreational Services	1,500.00	FOR NET DEBT COMPUTATION	288,347,979	Sale for Cash (1992)	
EDUCATION (excluding schools)		REAL PROPERTY VALUATIONS		Cancelled, Abated or Adjusted (1992)	
Libraries		Code Class # of Parcels % VALN ASSESSED VALUATION		Balance December 31, 1992	99,950.00
Other Educational Services		1 Vacant Land 145 2.66 7,918,950.00		CURRENT FINANCES DECEMBER 31, 1992	
STATUTORY EXPENDITURES		2 Residential 2079 78.40 233,707,000.00		ASSETS	
Pensions & F. I. C. A.	153,395.00	3 Farm 107 2.43 7,250,050.00		Cash Dec. 31, 1992	1,609,515.00
Employee Fringe Benefits	239,400.00	4a Commercial 73 9.77 29,125,500.00		Taxes Receivable	664,869.00
Other Statutory Expenditures	4,600.00	4b Industrial 10 6.74 20,099,100.00		Tax Title Liens	11,458.00
CETA And Other Public Employment Programs		4c Apartments		Foreclosed Property	99,950.00
MUNICIPAL FUNCTIONS TOTAL	2,898,603.49	Total	2414	Emergencies & Other Deferred Charges	
CAPITAL IMPROVEMENTS *MEMO*	2,000.00	Land Area 11.04 Sq. Miles		State and Federal Aid Receivable	4,092.00
DEBT SERVICE		Net Valuation Taxable-Municipal	300,894,654	Other Receivables	80,792.00
Principal Payments	178,950.00	Net Valuation Taxable-County	295,764,516	Total	2,470,676.00
Interest Payments	165,801.00	State Equalized Valuation	298,822,455	LIABILITIES, RESERVES, AND SURPLUS	
DEFERRED CHARGES		State Equalization Ratio	100.73	Cash Liabilities	448,970.00
SCHOOL, COUNTY, SPECIAL DISTRICT TAXES	5,563,406.05			Reserves for Receivables	857,069.00
RESERVE FOR UNCOLLECTED TAXES	412,814.00			Surplus Dec. 31, 1992	1,164,637.00
EXPENDITURES TOTAL	9,219,574.54			Total	2,470,676.00

2020
 Population 1980 30,447
 Population 1990 28,870
 S & P Rating
 Moody Rating AA

General Tax Rate Per \$100. 3.13
 State Equalized Tax Rate 2.06

WESTFIELD TOWN - UNION COUNTY
 Form of Government:
 Special Charter (P.L. 1967 c. 195)
 Number of Members on Governing Body - 9

PER CAPITA:
 Gross Debt 430.43
 Net Debt 266.68
 Debt Service 30.56
 Total Tax Levy 1,947.72
 Municipal Expenditures 773.15

PER CENT:
 Gross Debt .45
 Net Debt .28
 Tax Levy Collected 97.94
 Tax Levy Cancelled, Abated or Adjusted .11

EXPENDITURES	REVENUES-REALIZED	1992 PROPERTY TAX	
GENERAL GOVERNMENT		STATE EQUALIZED TAX RATE	
Governing Body & Public Boards		Local District School Taxes 1.37	37,278,839.00
Municipal Clerk		Regional & Consolidated School Tax	
Financial Administration 88,000.00	1992 Property Taxes Collected 55,247,355.82	School Taxes in Municipal Budget	
Assessment of Taxes 89,400.00	1992 Payments in Lieu of Taxes 130,222.00	County Taxes .42	11,473,909.25
Collection of Taxes 96,700.00	Delinquent Tax & Lien Collections 943,848.00	County Library Taxes	
Planning, Housing & Development 37,500.00	Business Personality Replacement Taxes 338,765.60	Local Municipal Purpose Taxes .27	7,375,696.92
Human Resources 163,792.00	Taxes from Public Utilities 1,919,124.00	Veteran & Senior Citizen Taxes	171,700.00
Elections	Other Miscellaneous Tax Revenues	Total Taxes for Rate Computation 2.06	56,300,145.17
General Administration (other) 1,924,100.00	State Aid Revenues	Special District Taxes	
	Federal Aid Revenues	Bank Corp. Taxes	
JUDICIARY	State and Local Fiscal Assistance Act Utilized	Added and Omitted Taxes	102,187.58
Municipal Courts 219,800.00	Sale of Acquired Property	Total Taxes Levied - ABSTRACT	56,230,632.75
PUBLIC SAFETY	Other Miscellaneous Revenues 3,755,677.46	Total Taxes Billed	56,408,710.07
Fire Protection 2,397,490.92	Total	1992 TAXES COLLECTED	55,247,355.82
Police Protection 3,459,561.65	Prior Years Surplus Appropriated 6,950,000.00	1992 Taxes Cancelled, Abated or Adjusted	63,845.74
Civil Defense & Disaster Control 300.00	REVENUES TOTAL	Transfer to Tax Title Liens or Foreclosed	2,751.27
Environmental Inspection & Control 176,900.00	REVENUES	Balance Outstanding Dec. 31, 1992	1,094,757.24
Other Public Safety	RESERVE FOR UNCOLLECTED TAXES 1,700,000.00		
PUBLIC WORKS	CAPITAL OUTLAY TOTAL 2,567,935.43	PRIOR YEARS TAXES OUTSTANDING	
Streets and Drainage 1,143,800.00	Public Enterprises 12,584.06	Balance January 1, 1992	942,747.93
Sewers and Sewage Processing 2,174,900.00	Recreation-Culture 82,842.94	Collected in 1992	929,816.26
Garbage and Trash Disposal	Public Works 222,653.19	Cancelled, Abated or Adjusted 1992	6,058.73
Public Buildings and Grounds 330,100.00	Buildings and Grounds 2,249,855.24	Transfers to Tax Title Liens or Foreclosed	895.68
Other Public Works 70,000.00	Library and Education	Balance December 31, 1992	5,977.26
HEALTH and WELFARE	Conservation	TAX TITLE LIENS OUTSTANDING	
Health Services Except Environmental 234,572.00	All Other	Balance January 1, 1992	19,802.62
Welfare-Public Assistance 46,400.00		Transfer From Taxes	3,789.07
Hospital, Clinics, First Aid	CAPITAL DEBT AUTHORIZED, DECEMBER 31, 1992	Redeemed in 1992	14,032.64
Animal, Insect, & Rodent Control 12,500.00	ISSUED AND UNISSUED	Cancelled, Abated or Adjusted (1992)	
Other Welfare Services	SCHOOL 4,544,000	Transfers to Foreclosed Property	
RECREATION and CONSERVATION	Self-Liquidating 443,000	Balance December 31, 1992	9,559.05
Beaches and Boardwalks	Other 7,439,593	PROPERTY ACQUIRED BY DEED OR	
Parks, Playgrounds, Shade Trees 681,200.00	Total 12,426,593	FORECLOSURE	
Land Reclamation & Conservation	ISSUED AND OUTSTANDING	Balance January 1, 1992	299,020.00
Other Recreational Services 232,500.00	School 4,544,000.00	Transfers From Taxes or Liens	
EDUCATION (excluding schools)	Self-Liquidating	Sale for Cash (1992)	
Libraries 948,031.00	Other 4,771,000.00	Cancelled, Abated or Adjusted (1992)	
Other Educational Services	Total 9,315,000.00	Balance December 31, 1992	299,020.00
STATUTORY EXPENDITURES	EQUALIZED VALUATION BASIS	CURRENT FINANCES DECEMBER 31, 1992	
Pensions & F. I. C. A. 1,117,900.00	FOR NET DEBT COMPUTATION 2,760,898,954	ASSETS	
Employee Fringe Benefits 1,491,900.00	REAL PROPERTY VALUATIONS	Cash Dec. 31, 1992	16,838,912.63
Other Statutory Expenditures	Code Class # of Parcels % VAL'N ASSESSED VALUATION	Taxes Receivable	1,100,734.50
CETA And Other Public Employment Programs	1 Vacant Land 205 .40 7,212,400.00	Tax Title Liens	9,559.05
MUNICIPAL FUNCTIONS TOTAL 17,137,347.57	2 Residential 9008 87.74 1,570,176,900.00	Foreclosed Property	299,020.00
CAPITAL IMPROVEMENTS *MEMO* 100,000.00	3 Farm 2 8,100.00	Emergencies & Other Deferred Charges	26,400.00
DEBT SERVICE	4a Commercial 418 10.31 184,480,000.00	State and Federal Aid Receivable	125,089.89
Principal Payments 575,000.00	4b Industrial 5 .29 5,239,100.00	Other Receivables	183,110.05
Interest Payments 307,268.00	4c Apartments 11 1.26 22,491,700.00	Total	18,582,826.12
	Total 9649 1,789,603,200.00	LIABILITIES, RESERVES, AND SURPLUS	
DEFERRED CHARGES 2,601,200.00	Land Area 6.50 Sq. Miles	Cash Liabilities	9,344,369.55
SCHOOL, COUNTY, SPECIAL DISTRICT TAXES 48,752,748.25	Net Valuation Taxable-Municipal 1,798,930,431	Reserves for Receivables	1,592,423.60
RESERVE FOR UNCOLLECTED TAXES 1,700,000.00	Net Valuation Taxable-County 2,694,380,347	Surplus Dec. 31, 1992	7,646,032.97
EXPENDITURES TOTAL 71,073,563.82	State Equalized Valuation 2,722,082,890	Total	18,582,826.12
	State Equalization Ratio 65.97		

0321

Population 1980 4,786
 Population 1990 4,573
 S & P Rating
 Moody Rating BAA

General Tax Rate Per \$100. 3.57
 State Equalized Tax Rate 2.32

WESTVILLE BOROUGH - GLOUCESTER CO.

Form of Government:

Borough Council

Number of Members on Governing Body - 6

PER CAPITA:

Gross Debt 600.59
 Net Debt 412.02
 Debt Service 33.16
 Total Tax Levy 870.75
 Municipal Expenditures 568.17

PER CENT:

Gross Debt 1.82
 Net Debt 1.25
 Tax Levy Collected 95.98
 Tax Levy Cancelled, Abated or Adjusted .30

EXPENDITURES		REVENUES-REALIZED		1992 PROPERTY TAX	
GENERAL GOVERNMENT		1992 Property Taxes Collected 3,826,028.64		STATE EQUALIZED TAX RATE .50	
Governing Body & Public Boards	51,305.00	1992 Payments in Lieu of Taxes		Local District School Taxes	814,200.00
Municipal Clerk	55,507.00	Delinquent Tax & Lien Collections	108,971.69	Regional & Consolidated School Tax	879,389.35
Financial Administration	10,483.00	Business Personalty Replacement Taxes	48,562.72	School Taxes in Municipal Budget	
Assessment of Taxes	28,331.00	Taxes from Public Utilities	229,087.75	County Taxes	959,534.17
Collection of Taxes	7,662.27	Other Miscellaneous Tax Revenues		County Library Taxes	
Planning, Housing & Development	53,265.30	State Aid Revenues	299,750.09	Local Municipal Purpose Taxes	1,088,915.22
Human Resources	2,000.00	Federal Aid Revenues		Veteran & Senior Citizen Taxes	70,850.00
Elections	519,715.47	State and Local Fiscal Assistance Act Utilized		Total Taxes far Rate Computation	3,812,888.74
General Administration (other)	42,917.53	Sale of Acquired Property		Special District Taxes	228,401.26
JUDICIARY		Other Miscellaneous Revenues	687,539.76	Bank Corp. Taxes	
Municipal Courts	2,090.00	Total	5,199,940.65	Added and Omitted Taxes	11,539.94
PUBLIC SAFETY		Prior Years Surplus Appropriated	200,000.00	Total Taxes Levied - ABSTRACT	3,981,979.94
Fire Protection	474,123.08	REVENUES TOTAL	5,399,940.65	Total Taxes Billed	3,986,367.34
Police Protection	1,803.36	Reserve For Uncollected Taxes	161,006.32	1992 TAXES COLLECTED	3,826,028.64
Civil Defense & Disaster Control	20,225.00	CAPITAL OUTLAY TOTAL	77,483.95	1992 Taxes Cancelled, Abated or Adjusted	12,112.84
Environmental Inspection & Control		Public Enterprises	61,473.90	Transfer to Tax Title Liens or Foreclosed	5,925.10
Other Public Safety		Recreation-Culture		Balance Outstanding Dec. 31, 1992	142,300.75
PUBLIC WORKS		Public Works	16,005.06	PRIOR YEARS TAXES OUTSTANDING	
Streets and Drainage	130,160.73	Buildings and Grounds		Balance January 1, 1992	129,360.32
Sewers and Sewage Processing	248,248.29	Library and Education		Collected in 1992	108,971.69
Garbage and Trash Disposal	344,377.33	Conservation		Cancelled, Abated or Adjusted 1992	104.92
Public Buildings and Grounds	16,723.36	All Other		Transfers to Tax Title Liens or Foreclosed	
Other Public Works	18,135.00	CAPITAL DEBT AUTHORIZED, DECEMBER 31, 1992		Balance December 31, 1992	20,283.71
HEALTH and WELFARE		ISSUED AND UNISSUED		TAX TITLE LIENS OUTSTANDING	
Health Services Except Environmental	920.00	School	605,295	Balance January 1, 1992	15,563.25
Welfare-Public Assistance	3,067.00	Self-Liquidating	933,420	Transfer From Taxes	5,925.10
Hospital, Clinics, First Aid		Other	1,207,786	Redeemed in 1992	
Animal, Insect, & Rodent Control	100.00	Total	2,746,501	Cancelled, Abated or Adjusted (1992)	
Other Welfare Services		ISSUED AND OUTSTANDING		Transfers to Foreclosed Property	
RECREATION and CONSERVATION		School	455,790.03	Balance December 31, 1992	21,488.35
Beaches and Boardwalks		Self-Liquidating	1,213,439.57	PROPERTY ACQUIRED BY DEED OR FORECLOSURE	
Parks, Playgrounds, Shode Trees	68,033.29	Other	1,148,210.00	Balance January 1, 1992	28,300.00
Land Reclamation & Conservation	500.00	Total	2,817,439.60	Transfers From Taxes or Liens	
Other Recreational Services	10,448.00	EQUALIZED VALUATION BASIS		Sale for Cash (1992)	
EDUCATION (excluding schools)		FOR NET DEBT COMPUTATION	151,175.612	Cancelled, Abated or Adjusted (1992)	
Libraries	50,924.10	REAL PROPERTY VALUATIONS		Balance December 31, 1992	28,300.00
Other Educational Services		Code Class # of Parcels % VAL'N ASSESSED VALUATION		CURRENT FINANCES DECEMBER 31, 1992	
STATUTORY EXPENDITURES		1 Vacant Land 92 1.03 1,073,600.00		ASSETS	
Pensions & F. L. C. A.	117,722.00	2 Residential 1376 69.63 72,700,600.00		Cash Dec. 31, 1992	562,434.43
Employee Fringe Benefits		3 Farm		Taxes Receivable	162,584.67
Other Statutory Expenditures	5,000.00	4a Commercial 118 15.75 15,446,300.00		Tax Title Liens	21,488.35
CETA And Other Public Employment Programs		4b Industrial 17 8.33 3,693,100.00		Foreclosed Property	28,300.00
MUNICIPAL FUNCTIONS TOTAL	2,283,797.11	4c Apartments 11 5.27 5,498,800.00		Emergencies & Other Deferred Charges	14,510.09
CAPITAL IMPROVEMENTS *MEMO*	5,000.00	total 1614 104,412,400.00		State and Federal Aid Receivable	
DEBT SERVICE		Land Area 1.21 Sq. Miles		Other Receivables	103,099.13
Principal Payments	57,643.00	Net Valuation Taxable-Municipal	104,892,350	Total	892,416.47
Interest Payments	94,011.79	Net Valuation Taxable-County	154,580,720	LIABILITIES, RESERVES, AND SURPLUS	
DEFERRED CHARGES	1,808.00	State Equalized Valuation	161,114,412	Cash Liabilities	346,418.72
SCHOOL, COUNTY, SPECIAL DISTRICT TAXES	2,881,524.78	State Equalization Ratio	65.00	Reserves for Receivables	315,471.95
RESERVE FOR UNCOLLECTED TAXES	161,006.32			Surplus Dec. 31, 1992	230,525.90
EXPENDITURES TOTAL	5,479,781.00			Total	892,416.47

0267

Population 1980 10,714
 Population 1990 10,446
 S & P Rating
 Moody Rating A1

General Tax Rate Per \$100. 2.52
 State Equalized Tax Rate 1.91

WESTWOOD BOROUGH - BERGEN COUNTY
 Form of Government:
 Borough Council
 Number of Members on Governing Body - 6

PER CAPITA:
 Gross Debt 829.09
 Net Debt 803.58
 Debt Service 32.19
 Total Tax Levy 1,540.92
 Municipal Expenditures 777.05

PER CENT:
 Gross Debt 1.00
 Net Debt .96
 Tax Levy Collected 97.49
 Tax Levy Cancelled, Abated or Adjusted .09

EXPENDITURES		REVENUES-REALIZED		1992 PROPERTY TAX	
GENERAL GOVERNMENT				STATE EQUALIZED TAX RATE	
Governing Body & Public Boards	7,500.00	1992 Property Taxes Collected		Local District School Taxes	
Municipal Clerk		15,735,916.00		Regional & Consolidated School Tax	1.01
Financial Administration	41,800.00	1992 Payments in Lieu of Taxes		School Taxes in Municipal Budget	
Assessment of Taxes	214,187.00	Delinquent Tax & Lien Collections		County Taxes	.27
Collection of Taxes	129,612.00	Business Personality Replacement Taxes		County Library Taxes	
Planning, Housing & Development	27,900.00	Taxes from Public Utilities		Local Municipal Purpose Taxes	.61
Human Resources	73,812.00	Other Miscellaneous Tax Revenues		Veteran & Senior Citizen Taxes	
Elections	3,153.00	State Aid Revenues		Total Taxes for Rate Computation	1.89
General Administration (other)	611,030.00	Federal Aid Revenues		Special District Taxes	
JUDICIARY		State and Local Fiscal Assistance Act Utilized		Bank Corp. Taxes	
Municipal Courts	96,700.00	State and Local Fiscal Assistance Act Utilized		Added and Omitted Taxes	26,314.00
PUBLIC SAFETY		Sale of Acquired Property		Total Taxes Levied - ABSTRACT	16,096,399.86
Fire Protection	287,206.00	Other Miscellaneous Revenues		Total Taxes Billed	16,142,786.00
Police Protection	1,540,444.00	Total		1992 TAXES COLLECTED	15,735,916.00
Civil Defense & Disaster Control	1,800.00	Prior Years Surplus Appropriated		1992 Taxes Cancelled, Abated or Adjusted	15,279.00
Environmental Inspection & Control	76,369.00	REVENUES TOTAL		Transfer to Tax Title Liens or Foreclosed	26,596.00
Other Public Safety		Reserve For Uncollected Taxes		Balance Outstanding Dec. 31, 1992	366,995.00
PUBLIC WORKS		CAPITAL OUTLAY TOTAL		PRIOR YEARS TAXES OUTSTANDING	
Streets and Drainage	636,575.00	Public Enterprises		Balance January 1, 1992	421,533.00
Sewers and Sewage Processing	892,675.00	Recreation-Culture		Collected in 1992	419,926.00
Gorbage and Trash Disposal	1,073,000.00	Public Works		Cancelled, Abated or Adjusted 1992	
Public Buildings and Grounds	53,891.00	Buildings and Grounds		Transfers to Tax Title Liens or Foreclosed	
Other Public Works	44,400.00	Library and Education		Balance December 31, 1992	1,607.00
HEALTH and WELFARE		Conservation		TAX TITLE LIENS OUTSTANDING	
Health Services Except Environmental	110,834.00	All Other		Balance January 1, 1992	175,987.00
Welfare-Public Assistance	25,730.00	CAPITAL DEBT AUTHORIZED, DECEMBER 31, 1992		Transfer From Taxes	26,596.00
Hospital, Clinics, First Aid		ISSUED AND UNISSUED		Redeemed in 1992	3,283.00
Animal, Insect, & Rodent Control	12,000.00	GROSS DEBT		Cancelled, Abated or Adjusted (1992)	
Other Welfare Services		NET DEBT		Transfers to Foreclosed Property	
RECREATION and CONSERVATION		Total		Balance December 31, 1992	199,300.00
Beaches and Boardwalks		ISSUED AND OUTSTANDING		PROPERTY ACQUIRED BY DEED OR	
Parks, Playgrounds, Shade Trees	6,000.00	School		FORECLOSURE	
Land Reclamation & Conservation	57,073.00	Self-Liquidating		Balance January 1, 1992	349,900.00
Other Recreational Services	151,940.00	Other		Transfers From Taxes or Liens	
EDUCATION (excluding schools)		Total		Sale for Cash (1992)	
Libraries	304,700.00	EQUALIZED VALUATION BASIS		Cancelled, Abated or Adjusted (1992)	
Other Educational Services	100.00	FOR NET DEBT COMPUTATION		Balance December 31, 1992	349,900.00
STATUTORY EXPENDITURES		REAL PROPERTY VALUATIONS		CURRENT FINANCES DECEMBER 31, 1992	
Pensions & F. L. C. A.	352,768.00	Code Class # of Parcels % VAL'N		ASSETS	
Employee Fringe Benefits	405,383.00	1 Vacant Land 176 .94		Cash Dec. 31, 1992	1,871,658.00
Other Statutory Expenditures	1.00	2 Residential 3002 72.98		Taxes Receivable	366,602.00
CETA And Other Public Employment Programs		3 Farm		Tax Title Liens	199,300.00
MUNICIPAL FUNCTIONS TOTAL	7,237,636.00	4a Commercial 217 17.35		Foreclosed Property	349,900.00
CAPITAL IMPROVEMENTS *MEMO*	224,195.00	4b Industrial 34 3.59		Emergencies & Other Deferred Charges	807.00
DEBT SERVICE		4c Apartments 25 5.14		State and Federal Aid Receivable	2,757.00
Principal Payments	165,000.00	Total 3454		Other Receivables	1,553.00
Interest Payments	171,218.00	Land Area 2.40 Sq. Miles		Total	2,792,577.00
DEFERRED CHARGES	43,224.00	Net Valuation Taxable-Municipal		LIABILITIES, RESERVES, AND SURPLUS	
SCHOOL, COUNTY, SPECIAL DISTRICT TAXES	10,885,633.84	Net Valuation Taxable-County		Cash Liabilities	1,135,431.00
RESERVE FOR UNCOLLECTED TAXES	500,000.00	State Equalized Valuation		Reserves for Receivables	917,355.00
EXPENDITURES TOTAL	19,003,711.84	State Equalization Ratio		Surplus Dec. 31, 1992	739,791.00
				Total	2,792,577.00

0123
 Population 1980 1,260
 Population 1990 1,957
 S & P Rating
 Moody Rating

General Tax Rate Per \$100. 2.36
 State Equalized Tax Rate 1.78

WEYMOUTH TOWNSHIP - ATLANTIC CO.
 Form of Government:
 Township Committee
 Number of Members on Governing Body - 3

PER CAPITA: PER CENT:
 Gross Debt 458.96 Gross Debt 1.37
 Net Debt 160.55 Net Debt .49
 Debt Service 11.53 Tax Levy Collected 90.01
 Total Tax Levy 641.65 Tax Levy Cancelled, Abated
 Municipal Expenditures 484.67 or Adjusted

EXPENDITURES		REVENUES-REALIZED		1992 PROPERTY TAX	
GENERAL GOVERNMENT		REVENUES-REALIZED		STATE EQUALIZED TAX RATE	
Governing Body & Public Boards		1992 Property Taxes Collected	1,130,293.62	Local District School Taxes	1.10 777,999.00
Municipal Clerk		1992 Payments in Lieu of Taxes		Regional & Consolidated School Tax	
Financial Administration	22,100.00	Delinquent Tax & Lien Collections	79,119.25	School Taxes in Municipal Budget	
Assessment of Taxes	13,750.00	Business Personalty Replacement Taxes	8,530.92	County Taxes	.44 * 310,045.24
Collection of Taxes	23,000.00	Taxes from Public Utilities	241,306.30	County Library Taxes	.03 22,129.02
Planning, Housing & Development	258,325.00	Other Miscellaneous Tax Revenues		Local Municipal Purpose Taxes	.20 139,357.31
Human Resources	4,493.00	State Aid Revenues	312,779.00	Veteran & Senior Citizen Taxes	
Elections		Federal Aid Revenues		Total Taxes for Rate Computation	1.77 1,267,130.57
General Administration (other)	142,410.00	State and Local Fiscal Assistance Act Utilized		Special District Taxes	
JUDICIARY		State and Local Fiscal Assistance Act Utilized		Bank Corp. Taxes	
Municipal Courts	17,500.00	Sale of Acquired Property		Added and Omitted Taxes	6,169.09
PUBLIC SAFETY		Other Miscellaneous Revenues	85,877.45	Total Taxes Levied - ABSTRACT	1,255,699.66
Fire Protection	35,096.00	Total	1,857,906.54	Total Taxes Billed	1,255,730.84
Police Protection	6,000.00	Prior Years Surplus Appropriated	142,700.00	1992 TAXES COLLECTED	
Civil Defense & Disaster Control	8,500.00	REVENUES TOTAL	2,000,606.54	1992 Taxes Cancelled, Abated or Adjusted	
Environmental Inspection & Control	2,600.00	Reserve For Uncollected Taxes	123,835.73	Transfer to Tax Title Liens or Foreclosed	22,390.48
Other Public Safety		CAPITAL OUTLAY TOTAL	209,472.11	Balance Outstanding Dec. 31, 1992	103,046.74
PUBLIC WORKS				PRIOR YEARS TAXES OUTSTANDING	
Streets and Drainage	63,000.00	Public Enterprises		Balance January 1, 1992	95,526.16
Sewers and Sewage Processing		Recreation-Culture		Collected in 1992	64,337.51
Garbage and Trash Disposal	126,000.00	Public Works	186,260.11	Cancelled, Abated or Adjusted 1992	
Public Buildings and Grounds	40,000.00	Buildings and Grounds	23,212.00	Transfers to Tax Title Liens or Foreclosed	4,466.88
Other Public Works		Library and Education		Balance December 31, 1992	26,721.77
HEALTH and WELFARE		Conservation		TAX TITLE LIENS OUTSTANDING	
Health Services Except Environmental		All Other		Balance January 1, 1992	75,489.90
Welfare-Public Assistance	1,350.00	CAPITAL DEBT AUTHORIZED, DECEMBER 31, 1992		Transfer From Taxes	27,330.39
Hospital, Clinics, First Aid		ISSUED AND UNISSUED		Redeemed in 1992	14,781.74
Animal, Insect, & Rodent Control	4,500.00	School	584,000	Cancelled, Abated or Adjusted (1992)	
Other Welfare Services		Self-Liquidating		Transfers to Foreclosed Property	
RECREATION and CONSERVATION		Other	314,190	Balance December 31, 1992	88,038.55
Beaches and Boardwalks		Total	898,190	PROPERTY ACQUIRED BY DEED OR FORECLOSURE	
Parks, Playgrounds, Shade Trees		ISSUED AND OUTSTANDING		Balance January 1, 1992	130,235.00
Land Reclamation & Conservation		School		Transfers From Taxes or Liens	
Other Recreational Services	3,016.00	Self-Liquidating		Sale for Cash (1992)	
EDUCATION (excluding schools)		Other		Cancelled, Abated or Adjusted (1992)	
Libraries		Total	872,500.00	Balance December 31, 1992	130,235.00
Other Educational Services		EQUALIZED VALUATION BASIS		CURRENT FINANCES DECEMBER 31, 1992	
STATUTORY EXPENDITURES		FOR NET DEBT COMPUTATION		ASSETS	
Pensions & F. I. C. A.	16,050.00	REAL PROPERTY VALUATIONS		Cash Dec. 31, 1992	464,791.29
Employee Fringe Benefits	4,200.00	Code Class # of Parcels % VAL'N		Taxes Receivable	129,768.51
Other Statutory Expenditures		1 Vacant Land 432 15.71		Tax Title Liens	88,038.55
CETA And Other Public Employment Programs		2 Residential 558 71.99		Foreclosed Property	130,235.00
MUNICIPAL FUNCTIONS TOTAL	791,890.00	3 Farm 17 .41		Emergencies & Other Deferred Charges	4,000.00
CAPITAL IMPROVEMENTS *MEMO*	15,000.00	4a Commercial 30 8.97		State and Federal Aid Receivable	91,107.00
DEBT SERVICE		4b Industrial		Other Receivables	4,160.57
Principal Payments	15,000.00	4c Apartments 2 2.92		Total	912,100.92
Interest Payments	7,568.62	Total	1037	LIABILITIES, RESERVES, AND SURPLUS	
DEFERRED CHARGES	10,200.00	Land Area	12.00 Sq. Miles	Cash Liabilities	300,069.74
SCHOOL, COUNTY, SPECIAL DISTRICT TAXES	1,110,173.26	Net Valuation Taxable-Municipal	52,992,438	Reserves for Receivables	352,202.63
RESERVE FOR UNCOLLECTED TAXES	123,835.73	Net Valuation Taxable-County	66,629,249	Surplus Dec. 31, 1992	259,828.55
EXPENDITURES TOTAL	2,058,667.41	State Equalized Valuation	70,211,391	Total	912,100.92
		State Equalization Ratio	75.23		

*Includes County Health Service Taxes, County Vocational School Taxes, or County Open Space Tax. See Table 13.

1439
 Population 1980 5,485
 Population 1990 5,405
 S & P Rating
 Moody Rating A

General Tax Rate Per \$100. 5.17
 State Equalized Tax Rate 2.39

WHARTON BOROUGH - MORRIS COUNTY
 Form of Government:
 Borough Council
 Number of Members on Governing Body - 6

PER CAPITA:
 Gross Debt 797.66
 Net Debt 488.31
 Debt Service 63.06
 Total Tax Levy 1,277.18
 Municipal Expenditures 525.34

PER CENT:
 Gross Debt 1.41
 Net Debt .86
 Tax Levy Collected
 Tax Levy Cancelled, Abated or Adjusted

EXPENDITURES	REVENUES-REALIZED	1992 PROPERTY TAX	
GENERAL GOVERNMENT		STATE EQUALIZED TAX RATE ———→	
Governing Body & Public Boards		Local District School Taxes 1.01	2,929,615.50
Municipal Clerk		Regional & Consolidated School Tax .52	1,492,156.32
Financial Administration 68,147.00	1992 Property Taxes Collected 6,857,392.98	School Taxes in Municipal Budget	
Assessment of Taxes 17,525.00	1992 Payments in Lieu of Taxes	County Taxes .32	916,715.53
Collection of Taxes 25,365.00	Delinquent Tax & Lien Collections 277,947.18	County Library Taxes	
Planning, Housing & Development 72,659.00	Business Personalty Replacement Taxes 113,061.64	Local Municipal Purpose Taxes .54	1,556,227.00
Human Resources 28,767.00	Taxes from Public Utilities 269,417.14	Veteran & Senior Citizen Taxes	44,600.00
Elections 1,700.00	Other Miscellaneous Tax Revenues	Total Taxes for Rate Computation 2.39	6,939,314.35
General Administration (other) 386,557.70	State Aid Revenues 382,495.80	Special District Taxes	
JUDICIARY	Federal Aid Revenues	Bank Corp. Taxes	
Municipal Courts 25,180.00	State and Local Fiscal Assistance Act Utilized	Added and Omitted Taxes 8,439.73	
PUBLIC SAFETY	Sale of Acquired Property	Total Taxes Levied - ABSTRACT 6,903,154.08	
Fire Protection 43,659.95	Other Miscellaneous Revenues 308,502.95	Total Taxes Billed	
Police Protection 643,379.44	Total 8,208,817.69	1992 TAXES COLLECTED 6,857,392.98	
Civil Defense & Disaster Control 2,015.00	Prior Years Surplus Appropriated 125,000.00	1992 Taxes Cancelled, Abated or Adjusted 96,717.50	
Environmental Inspection & Control 32,870.00	REVENUES TOTAL 8,333,817.69	Transfer to Tax Title Liens or Foreclosed 24,821.23	
Other Public Safety	Reserve For Uncollected Taxes 335,027.00	Balance Outstanding Dec. 31, 1992 369,379.35	
PUBLIC WORKS	CAPITAL OUTLAY TOTAL 192,524.86	PRIOR YEARS TAXES OUTSTANDING	
Streets and Drainage 153,457.00	Public Enterprises 46,533.35	Balance January 1, 1992 270,685.45	
Sewers and Sewage Processing	Recreation—Culture	Collected in 1992 240,600.07	
Garbage and Trash Disposal	Public Works 43,107.71	Cancelled, Abated or Adjusted 1992 26,763.00	
Public Buildings and Grounds 85,315.00	Buildings and Grounds 102,883.80	Transfers to Tax Title Liens or Foreclosed 3,322.39	
Other Public Works	Library and Education	Balance December 31, 1992	
HEALTH and WELFARE	Conservation	TAX TITLE LIENS OUTSTANDING	
Health Services Except Environmental 54,285.00	All Other	Balance January 1, 1992 41,524.66	
Welfare—Public Assistance 2,785.00	CAPITAL DEBT AUTHORIZED, DECEMBER 31, 1992	Transfer From Taxes 28,464.99	
Hospital, Clinics, First Aid	ISSUED AND UNISSUED GROSS DEBT NET DEBT	Redeemed in 1992 37,347.11	
Animal, Insect, & Rodent Control	School 642,639	Cancelled, Abated or Adjusted (1992) 430.25	
Other Welfare Services	Self-Liquidating 820,900	Transfers to Foreclosed Property	
RECREATION and CONSERVATION	Other 2,847,833	Balance December 31, 1992 32,212.29	
Beaches and Boardwalks	Total 4,311,372	PROPERTY ACQUIRED BY DEED OR FORECLOSURE	
Parks, Playgrounds, Shade Trees 86,768.00	ISSUED AND OUTSTANDING	Balance January 1, 1992 55,655.00	
Land Reclamation & Conservation 5,904.00	School 642,639.69	Transfers From Taxes or Liens	
Other Recreational Services 28,085.00	Self-Liquidating 497,600.00	Sale for Cash (1992)	
EDUCATION (excluding schools)	Other 2,224,333.00	Cancelled, Abated or Adjusted (1992)	
Libraries 102,227.00	Total 3,366,572.69	Balance December 31, 1992 55,655.00	
Other Educational Services	EQUALIZED VALUATION BASIS FOR NET DEBT COMPUTATION 306,093,339	CURRENT FINANCES DECEMBER 31, 1992	
STATUTORY EXPENDITURES	REAL PROPERTY VALUATIONS	ASSETS	
Pensions & F. I. C. A. 46,300.00	Code Class # of Parcels % VAL'N ASSESSED VALUATION	Cash Dec. 31, 1992 1,387,894.57	
Employee Fringe Benefits 148,063.17	1 Vacant Land 94 3.51 4,674,200.00	Taxes Receivable 369,379.35	
Other Statutory Expenditures 5,000.00	2 Residential 1537 74.90 99,692,800.00	Tax Title Liens 32,212.29	
CETA And Other Public Employment Programs	3 Farm 3 .05 65,100.00	Foreclosed Property 55,655.00	
MUNICIPAL FUNCTIONS TOTAL 2,066,014.26	4a Commercial 68 8.80 11,714,100.00	Emergencies & Other Deferred Charges 54,700.00	
CAPITAL IMPROVEMENTS *MEMO* 13,000.00	4b Industrial 16 10.26 13,657,800.00	State and Federal Aid Receivable	
DEBT SERVICE	4c Apartments 8 2.48 3,300,700.00	Other Receivables 11,747.34	
Principal Payments 204,000.00	Total 1726 133,104,700.00	Total 1,911,588.55	
Interest Payments 136,862.73	Land Area 1.95 Sq. Miles	LIABILITIES, RESERVES, AND SURPLUS	
DEFERRED CHARGES 97,567.00	Net Valuation Taxable—Municipal 133,452,206	Cash Liabilities 1,154,199.35	
SCHOOL, COUNTY, SPECIAL DISTRICT TAXES 5,338,487.35	Net Valuation Taxable—County 310,366,357	Reserves for Receivables 468,993.99	
RESERVE FOR UNCOLLECTED TAXES 335,027.00	State Equalized Valuation 288,265,957	Surplus Dec. 31, 1992 288,395.22	
EXPENDITURES TOTAL 8,177,958.34	State Equalization Ratio 46.23	Total 1,911,588.55	

2123
 Population 1980 2,748
 Population 1990 3,603
 S & P Rating
 Moody Rating

General Tax Rate Per \$100. 1.38
 State Equalized Tax Rate 1.51

WHITE TOWNSHIP - WARREN COUNTY
 Form of Government:
 Township Committee
 Number of Members on Governing Body - 3

TY PER CAPITA:
 Gross Debt 72.30 PER CENT:
 Net Debt 72.30 Gross Debt .09
 Debt Service Net Debt .09
 Total Tax Levy 1,218.23 Tax Levy Collected 93.07
 Municipal Expenditures 353.96 Tax Levy Cancelled, Abated or Adjusted .09

EXPENDITURES	REVENUES-REALIZED	1992 PROPERTY TAX	
GENERAL GOVERNMENT		STATE EQUALIZED TAX RATE	
Governing Body & Public Boards		Local District School Taxes	.93 2,689,644.00
Municipal Clerk		Regional & Consolidated School Tax	
Financial Administration	25,600.00	School Taxes in Municipal Budget	
Assessment of Taxes	24,447.57	County Taxes	.53 1,539,702.21
Collection of Taxes	36,110.93	County Library Taxes	.04 129,479.99
Planning, Housing & Development	28,858.73	Local Municipal Purpose Taxes	
Human Resources	6,505.00	Veteran & Senior Citizen Taxes	25,350.00
Elections		Total Taxes for Rate Computation	1.50 4,384,176.20
General Administration (other)	133,000.39	Special District Taxes	
JUDICIARY		Bank Corp. Taxes	
Municipal Courts	25,949.05	Added and Omitted Taxes	30,463.86
PUBLIC SAFETY		Total Taxes Levied - ABSTRACT	4,389,290.06
Fire Protection	31,517.00	Total Taxes Billed	4,401,397.53
Police Protection	9,500.00	1992 TAXES COLLECTED	4,096,176.10
Civil Defense & Disaster Control	1,500.00	1992 Taxes Cancelled, Abated or Adjusted	4,084.56
Environmental Inspection & Control	33,713.83	Transfer to Tax Title Liens or Foreclosed	54,964.66
Other Public Safety		Balance Outstanding Dec. 31, 1992	246,172.21
PUBLIC WORKS		PRIOR YEARS TAXES OUTSTANDING	
Streets and Drainage	200,078.29	Balance January 1, 1992	353,176.02
Sewers and Sewage Processing	13,870.00	Collected in 1992	193,760.72
Garbage and Trash Disposal	53,401.97	Cancelled, Abated or Adjusted 1992	3,048.26
Public Buildings and Grounds	23,276.24	Transfers to Tax Title Liens or Foreclosed	52,316.44
Other Public Works		Balance December 31, 1992	104,050.60
HEALTH and WELFARE		TAX TITLE LIENS OUTSTANDING	
Health Services Except Environmental		Balance January 1, 1992	133,624.12
Welfare-Public Assistance	1,353.00	Transfer From Taxes	115,818.52
Hospital, Clinics, First Aid		Redeemed in 1992	53,328.08
Animal, Insect, & Rodent Control	4,092.00	Cancelled, Abated or Adjusted (1992)	2,881.82
Other Welfare Services		Transfers to Foreclosed Property	
RECREATION and CONSERVATION		Balance December 31, 1992	193,232.74
Beaches and Boardwalks		PROPERTY ACQUIRED BY DEED OR FORECLOSURE	
Parks, Playgrounds, Shade Trees	13,500.00	Balance January 1, 1992	48,300.00
Land Reclamation & Conservation	7,650.00	Transfers From Taxes or Liens	
Other Recreational Services	4,500.00	Sale for Cash (1992)	
EDUCATION (excluding schools)		Cancelled, Abated or Adjusted (1992)	
Libraries		Balance December 31, 1992	48,300.00
Other Educational Services	1,600.00	CURRENT FINANCES DECEMBER 31, 1992	
STATUTORY EXPENDITURES		ASSETS	
Pensions & F. L. C. A.	65,750.00	Cash Dec. 31, 1992	2,606,089.10
Employee Fringe Benefits	38,500.00	Taxes Receivable	350,222.81
Other Statutory Expenditures	500.00	Tax Title Liens	193,232.74
CETA And Other Public Employment Programs		Foreclosed Property	48,300.00
MUNICIPAL FUNCTIONS TOTAL	785,774.00	Emergencies & Other Deferred Charges	88,500.00
CAPITAL IMPROVEMENTS *MEMO*	170,000.00	State and Federal Aid Receivable	95,750.00
DEBT SERVICE		Other Receivables	19,325.69
Principal Payments		Total	3,401,420.34
Interest Payments		LIABILITIES, RESERVES, AND SURPLUS	
DEFERRED CHARGES	66,545.00	Cash Liabilities	664,874.89
SCHOOL, COUNTY, SPECIAL DISTRICT TAXES	4,358,826.20	Reserves for Receivables	663,505.71
RESERVE FOR UNCOLLECTED TAXES	423,000.00	Surplus Dec. 31, 1992	2,073,039.74
EXPENDITURES TOTAL	5,634,145.23	Total	3,401,420.34
		REVENUES-REALIZED	
		1992 Property Taxes Collected	4,096,176.10
		1992 Payments in Lieu of Taxes	
		Delinquent Tax & Lien Collections	247,088.80
		Business Personality Replacement Taxes	65,818.56
		Taxes from Public Utilities	198,252.00
		Other Miscellaneous Tax Revenues	
		State Aid Revenues	135,521.00
		Federal Aid Revenues	
		State and Local Fiscal Assistance Act Utilized	
		Sale of Acquired Property	
		Other Miscellaneous Revenues	610,335.18
		Total	5,353,191.64
		Prior Years Surplus Appropriated	162,327.44
		REVENUES TOTAL	5,515,519.08
		Reserve For Uncollected Taxes	423,000.00
		CAPITAL OUTLAY TOTAL	139,891.36
		Public Enterprises	
		Recreation-Culture	
		Public Works	139,891.36
		Buildings and Grounds	
		Library and Education	
		Conservation	
		All Other	
		CAPITAL DEBT AUTHORIZED, DECEMBER 31, 1992	
		ISSUED AND UNISSUED GROSS DEBT NET DEBT	
		School	
		Self-Liquidating	
		Other	260,500 260,500
		Total	260,500 260,500
		ISSUED AND OUTSTANDING	
		School	
		Self-Liquidating	
		Other	142,500.00
		Total	142,500.00
		EQUALIZED VALUATION BASIS FOR NET DEBT COMPUTATION	282,526.040
		REAL PROPERTY VALUATIONS	
		Code Class # of Parcels % VAL'N ASSESSED VALUATION	
		1 Vacant Land 462 9.43 29,756,575.00	
		2 Residential 949 44.88 141,623,600.00	
		3 Farm 342 4.70 14,836,162.00	
		4a Commercial 71 6.07 19,145,462.00	
		4b Industrial 2 33.25 104,918,400.00	
		4c Apartments 5 1.68 5,309,100.00	
		Total 1811 315,589,299.00	
		Land Area 27.35 Sq. Miles	
		Net Valuation Taxable-Municipal	316,734,322
		Net Valuation Taxable-County	243,289,816
		State Equalized Valuation	289,565,146
		State Equalization Ratio	109.42

0514

Population 1980 **4,913**
 Population 1990 **4,484**
 S & P Rating **B&B**
 Moody Rating **AAA**

General Tax Rate Per \$100. **2.42**
 State Equalized Tax Rate **2.65**

WILDWOOD CITY - CAPE MAY COUNTY
 Form of Government:
Mayor-Council Plan D (OMCL 50)
 Number of Members on Governing Body - 5

PER CAPITA:
 Gross Debt **5,439.68** Gross Debt **4.16**
 Net Debt **2,587.20** Net Debt **1.97**
 Debt Service **492.23** Tax Levy Collected **83.54**
 Total Tax Levy **3,623.88** Tax Levy Cancelled, Abated or Adjusted **1.65**
 Municipal Expenditures **3,451.96**

EXPENDITURES		REVENUES-REALIZED		1992 PROPERTY TAX	
				STATE EQUALIZED TAX RATE	
GENERAL GOVERNMENT					
Governing Body & Public Boards	148,015.64	1992 Property Taxes Collected	13,574,484.40	Local District School Taxes	0.85
Municipal Clerk	133,756.04	1992 Payments in Lieu of Taxes	53,381.01	Regional & Consolidated School Tax	
Financial Administration	211,378.87	Delinquent Tax & Lien Collections	1,781,745.77	School Taxes in Municipal Budget	10,287.50
Assessment of Taxes	57,874.28	Business Personality Replacement Taxes	267,082.12	County Taxes	0.41 *
Collection of Taxes	69,673.55	Taxes from Public Utilities	874,458.00	County Library Taxes	0.03
Planning, Housing & Development	59,443.32	Other Miscellaneous Tax Revenues	917,626.75	Local Municipal Purpose Taxes	1.36
Human Resources	256,893.69	State Aid Revenues		Veteran & Senior Citizen Taxes	
Elections	3,500.00	Federal Aid Revenues		Total Taxes for Rate Computation	2.65
General Administration (other)	2,008,641.79	State and Local Fiscal Assistance Act Utilized		Special District Taxes	
JUDICIARY		Sale of Acquired Property		Bank Corp. Taxes	
Municipal Courts	168,952.14	Other Miscellaneous Revenues	3,324,494.83	Added and Omitted Taxes	12,944.11
PUBLIC SAFETY		Total	20,793,272.88	Total Taxes Levied - ABSTRACT	16,249,480.72
Fire Protection	794,306.02	Prior Years Surplus Appropriated	350,000.00	Total Taxes Billed	16,249,480.72
Police Protection	2,335,083.80	REVENUES TOTAL	21,143,272.88	1992 TAXES COLLECTED	13,574,484.40
Civil Defense & Disaster Control	6,269.38	Reserve For Uncollected Taxes	2,648,182.48	1992 Taxes Cancelled, Abated or Adjusted	268,657.15
Environmental Inspection & Control	193,349.55	CAPITAL OUTLAY TOTAL	1,514,790.80	Transfer to Tax Title Liens or Foreclosed	76,221.06
Other Public Safety		Public Enterprises	559,385.13	Balance Outstanding Dec. 31, 1992	2,330,118.11
PUBLIC WORKS		Recreation-Culture		PRIOR YEARS TAXES OUTSTANDING	
Streets and Drainage	215,000.00	Public Works	453,055.76	Balance January 1, 1992	1,777,300.83
Sewers and Sewage Processing	76,500.00	Buildings and Grounds	502,349.91	Collected in 1992	1,429,469.37
Garbage and Trash Disposal	413,000.00	Library and Education		Cancelled, Abated or Adjusted 1992	
Public Buildings and Grounds		Conservation		Transfers to Tax Title Liens or Foreclosed	93,067.89
Other Public Works	1,520,862.00	All Other		Balance December 31, 1992	254,763.57
HEALTH and WELFARE		CAPITAL DEBT AUTHORIZED, DECEMBER 31, 1992		TAX TITLE LIENS OUTSTANDING	
Health Services Except Environmental		ISSUED AND UNISSUED		Balance January 1, 1992	1,021,272.17
Welfare-Public Assistance	49,850.00	School	207,000	Transfer From Taxes	169,288.95
Hospital, Clinics, First Aid		Self-Liquidating	10,890,500	Redeemed in 1992	352,276.40
Animal, Insect, & Rodent Control	9,960.00	Other	13,294,024	Cancelled, Abated or Adjusted (1992)	
Other Welfare Services		Total	24,391,524	Transfers to Foreclosed Property	
RECREATION and CONSERVATION		ISSUED AND OUTSTANDING		Balance December 31, 1992	833,284.72
Beaches and Boardwalks	326,370.78	School	207,000.00	PROPERTY ACQUIRED BY DEED OR FORECLOSURE	
Parks, Playgrounds, Shade Trees		Self-Liquidating	7,235,000.00	Balance January 1, 1992	657,540.00
Land Reclamation & Conservation		Other	13,006,000.00	Transfers From Taxes or Liens	
Other Recreational Services	114,970.88	Total	20,448,000.00	Sale for Cash (1992)	
EDUCATION (excluding schools)		EQUALIZED VALUATION BASIS		Cancelled, Abated or Adjusted (1992)	
Libraries		FOR NET DEBT COMPUTATION	588,823,858	Balance December 31, 1992	657,540.00
Other Educational Services		REAL PROPERTY VALUATIONS		CURRENT FINANCES DECEMBER 31, 1992	
STATUTORY EXPENDITURES		Code Class # of Parcels % VAL'N		ASSETS	
Pensions & F. L. C. A.	353,262.00	1 Vacant Land 562 4.74	31,475,600.00	Cash Dec. 31, 1992	1,692,862.93
Employee Fringe Benefits	934,263.00	2 Residential 2905 38.38	258,447,600.00	Taxes Receivable	2,584,881.68
Other Statutory Expenditures	30,000.00	3 Farm		Tax Title Liens	838,284.72
CETA And Other Public Employment Programs		4a Commercial 543 32.41	215,433,900.00	Foreclosed Property	657,540.00
MUNICIPAL FUNCTIONS TOTAL	10,491,676.73	4b Industrial 12 .38	2,534,900.00	Emergencies & Other Deferred Charges	185,000.00
CAPITAL IMPROVEMENTS *MEMO*	155,000.00	4c Apartments 538 23.59	155,806,700.00	State and Federal Aid Receivable	362,730.67
DEBT SERVICE		Total 4560	664,698,700.00	Other Receivables	196,752.03
Principal Payments	1,316,500.00	Land Area 1.12 Sq. Miles		Total	6,518,052.03
Interest Payments	890,669.75	Net Valuation Taxable-Municipal	671,852,725	LIABILITIES, RESERVES, AND SURPLUS	
TYPE I SCHL DEBT *MEMO	10,287.50	Net Valuation Taxable-County	635,518,900	Cash Liabilities	1,632,666.94
DEFERRED CHARGES	131,554.80	State Equalized Valuation	614,018,537	Reserves for Receivables	4,274,358.43
SCHOOL, COUNTY, SPECIAL DISTRICT TAXES	7,914,039.20	State Equalization Ratio	109.53	Surplus Dec. 31, 1992	611,026.66
RESERVE FOR UNCOLLECTED TAXES	2,648,182.48			Total	6,518,052.03
EXPENDITURES TOTAL	23,392,622.96				

0515
 Population 1980 4,149
 Population 1990 3,631
 S & P Rating
 Moody Rating A

General Tax Rate Per \$100. 1.42
 State Equalized Tax Rate 1.61

WILDWOOD CREST BORO. - CAPE MAY CO.

Form of Government:

Commission (1911)

Number of Members on Governing Body - 3

PER CAPITA:
 Gross Debt 2,073.57
 Net Debt 2,073.57
 Debt Service 380.36
 Total Tax Levy 3,315.49
 Municipal Expenditures 3,047.83
 PER CENT:
 Gross Debt 1.00
 Net Debt 1.00
 Tax Levy Collected 92.64
 Tax Levy Cancelled, Abated or Adjusted .05

EXPENDITURES		REVENUES-REALIZED			1992 PROPERTY TAX	
GENERAL GOVERNMENT		1992 Property Taxes Collected			STATE EQUALIZED TAX RATE	
Governing Body & Public Boards		1992 Payments in Lieu of Taxes			Local District School Taxes	.50
Municipal Clerk		Delinquent Tax & Lien Collections			Regional & Consolidated School Tax	
Financial Administration	206,723.88	Business Personality Replacement Taxes			School Taxes in Municipal Budget	
Assessment of Taxes	64,100.45	Taxes from Public Utilities			County Taxes	.39 *
Collection of Taxes	108,512.15	Other Miscellaneous Tax Revenues			County Library Taxes	.02
Planning, Housing & Development	39,067.50	State Aid Revenues			Local Municipal Purpose Taxes	.69
Human Resources	109,650.34	Federal Aid Revenues			Veteran & Senior Citizen Taxes	
Elections		State and Local Fiscal Assistance Act Utilized			Total Taxes for Rate Computation	1.60
General Administration (other)	539,272.15	Sale of Acquired Property			Special District Taxes	
JUDICIARY		Other Miscellaneous Revenues			Bank Corp. Taxes	
Municipal Courts	107,010.93	Total			Added and Omitted Taxes	23,122.88
PUBLIC SAFETY		Prior Years Surplus Appropriated			Total Taxes Levied - ABSTRACT	12,038,533.81
Fire Protection	256,069.70	REVENUES TOTAL			Total Taxes Billed	12,040,315.97
Police Protection	1,583,602.25	Reserve For Uncollected Taxes			1992 TAXES COLLECTED	11,154,506.60
Civil Defense & Disaster Control	1,650.00	CAPITAL OUTLAY TOTAL			1992 Taxes Cancelled, Abated or Adjusted	6,008.40
Environmental Inspection & Control	121,436.46	Public Enterprises			Transfer to Tax Title Liens or Foreclosed	2,093.09
Other Public Safety		Recreation-Culture			Balance Outstanding Dec. 31, 1992	877,707.89
PUBLIC WORKS		Public Works			PRIOR YEARS TAXES OUTSTANDING	
Streets and Drainage	110,000.00	Buildings and Grounds			Balance January 1, 1992	759,776.39
Sewers and Sewage Processing	2,660,082.61	Library and Education			Collected in 1992	753,725.12
Garbage and Trash Disposal	593,151.20	Conservation			Cancelled, Abated or Adjusted 1992	
Public Buildings and Grounds	41,593.10	All Other			Transfers to Tax Title Liens or Foreclosed	
Other Public Works	395,885.65	CAPITAL DEBT AUTHORIZED, DECEMBER 31, 1992			Balance December 31, 1992	6,051.27
HEALTH and WELFARE		ISSUED AND UNISSUED			TAX TITLE LIENS OUTSTANDING	
Health Services Except Environmental		School			Balance January 1, 1992	11,544.30
Welfare-Public Assistance	7,920.00	Self-Liquidating			Transfer From Taxes	2,093.08
Hospital, Clinics, First Aid		Other			Redeemed in 1992	5,236.21
Animal, Insect, & Rodent Control	5,150.04	Total			Cancelled, Abated or Adjusted (1992)	
Other Welfare Services		GROSS DEBT			Transfers to Foreclosed Property	
RECREATION and CONSERVATION		NET DEBT			Balance December 31, 1992	8,401.17
Beaches and Boardwalks	489,681.86	ISSUED AND OUTSTANDING			PROPERTY ACQUIRED BY DEED OR	
Parks, Playgrounds, Shade Trees	15,000.00	School			FORECLOSURE	
Land Reclamation & Conservation	7,307.75	Self-Liquidating			Balance January 1, 1992	
Other Recreational Services	171,973.90	Other			Transfers From Taxes or Liens	
EDUCATION (excluding schools)		Total			Sale for Cash (1992)	
Libraries		EQUALIZED VALUATION BASIS			Cancelled, Abated or Adjusted (1992)	
Other Educational Services		FOR NET DEBT COMPUTATION			Balance December 31, 1992	
STATUTORY EXPENDITURES		REAL PROPERTY VALUATIONS			CURRENT FINANCES DECEMBER 31, 1992	
Pensions & F. L. C. A.	307,819.16	Code Class # of Parcels % VAL'N			ASSETS	
Employee Fringe Benefits	810,000.00	1 Vacant Land 158 2.75			Cash Dec. 31, 1992	1,300,920.40
Other Statutory Expenditures	20,000.00	2 Residential 3614 65.90			Taxes Receivable	883,759.16
CETA And Other Public Employment Programs		3 Farm			Tax Title Liens	8,401.17
MUNICIPAL FUNCTIONS TOTAL	8,772,661.08	4a Commercial 217 29.28			Foreclosed Property	
CAPITAL IMPROVEMENTS *MEMO*	50,000.00	4b Industrial			Emergencies & Other Deferred Charges	30,400.00
DEBT SERVICE		4c Apartments 65 2.06			State and Federal Aid Receivable	131,300.93
Principal Payments	909,000.00	Total 4054			Other Receivables	402,240.49
Interest Payments	472,037.50	Land Area 1.33 Sq. Miles			Total	2,757,022.15
DEFERRED CHARGES	32,262.89	Net Valuation Taxable-Municipal			LIABILITIES, RESERVES, AND SURPLUS	
SCHOOL, COUNTY, SPECIAL DISTRICT TAXES	6,851,818.49	Net Valuation Taxable-County			Cash Liabilities	698,381.31
RESERVE FOR UNCOLLECTED TAXES	880,642.25	State Equalized Valuation			Reserves for Receivables	1,294,400.82
EXPENDITURES TOTAL	17,918,472.21	State Equalization Ratio 113.46			Surplus Dec. 31, 1992	764,240.02
					Total	2,757,022.15

*Includes County Health Service Taxes, County Vocational School Taxes, or County Open Space Tax. See Table 13.

0338

Population 1980 39,912
 Population 1990 36,291
 S & P Rating AAA
 Moody Rating A

General Tax Rate Per \$100 3.01
 State Equalized Tax Rate 2.63

WILLINGBORO TWP. - BURLINGTON CO.
 Form of Government:
Council-Manager Plan E (OMCL 50)
 Number of Members on Governing Body - 5

PER CAPITA:
 Gross Debt 466.54
 Net Debt 365.61
 Debt Service 52.81
 Total Tax Levy 817.48
 Municipal Expenditures 466.45

PER CENT:
 Gross Debt 1.56
 Net Debt 1.22
 Tax Levy Collected 95.53
 Tax Levy Cancelled, Abated or Adjusted .04

EXPENDITURES		REVENUES-REALIZED		1992 PROPERTY TAX	
GENERAL GOVERNMENT				STATE EQUALIZED TAX RATE 1.44	
Governing Body & Public Boards	33,600.00	1992 Property Taxes Collected	28,347,532.69	Local District School Taxes	15,836,432.00
Municipal Clerk	99,610.00	1992 Payments in Lieu of Taxes	1,447.20	Regional & Consolidated School Tax	
Financial Administration	188,988.00	Delinquent Tax & Lien Collections	1,099,725.76	School Taxes in Municipal Budget	
Assessment of Taxes	114,026.00	Business Personalty Replacement Taxes	146,372.64	County Taxes	6,080,246.57
Collection of Taxes	103,596.00	Taxes from Public Utilities	1,556,294.00	County Library Taxes	
Planning, Housing & Development	6,000.00	Other Miscellaneous Tax Revenues		Local Municipal Purpose Taxes	7,638,900.00
Human Resources	570,651.00	State Aid Revenues	2,657,089.08	Veteran & Senior Citizen Taxes	186,400.00
Elections		Federal Aid Revenues		Total Taxes for Rate Computation	29,741,978.57
General Administration (other)	1,091,639.00	State and Local Fiscal Assistance Act Utilized		Special District Taxes	
JUDICIARY		Sale of Acquired Property		Bank Corp. Taxes	
Municipal Courts	144,931.13	Other Miscellaneous Revenues	1,307,434.50	Added and Omitted Taxes	111,439.02
PUBLIC SAFETY		Total	35,115,895.87	Total Taxes Levied - ABSTRACT	29,667,017.59
Fire Protection	375,814.00	Prior Years Surplus Appropriated	3,142,720.00	Total Taxes Billed	29,673,382.36
Police Protection	3,817,734.00	REVENUES TOTAL	38,258,615.87	1992 TAXES COLLECTED	28,347,532.69
Civil Defense & Disaster Control	1,000.00	Reserve For Uncollected Taxes	1,537,400.00	1992 Taxes Cancelled, Abated or Adjusted	11,217.35
Environmental Inspection & Control	318,802.00	CAPITAL OUTLAY TOTAL	1,029,630.87	Transfer to Tax Title Liens or Foreclosed	
Other Public Safety	16,115.00	Public Enterprises		Balance Outstanding Dec. 31, 1992	1,314,632.32
PUBLIC WORKS		Recreation-Culture		PRIOR YEARS TAXES OUTSTANDING	
Streets and Drainage	1,239,248.46	Public Works	1,029,630.87	Balance January 1, 1992	1,295,550.23
Sewers and Sewage Processing	36,068.00	Buildings and Grounds		Collected in 1992	1,067,227.37
Garbage and Trash Disposal	1,752,620.00	Library and Education		Cancelled, Abated or Adjusted 1992	13,274.10
Public Buildings and Grounds	197,189.00	Conservation		Transfers to Tax Title Liens or Foreclosed	
Other Public Works	333,645.95	All Other		Balance December 31, 1992	215,048.76
HEALTH and WELFARE		CAPITAL DEBT AUTHORIZED, DECEMBER 31, 1992		TAX TITLE LIENS OUTSTANDING	
Health Services Except Environmental	19,093.00	ISSUED AND UNISSUED		Balance January 1, 1992	765,009.78
Welfare-Public Assistance	33,036.00	School	3,590,000	Transfer From Taxes	
Hospital, Clinics, First Aid		Self-Liquidating		Redeemed in 1992	32,498.39
Animal, Insect, & Rodent Control		Other	13,268,468	Cancelled, Abated or Adjusted (1992)	713,455.35
Other Welfare Services	1,190.00	Total	16,858,468	Transfers to Foreclosed Property	
RECREATION and CONSERVATION		ISSUED AND OUTSTANDING		Balance December 31, 1992	19,056.04
Beaches and Boardwalks		School	3,590,000.00	PROPERTY ACQUIRED BY DEED OR FORECLOSURE	
Parks, Playgrounds, Shade Trees		Self-Liquidating		Balance January 1, 1992	1,430.00
Land Reclamation & Conservation		Other	13,267,000.00	Transfers From Taxes or Liens	
Other Recreational Services	367,798.00	Total	16,857,000.00	Sale for Cash (1992)	
EDUCATION (excluding schools)		EQUALIZED VALUATION BASIS		Cancelled, Abated or Adjusted (1992)	
Libraries	825,101.00	FOR NET DEBT COMPUTATION	1,083,796.041	Balance December 31, 1992	1,430.00
Other Educational Services		REAL PROPERTY VALUATIONS		CURRENT FINANCES DECEMBER 31, 1992	
STATUTORY EXPENDITURES		Code Class # of Parcels % VAL'N		ASSETS	
Pensions & F. I. C. A.	960,723.41	1 Vacant Land 165 .58	5,627,800.00	Cash Dec. 31, 1992	10,236,051.80
Employee Fringe Benefits	696,188.00	2 Residential 10993 93.85	913,422,580.00	Taxes Receivable	1,529,681.09
Other Statutory Expenditures	10,000.00	3 Farm 5 .02	214,700.00	Tax Title Liens	19,056.04
CETA And Other Public Employment Programs		4a Commercial 152 4.91	47,819,020.00	Foreclosed Property	1,430.00
MUNICIPAL FUNCTIONS TOTAL	13,351,506.95	4b Industrial 10 .64	6,211,370.00	Emergencies & Other Deferred Charges	20,000.00
CAPITAL IMPROVEMENTS *MEMO*	103,142.00	4c Apartments		State and Federal Aid Receivable	12,304.50
DEBT SERVICE		Total 11325	973,295,473.00	Other Receivables	6,244,360.82
Principal Payments	1,143,000.00	Land Area 7.60 Sq. Miles		Total	18,062,884.24
Interest Payments	773,485.50	Net Valuation Taxable-Municipal	981,146,182	LIABILITIES, RESERVES, AND SURPLUS	
DEFERRED CHARGES	122,544.46	Net Valuation Taxable-County	1,108,585,770	Cash Liabilities	6,643,922.19
SCHOOL, COUNTY, SPECIAL DISTRICT TAXES	21,916,678.57	State Equalized Valuation	1,100,336,367	Reserves for Receivables	7,794,527.94
RESERVE FOR UNCOLLECTED TAXES	1,537,400.00	State Equalization Ratio	89.09	Surplus Dec. 31, 1992	3,619,434.12
EXPENDITURES TOTAL	38,844,615.48			Total	18,062,884.24

2021
 Population 1980 1,785
 Population 1990 1,576
 S & P Rating
 Moody Rating

General Tax Rate Per \$100. 79.49
 State Equalized Tax Rate 10.72

WINFIELD TOWNSHIP - UNION COUNTY
 Form of Government:
Township Committee
 Number of Members on Governing Body - 3

PER CAPITA:
 Gross Debt
 Net Debt
 Debt Service
 Total Tax Levy 702.16
 Municipal Expenditures 452.93

PER CENT:
 Gross Debt
 Net Debt
 Tax Levy Collected 100.00
 Tax Levy Cancelled, Abated or Adjusted

EXPENDITURES	REVENUES-REALIZED	1992 PROPERTY TAX
GENERAL GOVERNMENT		STATE EQUALIZED TAX RATE 7.01
Governing Body & Public Boards		Local District School Taxes 723,313.00
Municipal Clerk		Regional & Consolidated School Tax
Financial Administration 18,055.00	1992 Property Taxes Collected 1,106,703.50	School Taxes in Municipal Budget
Assessment of Taxes 2,270.00	1992 Payments in Lieu of Taxes	County Taxes .44 45,656.64
Collection of Taxes 370.00	Delinquent Tax & Lien Collections	County Library Taxes
Planning, Housing & Development	Business Personalty Replacement Taxes 4,648.68	Local Municipal Purpose Taxes 3.27 337,630.00
Human Resources 54,142.75	Taxes from Public Utilities 38,134.65	Veteran & Senior Citizen Taxes 45,950.00
Elections	Other Miscellaneous Tax Revenues	Total Taxes for Rate Computation 10.72 1,152,549.64
General Administration (other) 128,162.00	State Aid Revenues 239,719.55	Special District Taxes
JUDICIARY	Federal Aid Revenues	Bank Corp. Taxes
Municipal Courts 22,245.37	State and Local Fiscal Assistance Act Utilized	Added and Omitted Taxes
PUBLIC SAFETY	Sale of Acquired Property	Total Taxes Levied - ABSTRACT 1,106,599.64
Fire Protection 18,173.70	Other Miscellaneous Revenues 128,438.72	Total Taxes Billed 1,106,703.50
Police Protection 254,760.00	Prior Years Surplus Appropriated 110,567.68	1992 TAXES COLLECTED 1,106,703.50
Civil Defense & Disaster Control 150.00	REVENUES TOTAL 1,628,212.78	1992 Taxes Cancelled, Abated or Adjusted
Environmental Inspection & Control 2,535.00	Reserve For Uncollected Taxes	Transfer to Tax Title Liens or Foreclosed
Other Public Safety	CAPITAL OUTLAY TOTAL 50,679.32	Balance Outstanding Dec. 31, 1992
PUBLIC WORKS	Public Enterprises	PRIOR YEARS TAXES OUTSTANDING
Streets and Drainage 8,600.00	Recreation-Culture	Balance January 1, 1992
Sewers and Sewage Processing 14,600.00	Public Works 30,159.79	Collected in 1992
Garbage and Trash Disposal 1,500.00	Buildings and Grounds 20,519.53	Cancelled, Abated or Adjusted 1992
Public Buildings and Grounds 19,275.00	Library and Education	Transfers to Tax Title Liens or Foreclosed
Other Public Works	Conservation	Balance December 31, 1992
HEALTH and WELFARE	All Other	TAX TITLE LIENS OUTSTANDING
Health Services Except Environmental 31,180.00		Balance January 1, 1992
Welfare-Public Assistance 4,317.00	CAPITAL DEBT AUTHORIZED, DECEMBER 31, 1992	Transfer From Taxes
Hospital, Clinics, First Aid	ISSUED AND UNISSUED GROSS DEBT NET DEBT	Redeemed in 1992
Animal, Insect, & Rodent Control 2,000.00	School	Cancelled, Abated or Adjusted (1992)
Other Welfare Services	Self-Liquidating	Transfers to Foreclosed Property
RECREATION and CONSERVATION	Other	Balance December 31, 1992
Beaches and Boardwalks	Total	PROPERTY ACQUIRED BY DEED OR FORECLOSURE
Parks, Playgrounds, Shade Trees	ISSUED AND OUTSTANDING	Balance January 1, 1992
Land Reclamation & Conservation	School	Transfers From Taxes or Liens
Other Recreational Services 1,500.00	Self-Liquidating	Sale for Cash (1992)
EDUCATION (excluding schools)	Other	Cancelled, Abated or Adjusted (1992)
Libraries 1,500.00	Total	Balance December 31, 1992
Other Educational Services	EQUALIZED VALUATION BASIS	CURRENT FINANCES DECEMBER 31, 1992
STATUTORY EXPENDITURES	FOR NET DEBT COMPUTATION 9,758,080	ASSETS
Pensions & F. L. C. A. 34,604.50	REAL PROPERTY VALUATIONS	Cash Dec. 31, 1992 405,436.27
Employee Fringe Benefits 73,600.00	Code Class # of Parcels % VAL'N ASSESSED VALUATION	Taxes Receivable
Other Statutory Expenditures	1 Vacant Land 1 15.89 220,200.00	Tax Title Liens
CETA And Other Public Employment Programs	2 Residential 680 77.62 1,075,650.00	Foreclosed Property
MUNICIPAL FUNCTIONS TOTAL 693,540.32	3 Farm	Emergencies & Other Deferred Charges
CAPITAL IMPROVEMENTS *MEMO* 20,000.00	4a Commercial 1 6.49 90,000.00	State and Federal Aid Receivable 13,534.73
DEBT SERVICE	4b Industrial	Other Receivables 15,688.22
Principal Payments	4c Apartments	Total 434,659.22
Interest Payments	Total 682 1,385,850.00	LIABILITIES, RESERVES, AND SURPLUS
DEFERRED CHARGES 20,278.00	Land Area .17 Sq. Miles	Cash Liabilities 80,610.79
SCHOOL, COUNTY, SPECIAL DISTRICT TAXES 768,969.64	Net Valuation Taxable-Municipal 1,392,255	Reserves for Receivables 15,688.22
RESERVE FOR UNCOLLECTED TAXES	Net Valuation Taxable-County 10,714,482	Surplus Dec. 31, 1992 338,360.21
EXPENDITURES TOTAL 1,482,787.96	State Equalized Valuation 10,279,570	Total 434,659.22
	State Equalization Ratio 13.49	

0436

Population 1980 20,034
Population 1990 30,087
S & P Rating
Moody Rating AAA

General Tax Rate Per \$100. 5.62
State Equalized Tax Rate 2.37

WINSLOW TOWNSHIP - CAMDEN COUNTY
Form of Government: Township Committee
Number of Members on Governing Body - 7

PER CAPITA:
Gross Debt 1,495.71
Net Debt 244.15
Debt Service 20.52
Total Tax Levy 1,683.57
Municipal Expenditures 557.62
PER CENT:
Gross Debt 4.73
Net Debt .77
Tax Levy Collected 92.80
Tax Levy Cancelled, Abated or Adjusted .31

Table with columns for EXPENDITURES, REVENUES-REALIZED, CAPITAL OUTLAY, CAPITAL DEBT AUTHORIZED, ISSUED AND UNISSUED, ISSUED AND OUTSTANDING, EQUALIZED VALUATION BASIS, REAL PROPERTY VALUATIONS, ASSESSED VALUATION, and 1992 PROPERTY TAX. Includes sub-sections like GENERAL GOVERNMENT, JUDICIARY, PUBLIC SAFETY, PUBLIC WORKS, HEALTH AND WELFARE, RECREATION AND CONSERVATION, EDUCATION, STATUTORY EXPENDITURES, MUNICIPAL FUNCTIONS, CAPITAL IMPROVEMENTS, DEBT SERVICE, DEFERRED CHARGES, and SCHOOL, COUNTY, SPECIAL DISTRICT TAXES.

0259
 Population 1980 7,929
 Population 1990 7,506
 S & P Rating
 Moody Rating A

General Tax Rate Per \$100. 3.59
 State Equalized Tax Rate 1.96

WOOD-RIDGE BOROUGH - BERGEN CO.
 Form of Government:
 Borough Council
 Number of Members on Governing Body - 6

PER CAPITA: Gross Debt 1,084.66
 Net Debt 1,084.66
 Debt Service 63.88
 Total Tax Levy 1,509.99
 Municipal Expenditures 822.06
 PER CENT: Gross Debt 1.35
 Net Debt 1.35
 Tax Levy Collected 97.73
 Tax Levy Cancelled, Abated or Adjusted .03

EXPENDITURES		REVENUES-REALIZED		1992 PROPERTY TAX	
GENERAL GOVERNMENT		REVENUES-REALIZED		STATE EQUALIZED TAX RATE	
Governing Body & Public Boards		1992 Property Taxes Collected	11,105,923.35	Local District School Taxes	1.02
Municipal Clerk		1992 Payments in Lieu of Taxes		Regional & Consolidated School Tax	
Financial Administration	83,174.00	Delinquent Tax & Lien Collections	138,039.94	School Taxes in Municipal Budget	
Assessment of Taxes	20,000.00	Business Personalty Replacement Taxes	403,496.72	County Taxes	.28
Collection of Taxes	46,525.00	Taxes from Public Utilities	429,652.49	County Library Taxes	
Planning, Housing & Development	21,750.00	Other Miscellaneous Tax Revenues		Local Municipal Purpose Taxes	.65
Human Resources	115,726.79	State Aid Revenues	727,049.57	Veteran & Senior Citizen Taxes	
Elections	7,997.00	Federal Aid Revenues		Total Taxes for Rate Computation	1.95
General Administration (other)	492,737.00	State and Local Fiscal Assistance Act Utilized		Special District Taxes	
JUDICIARY		Sole of Acquired Property		Bank Corp. Taxes	
Municipal Courts	43,765.00	Other Miscellaneous Revenues	353,829.24	Added and Omitted Taxes	
PUBLIC SAFETY		Total	13,157,989.31	Total Taxes Levied - ABSTRACT	11,333,981.38
Fire Protection	168,748.00	Prior Years Surplus Appropriated	594,500.00	Total Taxes Billed	11,364,267.36
Police Protection	1,290,445.95	REVENUES TOTAL	13,752,489.31	1992 TAXES COLLECTED	11,105,923.35
Civil Defense & Disaster Control	875.00	Reserve For Uncollected Taxes	374,439.11	1992 Taxes Cancelled, Abated or Adjusted	3,560.23
Environmental Inspection & Control	68,260.00	CAPITAL OUTLAY TOTAL	653,433.00	Transfer to Tax Title Liens or Foreclosed	64.62
Other Public Safety				Balance Outstanding Dec. 31, 1992	254,719.16
PUBLIC WORKS		Public Enterprises		PRIOR YEARS TAXES OUTSTANDING	
Streets and Drainage	446,573.00	Recreation—Culture		Balance January 1, 1992	202,905.69
Sewers and Sewage Processing	665,639.15	Public Works	331,561.00	Collected in 1992	138,039.94
Garbage and Trash Disposal	665,968.00	Buildings and Grounds	321,872.00	Cancelled, Abated or Adjusted 1992	
Public Buildings and Grounds	73,100.00	Library and Education		Transfers to Tax Title Liens or Foreclosed	64,865.75
Other Public Works	153,000.00	Conservation		Balance December 31, 1992	
HEALTH and WELFARE		All Other		TAX TITLE LIENS OUTSTANDING	
Health Services Except Environmental	67,500.00	CAPITAL DEBT AUTHORIZED, DECEMBER 31, 1992		Balance January 1, 1992	776.45
Welfare-Public Assistance	3,275.00	ISSUED AND UNISSUED		Transfer From Taxes	64,930.37
Hospital, Clinics, First Aid		School		Redeemed in 1992	
Animal, Insect, & Rodent Control		Self-Liquidating		Cancelled, Abated or Adjusted (1992)	
Other Welfare Services		Other	8,141,425	Transfers to Foreclosed Property	
RECREATION and CONSERVATION		Total	8,141,425	Balance December 31, 1992	65,706.82
Beaches and Boardwalks		ISSUED AND OUTSTANDING		PROPERTY ACQUIRED BY DEED OR FORECLOSURE	
Parks, Playgrounds, Shade Trees	22,775.00	School		Balance January 1, 1992	219,950.00
Land Reclamation & Conservation		Self-Liquidating		Transfers From Taxes or Liens	
Other Recreational Services	35,336.00	Other	3,842,000.00	Sale for Cash (1992)	
EDUCATION (excluding schools)		Total	3,842,000.00	Cancelled, Abated or Adjusted (1992)	
Libraries	200,720.00	EQUALIZED VALUATION BASIS FOR NET DEBT COMPUTATION	602,737.401	Balance December 31, 1992	219,950.00
Other Educational Services		REAL PROPERTY VALUATIONS		CURRENT FINANCES DECEMBER 31, 1992	
STATUTORY EXPENDITURES		Code Class # of Parcels % VAL'N	ASSESSED VALUATION	ASSETS	
Pensions & F. L. C. A.	274,100.00	1 Vacant Land 52 1.06	3,345,000.00	Cash Dec. 31, 1992	1,475,792.74
Employee Fringe Benefits	315,000.00	2 Residential 2463 75.31	237,650,335.00	Taxes Receivable	254,719.16
Other Statutory Expenditures	30,000.00	3 Farm		Tax Title Liens	65,706.82
CETA And Other Public Employment Programs		4a Commercial 66 7.67	24,207,600.00	Foreclosed Property	219,950.00
MUNICIPAL FUNCTIONS TOTAL	5,315,989.89	4b Industrial 11 12.22	38,546,863.00	Emergencies & Other Deferred Charges	
CAPITAL IMPROVEMENTS *MEMO*	1,000.00	4c Apartments 15 3.74	11,797,300.00	State and Federal Aid Receivable	36,593.10
DEBT SERVICE		Total	315,547,098.00	Other Receivables	2,743.14
Principal Payments	243,900.00	Lond Area 1.10 Sq. Miles		Total	2,055,504.96
Interest Payments	235,591.30	Net Valuation Taxable-Municipal	316,192,425	LIABILITIES, RESERVES, AND SURPLUS	
DEFERRED CHARGES	463.00	Net Valuation Taxable-County	627,522,969	Cash Liabilities	682,670.65
SCHOOL, COUNTY, SPECIAL DISTRICT TAXES	7,540,126.86	State Equalized Valuation	577,724,877	Reserves for Receivables	543,119.12
RESERVE FOR UNCOLLECTED TAXES	374,439.11	State Equalization Ratio	54.68	Surplus Dec. 31, 1992	829,715.19
EXPENDITURES TOTAL	13,710,510.16			Total	2,055,504.96

0516
 Population 1980 2,809
 Population 1990 2,678
 S & P Rating
 Moody Rating

General Tax Rate Per \$100. 2.89
 State Equalized Tax Rate 2.09

WOODBINE BOROUGH - CAPE MAY CO.
 Form of Government:
 Borough Council
 Number of Members on Governing Body - 6

PER CAPITA:
 Gross Debt 75.92
 Net Debt 73.94
 Debt Service 30.64
 Total Tax Levy 400.17
 Municipal Expenditures 447.13

PER CENT:
 Gross Debt 4.5
 Net Debt 4.3
 Tax Levy Collected 83.35
 Tax Levy Cancelled, Abated or Adjusted

EXPENDITURES		REVENUES-REALIZED		1992 PROPERTY TAX	
GENERAL GOVERNMENT		1992 Property Taxes Collected 894,852.33		STATE EQUALIZED TAX RATE 1.17	
Governing Body & Public Boards		1992 Payments in Lieu of Taxes		Local District School Taxes	599,067.00
Municipal Clerk		Delinquent Tax & Lien Collections	184,851.70	Regional & Consolidated School Tax	
Financial Administration	27,773.50	Business Personalty Replacement Taxes	24,098.76	School Taxes in Municipal Budget	
Assessment of Taxes	10,820.62	Taxes from Public Utilities	81,956.00	County Taxes	.39 *
Collection of Taxes	37,779.04	Other Miscellaneous Tax Revenues		County Library Taxes	.02
Planning, Housing & Development	12,945.28	State Aid Revenues	291,759.61	Local Municipal Purpose Taxes	.51
Human Resources	10,844.00	Federal Aid Revenues		Veteran & Senior Citizen Taxes	
Elections	1,700.00	State and Local Fiscal Assistance Act Utilized		Total Taxes for Rate Computation	2.09
General Administration (other)	211,892.33	Sale of Acquired Property		Special District Taxes	
JUDICIARY		Other Miscellaneous Revenues	410,192.52	Bank Corp. Taxes	
Municipal Courts	16,780.40	Total	1,887,710.92	Added and Omitted Taxes	4,633.02
PUBLIC SAFETY		Prior Years Surplus Appropriated	287,000.00	Total Taxes Levied - ABSTRACT	1,071,665.66
Fire Protection	44,554.49	REVENUES TOTAL	2,174,710.92	Total Taxes Billed	1,073,652.08
Police Protection	46,826.06	Reserve For Uncollected Taxes	194,592.17	1992 TAXES COLLECTED	894,852.33
Civil Defense & Disaster Control	2,990.69	CAPITAL OUTLAY TOTAL 35,016.00		1992 Taxes Cancelled, Abated or Adjusted	
Environmental Inspection & Control	5,000.00	Public Enterprises		Transfer to Tax Title Liens or Foreclosed	26,217.02
Other Public Safety		Recreation-Culture		Balance Outstanding Dec. 31, 1992	152,582.73
PUBLIC WORKS		Public Works		PRIOR YEARS TAXES OUTSTANDING	
Streets and Drainage	106,109.91	Buildings and Grounds	35,016.00	Balance January 1, 1992	165,311.50
Sewers and Sewage Processing	14,956.03	Library and Education		Collected in 1992	142,699.20
Garbage and Trash Disposal	92,453.74	Conservation		Cancelled, Abated or Adjusted 1992	1,144.90
Public Buildings and Grounds	58,251.11	All Other		Transfers to Tax Title Liens or Foreclosed	12,192.77
Other Public Works		CAPITAL DEBT AUTHORIZED, DECEMBER 31, 1992		Balance December 31, 1992	9,274.63
HEALTH and WELFARE		ISSUED AND UNISSUED GROSS DEBT NET DEBT		TAX TITLE LIENS OUTSTANDING	
Health Services Except Environmental	1,000.00	School	8,000	Balance January 1, 1992	92,358.98
Welfare-Public Assistance	4,342.50	Self-Liquidating		Transfer From Taxes	39,985.50
Hospital, Clinics, First Aid		Other	198,000	Redeemed in 1992	42,152.50
Animal, Insect, & Rodent Control	7,462.07	Total	206,000	Cancelled, Abated or Adjusted (1992)	622.75
Other Welfare Services		ISSUED AND OUTSTANDING		Transfers to Foreclosed Property	
RECREATION and CONSERVATION		School	8,000.00	Balance December 31, 1992	89,569.23
Beaches and Boardwalks		Self-Liquidating		PROPERTY ACQUIRED BY DEED OR FORECLOSURE	
Parks, Playgrounds, Shade Trees	16,831.87	Other	198,000.00	Balance January 1, 1992	124,200.00
Land Reclamation & Conservation		Total	206,000.00	Transfers From Taxes or Liens	
Other Recreational Services	50.00	EQUALIZED VALUATION BASIS FOR NET DEBT COMPUTATION 46,247,826		Sale for Cash (1992)	
EDUCATION (excluding schools)		REAL PROPERTY VALUATIONS		Cancelled, Abated or Adjusted (1992)	
Libraries		Code	Class	# of Parcels	% VAL'N
Other Educational Services		1	Vacant Land	223	5.18
STATUTORY EXPENDITURES		2	Residential	472	54.31
Pensions & F. L. C. A.	16,402.85	3	Farm	47	4.07
Employee Fringe Benefits	50,758.90	4a	Commercial	363	29.72
Other Statutory Expenditures	2,200.00	4b	Industrial	7	3.27
CETA And Other Public Employment Programs		4c	Apartments	2	3.45
MUNICIPAL FUNCTIONS TOTAL	800,775.39	Total	1114		35,341,200.00
CAPITAL IMPROVEMENTS *MEMO*	25,000.00	Land Area	8.00	Sq. Miles	
DEBT SERVICE		Net Valuation Taxable-Municipal	36,990,279		
Principal Payments	66,000.00	Net Valuation Taxable-County	49,434,569		
Interest Payments	16,057.00	State Equalized Valuation	50,550,698		
DEFERRED CHARGES		State Equalization Ratio	72.27		
SCHOOL, COUNTY, SPECIAL DISTRICT TAXES	119,996.39	CURRENT FINANCES DECEMBER 31, 1992		ASSETS	
RESERVE FOR UNCOLLECTED TAXES	808,495.32	Cash Dec. 31, 1992		644,556.70	
EXPENDITURES TOTAL	2,005,916.27	Taxes Receivable		161,857.36	
		Tax Title Liens		89,569.23	
		Foreclosed Property		124,200.00	
		Emergencies & Other Deferred Charges		110,301.37	
		State and Federal Aid Receivable		3,768.89	
		Other Receivables		528,148.63	
		Total		1,662,402.18	
		LIABILITIES, RESERVES, AND SURPLUS			
		Cash Liabilities		214,273.97	
		Reserves for Receivables		903,775.22	
		Surplus Dec. 31, 1992		544,352.99	
		Total		1,662,402.18	

1225

Population: 1980 90,074
 Population 1990 93,086
 S & P Rating
 Moody Rating A1

General Tax Rate Per \$100. 3.73
 State Equalized Tax Rate 2.12

WOODBIDGE TWP. - MIDDLESEX COUNTY
 Form of Government:
Mayor-Council Plan F (OMCL 50)
 Number of Members on Governing Body - 9

PER CAPITA:
 Gross Debt 1,571.70
 Net Debt 1,115.17
 Debt Service 86.42
 Total Tax Levy 1,371.76
 Municipal Expenditures 688.65

PER CENT:
 Gross Debt 2.42
 Net Debt 1.72
 Tax Levy Collected 96.04
 Tax Levy Cancelled, Abated or Adjusted .75

EXPENDITURES		REVENUES-REALIZED		1992 PROPERTY TAX	
GENERAL GOVERNMENT				STATE EQUALIZED TAX RATE	
Governing Body & Public Boards	249,514.00	1992 Property Taxes Collected	126,713,202.00	Local District School Taxes	1.32 77,391,761.50
Municipal Clerk	282,861.00	1992 Payments in Lieu of Taxes	50,000.00	Regional & Consolidated School Tax	
Financial Administration	613,891.00	Delinquent Tax & Lien Collections	3,900,000.00	School Taxes in Municipal Budget	
Assessment of Taxes	1,953,724.00	Business Personalty Replacement Taxes	2,407,549.00	County Taxes	.44 26,017,604.20
Collection of Taxes	211,273.00	Taxes from Public Utilities	17,277,230.00	County Library Taxes	
Planning, Housing & Development	528,142.00	Other Miscellaneous Tax Revenues	293,000.00	Local Municipal Purpose Taxes	.36 20,926,856.82
Human Resources	1,759,836.00	State Aid Revenues	9,240,346.00	Veteran & Senior Citizen Taxes	1,218,350.00
Elections		Federal Aid Revenues		Total Taxes for Rate Computation	2.12 125,554,572.52
General Administration (other)	5,068,914.00	State and Local Fiscal Assistance Act Utilized		Special District Taxes	3,355,139.36
JUDICIARY		Sale of Acquired Property		Bank Corp. Taxes	
Municipal Courts	787,126.00	Other Miscellaneous Revenues	3,832,364.00	Added and Omitted Taxes	
PUBLIC SAFETY		Total	163,713,691.00	Total Taxes Levied - ABSTRACT	127,691,361.88
Fire Protection		Prior Years Surplus Appropriated	2,120,000.00	Total Taxes Billed	131,940,472.00
Police Protection	10,925,668.00	REVENUES TOTAL	165,833,691.00	1992 TAXES COLLECTED	126,713,202.00
Civil Defense & Disaster Control	39,205.00	Reserve For Uncollected Taxes	5,241,092.89	1992 Taxes Cancelled, Abated or Adjusted	993,047.00
Environmental Inspection & Control	372,846.00	CAPITAL OUTLAY TOTAL	5,160,407.68	Transfer to Tax Title Liens or Foreclosed	246,353.00
Other Public Safety	1,300.00	Public Enterprises	2,348,636.68	Balance Outstanding Dec. 31, 1992	3,987,870.00
PUBLIC WORKS		Recreation-Culture	50,942.00	PRIOR YEARS TAXES OUTSTANDING	
Streets and Drainage	3,703,399.00	Public Works	1,594,862.00	Balance January 1, 1992	4,679,124.73
Sewers and Sewage Processing		Buildings and Grounds	1,165,967.00	Collected in 1992	2,488,676.18
Garbage and Trash Disposal	6,727,395.00	Library and Education		Cancelled, Abated or Adjusted 1992	
Public Buildings and Grounds	483,497.00	Conservation		Transfers to Tax Title Liens or Foreclosed	
Other Public Works	290,647.00	All Other		Balance December 31, 1992	2,190,448.55
HEALTH and WELFARE		CAPITAL DEBT AUTHORIZED, DECEMBER 31, 1992		TAX TITLE LIENS OUTSTANDING	
Health Services Except Environmental	411,034.00	ISSUED AND UNISSUED		Balance January 1, 1992	1,896,990.00
Welfare-Public Assistance	81,087.00	School	7,478,635	Transfer From Taxes	
Hospital, Clinics, First Aid		Self-Liquidating	35,017,567	Redeemed in 1992	2,160.78
Animal, Insect, & Rodent Control	143,512.00	Other	103,806,739	Cancelled, Abated or Adjusted (1992)	
Other Welfare Services		Total	146,302,942	Transfers to Foreclosed Property	
RECREATION and CONSERVATION		ISSUED AND OUTSTANDING		Balance December 31, 1992	1,894,829.22
Beaches and Boardwalks		School		PROPERTY ACQUIRED BY DEED OR FORECLOSURE	
Parks, Playgrounds, Shade Trees	1,825,279.00	Self-Liquidating	22,825,000.00	Balance January 1, 1992	1,558,141.45
Land Reclamation & Conservation	958,320.00	Other	76,300,000.00	Transfers From Taxes or Liens	
Other Recreational Services	175,283.00	Total	99,125,000.00	Sale for Cash (1992)	
EDUCATION (excluding schools)		EQUALIZED VALUATION BASIS FOR NET DEBT COMPUTATION	6,035,386.744	Cancelled, Abated or Adjusted (1992)	
Libraries	4,053,000.00	REAL PROPERTY VALUATIONS		Balance December 31, 1992	1,558,141.45
Other Educational Services	96,065.00	Code Class # of Parcels % VAL'N		CURRENT FINANCES DECEMBER 31, 1992	
STATUTORY EXPENDITURES		ASSESSED VALUATION		ASSETS	
Pensions & F. I. C. A.	2,604,800.00	1 Vacant Land 1562 2.09	69,302,000.00	Cash Dec. 31, 1992	16,135,113.98
Employee Fringe Benefits	6,300,000.00	2 Residential 25848 55.75	1,847,854,300.00	Taxes Receivable	6,178,318.55
Other Statutory Expenditures	90,000.00	3 Farm		Tax Title Liens	1,894,829.22
CETA And Other Public Employment Programs		4a Commercial 1082 22.82	756,168,400.00	Foreclosed Property	1,558,141.45
MUNICIPAL FUNCTIONS TOTAL	50,737,618.00	4b Industrial 175 14.29	473,712,800.00	Emergencies & Other Deferred Charges	34,067,326.50
CAPITAL IMPROVEMENTS *MEMO*	265,833.75	4c Apartments 61 5.05	167,306,600.00	State and Federal Aid Receivable	129,879.46
DEBT SERVICE		Total 28728	3,314,344,100.00	Other Receivables	295,157.79
Principal Payments	4,115,218.32	Land Area 23.10 Sq. Miles		Total	60,258,766.95
Interest Payments	3,928,008.95	Net Valuation Taxable-Municipal	3,335,169,236	LIABILITIES, RESERVES, AND SURPLUS	
DEFERRED CHARGES	80,299.07	Net Valuation Taxable-County	6,252,977,474	Cash Liabilities	46,213,277.05
SCHOOL COUNTY, SPECIAL DISTRICT TAXES	106,764,505.06	State Equalized Valuation	5,843,718,911	Reserves for Receivables	9,070,511.75
RESERVE FOR UNCOLLECTED TAXES	5,241,092.89	State Equalization Ratio	55.92	Surplus Dec. 31, 1992	4,974,978.15
EXPENDITURES TOTAL	170,867,742.29			Total	60,258,766.95

Population 1980 10,353
 Population 1990 10,904
 S & P Rating
 Moody Rating AAA

General Tax Rate Per \$100. 4.57
 State Equalized Tax Rate 2.63

WOODBURY CITY - GLOUCESTER COUNTY
 Form of Government:
 Special Charter (P.L. 1870 c. 271)
 Number of Members on Governing Body - 9

PER CAPITA:
 Gross Debt 335.30
 Net Debt 204.39
 Debt Service 52.95
 Total Tax Levy 923.13
 Municipal Expenditures 605.83

PER CENT:
 Gross Debt .99
 Net Debt .60
 Tax Levy Collected 94.08
 Tax Levy Cancelled, Abated or Adjusted .77

EXPENDITURES		REVENUES-REALIZED		1992 PROPERTY TAX	
GENERAL GOVERNMENT		REVENUES-REALIZED		1992 PROPERTY TAX	
Governing Body & Public Boards	10,700.00	1992 Property Taxes Collected	9,470,769.94	STATE EQUALIZED TAX RATE	
Municipal Clerk	74,700.00	1992 Payments in Lieu of Taxes		Local District School Taxes	1.75
Financial Administration	34,800.00	Delinquent Tax & Lien Collections	431,950.53	Regional & Consolidated School Tax	
Assessment of Taxes	252,000.00	Business Personalty Replacement Taxes	161,160.20	School Taxes in Municipal Budget	
Collection of Taxes	29,700.00	Taxes from Public Utilities	707,898.00	County Taxes	.54
Planning, Housing & Development	32,250.00	Other Miscellaneous Tax Revenues		County Library Taxes	
Human Resources	179,422.00	State Aid Revenues	1,114,258.21	Local Municipal Purpose Taxes	.84
Elections	4,800.00	Federal Aid Revenues		Veteran & Senior Citizen Taxes	
General Administration (other)	500,800.00	State and Local Fiscal Assistance Act Utilized		Total Taxes for Rate Computation	2.63
JUDICIARY		Sale of Acquired Property		Special District Taxes	
Municipal Courts	126,000.00	Other Miscellaneous Revenues	847,991.63	Bank Corp. Taxes	
PUBLIC SAFETY		Total	12,734,028.51	Added and Omitted Taxes	
Fire Protection	290,482.50	Prior Years Surplus Appropriated	188,968.18	Total Taxes Levied - ABSTRACT	17,386.86
Police Protection	1,340,657.94	REVENUES TOTAL	12,922,996.69	Total Taxes Billed	10,065,829.76
Civil Defense & Disaster Control	6,625.00	Reserve For Uncollected Taxes	579,819.45	1992 TAXES COLLECTED	10,066,377.77
Environmental Inspection & Control	132,600.00	CAPITAL OUTLAY	TOTAL	1992 Taxes Cancelled, Abated or Adjusted	9,470,769.94
Other Public Safety		Public Enterprises	1,062,861.59	Transfer to Tax Title Liens or Foreclosed	77,292.41
PUBLIC WORKS		Recreation--Culture	465,954.95	Balance Outstanding Dec. 31, 1992	73,071.86
Streets and Drainage	596,350.00	Public Works	22,790.34	PRIOR YEARS TAXES OUTSTANDING	445,243.56
Sewers and Sewage Processing	471,000.00	Buildings and Grounds	550,666.80	Balance January 1, 1992	387,772.26
Garbage and Trash Disposal	197,200.00	Library and Education	23,449.50	Collected in 1992	375,115.05
Public Buildings and Grounds	94,200.00	Conservation		Cancelled, Abated or Adjusted 1992	809.37
Other Public Works	34,501.14	All Other		Transfers to Tax Title Liens or Foreclosed	4,075.47
HEALTH and WELFARE		CAPITAL DEBT AUTHORIZED, DECEMBER 31, 1992		Balance December 31, 1992	7,772.37
Health Services Except Environmental	2,600.00	ISSUED AND UNISSUED		TAX TITLE LIENS OUTSTANDING	
Welfare-Public Assistance	18,450.00	School		Balance January 1, 1992	255,205.64
Hospital, Clinics, First Aid		Self-Liquidating	1,427,500	Transfer From Taxes	77,901.07
Animal, Insect, & Rodent Control		Other	2,228,650	Redeemed in 1992	56,835.48
Other Welfare Services		Total	3,656,150	Cancelled, Abated or Adjusted (1992)	
RECREATION and CONSERVATION		ISSUED AND OUTSTANDING		Transfers to Foreclosed Property	
Beaches and Boardwalks		School		Balance December 31, 1992	276,271.23
Parks, Playgrounds, Shode Trees	130,650.00	Self-Liquidating	925,500.00	PROPERTY ACQUIRED BY DEED OR FORECLOSURE	
Land Reclamation & Conservation		Other	1,521,650.00	Balance January 1, 1992	49,805.00
Other Recreational Services	23,800.00	Total	2,447,150.00	Transfers From Taxes or Liens	
EDUCATION (excluding schools)		EQUALIZED VALUATION BASIS		Sale for Cash (1992)	
Libraries	130,000.00	FOR NET DEBT COMPUTATION	370,683,235	Cancelled, Abated or Adjusted (1992)	
Other Educational Services		REAL PROPERTY VALUATIONS		Balance December 31, 1992	49,805.00
STATUTORY EXPENDITURES		Code Class # of Parcels % VAL'N	ASSESSED VALUATION	CURRENT FINANCES DECEMBER 31, 1992	
Pensions & F. I. C. A.	332,238.37	1 Vacant Land 244 1.30	2,782,800.00	ASSETS	
Employee Fringe Benefits	390,000.00	2 Residential 2958 70.47	151,181,400.00	Cash Dec. 31, 1992	
Other Statutory Expenditures		3 Farm		Taxes Receivable	1,767,587.40
CETA And Other Public Employment Programs		4a Commercial 252 24.26	52,047,400.00	Tax Title Liens	453,015.93
MUNICIPAL FUNCTIONS		4b Industrial 5 .82	1,750,600.00	Foreclosed Property	276,271.23
CAPITAL IMPROVEMENTS		4c Apartments 13 3.15	6,758,800.00	Emergencies & Other Deferred Charges	49,805.00
DEBT SERVICE		Total 3477	214,521,000.00	State and Federal Aid Receivable	195,000.00
Principal Payments	468,500.00	Land Area 2.13 Sq. Miles		Other Receivables	
Interest Payments	103,900.27	Net Valuation Taxable-Municipal	219,890,392	Total	427,685.89
DEFERRED CHARGES		Net Valuation Taxable-County	394,526,700	LIABILITIES, RESERVES, AND SURPLUS	
SCHOOL, COUNTY, SPECIAL DISTRICT TAXES	12,259.41	State Equalized Valuation	378,190,039	Cash Liabilities	780,055.22
RESERVE FOR UNCOLLECTED TAXES	6,834,785.36	State Equalization Ratio	57.54	Reserves for Receivables	1,205,778.05
EXPENDITURES				Surplus Dec. 31, 1992	1,182,532.18
TOTAL	13,440,790.44			Total	3,169,365.45

0923

Population 1980 3,460
 Population 1990 3,392
 S & P Rating
 Moody Rating

General Tax Rate Per \$100. 2.33
 State Equalized Tax Rate 2.40

WOODBURY HGTS. BORO. - GLOU. CO.
 Form of Government:
Borough Council
 Number of Members on Governing Body - 6

PER CAPITA:
 Grass Debt 518.96
 Net Debt 334.81
 Debt Service 50.32
 Total Tax Levy 1,063.33
 Municipal Expenditures 553.92

PER CENT:
 Gross Debt 1.23
 Net Debt .79
 Tax Levy Collected 95.14
 Tax Levy Cancelled, Abated or Adjusted .23

EXPENDITURES	REVENUES-REALIZED	1992 PROPERTY TAX	
GENERAL GOVERNMENT		STATE EQUALIZED TAX RATE	
Governing Body & Public Boards		Local District School Taxes .58	867,266.00
Municipal Clerk		Regional & Consolidated School Tax .65	975,710.08
Financial Administration 33,775.00	1992 Property Taxes Collected 3,433,219.01	School Taxes in Municipal Budget	
Assessment of Taxes 14,925.00	1992 Payments in Lieu of Taxes	County Taxes .61	907,364.07
Collection of Taxes 15,350.00	Delinquent Tax & Lien Collections 193,265.58	County Library Taxes .03	37,921.32
Planning, Housing & Development 9,600.00	Business Personality Replacement Taxes 41,968.00	Local Municipal Purpose Taxes .53	796,957.16
Human Resources 37,431.00	Taxes from Public Utilities 193,655.00	Veteran & Senior Citizen Taxes	29,550.00
Elections 1,850.00	Other Miscellaneous Tax Revenues	Total Taxes for Rate Computation 2.40	3,614,766.63
General Administration (other) 253,375.00	State Aid Revenues 275,921.44	Special District Taxes	
JUDICIARY	Federal Aid Revenues	Bank Corp. Taxes	21,603.23
Municipal Courts 33,075.00	State and Local Fiscal Assistance Act Utilized	Added and Omitted Taxes	
PUBLIC SAFETY	Sale of Acquired Property	Total Taxes Levied - ABSTRACT	3,606,819.86
Fire Protection 36,724.70	Other Miscellaneous Revenues 241,091.55	Total Taxes Billed	3,608,757.93
Police Protection 343,963.73	Total 4,379,120.58	1992 TAXES COLLECTED	3,433,219.01
Civil Defense & Disaster Control 1,500.00	Prior Years Surplus Appropriated 211,000.00	1992 Taxes Cancelled, Abated or Adjusted	8,174.84
Environmental Inspection & Control 16,625.00	REVENUES TOTAL 4,590,120.58	Transfer to Tax Title Liens or Foreclosed	4,462.91
Other Public Safety	Reserve For Uncollected Taxes 235,000.00	Balance Outstanding Dec. 31, 1992	162,901.17
PUBLIC WORKS	CAPITAL OUTLAY TOTAL 324,766.40	PRIOR YEARS TAXES OUTSTANDING	
Streets and Drainage 221,775.00	Public Enterprises 113,215.90	Balance January 1, 1992	202,115.91
Sewers and Sewage Processing	Recreation-Culture	Collected in 1992	193,265.58
Garbage and Trash Disposal 195,000.00	Public Works 164,050.58	Cancelled, Abated or Adjusted 1992	2.18
Public Buildings and Grounds 26,400.00	Buildings and Grounds 47,477.92	Transfers to Tax Title Liens or Foreclosed	4,273.67
Other Public Works 17,500.00	Library and Education	Balance December 31, 1992	4,574.48
HEALTH and WELFARE	Conservation	TAX TITLE LIENS OUTSTANDING	
Health Services Except Environmental 350.00	All Other	Balance January 1, 1992	
Welfare-Public Assistance 3,250.00	CAPITAL DEBT AUTHORIZED, DECEMBER 31, 1992	Transfer From Taxes	9,640.67
Hospital, Clinics, First Aid	ISSUED AND UNISSUED GROSS DEBT NET DEBT	Redeemed in 1992	
Animal, Insect, & Rodent Control 25.00	School 171,635	Cancelled, Abated or Adjusted (1992)	
Other Welfare Services	Self-Liquidating 453,000	Transfers to Foreclosed Property	
RECREATION and CONSERVATION	Other 1,135,677	Balance December 31, 1992	9,640.67
Beaches and Boardwalks	Total 1,760,312	PROPERTY ACQUIRED BY DEED OR FORECLOSURE	
Parks, Playgrounds, Shade Trees 2,625.00	ISSUED AND OUTSTANDING	Balance January 1, 1992	114,785.00
Land Reclamation & Conservation	School 171,635.27	Transfers From Taxes or Liens	
Other Recreational Services 13,800.00	Self-Liquidating 453,000.00	Sale for Cash (1992)	
EDUCATION (excluding schools)	Other 898,177.16	Cancelled, Abated or Adjusted (1992)	
Libraries	Total 1,522,812.43	Balance December 31, 1992	114,785.00
Other Educational Services	EQUALIZED VALUATION BASIS FOR NET DEBT COMPUTATION 143,520,446	CURRENT FINANCES DECEMBER 31, 1992 ASSETS	
STATUTORY EXPENDITURES	REAL PROPERTY VALUATIONS	Cash Dec. 31, 1992	576,762.01
Pensions & F. L. C. A. 78,690.00	Code Class # of Parcels % VAL'N	Taxes Receivable	167,475.65
Employee Fringe Benefits 96,500.00	1 Vacant Land 159 1.91	Tax Title Liens	9,640.67
Other Statutory Expenditures	2 Residential 1042 74.24	Foreclosed Property	114,785.00
CETA And Other Public Employment Programs	3 Farm	Emergencies & Other Deferred Charges	11,000.00
MUNICIPAL FUNCTIONS TOTAL 1,453,109.43	4a Commercial 92 18.76	State and Federal Aid Receivable	
CAPITAL IMPROVEMENTS *MEMO* 25,000.00	4b Industrial 7 4.82	Other Receivables	66,661.99
DEBT SERVICE	4c Apartments 3 .27	Total	946,325.32
Principal Payments 116,883.00	Total 1303	LIABILITIES, RESERVES, AND SURPLUS	
Interest Payments 53,781.68	Land Area 1.23 Sq. Miles	Cash Liabilities	273,756.70
DEFERRED CHARGES 20,120.00	Net Valuation Taxable-Municipal 126,754,583	Reserves for Receivables	358,563.31
SCHOOL, COUNTY, SPECIAL DISTRICT TAXES 2,788,259.47	Net Valuation Taxable-County 145,667,445	Surplus Dec. 31, 1992	314,005.31
RESERVE FOR UNCOLLECTED TAXES 235,000.00	State Equalized Valuation 149,170,489	Total	946,325.32
EXPENDITURES TOTAL 4,667,159.58	State Equalization Ratio 84.86		

0268

Population 1980 5,646
 Population 1990 5,303
 S & P Rating AA+
 Moody Rating A

General Tax Rate Per \$100. 1.82
 State Equalized Tax Rate 1.63

WOODCLIFF LAKE BORO. - BERGEN CO.
 Form of Government:
Borough Council
 Number of Members on Governing Body - 6

PER CAPITA:
 Gross Debt 852.47
 Net Debt 833.04
 Debt Service 119.80
 Total Tax Levy 2,898.83
 Municipal Expenditures 1,107.93

PER CENT:
 Gross Debt .48
 Net Debt .47
 Tax Levy Collected 95.73
 Tax Levy Cancelled, Abated or Adjusted 1.06

EXPENDITURES		REVENUES-REALIZED		1992 PROPERTY TAX		
GENERAL GOVERNMENT		REVENUES-REALIZED		STATE EQUALIZED TAX RATE		
Governing Body & Public Boards		1992 Property Taxes Collected	14,793,731.16	Local District School Taxes	56 5,336,747.00	
Municipal Clerk		1992 Payments in Lieu of Taxes		Regional & Consolidated School Tax	36 3,437,929.63	
Financial Administration	93,616.24	Delinquent Tax & Lien Collections	357,428.51	School Taxes in Municipal Budget		
Assessment of Taxes	33,271.92	Business Personality Replacement Taxes	47,800.60	County Taxes	25 2,398,154.81	
Collection of Taxes	35,362.00	Taxes from Public Utilities	470,160.00	County Library Taxes		
Planning, Housing & Development	98,952.00	Other Miscellaneous Tax Revenues		Local Municipal Purpose Taxes	44 4,184,892.34	
Human Resources	43,929.00	State Aid Revenues	320,855.72	Veteran & Senior Citizen Taxes		
Elections	1,600.00	Federal Aid Revenues		Total Taxes for Rate Computation	1.61 15,379,573.78	
General Administration (other)	845,176.35	State and Local Fiscal Assistance Act Utilized		Special District Taxes		
JUDICIARY		Sale of Acquired Property		Bank Corp. Taxes		
Municipal Courts	70,115.58	Other Miscellaneous Revenues	701,587.89	Added and Omitted Taxes	14,752.79	
PUBLIC SAFETY		Total	16,691,563.88	Total Taxes Levied - ABSTRACT	15,372,476.57	
Fire Protection	120,473.00	Prior Years Surplus Appropriated	310,000.00	Total Taxes Billed	15,453,065.17	
Police Protection	1,232,673.47	REVENUES TOTAL	17,001,563.88	1992 TAXES COLLECTED	14,793,731.16	
Civil Defense & Disaster Control		Reserve For Uncollected Taxes	609,989.05	1992 Taxes Cancelled, Abated or Adjusted	164,488.58	
Environmental Inspection & Control	43,913.63	CAPITAL OUTLAY	TOTAL	Transfer to Tax Title Liens or Foreclosed		
Other Public Safety			1,287.00	Balance Outstanding Dec. 31, 1992	494,345.43	
PUBLIC WORKS		Public Enterprises		PRIOR YEARS TAXES OUTSTANDING		
Streets and Drainage	551,687.15	Recreation-Culture		Balance January 1, 1992	357,428.51	
Sewers and Sewage Processing	529,356.25	Public Works		Collected in 1992	357,428.51	
Garbage and Trash Disposal	436,886.35	Buildings and Grounds	1,287.00	Cancelled, Abated or Adjusted 1992		
Public Buildings and Grounds	125,576.24	Library and Education		Transfers to Tax Title Liens or Foreclosed		
Other Public Works	5,000.00	Conservation		Balance December 31, 1992		
HEALTH and WELFARE		All Other		TAX TITLE LIENS OUTSTANDING		
Health Services Except Environmental	19,437.43	CAPITAL DEBT AUTHORIZED, DECEMBER 31, 1992		Balance January 1, 1992		
Welfare-Public Assistance	2,158.00	ISSUED AND UNISSUED	GROSS DEBT	Transfer From Taxes		
Hospital, Clinics, First Aid		School	103,065	Redeemed in 1992		
Animal, Insect, & Rodent Control		Self-Liquidating		Cancelled, Abated or Adjusted (1992)		
Other Welfare Services		Other	4,417,600	Transfers to Foreclosed Property		
RECREATION and CONSERVATION		Total	4,520,665	Balance December 31, 1992		
Beaches and Boardwalks		ISSUED AND OUTSTANDING		PROPERTY ACQUIRED BY DEED OR FORECLOSURE		
Parks, Playgrounds, Shade Trees	64,209.00	School	103,065.50	Balance January 1, 1992		
Land Reclamation & Conservation	52,696.11	Self-Liquidating		Transfers From Taxes or Liens		
Other Recreational Services	75,175.00	Other	4,416,600.00	Sale for Cash (1992)		
EDUCATION (excluding schools)		Total	4,519,665.50	Cancelled, Abated or Adjusted (1992)		
Libraries	44,000.00	EQUALIZED VALUATION BASIS		Balance December 31, 1992		
Other Educational Services		FOR NET DEBT COMPUTATION	932,432,902	CURRENT FINANCES DECEMBER 31, 1992		
STATUTORY EXPENDITURES		REAL PROPERTY VALUATIONS		ASSETS		
Pensions & F. I. C. A.	81,836.58	Code	Class	# of Parcels	% VAL'N	ASSESSED VALUATION
Employee Fringe Benefits		1	Vacant Land	111	2.94	24,050,900.00
Other Statutory Expenditures		2	Residential	1687	67.94	575,286,000.00
CETA And Other Public Employment Programs		3	Farm	20	.37	3,172,400.00
MUNICIPAL FUNCTIONS		4a	Commercial	45	28.85	244,305,900.00
CAPITAL IMPROVEMENTS	4,608,101.30	4b	Industrial			
DEBT SERVICE		4c	Apartments			
Principal Payments	400,900.00	Total	1853			946,815,200.00
Interest Payments	234,337.70	Land Area	3.75	Sq. Miles		848,258,922
DEFERRED CHARGES	22,000.00	Net Valuation Taxable-Municipal				930,013,239
SCHOOL, COUNTY, SPECIAL DISTRICT TAXES	11,172,831.44	Net Valuation Taxable-County				948,240,631
RESERVE FOR UNCOLLECTED TAXES	609,989.05	State Equalized Valuation				89.44
EXPENDITURES	TOTAL	State Equalization Ratio				
	17,048,209.49					

0339

Population 1980 2,285
 Population 1990 2,063
 S & P Rating
 Moody Rating

General Tax Rate Per \$100. 2.25
 State Equalized Tax Rate 2.09

WOODLAND TWP. - BURLINGTON CO.
 Form of Government:
 Township Committee
 Number of Members on Governing Body - 3

PER CAPITA:
 Gross Debt 459.15
 Net Debt 397.59
 Debt Service 35.51
 Total Tax Levy 725.72
 Municipal Expenditures 473.00

PER CENT:
 Gross Debt 1.37
 Net Debt 1.19
 Tax Levy Collected 89.05
 Tax Levy Cancelled, Abated or Adjusted 2.69

EXPENDITURES		REVENUES-REALIZED		1992 PROPERTY TAX	
GENERAL GOVERNMENT		REVENUES-REALIZED		STATE EQUALIZED TAX RATE	
Governing Body & Public Boards		1992 Property Taxes Collected	1,335,140.00	Local District School Taxes	1.34 954,812.00
Municipal Clerk		1992 Payments in Lieu of Taxes		Regional & Consolidated School Tax	
Financial Administration	40,133.00	Delinquent Tax & Lien Collections	73,952.00	School Taxes in Municipal Budget	
Assessment of Taxes	27,038.00	Business Personalty Replacement Taxes	6,643.00	County Taxes	.54 384,145.24
Collection of Taxes	38,840.00	Taxes from Public Utilities	95,239.00	County Library Taxes	.03 23,509.23
Planning, Housing & Development	62,129.00	Other Miscellaneous Tax Revenues		Local Municipal Purpose Taxes	.17 122,498.00
Human Resources	5,535.00	State Aid Revenues	189,345.00	Veteran & Senior Citizen Taxes	
Elections		Federal Aid Revenues		Total Taxes for Rate Computation	2.08 1,493,864.47
General Administration (other)	198,601.00	Federal Aid Revenues		Special District Taxes	
JUDICIARY		State and Local Fiscal Assistance Act Utilized		Bank Corp. Taxes	
Municipal Courts	40,617.00	Sale of Acquired Property		Added and Omitted Taxes	14,249.00
PUBLIC SAFETY		Other Miscellaneous Revenues	106,164.00	Total Taxes Levied - ABSTRACT	1,499,213.47
Fire Protection	26,573.00	Total	1,806,483.00	Total Taxes Billed	1,499,240.00
Police Protection	14,000.00	Prior Years Surplus Appropriated	345,105.00	1992 TAXES COLLECTED	1,335,140.00
Civil Defense & Disaster Control	2,000.00	REVENUES TOTAL	2,151,588.00	1992 Taxes Cancelled, Abated or Adjusted	40,273.00
Environmental Inspection & Control	13,771.00	Reserve For Uncollected Taxes	190,125.00	Transfer to Tax Title Liens or Foreclosed	51,128.00
Other Public Safety		CAPITAL OUTLAY TOTAL	516,842.00	Balance Outstanding Dec. 31, 1992	72,699.00
PUBLIC WORKS		Public Enterprises		PRIOR YEARS TAXES OUTSTANDING	
Streets and Drainage	83,144.00	Recreation-Culture		Balance January 1, 1992	79,801.00
Sewers and Sewage Processing		Public Works	189,987.00	Collected in 1992	70,322.00
Gorbage and Trash Disposal	88,456.00	Buildings and Grounds	326,855.00	Cancelled, Abated or Adjusted 1992	3,525.00
Public Buildings and Grounds	6,179.00	Library and Education		Transfers to Tax Title Liens or Foreclosed	3,545.00
Other Public Works		Conservation		Balance December 31, 1992	2,409.00
HEALTH and WELFARE		All Other		TAX TITLE LIENS OUTSTANDING	
Health Services Except Environmental	3,737.00	CAPITAL DEBT AUTHORIZED, DECEMBER 31, 1992		Balance January 1, 1992	495,342.00
Welfare-Public Assistance	3,452.00	ISSUED AND UNISSUED		Transfer From Taxes	56,834.00
Hospital, Clinics, First Aid		School	127,000	Redeemed in 1992	3,630.00
Animal, Insect, & Rodent Control	7,912.00	Self-Liquidating		Cancelled, Abated or Adjusted (1992)	
Other Welfare Services		Other	820,218	Transfers to Foreclosed Property	
RECREATION and CONSERVATION		Total	947,218	Balance December 31, 1992	538,546.00
Beaches and Boardwalks		ISSUED AND OUTSTANDING		PROPERTY ACQUIRED BY DEED OR FORECLOSURE	
Parks, Playgrounds, Shade Trees	6,300.00	School	127,000.00	Balance January 1, 1992	33,600.00
Land Reclamation & Conservation	5,010.00	Self-Liquidating		Transfers From Taxes or Liens	
Other Recreational Services		Other	497,500.00	Sale for Cash (1992)	
EDUCATION (excluding schools)		Total	624,500.00	Cancelled, Abated or Adjusted (1992)	
Libraries		EQUALIZED VALUATION BASIS		Balance December 31, 1992	33,600.00
Other Educational Services		FOR NET DEBT COMPUTATION	69,086,352	CURRENT FINANCES DECEMBER 31, 1992	
STATUTORY EXPENDITURES		REAL PROPERTY VALUATIONS		ASSETS	
Pensions & F. I. C. A.	25,000.00	Code Class # of Parcels % VAL'N	ASSESSED VALUATION	Cash Dec. 31, 1992	787,464.00
Employee Fringe Benefits	14,000.00	1 Vacant Land 2996 13.65	8,883,630.00	Taxes Receivable	75,108.00
Other Statutory Expenditures		2 Residential 432 56.98	37,092,800.00	Tax Title Liens	538,546.00
CETA And Other Public Employment Programs		3 Farm 281 6.89	4,488,400.00	Foreclosed Property	33,600.00
MUNICIPAL FUNCTIONS TOTAL	712,427.00	4a Commercial 24 4.22	2,744,600.00	Emergencies & Other Deferred Charges	45,000.00
CAPITAL IMPROVEMENTS *MEYO*		4b Industrial 20 18.27	11,892,300.00	State and Federal Aid Receivable	
DEBT SERVICE		4c Apartments		Other Receivables	34,741.00
Principal Payments	69,530.00	Total	3723 65,101,730.00	Total	1,514,459.00
Interest Payments	3,753.00	Land Area 95.38 Sq. Miles		LIABILITIES, RESERVES, AND SURPLUS	
DEFERRED CHARGES		Net Valuation Taxable-Municipal	66,001,715	Cash Liabilities	414,788.00
SCHOOL, COUNTY, SPECIAL DISTRICT TAXES	1,362,466.47	Net Valuation Taxable-County	70,219,625	Reserves for Receivables	681,995.00
RESERVE FOR UNCOLLECTED TAXES	190,125.00	State Equalized Valuation	70,977,197	Surplus Dec. 31, 1992	417,676.00
EXPENDITURES TOTAL	2,333,271.47	State Equalization Ratio	92.90	Total	1,514,459.00

0437

Population 1980 2,578
 Population 1990 2,547
 S & P Rating
 Moody Rating

General Tax Rate Per \$100. 4.72
 State Equalized Tax Rate 3.27

WOODLYNNE BOROUGH - CAMDEN CO.
 Form of Government:
Borough Council
 Number of Members on Governing Body - 6

PER CAPITA:
 Grass Debt 528.98
 Net Debt 54.81
 Debt Service 16.60
 Total Tax Levy 643.71
 Municipal Expenditures 456.87

PER CENT:
 Gross Debt 2.69
 Net Debt .28
 Tax Levy Collected 95.42
 Tax Levy Cancelled, Abated or Adjusted

EXPENDITURES		REVENUES-REALIZED		1992 PROPERTY TAX	
				STATE EQUALIZED TAX RATE	
GENERAL GOVERNMENT					
Governing Body & Public Boards				Local District School Taxes	1.22 609,630.50
Municipal Clerk				Regional & Consolidated School Tax	
Financial Administration	22,000.00	1992 Property Taxes Collected	1,565,051.80	School Taxes in Municipal Budget	
Assessment of Taxes	4,384.00	1992 Payments in Lieu of Taxes		County Taxes	.82 412,946.90
Collection of Taxes	600.00	Delinquent Tax & Lien Collections	70,678.47	County Library Taxes	.03 13,439.90
Planning, Housing & Development	300.00	Business Personalty Replacement Taxes	9,409.52	Local Municipal Purpose Taxes	1.20 603,500.00
Human Resources	53,336.00	Taxes from Public Utilities	82,792.00	Veteran & Senior Citizen Taxes	40,950.00
Elections	2,000.00	Other Miscellaneous Tax Revenues		Total Taxes for Rate Computation	3.27 1,680,467.30
General Administration (other)	174,948.66	State Aid Revenues	219,250.16	Special District Taxes	
JUDICIARY		Federal Aid Revenues		Bank Corp. Taxes	
Municipal Courts	36,613.17	State and Local Fiscal Assistance Act Utilized		Added and Omitted Taxes	
PUBLIC SAFETY		Sale of Acquired Property		Total Taxes Levied - ABSTRACT	1,639,517.30
Fire Protection	24,581.06	Other Miscellaneous Revenues	154,480.64	Total Taxes Billed	1,640,125.80
Police Protection	256,430.58			1992 TAXES COLLECTED	1,565,051.80
Civil Defense & Disaster Control	750.00	Prior Years Surplus Appropriated	120,000.00	1992 Taxes Cancelled, Abated or Adjusted	
Environmental Inspection & Control	4,110.00	REVENUES TOTAL	2,221,662.59	Transfer to Tax Title Liens or Foreclosed	16,104.64
Other Public Safety		Reserve For Uncollected Taxes	85,137.36	Balance Outstanding Dec. 31, 1992	58,969.36
PUBLIC WORKS		CAPITAL OUTLAY	TOTAL	PRIOR YEARS TAXES OUTSTANDING	
Streets and Drainage	103,580.00	Public Enterprises		Balance January 1, 1992	100,080.96
Sewers and Sewage Processing	9,423.40	Recreation-Culture		Collected in 1992	70,678.47
Garbage and Trash Disposal	145,000.00	Public Works	554.34	Cancelled, Abated or Adjusted 1992	.08
Public Buildings and Grounds	44,917.00	Buildings and Grounds	115,042.36	Transfers to Tax Title Liens or Foreclosed	23,041.22
Other Public Works		Library and Education		Balance December 31, 1992	6,361.19
HEALTH and WELFARE		Conservation		TAX TITLE LIENS OUTSTANDING	
Health Services Except Environmental		All Other		Balance January 1, 1992	
Welfare-Public Assistance	5,115.00	CAPITAL DEBT AUTHORIZED, DECEMBER 31, 1992		Transfer From Taxes	44,449.98
Hospital, Clinics, First Aid		ISSUED AND UNISSUED	GROSS DEBT	Redeemed in 1992	
Animal, Insect, & Radent Control	2,400.00	School	1,100,000	Cancelled, Abated or Adjusted (1992)	
Other Welfare Services		Self-Liquidating		Transfers to Foreclosed Property	
RECREATION and CONSERVATION		Other	247,300	Balance December 31, 1992	44,449.98
Beaches and Boardwalks		Total	1,347,300	PROPERTY ACQUIRED BY DEED OR FORECLOSURE	
Parks, Playgrounds, Shade Trees	911.33	ISSUED AND OUTSTANDING		Balance January 1, 1992	31,200.00
Land Reclamation & Conservation		School		Transfers From Taxes or Liens	
Other Recreational Services	12,200.00	Self-Liquidating		Sale for Cash (1992)	
EDUCATION (excluding schools)		Other		Cancelled, Abated or Adjusted (1992)	
Libraries	3,421.00	Total	214,000.00	Balance December 31, 1992	31,200.00
Other Educational Services		EQUALIZED VALUATION BASIS		CURRENT FINANCES DECEMBER 31, 1992	
STATUTORY EXPENDITURES		FOR NET DEBT COMPUTATION	50,033,377	ASSETS	
Pensions & F. L. C. A.	57,499.22	REAL PROPERTY VALUATIONS		Cash Dec. 31, 1992	348,639.35
Employee Fringe Benefits	44,000.00	Code Class # of Parcels % VAL'N		Taxes Receivable	65,330.55
Other Statutory Expenditures		1 Vacant Land 19 .93		Tax Title Liens	44,449.98
CETA And Other Public Employment Programs		2 Residential 870 90.98		Foreclosed Property	31,200.00
MUNICIPAL FUNCTIONS	TOTAL	3 Farm		Emergencies & Other Deferred Charges	842.00
CAPITAL IMPROVEMENTS	*MEMO*	4a Commercial 38 6.76		State and Federal Aid Receivable	758.14
DEBT SERVICE		4b Industrial		Other Receivables	33,599.09
Principal Payments	35,000.00	4c Apartments 7 1.32		Total	524,819.11
Interest Payments	7,272.50	Total 934		LIABILITIES, RESERVES, AND SURPLUS	
DEFERRED CHARGES		Land Area .22 Sq. Miles		Cash Liabilities	109,778.27
SCHOOL, COUNTY, SPECIAL DISTRICT TAXES	1,036,017.30	Net Valuation Taxable-Municipal		Reserves for Receivables	174,579.62
RESERVE FOR UNCOLLECTED TAXES	85,137.36	Net Valuation Taxable-County		Surplus Dec. 31, 1992	240,461.22
EXPENDITURES	TOTAL	State Equalized Valuation		Total	524,819.11
		State Equalization Ratio			

1715

Population 1980 3,250
 Population 1990 3,154
 S & P Rating
 Moody Rating

General Tax Rate Per \$100. 5.25
 State Equalized Tax Rate 2.38

WOODSTOWN BORO. - SALEM CO.

Form of Government:

Borough Council

Number of Members on Governing Body - 6

PER CAPITA:

Gross Debt 1,262.68
 Net Debt 161.70
 Debt Service 29.87
 Total Tax Levy 964.91
 Municipal Expenditures 532.51

PER CENT:

Gross Debt 3.27
 Net Debt .42
 Tax Levy Collected 94.53
 Tax Levy Cancelled, Abated or Adjusted

EXPENDITURES	REVENUES-REALIZED	1992 PROPERTY TAX
GENERAL GOVERNMENT		STATE EQUALIZED TAX RATE
Governing Body & Public Boards		Local District School Taxes
Municipal Clerk		Regional & Consolidated School Tax 1.11 1,417,461.47
Financial Administration	31,422.00	School Taxes in Municipal Budget
Assessment of Taxes	88,700.00	County Taxes .76 967,498.04
Collection of Taxes	17,775.00	County Library Taxes
Planning, Housing & Development	10,325.00	Local Municipal Purpose Taxes .51 647,402.73
Human Resources	89,397.42	Veteran & Senior Citizen Taxes 31,050.00
Elections	500.00	Total Taxes for Rate Computation 2.38 3,063,412.24
General Administration (other)	159,334.00	Special District Taxes
JUDICIARY		Bank Corp. Taxes
Municipal Courts	50,400.00	Added and Omitted Taxes 10,969.47
PUBLIC SAFETY		Total Taxes Levied - ABSTRACT 3,043,331.71
Fire Protection	17,576.60	Total Taxes Billed 3,095,647.96
Police Protection	347,222.53	1992 TAXES COLLECTED 2,926,226.00
Civil Defense & Disaster Control	2,950.00	1992 Taxes Cancelled, Abated or Adjusted
Environmental Inspection & Control	25,925.00	Transfer to Tax Title Liens or Foreclosed 4,504.50
Other Public Safety		Balance Outstanding Dec. 31, 1992 164,917.46
PUBLIC WORKS		PRIOR YEARS TAXES OUTSTANDING
Streets and Drainage	136,475.00	Balance January 1, 1992 335,479.59
Sewers and Sewage Processing	54,364.05	Collected in 1992 289,745.75
Garbage and Trash Disposal	119,024.82	Cancelled, Abated or Adjusted 1992
Public Buildings and Grounds	50,000.00	Transfers to Tax Title Liens or Foreclosed 7,516.09
Other Public Works		Balance December 31, 1992 38,217.75
HEALTH and WELFARE		TAX TITLE LIENS OUTSTANDING
Health Services Except Environmental	1,250.00	Balance January 1, 1992 1,704.82
Welfare-Public Assistance		Transfer From Taxes 12,855.59
Hospital, Clinics, First Aid		Redeemed in 1992 6,808.99
Animal, Insect, & Rodent Control	2,300.00	Cancelled, Abated or Adjusted (1992)
Other Welfare Services		Transfers to Foreclosed Property
RECREATION and CONSERVATION		Balance December 31, 1992 7,751.42
Beaches and Boardwalks		PROPERTY ACQUIRED BY DEED OR FORECLOSURE
Parks, Playgrounds, Shade Trees	11,000.00	Balance January 1, 1992 28,900.00
Land Reclamation & Conservation		Transfers From Taxes or Liens
Other Recreational Services	9,300.00	Sale for Cash (1992)
EDUCATION (excluding schools)		Cancelled, Abated or Adjusted (1992)
Libraries	5,500.00	Balance December 31, 1992 28,900.00
Other Educational Services		CURRENT FINANCES DECEMBER 31, 1992
STATUTORY EXPENDITURES		ASSETS
Pensions & F. L. C. A.	80,241.00	Cash Dec. 31, 1992 1,025,597.18
Employee Fringe Benefits	64,400.00	Taxes Receivable 203,135.21
Other Statutory Expenditures		Tax Title Liens 7,751.42
CETA And Other Public Employment Programs		Foreclosed Property 23,900.00
MUNICIPAL FUNCTIONS		Emergencies & Other Deferred Charges 75,000.00
CAPITAL IMPROVEMENTS *MEMO*	35,000.00	State and Federal Aid Receivable 86,690.46
DEBT SERVICE		Other Receivables 8,661.25
Principal Payments	75,000.00	Total 1,435,725.52
Interest Payments	19,204.84	LIABILITIES, RESERVES, AND SURPLUS
DEFERRED CHARGES		Cash Liabilities 627,414.49
SCHOOL COUNTY, SPECIAL DISTRICT TAXES	2,384,959.51	Reserves for Receivables 248,447.88
RESERVE FOR UNCOLLECTED TAXES	209,943.39	Surplus Dec. 31, 1992 559,863.15
EXPENDITURES	4,064,490.16	Total 1,435,725.52
TOTAL		

0324

Population 1980 1,129
 Population 1990 1,459
 S & P Rating
 Moody Rating

General Tax Rate Per \$100. 2.13
 State Equalized Tax Rate 2.22

WOOLWICH TOWNSHIP - GLOUCESTER CO.
 Form of Government:
 Township Committee
 Number of Members on Governing Body - 3

PER CAPITA: Gross Debt 1,211.07
 Net Debt 220.01
 Debt Service 45.92
 Total Tax Levy 1,704.91
 Municipal Expenditures 1,066.36
 PER CENT: Gross Debt 1.77
 Net Debt .32
 Tax Levy Collected 89.33
 Tax Levy Cancelled, Abated or Adjusted .25

EXPENDITURES		REVENUES-REALIZED		1992 PROPERTY TAX	
GENERAL GOVERNMENT				STATE EQUALIZED TAX RATE	
Governing Body & Public Boards		1992 Property Taxes Collected	2,222,152.45	Local District School Taxes	.66 716,819.61
Municipal Clerk		1992 Payments in Lieu of Taxes		Regional & Consolidated School Tax	.36 392,943.96
Financial Administration	28,760.45	Delinquent Tax & Lien Collections	319,311.20	School Taxes in Municipal Budget	
Assessment of Taxes	14,896.00	Business Personalty Replacement Taxes	59,527.88	County Taxes	.65 707,922.87
Collection of Taxes	11,954.84	Taxes from Public Utilities	286,862.02	County Library Taxes	.03 29,577.83
Planning, Housing & Development	24,440.00	Other Miscellaneous Tax Revenues		Local Municipal Purpose Taxes	.51 555,054.57
Human Resources	45,157.00	State Aid Revenues	87,723.92	Veteran & Senior Citizen Taxes	
Elections	1,000.00	Federal Aid Revenues		Total Taxes for Rate Computation	2.21 2,411,568.84
General Administration (other)	196,397.36	State and Local Fiscal Assistance Act Utilized		Special District Taxes	
JUDICIARY		Sale of Acquired Property		Bank Corp. Taxes	
Municipal Courts	60,229.53	Other Miscellaneous Revenues	240,134.00	Added and Omitted Taxes	85,146.19
PUBLIC SAFETY		Total	3,215,711.47	Total Taxes Levied - ABSTRACT	2,487,465.03
Fire Protection	33,594.62	Prior Years Surplus Appropriated	225,802.30	Total Taxes Billed	2,487,465.03
Police Protection	311,181.34	REVENUES TOTAL	3,441,513.77	1992 TAXES COLLECTED	2,222,152.45
Civil Defense & Disaster Control	1,500.00	Reserve For Uncollected Taxes	305,406.55	1992 Taxes Cancelled, Abated or Adjusted	6,186.11
Environmental Inspection & Control	67,681.00	CAPITAL OUTLAY TOTAL	49,746.71	Transfer to Tax Title Liens or Foreclosed	7,404.35
Other Public Safety		Public Enterprises		Balance Outstanding Dec. 31, 1992	251,722.12
PUBLIC WORKS		Recreation-Culture		PRIOR YEARS TAXES OUTSTANDING	
Streets and Drainage	73,303.00	Public Works	49,746.71	Balance January 1, 1992	307,811.69
Sewers and Sewage Processing	2,000.00	Buildings and Grounds		Collected in 1992	298,989.69
Garbage and Trash Disposal	85,000.00	Library and Education		Cancelled, Abated or Adjusted 1992	
Public Buildings and Grounds	25,427.16	Conservation		Transfers to Tax Title Liens or Foreclosed	
Other Public Works		All Other		Balance December 31, 1992	8,822.00
HEALTH and WELFARE		CAPITAL DEBT AUTHORIZED, DECEMBER 31, 1992		TAX TITLE LIENS OUTSTANDING	
Health Services Except Environmental	1,610.00	ISSUED AND UNISSUED		Balance January 1, 1992	129,671.87
Welfare-Public Assistance	1,425.00	School	1,445,947	Transfer From Taxes	7,404.35
Hospital, Clinics, First Aid		Self-Liquidating		Redeemed in 1992	20,321.51
Animal, Insect, & Rodent Control	443.75	Other	321,000	Cancelled, Abated or Adjusted (1992)	
Other Welfare Services		Total	1,766,947	Transfers to Foreclosed Property	
RECREATION and CONSERVATION		ISSUED AND OUTSTANDING		Balance December 31, 1992	116,754.71
Beaches and Boardwalks		School	1,389,028.08	PROPERTY ACQUIRED BY DEED OR	
Parks, Playgrounds, Shade Trees	2,700.00	Self-Liquidating		FORECLOSURE	
Land Reclamation & Conservation		Other	321,000.00	Balance January 1, 1992	
Other Recreational Services		Total	1,709,028.08	Transfers From Taxes or Liens	
EDUCATION (excluding schools)		EQUALIZED VALUATION BASIS		Sale for Cash (1992)	
Libraries		FOR NET DEBT COMPUTATION	99,872,700	Cancelled, Abated or Adjusted (1992)	
Other Educational Services		REAL PROPERTY VALUATIONS		Balance December 31, 1992	
STATUTORY EXPENDITURES		Code Class # of Parcels % VAL'N		CURRENT FINANCES DECEMBER 31, 1992	
Pensions & F. L. C. A.	44,134.85	ASSESSED VALUATION		ASSETS	
Employee Fringe Benefits	90,100.00	1 Vacant Land 210 9.69	10,812,000.00	Cash Dec. 31, 1992	1,174,168.87
Other Statutory Expenditures		2 Residential 404 45.17	50,412,000.00	Taxes Receivable	260,544.12
CETA And Other Public Employment Programs		3 Farm 459 20.82	23,241,200.00	Tax Title Liens	116,754.71
MUNICIPAL FUNCTIONS TOTAL	1,127,935.90	4a Commercial 47 21.70	24,225,700.00	Foreclosed Property	
CAPITAL IMPROVEMENTS *MEMO*	5,000.00	4b Industrial 2 2.52	2,924,300.00	Emergencies & Other Deferred Charges	88,091.80
DEBT SERVICE		4c Apartments		State and Federal Aid Receivable	84,284.41
Principal Payments	44,000.00	Total	1122	Other Receivables	109,763.62
Interest Payments	24,462.30	Land Area 21.48 Sq. Miles		Total	1,833,607.53
DEFERRED CHARGES	51,040.00	Net Valuation Taxable-Municipal	113,281,198	LIABILITIES, RESERVES, AND SURPLUS	
SCHOOL, COUNTY, SPECIAL DISTRICT TAXES	1,847,264.27	Net Valuation Taxable-County	113,747,861	Cash Liabilities	693,208.91
RESERVE FOR UNCOLLECTED TAXES	305,406.55	State Equalized Valuation	108,761,757	Reserves for Receivables	487,062.45
EXPENDITURES TOTAL	3,400,159.02	State Equalization Ratio	104.22	Surplus Dec. 31, 1992	653,336.17

0340

Population 1980 3,031
 Population 1990 3,843
 S & P Rating
 Moody Rating

General Tax Rate Per \$100. 1.71
 State Equalized Tax Rate 1.40

WRIGHTSTOWN BORO. - BURLINGTON CO.
 Form of Government:
Borough Council
 Number of Members on Governing Body - 6

PER CAPITA:
 Gross Debt 92.56
 Net Debt 51.00
 Debt Service
 Total Tax Levy 109.16
 Municipal Expenditures 124.08

PER CENT:
 Gross Debt 1.56
 Net Debt .86
 Tax Levy Collected 89.93
 Tax Levy Cancelled, Abated or Adjusted

EXPENDITURES	REVENUES-REALIZED	1992 PROPERTY TAX
GENERAL GOVERNMENT		STATE EQUALIZED TAX RATE →
Governing Body & Public Boards		Local District School Taxes
Municipal Clerk		Regional & Consolidated School Tax .87 260,480.16
Financial Administration 25,100.00	1992 Property Taxes Collected 377,036.00	School Taxes in Municipal Budget
Assessment of Taxes 7,600.00	1992 Payments in Lieu of Taxes	County Taxes .50 149,256.40
Collection of Taxes 4,400.00	Delinquent Tax & Lien Collections 14,245.51	County Library Taxes .03 9,109.55
Planning, Housing & Development 3,500.00	Business Personalty Replacement Taxes 17,947.16	Local Municipal Purpose Taxes
Human Resources 27,551.25	Taxes from Public Utilities 64,838.00	Veteran & Senior Citizen Taxes 2,700.00
Elections	Other Miscellaneous Tax Revenues	Total Taxes for Rate Computation 1.40 421,546.11
General Administration (other) 113,200.00	State Aid Revenues 313,739.55	Special District Taxes
JUDICIARY	Federal Aid Revenues	Bank Corp. Taxes
Municipal Courts	State and Local Fiscal Assistance Act Utilized	Added and Omitted Taxes 658.56
PUBLIC SAFETY	Sale of Acquired Property	Total Taxes Levied - ABSTRACT 419,504.67
Fire Protection 13,452.00	Other Miscellaneous Revenues 59,786.69	Total Taxes Billed 419,267.68
Police Protection 49,600.00	Total 847,592.91	1992 TAXES COLLECTED 377,036.00
Civil Defense & Disaster Control 3,500.00	Prior Years Surplus Appropriated 34,100.00	1992 Taxes Cancelled, Abated or Adjusted
Environmental Inspection & Control 13,060.00	REVENUES TOTAL 881,692.91	Transfer to Tax Title Liens or Foreclosed
Other Public Safety	Reserve For Uncollected Taxes 34,000.00	Balance Outstanding Dec. 31, 1992 42,231.68
PUBLIC WORKS	CAPITAL OUTLAY TOTAL	PRIOR YEARS TAXES OUTSTANDING
Streets and Drainage 82,000.00	Public Enterprises	Balance January 1, 1992 13,224.45
Sewers and Sewage Processing	Recreation-Culture	Collected in 1992 12,434.56
Garbage and Trash Disposal 26,000.00	Public Works	Cancelled, Abated or Adjusted 1992
Public Buildings and Grounds 35,500.00	Buildings and Grounds	Transfers to Tax Title Liens or Foreclosed
Other Public Works	Library and Education	Balance December 31, 1992 789.89
HEALTH and WELFARE	Conservation	TAX TITLE LIENS OUTSTANDING
Health Services Except Environmental 700.00	All Other	Balance January 1, 1992 12,270.62
Welfare-Public Assistance		Transfer From Taxes
Hospital, Clinics, First Aid	CAPITAL DEBT AUTHORIZED, DECEMBER 31, 1992	Redeemed in 1992 1,810.95
Animal, Insect, & Rodent Control	ISSUED AND UNISSUED GROSS DEBT NET DEBT	Cancelled, Abated or Adjusted (1992)
Other Welfare Services	School 159,705	Transfers to Foreclosed Property
RECREATION and CONSERVATION	Self-Liquidating	Balance December 31, 1992 10,459.67
Beaches and Boardwalks	Other 196,011 196,011	PROPERTY ACQUIRED BY DEED OR FORECLOSURE
Parks, Playgrounds, Shade Trees	Total 355,717 196,011	Balance January 1, 1992 1,000.00
Land Reclamation & Conservation 1,222.30	ISSUED AND OUTSTANDING	Transfers From Taxes or Liens
Other Recreational Services 3,500.00	School 159,705.58	Sale for Cash (1992)
EDUCATION (excluding schools)	Self-Liquidating	Cancelled, Abated or Adjusted (1992)
Libraries	Other 100,000.00	Balance December 31, 1992 1,000.00
Other Educational Services	Total 259,705.58	CURRENT FINANCES DECEMBER 31, 1992
STATUTORY EXPENDITURES	EQUALIZED VALUATION BASIS FOR NET DEBT COMPUTATION	ASSETS
Pensions & F. L. C. A. 9,583.00	REAL PROPERTY VALUATIONS	Cash Dec. 31, 1992 634,937.47
Employee Fringe Benefits 50.00	Code Class # of Parcels % VAL'N ASSESSED VALUATION	Taxes Receivable 43,021.57
Other Statutory Expenditures 750.00	1 Vacant Land 25 3.29 704,600.00	Tax Title Liens 10,459.67
CETA And Other Public Employment Programs	2 Residential 103 35.23 7,537,200.00	Foreclosed Property 1,000.00
MUNICIPAL FUNCTIONS TOTAL 421,268.55	3 Farm 3 .12 26,450.00	Emergencies & Other Deferred Charges
CAPITAL IMPROVEMENTS *ME 40* 25,000.00	4a Commercial 54 45.10 9,649,050.00	State and Federal Aid Receivable 554.00
DEBT SERVICE	4b Industrial 1 .12 25,150.00	Other Receivables 8,073.20
Principal Payments	4c Apartments 13 16.13 3,450,300.00	Total 698,045.91
Interest Payments	Total 199 21,392,750.00	LIABILITIES, RESERVES, AND SURPLUS
DEFERRED CHARGES 21,568.00	Land Area 1.65 Sq. Miles	Cash Liabilities 347,834.67
SCHOOL, COUNTY, SPECIAL DISTRICT TAXES 418,846.11	Net Valuation Taxable-Municipal 24,426,259	Reserves for Receivables 62,554.44
RESERVE FOR UNCOLLECTED TAXES 34,000.00	Net Valuation Taxable-County 27,207,324	Surplus Dec. 31, 1992 287,656.80
EXPENDITURES TOTAL 895,682.66	State Equalized Valuation 29,237,269	Total 698,045.91
	State Equalization Ratio 81.64	

0270

Population 1980 15,500
 Population 1990 15,372
 S & P Rating AA
 Moody Rating AA

General Tax Rate Per \$100. 2.40
 State Equalized Tax Rate 1.68

WYCKOFF TOWNSHIP - BERGEN COUNTY
 Form of Government:
Township Committee
 Number of Members on Governing Body - 5

PER CAPITA:
 Gross Debt 166.67
 Net Debt 93.43
 Debt Service 23.04
 Total Tax Levy 1,957.67
 Municipal Expenditures 642.72

PER CENT:
 Gross Debt .14
 Net Debt .08
 Tax Levy Collected 93.12
 Tax Levy Cancelled, Abated or Adjusted .19

EXPENDITURES		REVENUES-REALIZED		1992 PROPERTY TAX	
GENERAL GOVERNMENT				STATE EQUALIZED TAX RATE	
Governing Body & Public Boards				Local District School Taxes	13,187,456.50
Municipal Clerk				Regional & Consolidated School Tax	6,369,566.47
Financial Administration	170,383.00	1992 Property Taxes Collected	29,549,003.21	School Taxes in Municipal Budget	
Assessment of Taxes	93,693.00	1992 Payments in Lieu of Taxes		County Taxes	4,810,946.41
Collection of Taxes	100.00	Delinquent Tax & Lien Collections	518,319.99	County Library Taxes	
Planning, Housing & Development	77,865.00	Business Personalty Replacement Taxes	91,124.12	Local Municipal Purpose Taxes	5,545,261.85
Human Resources	82,617.00	Taxes from Public Utilities	883,187.93	Veteran & Senior Citizen Taxes	91,750.00
Elections	6,600.00	Other Miscellaneous Tax Revenues		Total Taxes for Rate Computation	29,984,981.23
General Administration (other)	1,078,912.00	State Aid Revenues	769,566.84	Special District Taxes	
JUDICIARY		Federal Aid Revenues		Bank Corp. Taxes	
Municipal Courts	82,212.00	State and Local Fiscal Assistance Act Utilized		Added and Omitted Taxes	200,039.74
PUBLIC SAFETY		Sale of Acquired Property		Total Taxes Levied - ABSTRACT	30,093,270.97
Fire Protection	234,109.00	Other Miscellaneous Revenues	931,023.82	Total Taxes Billed	30,115,893.92
Police Protection	1,489,221.58			1992 TAXES COLLECTED	29,549,003.21
Civil Defense & Disaster Control	1,500.00	Prior Years Surplus Appropriated	1,700,000.00	1992 Taxes Cancelled, Abated or Adjusted	53,671.23
Environmental Inspection & Control	167,614.00	REVENUES TOTAL	34,442,225.91	Transfer to Tax Title Liens or Foreclosed	5,529.60
Other Public Safety		Reserve For Uncollected Taxes	1,700,723.58	Balance Outstanding Dec. 31, 1992	507,689.88
PUBLIC WORKS		CAPITAL OUTLAY TOTAL	7,427.17	PRIOR YEARS TAXES OUTSTANDING	
Streets and Drainage	937,566.00			Balance January 1, 1992	511,236.47
Sewers and Sewage Processing	315,193.06	Public Enterprises		Collected in 1992	497,896.68
Gorbage and Trash Disposal	1,368,805.00	Recreation-Culture		Cancelled, Abated or Adjusted 1992	
Public Buildings and Grounds	142,549.00	Public Works		Transfers to Tax Title Liens or Foreclosed	57.75
Other Public Works	106,500.00	Buildings and Grounds	7,427.17	Balance December 31, 1992	13,282.04
HEALTH and WELFARE		Library and Education		TAX TITLE LIENS OUTSTANDING	
Health Services Except Environmental	47,126.00	Conservation		Balance January 1, 1992	42,582.60
Welfare-Public Assistance	6,040.00	All Other		Transfer From Taxes	5,608.33
Hospital, Clinics, First Aid				Redeemed in 1992	20,423.31
Animal, Insect, & Rodent Control		CAPITAL DEBT AUTHORIZED, DECEMBER 31, 1992		Cancelled, Abated or Adjusted (1992)	
Other Welfare Services		ISSUED AND UNISSUED		Transfers to Foreclosed Property	
RECREATION and CONSERVATION		School		Balance December 31, 1992	27,767.62
Beaches and Boardwalks		Self-Liquidating		PROPERTY ACQUIRED BY DEED OR	
Parks, Ploygrounds, Shade Trees	25,834.00	Other	2,562,000	FORECLOSURE	
Land Reclamation & Conservation	78,182.94	Total	2,562,000	Balance January 1, 1992	27,440.00
Other Recreational Services	117,866.00			Transfers From Taxes or Liens	
EDUCATION (excluding schools)		ISSUED AND OUTSTANDING		Sale for Cash (1992)	
Libraries	589,660.00	School		Cancelled, Abated or Adjusted (1992)	
Other Educational Services		Self-Liquidating		Balance December 31, 1992	27,440.00
STATUTORY EXPENDITURES		Other	2,562,000.00	CURRENT FINANCES DECEMBER 31, 1992	
Pensions & F. L. C. A.	448,555.00	Total	2,562,000.00	ASSETS	
Employee Fringe Benefits		EQUALIZED VALUATION BASIS		Cash Dec. 31, 1992	4,894,883.06
Other Statutory Expenditures	100.00	FOR NET DEBT COMPUTATION	1,812,917,252	Taxes Receivable	520,971.92
CETA And Other Public Employment Programs		REAL PROPERTY VALUATIONS		Tax Title Liens	27,767.62
MUNICIPAL FUNCTIONS TOTAL	7,664,853.58	Code Class # of Parcels % VAL'N		Foreclosed Property	27,440.00
CAPITAL IMPROVEMENTS *ME 40*	50,000.00	1 Vacant Land 173 1.06	13,120,900.00	Emergencies & Other Deferred Charges	
DEBT SERVICE		2 Residential 5167 91.35	1,133,527,700.00	State and Federal Aid Receivable	1,659.53
Principal Payments	140,000.00	3 Farm 17 .32	6,030,500.00	Other Receivables	12,722.62
Interest Payments	214,180.00	4a Commercial 153 5.63	69,894,300.00	Total	5,485,444.75
DEFERRED CHARGES	160,089.92	4b Industrial 18 1.60	19,897,000.00	LIABILITIES, RESERVES, AND SURPLUS	
SCHOOL, COUNTY, SPECIAL DISTRICT TAXES	24,347,969.38	4c Apartments 1 .03	345,500.00	Cash Liabilities	1,480,460.48
RESERVE FOR UNCOLLECTED TAXES	1,700,723.58	Total 5529	1,240,815,900.00	Reserves for Receivables	538,902.16
EXPENDITURES TOTAL	34,227,816.46	Land Area 6.70 Sq. Miles		Surplus Dec. 31, 1992	3,416,082.11
		Net Valuation Taxable-Municipal	1,246,493,924	Total	5,485,444.75
		Net Valuation Taxable-County	1,852,602,332		
		State Equalized Valuation	1,780,046,535		
		State Equalization Ratio	69.93		

MUNICIPALITIES OPERATING UNDER SPECIAL STATUTORY FORMS OF GOVERNMENT
AND OPTIONAL MUNICIPAL CHARTER LAW (1950)

COMMISSION FORM (1911)

Allenhurst Boro.
Audubon Boro.
Avon-By-The-Sea
Bass River Twp.
Beach Haven Boro.
Belleville Twp.
Belmar Boro.
Bordentown City
Bradley Beach Boro.
Brigantine City
Cape May Point Boro.
Collingswood Boro.
Deal Boro.
Haddon Twp.
Haddonfield Boro.
Harvey Cedars Boro.
Hawthorne Boro.
Long Beach Twp.
Longport Boro.
Lyndhurst Twp.
Margate City, City
Millville City
Monmouth Beach Boro.
Mount Ephraim Boro.
North Bergen Twp.
Nutley Twp.
Pine Valley Boro.
Ridgefield Park Village
Sea Isle City, City
Tavistock Boro.
Union City, City
Ventnor City, City
West Cape May Boro.
West New York Town
West Wildwood Boro.
Wildwood Crest Boro.

MAYOR-COUNCIL

Plan A
Bridgeton City
Long Branch City
Vineland City

Plan B
Avalon Boro.
Brick Twp.
Camden City
Cherry Hill Twp.
Gloucester Twp.
Lodi Boro.
Mahwah Twp.
Passaic City
Perth Amboy City
Saddle Brook Twp.
Spotswood Boro.

MAYOR-COUNCIL (cont.)

Tinton Falls Boro.
West Orange Twp.

Plan C
Bayonne City
Jersey City, City
Newark City
Trenton City

Plan D
Atlantic City, City
Berkeley Twp.
Delran Twp.
Hoboken City
Irvington Twp.
Ocean City, City
Orange City, Twp.
Paterson City
South Amboy City
Wildwood City

Plan E
Bridgewater Twp.
Burlington Twp.
East Brunswick Twp.
Edison Twp.
Hamilton Twp. (Mer.)
Jefferson Twp.
Marlboro Twp.
Mine Hill Twp.
Mount Olive Twp.
New Brunswick City
North Plainfield Boro.
Parsippany-Troy Hills Twp.
River Vale Twp.
Washington Twp. (Bergen)
Washington Twp. (Glou.)
Washington Twp. (Morris)

Plan F
Clark Twp.
Denville Twp.
Elizabeth City
Florence Twp.
Lincoln Park Boro.
Monroe Twp. (Glou.)
Monroe Twp. (Midd.)
Morristown Town
Mullica Twp.
Old Bridge Twp.
Piscataway Twp.
Rahway City
Rockaway Twp.
Wayne Twp.
Woodbridge Twp.

SMALL MUNICIPALITY

Plan A
Berlin Twp.
Island Heights Boro.
Stafford Twp.

Plan C
Allamuchy Twp.
Chester Twp.
Clinton Twp.
Fairfield Twp. (Essex)
Greenwich Twp. (Glou.)
Highlands Boro.
Lambertville City
Logan Twp.
Lopatcong Twp.
West Paterson Twp.

Plan D
Estell Manor

COUNCIL-MANAGER

Plan A
Mounty Holly Twp.
Ocean Twp. (Mon.)

Plan B
Byram Twp.
Cedar Grove Twp.
Evesham Twp.
Keansburg Boro.
Newton Town
Phillipsburg Town
Ridgewood Village
Sparta Twp.
Teaneck Twp.
Verona Twp.

Plan C
Montclair Twp.
Weehawken Twp.

Plan D
Franklin Twp. (Som.)
West Milford Twp.

Plan E
Aberdeen Twp.
Deptford Twp.
East Windsor Twp.
Eastampton Twp.
Fair Lawn Boro.
Galloway Twp.
Lawrence Twp. (Mer.)
Livingston Twp.
Lower Twp.

COUNCIL-MANAGER (cont.)

Maple Shade Twp.
Medford Twp.
Moorestown Twp.
Mount Laurel Twp.
Mountain Lake Boro.
Pequannock Twp.
Randolph Twp.
Ringwood Twp.
Scotch Plains Twp.
Washington Boro.
Washington Twp. (Glou.)
Willingboro Twp.

Plan F
Roxbury Twp.

COUNCIL-MANAGER ACT Of 1923

Asbury Park City
Cape May City
Clifton City
Garfield City
Hackensack City
Medford Lakes Boro.
Teaneck Twp.
Teterboro Boro.

SPECIAL CHARTER (Pre-1950)

Beverly City (1857)
Burlington City (1851)
Corbin City, City (1922)
Egg Harbor City (1858)
Gloucester City, City (1868)
Hammonton Town (1866)
Salem City (1858)
Woodbury City (1870)

SPECIAL CHARTER (Post-1950)

*Bloomfield Twp. (1955)
*Englewood City (1970)
Hackettstown Town (1970)
Hardyston Twp. (1985)
Middletown Twp. (1971)
*Montville Twp. (1974)
Plainfield City (1968)
South Orange Village Twp. (1977)
Westfield Town (1967)

MAYOR-COUNCIL-ADMINISTRATION

North Brunswick Twp.

* Charter Study (Faulkner Act)

TABLE I
 POPULATION CLASSIFICATIONS OF NEW JERSEY COUNTIES AND CITIES
 (BASED UPON THE 1990 OFFICIAL CENSUS)

Counties (N.J.S. 40A:6-1)

1st Class	Excess of 550,000 = Population density exceeding 3,000 per square mile Essex, Bergen, Hudson
2nd Class	All others exceeding 200,000 = Not bordering on the Atlantic Ocean = Burlington, Gloucester, Morris, Union, Passaic, Camden, Middlesex, Mercer, Somerset
3rd Class	50,000 - 200,000 = Not bordering on the Atlantic Ocean = Hunterdon, Salem, Cumberland, Sussex, Warren
4th Class	Less than 50,000 = Not bordering on Atlantic Ocean = None
5th Class	Bordering on the Atlantic Ocean, exceeding 100,000 = Monmouth, Atlantic, Ocean
6th Class	Bordering on the Atlantic Ocean, less than 100,000 = Cape May

Cities (R.S. 40:167-2)

1st Class	Exceeding 150,000 = Newark and Jersey City
2nd Class	12,000 - 150,000
3rd Class	All those not in 1st or 2nd class, except cities bordering upon Atlantic Ocean which are seaside or summer resorts.
4th Class	All cities bordering upon the Atlantic Ocean which are seaside or summer resorts.

TABLE 2

LOCAL UNITS RANKED BY POPULATION - 1992 ESTIMATES

COUNTY	POPULATION	MUNICIPALITY	POPULATION	MUNICIPALITY	POPULATION
Essex	778,206	Irvington Twp.	61,018	Orange City Twp.	29,925
Bergen	825,380	Bayonne City	61,444	Pemberton Twp.	31,342
Middlesex	671,780	Old Bridge Twp.	56,475	Mount Laurel Twp.	30,270
Monmouth	553,124	Vineland City	54,780	Fair Lawn Boro.	30,548
Hudson	553,099	Union City, City	58,012	Bridgewater Twp.	32,509
Camden	502,824	Passaic City	58,041	Westfield Town	28,870
Union	493,819	Gloucester Twp.	53,797	Neptune Twp.	28,148
Passaic	453,060	Union Twp.	50,024	Long Branch City	28,658
Ocean	433,203	Wayne Twp.	47,025	Nutley Twp.	27,099
Morris	421,353	Parsippany-Troy Hills Twp.	48,478	Manalapan Twp.	26,716
Burlington	395,066	Bloomfield Twp.	45,061	Livingston Twp.	26,609
Mercer	325,824	North Bergen Twp.	48,414	Marlboro Twp.	27,974
Somerset	240,279	Plainfield City	46,567	Winslow Twp.	30,087
Gloucester	230,082	East Brunswick Twp.	43,548	North Brunswick Twp.	31,287
Atlantic	224,327	Piscataway Twp.	47,089	Rahway City	25,325
Cumberland	138,053	Hoboken City	33,397	West Milford Twp.	25,430
Sussex	130,943	West Orange Twp.	39,103	Lawrence Twp. (Mercer)	25,787
Hunterdon	107,776	Lakewood Twp.	45,048	Millville City	25,992
Cape May	95,089	Franklin Twp. (Somerset)	42,780	Garfield City	26,727
Warren	91,607	New Brunswick City	41,711	Paramus Boro.	25,067
Salem	65,294	West New York Town	38,125	South Brunswick Twp.	25,792
Total	7,730,188	Willingboro Twp.	36,291	Hillsborough Twp.	28,808
		Montclair Twp.	37,729	Deptford Twp.	24,137
		Linden City	36,701	Bergenfield Boro.	24,458
		Teaneck Twp.	37,825	Ocean Twp. (Monmouth)	25,058
Newark City	275,221	Washington Twp. (Gloucester)	41,960	Ridgewood Village	24,152
Jersey City City	228,537	Perth Amboy City	41,967	Monroe Twp. (Gloucester)	26,703
Paterson City	140,891	Howell Twp.	38,987	East Windsor Twp.	22,353
Elizabeth City	110,002	Hackensack City	37,049	Cranford Twp.	22,633
Woodbridge Twp.	93,086	Belleville Twp.	34,213	Egg Harbor Twp.	24,544
Trenton City	88,675	Ewing Twp.	34,185	Englewood City	24,850
Hamilton Twp. (Mercer)	86,553	Sayreville Boro.	34,986	Freehold Twp.	24,710
Edison Twp.	88,680	Berkeley Twp.	37,319	Hazlet Twp.	21,976
Camden City	87,492	Atlantic City, City	37,986	Maplewood Twp.	21,652
East Orange City	73,552	Manchester Twp.	35,976	Lodi Boro.	22,355
Clifton City	71,742	Pennsauken Twp.	34,738	Monroe Twp. (Middlesex)	22,255
Cherry Hill Twp.	69,348	Kearny Town	34,874	Voorhees Twp.	24,559
Dover Twp.	76,371	Fort Lee Boro.	31,997	Scotch Plains Twp.	21,160
Middletown Twp.	68,183	Evesham Twp.	35,309	Galloway Twp.	23,330
Brick Twp.	66,473	Jackson Twp.	33,233	Hillside Twp.	21,044

1992 TABLE 2 (Continued)

<u>COUNTY</u>	<u>POPULATION</u>	<u>MUNICIPALITY</u>	<u>POPULATION</u>	<u>MUNICIPALITY</u>	<u>POPULATION</u>
Medford Twp.	20,526	Haddon Twp.	14,837	Highland Park Boro.	13,279
Summit City	19,757	New Hanover Twp.	9,546	Oakland Boro.	11,997
South Plainfield Boro.	20,489	Ocean City City	15,512	Berkeley Heights Twp.	11,980
Lower Twp.	20,495	Cinnaminson Twp.	14,583	Weehawken Twp.	12,385
Vernon Twp.	20,820	Wyckoff Twp.	15,372	Readington Twp.	13,400
Roselle Boro.	20,314	Madison Boro.	15,850	Little Egg Harbor Twp.	13,333
Lacey Twp.	22,141	Secaucus Town	14,061	Hammonton Town	12,208
Cliffside Park Boro.	20,393	Collingswood Boro.	15,289	Princeton Boro.	12,016
Wall Twp.	20,244	Glassboro Boro.	15,614	Cedar Grove Twp.	12,053
Rockaway Twp.	19,572	Washington Twp. (Morris)	15,592	Little Falls Twp.	11,294
Roxbury Twp.	20,429	Pleasantville City	16,027	Haddonfield Boro.	11,628
Lyndhurst Twp.	18,262	Hopatcong Boro.	15,586	New Providence Boro.	11,439
Morris Twp.	19,952	Sparta Twp.	15,157	Tinton Falls Boro.	12,361
Maple Shade Twp.	19,211	Princeton Twp.	13,198	Ridgefield Park Village	12,454
Randolph Twp.	19,974	Franklin Twp (Gloucester)	14,482	Hanover Twp.	11,538
Millburn Twp.	18,630	Delran Twp.	13,178	Harrison Town	13,425
Carteret Boro.	19,025	Verona Twp.	13,597	Burlington Twp.	12,454
Mount Olive Twp.	21,282	Middle Twp.	14,771	West Paterson Boro.	10,982
Aberdeen Twp.	17,038	Springfield Twp. (Union)	13,420	Holmdel Twp.	11,532
Bernards Twp.	17,199	Hamilton Twp. (Atlantic)	16,012	Hasbrouck Heights Boro.	11,488
Bridgeton City	18,942	Denville Twp.	13,812	Hopewell Twp. (Mercer)	11,590
Hawthorne Boro.	17,084	Dover Town	15,115	West Caldwell Twp.	10,422
Lindenwold Boro.	18,734	Pennsville Twp.	13,794	Red Bank Boro.	10,636
West Deptford Twp.	19,380	Saddle Brook Twp.	13,296	Barnegat Twp.	12,235
Point Pleasant Boro.	18,177	Eatontown Boro.	13,800	Pompton Lakes Boro.	10,539
Rutherford Boro.	17,790	Raritan Twp.	15,616	Ventnor City	11,005
Elmwood Park Boro.	17,623	West Windsor Twp.	16,021	Lincoln Park Boro.	10,978
Dumont Boro.	17,187	Ringwood Boro.	12,623	Somerville Boro.	11,632
North Plainfield Boro.	18,820	Bellmawr Boro.	12,603	Totowa Boro.	10,177
Jefferson Twp.	17,825	Stafford Twp.	13,325	Glen Rock Boro.	10,883
Morristown Town	16,189	Palisades Park Boro.	14,536	Westwood Boro.	10,446
Mahwah Twp.	17,905	South River Boro.	13,692	Mount Holly Twp.	10,639
South Orange Village Twp.	16,390	Plainsboro Twp.	14,213	Keansburg Boro.	11,069
Clark Twp.	14,629	Pequannock Twp.	12,844	Wanaque Boro.	9,711
Moorestown Twp.	16,116	Ramsey Boro.	13,228	Brigantine City	11,354
New Milford Boro.	15,935	Middlesex Boro.	13,055	Somers Point City	11,216
Asbury Park City	15,990	Gloucester City City	12,649	Waterford Twp.	10,940
Montville Twp.	15,600	Roselle Park Boro.	12,805	Warren Twp.	10,830
Phillipsburg Town	15,757	Tenafly Boro.	13,326	Freehold Boro.	10,742
North Arlington Boro.	13,790	Metuchen Boro.	12,804	Manville Boro.	10,567

1992 TABLE 2 (Continued)

<u>COUNTY</u>	<u>POPULATION</u>	<u>MUNICIPALITY</u>	<u>POPULATION</u>	<u>MUNICIPALITY</u>	<u>POPULATION</u>
River Edge Boro.	10,603	Park Ridge Boro.	8,102	Milltown Boro.	6,968
Woodbury City	10,904	Fairfield Twp. (Essex)	7,615	Mountainside Boro.	6,657
East Hanover Twp.	9,926	Boonton Town	8,343	Midland Park Boro.	7,047
Clinton Twp.	10,816	Oradell Boro.	8,024	North Caldwell Twp.	6,706
Mantua Twp.	10,074	Pittsgrove Twp.	8,121	Salem City	6,883
Burlington City	9,835	Haddon Heights Boro.	7,860	Haledon Boro.	6,951
Florham Park Boro.	8,521	Chatham Boro.	8,007	Rockaway Boro.	6,243
Hillsdale Boro.	9,750	Bloomington Boro.	7,530	Washington Boro.	6,474
Waldwick Boro.	9,757	Leonia Boro.	8,365	Paulsboro Boro.	6,577
Fairview Boro.	10,733	Kenilworth Boro.	7,574	Mansfield Twp. (Warren)	7,154
Wallington Boro.	10,828	Byram Twp.	8,048	Linwood City	6,866
Washington Twp. (Bergen)	9,245	Absecon City	7,298	Bernardsville Boro.	6,597
Franklin Lakes Boro.	9,873	Closter Boro.	8,094	Union Beach Boro.	6,156
Branchburg Twp.	10,888	East Rutherford Boro.	7,902	Bedminster Twp.	7,086
Little Ferry Boro.	9,989	West Long Branch Boro.	7,690	Maurice River Twp.	6,648
Ridgefield Boro.	9,996	Wood-Ridge Twp.	7,506	Oceanport Boro.	6,146
Maywood Boro.	9,473	Stratford Boro.	7,614	Belmar Boro.	5,877
Florence Twp.	10,266	Bogota Boro.	7,824	Dunellen Boro.	6,528
River Vale Twp.	9,410	Glen Ridge Boro. Twp.	7,076	Washington Twp. (Mercer)	5,815
Upper Twp.	10,681	Riverside Twp.	7,974	Carlstadt Boro.	5,510
Pitman Boro.	9,365	Bordentown Twp.	7,683	Allendale Boro.	5,900
Southampton Twp.	10,202	Upper Saddle River Boro.	7,198	Fairfield Twp. (Cumberland)	5,699
Chatham Twp.	9,361	Passaic Twp.	7,826	Berlin Boro.	5,672
Audubon Boro.	9,205	Northfield City	7,305	Morris Plains Boro.	5,219
Runnemede Boro.	9,042	South Amboy City	7,863	Cape May City	4,668
Montgomery Twp.	9,612	Newton Town	7,521	Clayton Boro.	6,155
North Hanover Twp.	9,994	Caldwell Boro. Twp.	7,549	Clementon Boro.	5,601
Pine Hill Boro.	9,854	Buena Vista Twp.	7,655	Somerdale Boro.	5,440
Edgewater Park Twp.	8,388	Fanwood Boro.	7,115	Raritan Boro.	5,798
Hackettstown Town	8,120	Emerson Boro.	6,930	Chester Twp.	5,958
Bound Brook Boro.	9,487	Cresskill Boro.	7,558	Berlin Twp.	5,672
Margate City City	8,431	Keyport Boro.	7,586	Englewood Cliffs Boro.	5,634
Carneys Point Twp.	8,443	Montvale Boro.	6,946	Little Silver Boro.	5,721
Wantage Twp.	9,487	Barrington Boro.	6,774	Lumberton Twp.	6,705
Spotswoods Boro.	7,983	Palmyra Boro.	7,056	Lebanon Twp.	5,679
Matawan Boro.	9,270	Butler Boro.	7,392	Point Pleasant Beach Boro.	5,112
Beachwood Boro.	9,324	Tabernacle Twp.	7,360	Fair Haven Boro.	5,270
Kinnelon Boro.	8,470	Rumson Boro.	6,701	Wharton Boro.	5,405
Colts Neck Twp.	8,559	Guttenberg Town	8,268	Roseland Boro.	4,847
North Haledon Boro.	7,987	Upper Deerfield Twp.	6,927	Woodcliff Lake Boro.	5,303

1992 TABLE 2 (Continued)

COUNTY	POPULATION	MUNICIPALITY	POPULATION	MUNICIPALITY	POPULATION
Westampton Twp.	6,004	Franklin Boro.	4,977	Elk Twp.	3,806
Spring Lake Heights Boro.	5,341	Garwood Boro.	4,227	Woodbury Heights Boro.	3,392
Mullica Twp.	5,896	Green Brook Twp.	4,460	National Park Boro.	3,413
Frankford Twp.	5,114	Mendham Twp.	4,537	Mine Hill Twp.	3,333
Plumsted Twp.	6,005	Holland Twp.	4,892	Haworth Boro.	3,384
Shamong Twp.	5,765	Brielle Boro.	4,406	Boonton Twp.	3,566
Blairstown Twp.	5,331	Harrington Park Boro.	4,623	Netcong Boro.	3,311
Manasquan Boro.	5,369	Westville Boro.	4,573	Upper Pittsgrove Twp.	3,140
Greenwich Twp. (Gloucester)	5,102	Tewksbury Twp.	4,803	Woodstown Boro.	3,154
Watchung Boro.	5,110	Old Tappan Boro.	4,254	Bethlehem Twp.	3,104
Rochelle Park Twp.	5,587	Hopewell Twp. (Cumberland)	4,215	Wrightstown Boro.	3,843
Penns Grove Boro.	5,228	Spring Lake Boro.	3,499	Alexandria Twp.	3,594
Commercial Twp.	5,026	Bordentown City	4,341	Allamuchy Twp.	3,484
Mendham Boro.	4,890	Ocean Twp. (Ocean)	5,416	Hainesport Twp.	3,249
Highlands Boro.	4,849	Stillwater Twp.	4,253	Independence Twp.	3,940
Neptune City Boro.	4,997	Oaklyn Boro.	4,430	White Twp.	3,603
Dennis Twp.	5,574	Harrison Twp.	4,715	Shrewsbury Boro.	3,096
Andover Twp.	700	Flemington Boro.	4,047	Upper Freehold Twp.	3,277
Prospect Park Boro.	5,053	Union Twp. (Hunterdon)	5,078	Lakehurst Boro.	3,078
Atlantic Highlands Boro.	4,629	Mountain Lakes Boro.	3,847	Saddle River Boro.	2,950
Medford Lakes Boro.	4,462	Wildwood Crest Boro.	3,631	Lawnside Boro.	2,841
Wildwood City	4,484	Mount Arlington Boro.	3,630	Pilesgrove Twp.	3,250
Millstone Twp. (Monmouth)	450	Eastampton Twp.	4,962	Quinton Twp.	2,511
North Wildwood City	5,017	Ho-Ho-Kus Boro.	3,935	Kingwood Twp.	3,325
Magnolia Boro.	4,861	South Bound Brook Boro.	4,185	Sea Isle City City	2,692
Hightstown Boro.	5,126	Delaware Twp.	4,512	Riverton Boro.	2,775
Washington Twp. (Warren)	5,367	Logan Twp.	5,147	Tuckerton Boro.	3,048
Jamesburg Boro.	5,294	Merchantville Boro.	4,095	Springfield Twp. (Burlington)	3,028
East Greenwich Twp.	5,258	South Toms River Boro.	3,869	Deerfield Twp.	2,933
Northvale Boro.	4,563	Mansfield Twp. (Burlington)	3,874	Alloway Twp.	2,795
Lopatcong Twp.	5,052	East Amwell Twp.	4,332	Beverly City	2,973
Demarest Boro.	4,800	Lambertville City	3,927	Moonachie Boro.	2,817
Mount Ephraim Boro.	4,517	Long Beach Twp.	3,407	Green Twp.	2,709
Bradley Beach Boro.	4,475	Buena Boro.	4,441	Montague Twp.	2,832
Edgewater Boro.	5,001	Pohatcong Twp.	3,591	Woodbine Boro.	2,678
Hardyston Twp.	5,275	Monmouth Beach Boro.	3,303	Gibbsboro Boro.	2,383
Chesterfield Twp.	5,152	Delanco Twp.	3,316	Ogdensburg Boro.	2,722
Hampton Twp.	4,438	Harding Twp.	3,640	Harmony Twp.	2,653
Egg Harbor City	4,583	Stanhope Boro.	3,393	Sea Girt Boro.	2,099
Norwood Boro.	4,858	High Bridge Boro.	3,886	Woodlynne Boro.	2,547

1992 TABLE 2 (Continued)

<u>COUNTY</u>	<u>POPULATION</u>	<u>MUNICIPALITY</u>	<u>POPULATION</u>	<u>MUNICIPALITY</u>	<u>POPULATION</u>
Alpha Boro.	2,530	Mannington Twp.	1,693	Lebanon Boro.	1,036
Belvidere Town	2,669	Winfield Twp.	1,576	Eagleswood Twp.	1,476
Fredon Twp.	2,763	East Newark Boro.	2,157	Victory Gardens Boro.	1,314
Franklin Twp. (Warren)	2,404	Frelinghuysen Twp.	1,779	Califon Boro.	1,073
Knowlton Twp.	2,543	Oxford Twp.	1,790	Greenwich Twp. (Cumberland)	911
Riverdale Boro.	2,370	Alpine Boro.	1,716	Interlaken Boro.	910
Franklin Twp. (Hunterdon)	2,851	Hampton Boro.	1,515	Port Republic City	992
Sussex Boro.	2,201	Chesilhurst Boro.	1,526	Roosevelt Boro.	884
Lawrence Twp. (Cumberland)	2,433	Hope Twp.	1,719	Allenhurst Boro.	759
Avalon Boro.	1,809	Glen Gardner Boro.	1,665	Andover Boro.	700
Pennington Boro.	2,537	Surf City Boro.	1,375	Branchville Boro.	851
Essex Fells Twp.	2,139	Lower Alloways Creek Twp.	1,858	Bloomsbury Boro.	890
Cranbury Twp.	2,500	Island Heights Boro.	1,470	Washington Twp. (Burlington)	805
Laurel Springs Boro.	2,341	South Belmar Boro.	1,482	Rocky Hill Boro.	693
Wenonah Boro.	2,331	Sandyston Twp.	1,732	Barnegat Light Boro.	675
West Amwell Twp.	2,232	Newfield Boro.	1,592	Far Hills Boro.	657
Avon-by-the-Sea Boro.	2,230	Ship Bottom Boro.	1,352	Stockton Boro.	629
Lavallette Boro.	2,220	Elmer Boro.	1,571	Shiloh Boro.	408
Hamburg Boro.	2,212	Weymouth Twp.	1,957	Fieldsboro Boro.	579
South Hackensack Twp.	2,188	Ocean Gate Boro.	2,078	Millstone Boro. (Somerset)	450
Seaside Heights Boro.	2,188	Frenchtown Boro.	1,528	Mantoloking Boro.	334
Brooklawn Boro.	2,079	Bass River Twp.	1,580	Harvey Cedars Boro.	362
Liberty Twp.	2,074	Stow Creek Twp.	1,437	West Wildwood Boro.	453
Peapack Gladstone Boro.	2,065	Chester Boro.	1,214	Loch Arbour Village	380
Hopewell Boro.	2,055	Farmingdale Boro.	1,462	Cape May Point Boro.	248
Woodland Twp.	2,037	Milford Boro.	1,273	Corbin City City	412
Swedesboro Boro.	2,037	Woolwich Twp.	1,459	Rockleigh Boro.	270
Downe Twp.	2,003	Stone Harbor Boro.	1,025	Walpack Twp.	67
Lafayette Twp.	1,939	Bay Head Boro.	1,226	Pine Valley Boro.	19
Folsom Boro.	1,925	Helmetta Boro.	1,211	Teterboro Boro.	22
Clinton Town	1,921	Elsinboro Twp.	1,170	Pahaquarry Twp.	20
Allentown Boro.	1,907	West Cape May Boro.	1,026	Tavistock Boro.	35
Sea Bright Boro.	1,847	Englishtown Boro.	1,268		
South Harrison Twp.	1,831	Audubon Park Boro.	1,150		
Oldsman Twp.	1,831	Longport Boro.	1,224		
Seaside Park Boro.	1,800	Hi-Nella Boro.	1,040		
Deal Boro.	1,790	Pemberton Boro.	1,367		
Greenwich Twp. (Warren)	1,778	Shrewsbury Twp.	1,098		
Pine Beach Boro.	1,771	Estell Manor City	1,404		
Beach Haven Boro.	1,765	Hardwick Twp.	1,235		

TABLE 3

SUMMARY OF CURRENT FINANCES OF ALL MUNICIPALITIES - DECEMBER 31, 1988 to 1992

(THOUSANDS OF DOLLARS)*

ASSETS AND LIABILITIES

<u>Assets</u>	<u>1988</u>	<u>1989</u>	<u>1990</u>	<u>1991</u>	<u>1992</u>
Cash	\$ 1,724,519	\$ 1,793,696	\$ 1,772,002	\$ 1,879,859	\$ 2,023,893
Taxes Receivables	310,770	392,612	462,371	483,930	532,667
Title Liens	74,150	88,947	162,483	213,186	258,589
Foreclosed Property	288,921	293,677	312,164	322,895	344,170
Other Receivables	131,772	137,131	135,502	340,488	191,514
State Aid Receivables	45,758	38,414	103,614	181,122	79,169
Emergencies and Deferred Charges	<u>71,216</u>	<u>100,235</u>	<u>135,315</u>	<u>189,286</u>	<u>131,612</u>
TOTAL	<u>\$ 2,647,106</u>	<u>\$ 2,844,712</u>	<u>\$ 3,083,451</u>	<u>\$ 3,610,766</u>	<u>\$ 3,561,614</u>
 <u>Liabilities</u>					
Cash Liabilities	\$ 1,086,660	\$ 1,204,056	\$ 1,327,747	\$ 1,658,735	\$ 1,415,147
Reserves for Receivables	806,536	912,283	1,078,313	1,188,539	1,312,438
Surplus Revenues	<u>753,910</u>	<u>728,373</u>	<u>677,391</u>	<u>763,492</u>	<u>834,029</u>
TOTAL	<u>\$ 2,647,106</u>	<u>\$ 2,844,712</u>	<u>\$ 3,083,451</u>	<u>\$ 3,610,766</u>	<u>\$ 3,561,614</u>

SUMMARY OF CURRENT FINANCES OF ALL COUNTIES - DECEMBER 31, 1988 to 1992

ASSETS AND LIABILITIES

<u>Assets</u>					
Cash	\$ 525,580	\$ 540,193	\$ 569,894	\$ 528,241	\$ 615,986
State Aid Receivables	35,146	15,751	13,276	9,418	-0-
Other Receivables	82,116	83,903	91,423	88,890	378,384
Deferred Charges and Emergencies	<u>2,799</u>	<u>14,141</u>	<u>43,793</u>	<u>8,139</u>	<u>1,878</u>
TOTAL	<u>\$ 645,641</u>	<u>\$ 653,988</u>	<u>\$ 718,386</u>	<u>\$ 634,688</u>	<u>\$ 996,248</u>
 <u>Liabilities</u>					
Cash Liabilities	\$ 328,097	\$ 339,257	\$ 385,381	\$ 316,101	\$ 389,404
Reserves for Receivables	86,959	63,957	71,750	71,665	71,250
Surplus Revenues	<u>230,585</u>	<u>250,774</u>	<u>261,255</u>	<u>246,922</u>	<u>535,594</u>
TOTAL	<u>\$ 645,641</u>	<u>\$ 653,988</u>	<u>\$ 718,386</u>	<u>\$ 634,688</u>	<u>\$ 996,248</u>

*Rounded to the nearest thousand

TABLE 4

SUMMARY OF EXPENDITURES AND REVENUES OF ALL COUNTY GOVERNMENTS - 1988 to 1992

<u>EXPENDITURES</u>	<u>1988</u>	<u>1989</u>	<u>1990</u>	<u>1991</u>	<u>1992</u>
<u>County Functions</u>					
General Government	\$ 460,928,896	\$ 518,310,085	\$ 536,567,388	\$ 554,948,627	\$ 606,220,655
Judiciary	169,911,913	186,052,998	213,406,780	231,576,674	217,750,657
Public Safety	260,601,465	312,098,494	344,315,116	360,592,181	388,632,825
Public Works					
Roads and Bridges	106,155,345	111,249,582	104,282,432	105,928,017	103,428,073
Other	87,870,463	85,398,555	128,708,880	122,259,177	131,808,944
Health	453,527,870	459,823,503	497,652,472	613,744,000	704,442,773
Welfare	297,489,310	318,097,209	386,773,737	420,651,595	400,172,783
Recreation & Conservation	76,377,714	83,541,687	87,918,457	90,461,107	95,032,686
Education	284,539,375	316,854,392	288,770,381	289,664,051	317,834,252
FICA & Fringe Benefits	246,106,825	296,666,317	341,190,994	388,384,747	376,910,382
CETA & Other Public Employment Programs	22,000	8,034	-0-	-0-	-0-
Total County Functions	<u>\$ 2,443,531,176</u>	<u>\$ 2,688,100,856</u>	<u>\$ 2,929,586,637</u>	<u>\$ 3,178,210,176</u>	<u>\$ 3,342,234,030</u>
<u>Other Expenses</u>					
*Capital Improvements	\$ 25,337,688	\$ 31,875,581	\$ 26,753,667	\$ 20,998,142	\$ 21,388,806
Debt Principal	144,561,002	150,737,076	165,698,707	187,367,776	198,965,513
Debt Interest	106,448,780	107,362,124	128,135,936	136,678,676	149,331,996
Deferred Charges	19,188,030	16,603,119	25,270,203	77,155,726	26,651,698
Reserve for Uncollected Taxes	-0-	-0-	-0-	-0-	-0-
Total Other Expenses	<u>\$ 295,535,500</u>	<u>\$ 306,577,900</u>	<u>\$ 345,858,513</u>	<u>\$ 401,202,178</u>	<u>\$ 396,338,113</u>
TOTAL EXPENDITURES	<u>\$ 2,713,728,988</u>	<u>\$ 2,962,803,175</u>	<u>\$ 3,248,691,483</u>	<u>\$ 3,579,412,354</u>	<u>\$ 3,717,183,237</u>
<u>REVENUES</u>					
Surplus (Prior years)	\$ 149,915,463	\$ 154,473,176	\$ 161,997,975	\$ 178,027,845	\$ 171,787,120
Miscellaneous	859,051,386	905,150,124	985,708,930	1,348,828,450	1,448,684,747
Revenue Sharing	2,372,403	184,314	79,875	-0-	-0-
Current Tax Collections	<u>\$ 1,806,887,122</u>	<u>\$ 2,001,088,437</u>	<u>\$ 2,193,422,709</u>	<u>\$ 2,157,993,973</u>	<u>\$ 2,237,147,332</u>
TOTAL REVENUES	<u>\$ 2,818,226,374</u>	<u>\$ 3,060,896,051</u>	<u>\$ 3,341,209,489</u>	<u>\$ 3,684,850,268</u>	<u>\$ 3,857,619,199</u>

*Not included in Totals

TABLE 5

SUMMARY OF EXPENDITURES AND REVENUES OF ALL MUNICIPALITIES 1988 to 1992

<u>EXPENDITURES</u>	<u>1988</u>	<u>1989</u>	<u>1990</u>	<u>1991</u>	<u>1992</u>
Municipal Functions					
General Government	\$ 788,872,161	\$ 850,032,235	\$ 923,947,928	\$ 897,897,813	\$ 1,071,964,090
Judiciary	53,679,217	59,694,614	63,829,889	73,742,502	78,356,580
Public Safety	1,206,438,678	1,299,170,681	1,389,052,482	1,490,665,198	1,545,637,992
Public Works					
Roads and Bridges	307,916,574	298,708,789	307,626,993	355,195,664	323,231,138
Other	664,458,126	748,115,007	801,730,992	809,688,202	903,702,526
Health	79,550,244	85,096,629	98,115,063	94,689,965	102,751,380
Welfare	39,930,196	41,358,651	49,395,456	38,367,093	34,328,729
Recreation & Conservation	124,172,166	141,274,093	157,775,889	143,379,323	152,236,168
Education	125,237,786	143,333,133	154,122,810	154,274,916	157,568,151
FICA & Fringe Benfits	447,821,056	523,978,746	576,834,364	644,739,033	552,742,909
CETA & Other Public					
Employment Programs	<u>3,050,018</u>	<u>5,433,047</u>	<u>2,356,814</u>	<u>1,750,663</u>	<u>1,807,482</u>
	<u>\$ 3,841,126,222</u>	<u>\$ 4,196,195,625</u>	<u>\$ 4,524,788,680</u>	<u>\$ 4,704,390,372</u>	<u>\$ 4,924,327,145</u>
Other Expense					
*Capital Improvements	\$ 48,099,154	\$ 46,093,776	\$ 43,320,024	\$ 33,743,168	\$ 40,926,008
Debt-Principal	213,640,064	245,365,568	257,993,200	297,122,514	312,376,158
Debt-Interest	186,285,342	207,023,512	222,919,141	249,359,118	245,722,511
Deferred Charges	79,679,804	58,395,587	77,365,212	80,276,462	88,981,108
Reserve for Uncollected Taxes	381,085,712	433,824,775	529,022,984	609,265,095	643,134,206
School, County and Special					
District Taxes	<u>5,783,852,475</u>	<u>6,483,039,488</u>	<u>7,264,313,412</u>	<u>7,484,532,466</u>	<u>7,756,238,776</u>
Total Other Expenses	<u>\$ 6,644,543,397</u>	<u>\$ 7,427,648,930</u>	<u>\$ 8,394,933,973</u>	<u>\$ 8,720,555,656</u>	<u>\$ 9,046,452,759</u>
TOTAL EXPENDITURES	<u>\$10,485,669,619</u>	<u>\$11,623,844,555</u>	<u>\$12,876,402,629</u>	<u>\$13,424,946,027</u>	<u>\$13,970,779,904</u>
<u>REVENUES</u>					
Surplus (prior years)	\$ 446,708,250	\$ 507,644,091	\$ 480,598,651	\$ 509,075,940	\$ 502,684,808
Miscellaneous Revenues	1,730,566,994	1,819,943,848	1,936,677,284	1,886,771,023	1,920,656,895
State Aid Revenues	434,437,014	415,664,068	437,868,565	841,273,980	880,831,662
State and Local Fiscal					
Assistance Act Utilized	1,153,208	405,557	84,051	9,505	322
Delinquent Taxes and Liens	259,329,929	278,276,852	330,304,111	411,878,663	425,971,857
Current Tax Collections	<u>7,649,833,535</u>	<u>8,525,243,980</u>	<u>9,462,412,276</u>	<u>8,805,241,814</u>	<u>9,700,453,592</u>
TOTAL REVENUES	<u>\$10,522,028,930</u>	<u>\$11,547,178,396</u>	<u>\$12,647,944,938</u>	<u>\$12,454,250,925</u>	<u>\$13,430,599,136</u>

*Not included in Totals

TABLE 6

STATEWIDE TRENDS IN STATUTORY NET CAPITAL DEBT

The following statement, showing the statutory net capital debt of counties and municipalities, represents the outstanding indebtedness authorized, including issued and unissued debt.

<u>Municipal Gross Debt</u>	<u>1988</u>	<u>1989</u>	<u>1990</u>	<u>1991</u>	<u>1992</u>
School	\$ 1,744,027,536	\$ 1,751,905,257	\$ 1,807,407,375	\$ 1,890,381,137	\$ 2,337,180,215
Utility	1,209,103,418	1,296,145,032	1,509,823,247	1,818,794,219	1,705,249,953
General	<u>3,450,421,132</u>	<u>3,792,266,011</u>	<u>4,084,149,336</u>	<u>4,747,769,216</u>	<u>5,133,681,364</u>
Total Gross Debt	\$ 6,403,552,086	\$ 6,840,316,300	\$ 7,401,379,958	\$ 8,456,944,574	\$ 9,176,111,533
Statutory Deductions	<u>3,202,563,913</u>	<u>3,311,919,774</u>	<u>3,457,695,452</u>	<u>3,813,252,789</u>	<u>4,052,949,180</u>
Municipal Net Capital Debt	\$ 3,200,988,173	\$ 3,528,396,526	\$ 3,943,684,506	\$ 4,643,691,785	\$ 5,123,162,353
Percent of Net Debt	.89	.82	.82	.92	1.01
<u>County Gross Debt</u>	\$ 2,881,625,668	\$ 3,489,008,575	\$ 3,691,233,689	\$ 4,204,817,289	\$ 4,503,423,468
Statutory Deductions	<u>703,010,691</u>	<u>1,049,208,713</u>	<u>1,045,227,888</u>	<u>1,235,861,955</u>	<u>1,320,621,928</u>
County Net Capital Debt	\$ <u>2,178,614,977</u>	\$ <u>2,439,799,862</u>	\$ <u>2,646,005,801</u>	\$ <u>2,968,955,334</u>	\$ <u>3,182,801,540</u>
Percent of Net Debt	.61	.57	.55	.59	.63
<u>Municipal and County Debt</u>					
Gross Capital Debt	\$ 9,285,177,754	\$ 10,329,324,875	\$ 11,092,613,647	\$ 12,661,761,863	\$ 13,679,535,001
Net Capital Debt	5,379,603,150	5,968,196,388	6,589,690,307	7,612,647,119	8,305,963,893
Percent of Net Debt	1.50	1.39	1.37	1.51	1.64
Average of Three Years' Equalized Valuation	\$359,912,977,986	\$427,822,474,454	\$479,748,271,304	\$503,473,922,396	\$504,933,084,740

TABLE 7

TOTAL GROSS AND NET DEBT OF MUNICIPALITIES AND COUNTIES BY COUNTY FOR 1992

This table shows the total gross debt of municipalities and counties, the total net debt, and the percentage that net debt bears to the "equalized valuation basis" of the three preceding years' real property.*

COUNTY	GROSS DEBT			NET DEBT			% OF NET DEBT			EQUALIZED VALUATION BASIS
	MUNICIPAL	COUNTY	TOTAL	MUNICIPAL	COUNTY	TOTAL	MUN.	CO.	TOT.	
Atlantic	\$ 532,535,555	\$ 102,986,731	\$ 635,522,286	\$ 247,115,863	\$ 95,817,205	\$ 342,933,068	1.32	.51	1.83	\$ 18,697,369,711
Bergen	541,602,156	376,736,383	918,338,539	422,482,926	302,809,382	725,292,308	.52	.38	.90	80,578,199,495
Burlington	396,708,976	354,789,032	751,498,008	203,292,236	227,966,784	431,259,020	1.10	1.24	2.34	18,426,810,469
Camden	543,100,829	245,082,698	788,183,527	281,385,777	241,677,898	523,063,675	1.49	1.28	2.77	18,835,637,450
Cape May	206,520,326	338,234,025	544,754,351	134,005,956	92,352,443	226,358,399	1.04	.72	1.76	12,829,843,673
Cumberland	109,439,018	70,530,851	179,969,869	35,484,265	47,048,084	82,532,349	.93	1.23	2.16	3,830,053,001
Essex	858,007,175	713,153,151	1,571,160,326	383,664,502	334,898,058	718,562,560	.98	.86	1.84	38,953,561,114
Gloucester	192,812,582	87,719,233	280,531,815	84,712,886	77,889,785	162,602,671	.88	.81	1.67	9,638,348,732
Hudson	1,021,567,369	275,805,932	1,297,373,301	544,421,985	104,364,579	648,786,564	2.29	.44	2.73	23,750,161,652
Hunterdon	97,758,189	76,186,538	173,944,727	44,900,331	76,186,538	121,086,869	.48	.82	1.30	9,240,455,311
Mercer	535,455,767	244,414,979	779,870,746	293,938,824	92,815,859	386,754,683	1.60	.50	2.10	18,353,612,049
Middlesex	995,866,049	274,135,132	1,270,001,181	646,652,372	261,305,132	907,957,504	1.46	.59	2.05	44,193,832,162
Monmouth	590,013,772	274,227,725	864,241,497	370,030,758	187,313,725	557,344,483	.93	.47	1.40	39,760,443,485
Morris	773,665,549	174,143,073	947,808,622	361,614,180	171,706,074	533,320,254	.91	.43	1.34	39,638,205,769
Ocean	408,080,461	297,745,750	705,826,211	246,669,042	295,284,933	541,953,975	.76	.91	1.67	32,565,074,950
Passaic	429,825,909	229,639,692	659,465,601	258,860,366	210,174,632	469,034,998	1.07	.87	1.94	24,173,983,880
Salem	40,150,698	8,501,701	48,652,399	10,469,392	7,083,700	17,553,092	.42	.29	.71	2,472,416,737
Somerset	294,893,358	155,740,000	450,633,358	177,951,796	154,190,954	332,142,750	.79	.68	1.47	22,612,939,912
Sussex	120,446,324	63,958,275	184,404,599	48,127,073	63,477,013	111,604,086	.57	.76	1.33	8,373,012,639
Union	415,494,871	121,212,438	536,707,309	304,691,813	119,958,633	424,650,446	.93	.37	1.30	32,609,567,938
Warren	72,166,599	18,480,129	90,646,728	22,690,008	18,480,129	41,170,137	.42	.34	.76	5,383,490,660
TOTALS	\$9,176,111,533	\$4,503,423,468	\$13,679,535,001	\$5,123,162,353	\$3,182,801,540	\$8,305,963,893	1.01	.63	1.64	\$504,933,084,740

*Amounts rounded to nearest dollar

TABLE 8

AUTHORITY DEBT - DECEMBER 31, 1992

The following tabulation represents the outstanding capital debt of locally created Authorities within New Jersey. Local Authorities operate on various fiscal years; the amounts shown below reflect outstanding bonds, notes, loans and mortgages payable by the Authority as of the respective fiscal year ended nearest to December 31, 1992. The information was obtained from reports of audit filed with the Division pursuant to law.

<u>AUTHORITY</u>	<u>TYPE</u>	<u>AMOUNT</u>	<u>AUTHORITY</u>	<u>TYPE</u>	<u>AMOUNT</u>
Aberdeen	MUA	17,885,000	Delaware	MUA	120,000
Asbury Park (6)	PA	-0-	Delran	SA	15,882,735
Atlantic City (4)	CCA	-0-	Deptford	MUA	11,870,670
Atlantic City	MUA	31,784,612	Dover Twp.	MUA	23,283,158
Atlantic Co.	IA	161,262,992	Dover Twp.	PA	28,333
Atlantic Co.	TA	3,530,884	Dunellen	PA	31,210
Atlantic Co.	UA	66,517,156	East Brunswick (6)	SA	-0-
Atlantic Highlands	RSA	9,657,400	East Orange (6)	PA	-0-
Bayonne	PA	18,220	East Rutherford	SA	3,705,000
Bayshore	RSA	56,783,150	East Windsor	MUA	37,107,698
Beach Haven	SA	41,000	Eatontown	SA	1,200,000
Beachwood	SA	3,926,587	Edgewater	MUA	29,326,701
Bergen Co.	UA	302,203,344	Edgewater Park	SA	-0-
Berkeley	MUA	5,504,643	Egg Harbor	MUA	5,270,000
Berkeley	SA	2,395,000	Elizabeth	PA	2,800,000
Bernards	SA	19,290,000	Elk	MUA	-0-
Beverly	SA	19,000	Essex Co.	IA	254,169,694
Bordentown	SA	27,025,000	Evesham	MUA	43,205,000
Brick	MUA	75,615,000	Ewing-Lawrence	SA	20,375,000
Bridgeton	MPA	960,754	Florham Park	SA	10,025,000
Buena	MUA	7,220,000	Fort Lee	PA	-0-
Burlington Co. (2)	BC	-0-	Franklin (Som)	SA	5,165,000
Camden	PA	993,702	Gloucester City (4)	SA	-0-
Camden	MPA	1,475,000	Gloucester Co.	IA	105,137,482
Camden Co.	IA	-0-	Gloucester Co.	PCFA	-0-
Camden Co.	MUA	700,926,610	Gloucester Co.	UA	59,362,296
Camden Co.	PCFA	208,761,955	Gloucester Twp.	MUA	9,173,075
Cape May Co.	BC	4,305,000	Hackettstown	MUA	23,452,519
Cape May Co.	MUA	459,001,549	Hackettstown	PA	-0-
Cape May Co.	PCFA	-0-	Hamilton (Alt.)	MUA	16,495,000
Carlstadt	SA	2,910,000	Hanover	SA	16,649,758
Carneys Point	SA	7,448,666	Hardyston	MUA	7,400
Cinnaminson	SA	5,850,000	Hazlet	SA	5,265,704
Clementon	SA	596,862	Highland Park	PA	-0-
Clifton (4)	MUA	-0-	Hillsborough	MUA	8,970,000
Clifton (3)	SWMA	-0-	Hoboken	PA	10,620,000
Clinton	SA	1,800,000	Hoboken-Union City-	-	-
Cumberland Co.	IA	26,888,535	Weehawken	SA	146,325,004
Cumberland Co. (3)	PCFA	-0-	Howell (4)	MUA	-0-
Cumberland Co.	UA	12,825,000	Hudson Co.	IA	487,245,056
Delanco	SA	-0-			

TABLE 8

AUTHORITY DEBT - DECEMBER 31, 1992

<u>AUTHORITY</u>	<u>TYPE</u>	<u>AMOUNT</u>	<u>AUTHORITY</u>	<u>TYPE</u>	<u>AMOUNT</u>
Hudson Co. (4)	UA	-0-	Musconetcong	SA	21,300,000
Hunterdon Co.	UA	450,000	National Park	MUA	255,000
Independence	MUA	-0-	Neptune Twp.	SA	13,824,792
Jackson	MUA	4,317,000	Newark	PA	1,575,000
Jersey City (6)	INCA	-0-	New Brunswick	PA	28,415,352
Jersey City	MPA	7,461,085	Newton	PA	3,093
Jersey City	PA	1,831,871	North Bergen	MUA	45,340,000
Jersey City	SA	84,906,649	North Bergen (6)	PA	-0-
Keansburg	MUA	18,710,000	North Bergen (3)	MPA	-0-
Kearny (3)	MPA	-0-	North Plainfield	PA	-0-
Kearny	MUA	9,350,529	Northeast Mon. Co.	RSA	35,713,632
Lacey	MUA	48,635,000	Northwest Bergen Co.	UA	37,682,345
Lakeland Reg (3)	SWMA	-0-	Ocean City (4)	PA	-0-
Lakewood	MUA	5,825,000	Ocean Co. (3)	PCFA	-0-
Lambertville	SA	2,650,000	Ocean Co.	UA	280,296,540
Landis	SA	21,710,000	Ocean Twp.	MUA	9,758,699
Laurel Springs	SA	-0-	Ocean Twp.	SA	30,080,021
Lebanon Boro.	SA	-0-	Old Bridge	MUA	36,627,139
Linden-Roselle	SA	12,348,134	Passaic City (4)	MUA	-0-
Lindenwold	MUA	185,000	Passaic Co.	UA	94,090,887
Little Egg Harbor (6)	MUA	-0-	Passaic Co. (3)	PCFA	-0-
Little Falls (3)	MUA	-0-	Passaic Valley	WC	65,694,290
Logan	MUA	3,665,000	Paterson	MUA	-0-
Long Branch	SA	23,156,146	Paterson	PA	6,095,107
Lower	MUA	23,389,515	Pemberton	MUA	48,903
Manasquan River	RSA	14,085,518	Penns Grove	SA	2,879,650
Manchester (4)	MUA	-0-	Pennsauken	SA	4,630,000
Mantua	MUA	12,375,000	Pennsauken (3)	SWMA	-0-
Marlboro	MUA	18,263,789	Pennsville	SA	9,134,015
Mercer Co.	IA	461,020,879	Peq.-Linc.Pk-Fair.	SA	38,190,355
Merchantville-Pennsauken	WC	966,000	Peq. River Basin	RSA	19,198,836
Metuchen	PA	335,000	Perth Amboy	PA	910,000
Middlesex Co.	IA	7,137,125	Perth Amboy (3)	MPA	-0-
Middlesex Co. (3)	PCFA	-0-	Phillipsburg	PA	8,844
Middlesex Co.	UA	309,728,550	Pine Hill	MUA	3,081,009
Middletown	SA	27,090,000	Pt. Pleasant Beach	PA	-0-
Mon. Co. Bayshore	OA	1,625,000	Pompton Lakes	MUA	14,990,680
Monmouth Co.	IA	244,370,000	Rahway City	PA	-0-
Monroe (Glou.)	MUA	10,379,279	Rahway Valley	SA	8,235,487
Monroe (Midd)	MUA	22,400,000	Randolph	MUA	16,405,559
Montville	MUA	18,001,236	Raritan Twp.	MUA	15,588,939
Morris Co.	MUA	19,828,755	Readington-Lebanon	SA	4,845,000
Morristown	PA	6,303,073	Ringwood	SA	4,975,000
Mount Holly	SA	9,637,202	Riverside	SA	2,372,600
Mount Laurel	MUA	17,755,000	Rockaway Valley	RSA	30,071,627

TABLE 8

AUTHORITY DEBT - DECEMBER 31, 1992

<u>AUTHORITY</u>	<u>TYPE</u>	<u>AMOUNT</u>	<u>AUTHORITY</u>	<u>TYPE</u>	<u>AMOUNT</u>
Rockleigh	SA	-0-	Union Co.	UA	282,790,000
Runnemede	SA	-0-	Wanaque	SA	11,797,808
Salem	MPA	283,500	Wanaque Valley	RSA	17,505,000
Salem Co.	IA	26,145,000	War Co. Lopatcong Ck (3)	MUA	-0-
Salem Co.	PCFA	-0-	War. Co. Paulins Kill. (3)	MUA	-0-
Salem Co.	UA	12,065,000	Warren Co. - Pequest River	MUA	6,445,000
Secaucus	MUA	32,079,081	Warren Co.	PCFA	114,693,125
Somers Point	SA	379,000	Warren	SA	15,275,059
Somerset Co. (3)	PCFA	-0-	Washington Twp. (Glou.)	MUA	12,196,480
Somerset-Raritan	RSA	46,302,464	Washington Twp. (Mer.)	MUA	505,000
Southeast Morris Co	MUA	19,803,099	Washington Twp. (Mor.)	MUA	4,585,000
South Monmouth Co.	RSA	8,620,000	Washington Twp. (War.)	SA	-0-
South Orange	PA	-0-	Waterford	MUA	2,105,000
South River	PA	-0-	Weehawken (4)	PA	-0-
South Toms River	SA	2,040,000	Western Monmouth Co.	UA	30,210,478
Stafford	MUA	32,020,699	West Milford	MUA	3,673,975
Stony Brook	RSA	36,530,000	West New York	MUA	85,340,545
Stratford	SA	210,000	West New York	PA	-0-
Summit	MUA	-0-	West Windsor	PA	730,000
Sussex Co.	MUA	58,274,492	Westwood	PA	64,965
Trenton	PA	885,000	Weymouth	MUA	202,554
Tuckerton (4)	MUA	-0-	Wharton	SA	-0-
Union City	PA	2,674	Willingboro	MUA	17,727,238
Union Co.	IA	56,737,536	Woodbine	MUA	998,154
Union Co.	PCFA	69,840,000	Woodbine	PRTA	-0-
			Woodstown	SA	1,538,929
			Wrightstown	MUA	2,036,926

BC - Bridge Commission

A - Improvement Authority
 INCA - Incinerator Authority
 MPA - Municipal Port Authority
 MUA - Municipal Utilities Authority
 OA - Outfall Utilities Authority
 PA - Parking Authority
 PCFA - Pollution Control Financing Authority
 PRTA - Port Authority
 RSA - Regional Sewerage Authority
 SA - Sewerage Authority

TOTAL AUTHORITY DEBT 6,942,573,945

SWMA - Solid Waste Management Authority
 TA - Transportation Authority
 UA - Utilities Authority

- (1) - Information received by telephone
 (2) - Information not Available
 (3) - Not Operating
 (4) - Recently dissolved
 (5) - Recently created
 (6) - Current Year Information Not Avail.

TABLE 9

TRENDS IN CURRENT AND DELINQUENT LOCAL PROPERTY TAXES

(AN HISTORICAL TABLE SHOWING LEVIES, COLLECTIONS, AND DELINQUENCIES SINCE 1970)

YEAR	C U R R E N T						D E L I N Q U E N T		
	CASH COLLECTIONS TOTAL TAX LEVY	AMOUNT	%	% OF LEVY CANCELLED OR ADJUSTED	OUTSTANDING DEC. 31 AMOUNT	%	DELINQUENT TAXES (ALL YEARS)*	OUTSTANDING DEC. 31 TAX TITLE LIENS	FORECLOSED PROPERTY
1970	1,965,610,339	1,857,735,761	94.51	.98	88,834,447	4.51	116,331,182	36,453,999	54,080,687
1971	2,228,700,613	2,107,940,802	94.58	.64	96,297,126	4.32	123,331,414	43,110,986	58,023,891
1972	2,452,254,384	2,323,698,669	94.76	.55	102,686,227	4.19	130,638,352	48,363,795	67,890,472
1973	2,598,745,142	2,465,654,270	94.87	.57	108,651,329	4.18	136,402,145	57,401,373	77,806,556
1974	2,779,195,767	2,629,046,026	94.60	.69	127,539,699	4.59	162,304,272	60,106,637	97,451,943
1975	3,029,408,635	2,853,776,163	94.20	.70	145,052,461	4.79	185,521,327	72,442,111	102,078,118
1976	3,354,853,643	3,165,060,889	94.34	.82	142,663,904	4.25	187,043,752	83,982,002	122,910,533
1977	3,305,642,100	3,138,535,798	94.95	.64	128,539,284	3.89	175,674,729	79,875,324	141,098,333
1978	3,382,844,855	3,223,886,852	95.30	.56	121,417,610	3.59	167,709,975	81,170,959	151,851,345
1979	3,521,414,644	3,393,315,323	96.36	.53	131,454,324	3.73	170,939,711	69,858,024	163,740,047
1980	3,863,438,643	3,675,617,955	95.14	.54	150,051,469	3.88	190,397,219	68,578,962	187,828,918
1981	4,276,515,902	4,054,260,723	94.80	.59	178,506,117	4.17	217,883,838	74,138,690	217,093,389
1982	4,628,982,448	4,394,429,211	94.93	.52	189,564,927	4.09	230,226,316	84,268,523	237,476,664
1983	5,005,188,446	4,765,543,672	95.21	.56	191,716,284	3.83	224,912,999	91,606,790	257,033,428
1984	5,357,729,212	5,165,526,211	96.41	.40	194,056,730	3.62	218,852,216	94,016,178	281,666,834
1985	5,676,751,632	5,427,568,172	95.61	.40	206,064,153	3.63	230,036,526	93,450,898	285,493,714
1986	6,325,701,453	6,067,178,867	95.91	.30	219,117,346	3.61	250,717,041	85,927,197	284,690,229
1987	7,022,956,800	6,754,333,216	96.17	.34	226,827,016	3.36	259,123,579	83,299,155	289,757,300
1988	7,968,790,778	7,649,833,535	96.00	.77	276,993,185	3.48	310,769,961	74,149,683	288,921,465
1989	8,934,923,306	8,525,243,979	95.40	.38	353,007,305	3.95	392,612,418	88,946,492	293,676,697
1990	9,959,468,577	9,462,412,275	95.01	.49	422,412,028	4.24	462,370,894	162,482,842	312,163,675
1991	9,305,227,440	8,805,241,814	94.63	.57	391,930,887	4.21	483,929,886	213,186,230	322,894,852
1992	10,695,613,140	9,700,453,592	90.70	.71	445,361,935	4.16	532,667,140	258,589,460	344,170,375

*Includes December 31st figures of current year

Table 10

SPECIAL DISTRICT TAXES LEVIED IN 1992

This table presents a tabulation of special district taxes levied upon a portion of the municipalities listed for the specific services - (F) Fire, (G) Garbage, (L) Light, (W) Water, (C) Commons, (SI) Special Improvements. These taxes and obligations are the sole responsibility of the special districts; operations cause no liability for the balance of the municipality. The parenthetical figures denote the number of districts.

MUNICIPALITY	# FIRE DIST'S	FIRE AMOUNT	OTHER DIST'S	OTHER AMOUNT	TOTAL DIST'S	TAX LEVY	MUNICIPALITY	# FIRE DIST'S	FIRE AMOUNT	OTHER DIST'S	OTHER AMOUNT	TOTAL DIST'S	TAX LEVY
Aberdeen Twp.	(2)	591,168	G-(1)	1,253,620	(3)	1,844,788	Lindenwold Boro.	(1)	417,793			(1)	417,793
Atlantic City			SI-(1)	121,452	(1)	121,452	Little Egg Harbor Twp.	(3)	449,169			(3)	449,169
Berlin Twp.	(1)	3,102,843			(1)	3,102,843	Lower Twp.	(3)	192,782			(3)	192,782
Beverly City	(1)	78,295			(1)	78,295	Manalapan Twp.	(2)	859,917			(2)	859,917
Bordentown Twp.	(2)	350,873			(2)	350,873	Manasquan Boro.	(1)	222,006			(1)	226,006
Brick Twp.	(3)	1,922,000			(3)	1,922,000	Mansfield Twp. (Burl.)	(1)	4,658			(1)	4,658
Bridgewater Twp.	(4)	743,607	G-(1)	438,542	(5)	1,182,149	Marlboro Twp.	(3)	1,086,750			(3)	1,086,750
Buena Boro.	(2)	168,458			(2)	168,458	Maurice River Twp.	(5)	138,629			(5)	138,629
Buena Vista Twp.	(5)	323,742			(5)	323,742	Middle Twp.	(4)	810,514			(4)	810,514
Burlington Twp.	(1)	538,000			(1)	538,000	Middletown Twp.			G-(1)	2,852,000	(1)	2,852,000
Cedar Grove Twp.			G-(1)	884,459	(1)	884,459	Millstone Twp.	(1)	276,534			(1)	276,534
Cherry Hill Twp.	(8)	3,102,843			(8)	3,102,843	Mine Hill Boro.			G-(1)	409,000	(1)	409,000
Chester Twp.			W-(1)	3,543	(1)	3,543	Monroe Twp. (Midd.)	(3)	1,341,373			(3)	1,341,373
Chesterfield Twp.	(2)	100,275			(2)	100,275	Montgomery Twp.	(2)	395,900			(2)	395,900
Cinnaminson Twp.	(1)	732,245	G-(1)	657,050	(2)	1,389,295	Montville Twp.	(3)	861,334			(3)	861,334
Commercial Twp.	(3)	216,157			(3)	216,157	Moorestown Twp.	(2)	1,054,582			(2)	1,054,582
Delanco Twp.	(1)	196,000			(1)	196,000	Mount Laurel Twp.	(1)	1,489,180			(1)	1,489,180
Delran Twp.	(1)	666,363			(1)	666,363	Mount Olive Twp.			G-(1)	934,268	(1)	934,268
Dennis Twp.	(3)	192,782			(3)	192,782	Neptune Twp.	(2)	1,482,587			(2)	1,482,587
Deptford Twp.	(1)	1,085,983			(1)	1,085,983	Ocean Twp. (Mon.)	(2)	1,352,480			(2)	1,352,480
Dover Twp.	(2)	3,610,095			(2)	3,610,095	Old Bridge Twp.	(4)	1,988,458			(4)	1,988,458
Downe Twp.	(3)	115,054			(3)	115,054	Pars-Troy Hills Twp.	(6)	1,421,738			(6)	1,421,738
East Brunswick Twp.	(3)	1,667,338			(3)	1,667,338	Pennington Boro.	(1)	68,669			(1)	68,669
East Windsor Twp.			G-(1)	922,145	(1)	922,145	Pennsauken Twp.			G-(1)	2,267,284	(1)	2,267,284
Eastampton Twp.	(1)	177,813			(1)	177,813	Pine Hill Boro.	(1)	270,720			(1)	270,720
Edgewater Park Twp.	(1)	195,570			(1)	195,570	Piscataway Twp.	(4)	780,461			(4)	780,461
Edison Twp.			G-(1)	5,543,933	(1)	5,543,933	Pittsgrove Twp.	(3)	328,811			(3)	328,811
Evesham Twp.	(1)	1,632,000			(1)	1,632,000	Plainsboro Twp.	(1)	526,573			(1)	526,573
Ewing Twp.	(1)	186,665			(1)	186,665	Plumsted Twp.	(1)	107,366			(1)	107,366
Florence Twp.	(1)	357,780			(1)	357,780	Red Bank Boro.			SI-(1)	236,140	(1)	236,140
Franklin Twp. (Glou.)	(5)	538,326			(5)	538,326	Riverside Twp.	(1)	238,500			(1)	238,500
Franklin Twp. (Som.)	(4)	1,834,722			(4)	1,834,722	South Brunswick Twp.	(3)	797,720			(3)	797,720
Franklin Lakes Boro.			G-(1)	1,510,500	(1)	1,510,500	Spring Lake Hgts. Boro.	(1)	139,649			(1)	139,649
Freehold Boro.			SI-(1)	102,790	(1)	102,790	Stillwater Twp.			W-(1)	49,500	(1)	49,500
Freehold Twp.	(2)	835,062			(2)	835,062	Swedesboro Boro.			G-(1)	162,207	(1)	162,207
Gloucester Twp.	(6)	2,185,801			(6)	2,185,801	Tabernacle Twp.	(1)	159,620			(1)	159,620
Haddon Twp.	(4)	401,005			(4)	401,005	Tinton Falls Boro.	(2)	724,951			(2)	724,951
Hamilton Twp. (Atl.)			G-(1)	1,208,202	(1)	1,208,202	Trenton City			C-(1)	138,150	(1)	138,150
Hamilton Twp. (Mer.)	(9)	6,373,115			(9)	6,373,115	Upper Twp.	(4)	633,875			(4)	623,875
Hanover Twp.	(2)	811,000			(2)	811,000	Vineland City			S-(1)	2,355,000	(1)	2,355,000
Harrison Twp.	(1)	253,629			(1)	253,629	Vineland City			SI-(1)	82,348	(1)	82,348
Hazlet Twp.	(1)	858,686			(1)	858,686	Voorhees Twp.	(3)	1,608,650			(3)	1,608,650
Hillsborough Twp.	(1)	483,598			(1)	483,598	Wall Twp.	(3)	621,830			(3)	621,830
Hopewell Boro.	(1)	73,850			(1)	73,850	Washington Twp. (Glou.)	(1)	1,292,689	G-(1)	3,216,922	(2)	4,509,611
Hopewell Twp.	(3)	512,955			(3)	512,955	Washington Twp. (Mer.)	(1)	393,404			(1)	393,404
Howell Twp.	(5)	1,677,075			(5)	1,677,075	Weehawken Twp.			G-(1)	840,000	(1)	840,000
Jackson Twp.	(4)	1,289,381			(4)	1,289,381	Westville Boro.	(1)	228,401			(1)	228,401
Jamesburg Boro.	(1)	195,100			(1)	195,100	Wharton Boro.			G-(1)	433,000	(1)	433,000
Jefferson Twp.			G-(1)	2,144,534	(1)	2,144,534	Winslow Twp.	(1)	908,482			(1)	908,482
Lakewood Twp.	(1)	1,460,404			(1)	1,460,404	Woodbridge Twp.	(10)	3,355,139			(10)	3,355,139
Lambertville City	(1)	214,248			(1)	214,248							
TOTALS									<u>71,073,800</u>		<u>28,766,589</u>		<u>99,840,389</u>

TABLE 11

EQUALIZED PROPERTY TAX RATE

The equalized property tax rates for selected years are shown below for all municipalities by County area. These tax rates are the result of multiplying the general tax rate by the ratio of assessed to true value as certified by the Director of Taxation on October 1st of each year pursuant to statute. Thus, the table shows the tax rate that would be applied if the assessment level were 100 percent. This permits ready comparison of the tax trends of New Jersey's local units.

<u>ATLANTIC COUNTY</u>	<u>1988</u>	<u>1989</u>	<u>1990</u>	<u>1991</u>	<u>1992</u>	<u>BERGEN (Con't)</u>	<u>1988</u>	<u>1989</u>	<u>1990</u>	<u>1991</u>	<u>1992</u>
Absecon City	2.14	2.28	2.26	2.35	2.35	East Rutherford Boro.	1.06	.78	.99	1.15	1.41
Atlantic City, City	1.96	1.90	1.99	1.82	2.35	Edgewater Boro.	1.06	1.07	1.25	1.29	1.45
Brigantine City	1.65	1.62	1.59	1.86	1.85	Elmwood Park Boro.	1.21	1.34	1.52	1.58	1.76
Buena Boro.	2.51	2.32	2.36	2.21	2.42	Emerson Boro.	1.62	1.80	2.04	1.92	2.08
Buena Vista Twp.	1.58	1.56	1.63	1.71	1.83	Englewood City	1.79	1.73	1.86	1.98	2.26
Corbin City, City	1.66	1.43	1.59	1.59	1.35	Englewood Cliffs Boro.	.81	.74	.89	.92	.98
Egg Harbor City	3.25	2.94	2.99	2.97	2.92	Fair Lawn Boro.	1.45	1.57	1.74	1.80	1.97
Egg Harbor Twp.	1.98	1.87	1.73	1.76	1.74	Fairview Boro.	1.62	1.65	1.77	1.89	2.08
Estell Manor City	1.63	1.49	1.74	1.72	1.56	Fort Lee Boro.	1.18	1.21	1.03	1.30	1.42
Folsom Boro.	2.27	2.09	2.50	1.97	2.22	Franklin Lakes Boro.	.98	.99	1.09	1.23	1.38
Galloway Twp.	2.15	1.91	1.93	1.98	1.96	Garfield City	1.60	1.69	1.81	1.91	1.98
Hamilton Twp.	2.19	1.87	1.77	1.72	1.99	Glen Rock Boro.	1.57	1.64	1.75	1.95	2.11
Hammonton Town	2.25	2.15	2.27	2.03	2.16	Hackensack City	1.66	1.82	2.04	2.03	2.30
Linwood City	2.28	2.09	2.06	2.12	2.34	Harrington Park Boro.	1.71	1.80	1.98	2.11	2.21
Longport Boro.	.91	.87	.96	1.03	1.03	Hasbrouck Heights Boro.	1.50	1.58	1.82	1.88	2.02
Margate City, City	1.51	1.51	1.42	1.43	1.46	Haworth Boro.	1.48	1.46	1.56	1.75	1.94
Mullica Twp.	2.24	2.13	1.99	1.92	2.13	Hillsdale Boro.	1.70	1.70	1.87	1.96	2.01
Northfield City	2.36	2.27	2.48	2.53	2.71	Ho-Ho-Kus Boro.	1.17	1.20	1.24	1.36	1.47
Pleasantville City	2.99	2.84	2.75	2.56	2.63	Leonia Boro.	1.46	1.51	1.69	1.79	1.99
Port Republic City	2.29	1.92	1.86	1.64	1.78	Little Ferry Boro.	1.38	1.42	1.59	1.71	1.88
Somers Point City	1.86	1.93	2.30	2.13	2.14	Lodi Boro.	1.67	1.79	2.00	2.21	2.19
Ventnor City, City	1.54	1.65	1.66	1.73	1.78	Lynhurst Twp.	1.17	1.32	1.56	1.44	1.44
Weymouth Twp.	2.06	1.98	2.03	1.89	1.78	Mahwah Twp.	1.06	1.19	1.29	1.07	1.40
						Maywood Boro.	1.30	1.48	1.67	1.84	2.06
						Midland Park Boro.	1.47	1.52	1.76	1.85	1.95
<u>BERGEN COUNTY</u>											
Allendale Boro.	1.58	1.59	1.67	1.83	1.95	Montvale Boro.	1.32	1.24	1.32	1.46	1.63
Alpine Boro.	.60	.55	.67	.74	.78	Moonachie Boro.	.89	.85	.95	1.10	1.21
Bergenfield Boro.	2.06	2.18	2.16	2.30	2.53	New Milford Boro.	1.64	1.88	2.15	2.04	2.29
Bohota Boro.	2.01	2.05	2.23	2.17	2.42	North Arlington Boro.	1.30	1.30	1.35	1.57	1.61
Carlstadt Boro.	.93	.90	.94	1.04	1.33	Northvale Boro.	1.64	1.61	1.83	1.99	2.10
Cliffside Park Boro.	1.29	1.31	1.51	1.50	1.63	Norwood Boro.	1.39	1.20	1.52	1.66	1.80
Doster Boro.	1.52	1.55	1.68	1.81	1.98	Oakland Boro.	1.74	1.90	2.01	2.14	2.28
Dresskill Boro.	1.37	1.50	1.56	1.66	1.85	Old Tappan Boro.	1.15	1.15	1.28	1.49	1.58
Emerest Boro.	1.36	1.50	1.64	1.86	2.06	Oradell Boro.	1.39	1.46	1.64	1.78	1.92
Montomont Boro.	1.90	2.06	2.27	2.29	2.34	Palisade Park Boro.	1.52	1.45	1.49	1.60	2.06

TABLE 11 (Con't)

EQUALIZED PROPERTY TAX RATES

<u>BERGEN (Con't)</u>	<u>1988</u>	<u>1989</u>	<u>1990</u>	<u>1991</u>	<u>1992</u>	<u>BURLINGTON (Con't)</u>	<u>1988</u>	<u>1989</u>	<u>1990</u>	<u>1991</u>	<u>1992</u>
Paramus Boro.	1.13	1.19	1.37	1.32	1.52	Hainesport Twp.	2.29	1.94	2.34	2.30	2.11
Park Ridge Boro.	1.55	1.56	1.72	1.82	1.87	Lumberton Twp.	2.00	1.49	2.19	2.13	2.23
Ramsey Boro.	1.57	1.64	1.73	1.80	1.90	Mansfield Twp.	1.44	1.50	1.78	1.70	1.87
Ridgefield Boro.	.84	.81	1.07	1.19	1.24	Maple Shade Twp.	1.93	2.07	2.26	2.25	2.30
Ridgefield Park Village	1.66	1.80	1.75	1.96	2.26	Medford Twp.	1.96	1.89	2.01	1.86	2.03
Ridgewood Village	1.80	1.79	1.91	2.06	2.24	Medford Lakes Boro.	2.09	2.15	2.32	2.18	2.50
River Edge Boro.	1.56	1.68	1.84	2.03	2.17	Moorestown Twp.	1.88	1.84	1.96	2.05	2.16
River Vale Twp.	1.60	1.66	1.81	1.93	2.06	Mount Holly Twp.	2.74	2.56	2.49	2.67	2.88
Rochelle Park Twp.	1.28	1.33	1.42	1.46	1.70	Mount Laurel Twp.	1.59	1.72	1.77	1.85	2.00
Rockleigh Boro.	.37	.35	.39	.58	.74	New Hanover Twp.	1.59	2.05	2.14	.73	.33
Rutherford Boro.	1.90	1.86	1.90	2.00	2.17	North Hanover Twp.	1.10	1.29	1.62	1.33	1.56
Saddle Brook Twp.	1.33	1.12	1.26	1.44	1.60	Palmyra Boro.	2.22	2.18	2.16	1.99	2.19
Saddle River Boro.	.59	.62	.69	.74	.77	Pemberton Boro.	2.30	2.18	2.40	2.14	2.48
South Hackensack Twp.	1.28	1.36	1.53	1.71	1.85	Pemberton Twp.	2.12	1.89	2.47	2.24	2.09
Teaneck Twp.	1.87	1.91	2.07	2.15	2.34	Riverside Twp.	1.96	1.88	2.06	1.82	2.02
Tenafly Boro.	1.46	1.45	1.56	1.76	1.93	Riverton Boro.	1.97	2.11	2.12	2.23	2.48
Teterboro Boro.	.88	1.02	1.02	1.23	1.26	Shamong Twp.	2.10	1.70	2.42	1.82	1.86
Upper Saddle River Boro.	1.11	1.23	1.33	1.49	1.57	Southampton Twp.	1.57	1.64	2.63	1.62	1.67
Waldwick Boro.	1.64	1.76	1.92	2.11	2.25	Springfield Twp.	1.55	1.79	2.04	1.81	1.83
Wallington Boro.	1.39	1.51	1.68	1.69	1.69	Tabernacle Twp.	1.72	1.71	2.64	1.72	1.83
Washington Twp.	1.39	1.40	1.59	1.72	1.87	Washington Twp.	2.53	2.06	2.35	2.39	2.28
Westwood Boro.	1.47	1.52	1.65	1.70	1.91	Westampton Twp.	2.17	2.08	2.42	2.37	2.33
Wood-Ridge Boro.	1.27	1.26	1.50	1.76	1.96	Willingboro Twp.	2.55	2.45	2.63	2.63	2.68
Woodcliff Lake Boro.	1.42	1.51	1.63	1.57	1.63	Woodland Twp.	1.83	1.92	2.04	1.96	2.09
Wycoff Twp.	1.33	1.36	1.50	1.56	1.68	Wrightstown Boro.	2.17	2.50	2.64	.85	1.44
<u>BURLINGTON COUNTY</u>						<u>CAMDEN COUNTY</u>					
Bass River Twp.	1.91	1.97	2.02	1.97	1.82	Audubon Boro.	2.65	2.60	2.47	2.30	2.33
Beverly City	2.60	2.60	2.49	2.20	2.35	Audubon Park Boro.	6.40	7.14	5.53	3.59	4.23
Bordentown City	2.09	2.07	2.35	2.60	2.69	Barrington Boro.	3.20	2.86	2.69	2.83	3.00
Bordentown Twp.	2.13	2.22	2.27	2.30	2.41	Bellmawr Boro	2.73	2.64	2.95	2.56	2.51
Burlington City	1.64	1.65	1.71	1.90	2.20	Berlin Boro.	2.63	2.27	2.37	2.08	2.33
Burlington Twp.	2.04	2.02	2.15	1.89	1.81	Berlin Twp.	2.77	2.39	2.36	2.32	2.33
Chesterfield Twp.	1.73	1.63	1.85	1.85	2.03	Brooklawn Boro.	2.92	2.66	2.93	2.80	2.51
Cinnaminson Twp.	2.01	1.82	1.82	1.92	1.96	Camden City	4.56	4.23	4.67	4.81	3.51
Delanco Twp.	2.10	2.08	2.17	2.06	2.10	Cherry Hill Twp.	2.47	2.31	2.40	2.52	2.51
Delran Twp.	1.95	1.82	1.99	2.02	2.12	Chesilhurst Boro.	3.38	2.87	3.18	2.93	2.81
Eastampton Twp.	2.14	2.20	2.37	2.09	2.05	Clementon Boro.	3.11	3.04	2.97	2.55	2.51
Edgewater Park Twp.	2.22	2.10	2.07	1.98	2.16	Collingswood Boro.	2.85	2.62	2.59	2.48	2.41
Evesham Twp.	1.67	1.75	1.95	1.78	1.89	Gibbsboro Boro.	2.04	2.42	2.60	2.44	2.51
Fieldsboro Boro.	2.38	2.21	2.51	2.16	2.70	Gloucester City, City	2.71	2.62	2.77	2.75	2.71
Florence Twp.	2.04	1.95	2.00	2.04	2.15	Gloucester Twp.	2.67	2.68	2.74	2.57	2.41

TABLE 11 (Con't)

EQUALIZED PROPERTY TAX RATES

<u>CAMDEN (Con't)</u>	<u>1988</u>	<u>1989</u>	<u>1990</u>	<u>1991</u>	<u>1992</u>	<u>CUMBERLAND COUNTY</u>	<u>1988</u>	<u>1989</u>	<u>1990</u>	<u>1991</u>	<u>1992</u>
Haddon Twp.	2.41	2.33	2.37	2.53	2.69	Bridgeton City	3.49	3.27	3.37	3.02	2.78
Haddon Heights Boro.	2.61	2.38	2.33	2.56	2.62	Commercial Twp.	2.21	2.80	2.95	2.43	2.45
Haddonfield Boro.	2.31	2.30	2.39	2.27	2.43	Deerfield Twp.	2.40	2.02	2.02	1.89	2.10
Hi-Nella Boro.	2.83	2.49	2.55	2.28	2.57	Downe Twp.	2.89	2.48	2.54	1.87	2.61
Laurel Springs Boro.	2.97	2.71	2.77	2.48	2.72	Fairfield Twp.	2.42	2.54	2.68	1.75	2.29
Lawnside Boro	2.95	3.23	3.07	3.12	2.93	Greenwich Twp.	2.72	2.77	2.85	2.63	2.43
Lindenwold Boro.	2.89	2.63	2.99	2.99	2.91	Hopewell Twp.	2.37	2.25	2.15	1.93	2.31
Magnolia Boro.	2.85	2.60	2.82	2.77	3.02	Lawrence Twp.	2.90	2.90	2.74	2.51	2.36
Merchantville Boro.	2.87	2.70	2.77	2.71	2.89	Maurice River Twp.	2.91	3.01	2.85	2.03	2.17
Mount Ephraim Boro.	2.69	2.62	2.53	2.54	2.62	Millville City	2.65	2.94	3.00	2.74	2.66
Oaklyn Boro.	2.56	2.36	2.54	2.58	2.62	Shiloh Boro.	2.48	2.67	2.57	2.21	2.23
Pennsauken Twp.	2.57	2.44	2.65	2.60	2.79	Stow Creek Twp.	2.20	1.81	2.25	1.90	1.98
Pine Hill Boro.	3.47	3.36	3.36	2.72	2.86	Upper Deerfield Twp.	2.12	2.08	1.97	1.71	1.80
Pine Valley Boro.	1.97	1.81	1.93	1.81	1.87	Vineland City	2.40	2.61	2.70	2.37	2.48
Runnemede Boro.	2.62	2.41	2.62	2.69	2.78						
Somerdale Boro.	2.75	2.46	2.73	2.66	2.82	<u>ESSEX COUNTY</u>					
Stratford Boro.	2.49	2.25	2.59	2.62	2.71	Belleville Twp.	2.62	2.56	2.63	2.78	3.09
Tavistock Boro.	1.58	1.52	1.82	1.84	2.60	Bloomfield Twp.	2.38	2.28	2.41	2.52	2.68
Voorhees Twp.	2.17	2.19	2.47	2.35	2.29	Caldwell Boro Twp.	1.95	1.95	2.07	2.12	2.42
Waterford Twp.	2.94	2.74	2.96	2.77	2.71	Cedar Grove Twp.	1.69	1.56	1.72	1.62	1.76
Winslow Twp.	2.47	2.55	2.60	2.30	2.37	East Orange City	4.59	4.21	4.01	4.05	3.79
Woodlynn Boro.	3.83	3.41	3.43	3.10	3.27						
<u>CAPE MAY COUNTY</u>						Essex Fells Twp.	1.34	1.29	1.31	1.47	1.48
Avalon Boro.	.96	.92	.87	.79	.88	Fairfield Twp.	1.48	1.47	1.45	1.44	1.67
Cape May City	1.48	1.38	1.29	1.40	1.40	Glen Ridge Boro. Twp.	2.50	2.47	2.66	2.82	3.01
Cape May Point Boro.	.80	.78	.73	.79	.78	Irvington Twp.	3.24	3.25	3.03	3.07	3.10
Jennis Twp.	1.52	1.52	1.52	1.47	1.61	Livingston Twp.	1.69	1.73	1.89	2.12	2.13
Lower Twp.	1.93	1.79	1.69	1.71	1.92	Maplewood Twp.	2.28	2.26	2.41	2.59	2.84
						Millburn Twp.	1.47	1.37	1.46	1.59	1.81
						Montclair Twp.	2.27	2.34	2.42	2.47	2.74
Middle Twp.	1.90	1.79	1.87	1.70	1.88	Newark City	3.82	2.68	2.68	2.99	3.30
North Wildwood City	2.05	2.05	1.94	2.00	2.16	North Caldwell Twp.	1.73	1.70	1.71	1.83	1.91
Ocean City, City	1.45	1.37	1.36	1.42	1.50						
Sea Isle City, City	1.39	1.25	1.24	1.27	1.35	Nutley Twp.	2.45	2.12	2.26	2.48	2.59
Stone Harbor Boro.	.90	.76	.78	.84	.93	Orange City, Twp.	3.26	3.49	3.29	3.38	3.12
						Roseland Boro	1.42	1.40	1.61	1.63	1.79
Upper Twp.	1.14	1.14	1.01	.98	1.17	South Orange Vill. Twp.	2.47	2.46	2.57	1.52	2.94
West Cape May Boro.	1.56	1.54	1.61	1.35	1.54	Verona Twp.	2.13	1.95	2.01	2.11	2.17
West Wildwod Boro.	1.95	1.74	1.70	1.63	1.82						
Wildwood City	2.62	2.66	2.69	2.42	2.65	West Caldwell Twp.	1.96	1.97	1.98	2.12	2.29
Wildwood Crest Boro.	1.46	1.51	1.51	1.60	1.61	West Orange Twp.	2.27	2.17	2.30	2.38	2.72
Woodbine Boro.	2.40	2.37	2.37	2.20	2.09						

TABLE 11 (Con't)

EQUALIZED PROPERTY TAX RATE

<u>GLOUCESTER COUNTY</u>	<u>1988</u>	<u>1989</u>	<u>1990</u>	<u>1991</u>	<u>1992</u>	<u>HUNTERDON COUNTY (Con't)</u>	<u>1988</u>	<u>1989</u>	<u>1990</u>	<u>1991</u>	<u>1992</u>
Clayton Boro.	2.81	2.81	2.83	2.35	2.36	Bloomsbury Boro.	1.85	1.76	1.89	1.54	1.75
Deptford Twp. Boro.	2.54	2.35	2.25	2.04	2.25	Califon Boro.	1.80	1.86	2.02	2.03	2.06
East Greenwich Twp.	1.87	1.85	1.84	1.88	1.95	Clinton Twp.	2.03	1.95	2.09	2.10	2.00
Elk Twp.	2.48	2.58	2.81	2.34	2.39	Clinton Twp.	1.52	1.53	1.74	1.51	1.72
Franklin Twp.	2.57	2.51	2.46	2.19	2.19	Delaware Twp.	1.63	1.48	1.59	1.31	1.53
Glassboro Boro.	2.85	2.60	2.53	2.49	2.58	East Amwell Twp.	1.54	1.57	1.66	1.57	1.71
Greenwich Twp.	1.85	1.79	1.79	2.18	1.85	Flemington Boro.	1.85	1.62	1.82	1.85	1.95
Harrison Twp.	2.39	2.44	2.23	2.09	2.03	Franklin Twp.	1.44	1.52	1.75	1.64	1.70
Logan Twp.	2.21	2.06	1.80	1.77	1.77	Frenchtown Boro.	1.91	1.79	1.86	1.78	1.80
Mantua Twp.	2.69	2.49	2.49	2.42	2.40	Glen Gardner Boro.	1.85	1.92	2.12	2.04	1.94
Monroe Twp.	2.30	2.18	2.17	1.98	2.14	Hampton Boro.	2.54	2.38	2.45	2.25	2.13
National Park Boro.	2.59	2.72	2.68	2.23	2.18	High Bridge Boro.	2.00	1.93	2.09	2.07	2.15
Newfield Boro.	2.48	2.55	2.39	2.48	2.37	Holland Twp.	.66	.82	1.04	1.10	1.07
Paulsboro Boro.	2.64	2.82	2.77	2.55	2.18	Kingwood Twp.	1.57	1.58	1.58	1.35	1.51
Pitman Boro.	2.20	2.30	2.17	2.18	2.37	Lambertville City	1.71	1.55	1.66	1.80	1.88
South Harrison Twp.	2.52	2.07	2.07	1.92	1.87	Lebanon Boro.	2.05	1.87	1.85	1.54	1.79
Swedesboro Boro.	2.66	2.39	2.37	1.99	2.02	Lebanon Twp.	1.29	1.30	1.33	1.37	1.42
Washington Twp.	2.11	2.14	2.09	1.94	2.01	Milford Boro.	2.00	1.76	1.97	1.41	1.82
Wenonah Boro.	2.26	2.22	2.25	2.02	2.27	Raritan Twp.	1.77	1.74	1.73	1.84	1.81
West Deptford Twp.	2.21	2.08	2.11	1.87	2.03	Readington Twp.	1.45	1.53	1.56	1.64	1.70
Westville Boro.	2.70	2.59	2.53	2.30	2.32	Stockton Boro.	1.76	1.86	1.77	1.88	1.93
Woodbury City	2.59	2.49	2.49	2.35	2.63	Tewksbury Twp.	1.46	1.32	1.43	1.39	1.47
Woodbury Heights Boro.	2.76	2.69	2.39	2.38	2.40	Union Twp.	1.67	1.35	1.64	1.38	1.45
Woolwich Twp.	2.33	2.40	2.33	2.29	2.22	West Amwell Twp.	1.50	1.45	1.49	1.75	1.56
<u>HUDSON COUNTY</u>						<u>MERCER COUNTY</u>					
Bayonne City	2.38	2.47	2.26	2.46	2.69	East Windsor Twp.	2.10	2.18	2.55	2.70	2.85
East Newark Boro.	2.82	2.39	2.52	2.49	2.64	Ewing Twp.	2.13	1.93	1.94	2.04	2.11
Guttenberg Town	1.95	2.00	2.07	2.21	2.55	Hamilton Twp.	1.99	2.09	2.23	2.17	2.01
Harrison Town	1.96	2.03	2.23	2.13	2.42	Hightstown Boro.	2.28	2.33	2.73	2.95	3.21
Hoboken City	2.08	1.95	2.37	2.43	2.62	Hopewell Boro.	1.57	1.60	1.96	1.89	2.01
Jersey City, City	2.48	2.54	2.83	2.89	3.16	Howell Twp.	1.63	1.54	1.71	1.74	1.9
Kearny Town	1.85	1.60	1.97	2.09	2.33	Lawrence Twp.	1.72	1.70	1.60	1.93	2.1
North Bergen Twp.	2.74	2.71	2.53	2.71	2.67	Pennington Boro.	1.50	1.59	1.71	1.77	1.9
Secaucus Town	1.75	1.80	1.52	1.77	1.87	Princeton Boro.	1.51	1.48	1.66	1.77	1.8
Union City, City	2.79	2.65	3.00	3.09	3.27	Princeton Twp.	1.39	1.43	1.54	1.65	1.8
Weehawken Twp.	2.14	1.96	1.62	1.84	2.03	Trenton City	3.66	2.94	2.98	3.15	2.8
West New York Town	2.97	2.89	2.75	2.78	2.90	Washington Twp.	1.49	1.46	1.58	1.59	1.4
<u>HUNTERDON COUNTY</u>						West Windsor Twp.	1.70	1.62	1.72	1.76	1.9
Alexandria Twp.	1.59	1.56	1.63	1.61	1.64						
Bethlehem Twp.	1.73	1.68	1.84	1.72	1.79						

TABLE 11 (Con't)

EQUALIZED PROPERTY TAX RATE

<u>MIDDLESEX COUNTY</u>	<u>1988</u>	<u>1989</u>	<u>1990</u>	<u>1991</u>	<u>1992</u>	<u>MONMOUTH (Con't)</u>	<u>1988</u>	<u>1989</u>	<u>1990</u>	<u>1991</u>	<u>1992</u>
Carteret Boro.	1.95	2.00	2.14	2.18	2.37	Fair Haven Boro.	1.64	1.67	1.87	1.98	2.08
Cranbury Twp.	1.58	1.54	1.67	1.73	1.72	Farmingdale Boro.	1.67	1.79	1.81	1.70	2.15
Dunnellen Boro.	1.82	1.98	2.30	2.36	2.43	Freehold Boro.	1.86	1.83	2.08	2.19	2.24
East Brunswick Twp.	2.00	2.10	2.08	2.12	2.20	Freehold Twp.	1.32	1.63	1.93	1.78	1.92
Edison Twp.	1.35	1.34	1.61	1.59	1.69	Hazlet Twp.	1.90	1.79	2.04	2.24	2.35
Helmetta Boro.	2.46	2.07	1.99	1.76	1.69	Highlands Boro.	1.90	2.01	2.40	2.46	2.74
Highland Park Boro.	2.25	2.24	2.62	2.91	2.99	Holmdel Twp.	1.37	1.38	1.59	1.62	1.72
Jamesburg Boro.	2.11	2.04	2.10	2.14	2.15	Howell Twp.	1.64	1.51	1.83	1.66	1.96
Metuchen Boro.	1.94	1.79	1.90	2.02	2.24	Interlaken Boro.	1.13	1.02	1.21	1.30	1.30
Middlesex Boro.	2.16	2.05	2.22	2.25	2.16	Keansburg Boro.	1.98	2.14	2.78	3.01	3.11
Milltown Boro.	1.91	1.80	1.93	1.94	2.15	Keyport Boro.	1.94	2.10	2.34	2.29	2.57
Monroe Twp.	1.31	1.37	1.48	1.54	1.67	Little Silver Boro.	1.67	1.78	1.94	1.96	2.11
New Brunswick City	2.22	2.23	2.42	2.52	2.68	Loch Arbour Village	2.15	2.14	2.18	2.01	2.32
North Brunswick Twp.	1.60	1.58	1.68	1.70	1.76	Long Branch City	2.04	2.13	2.37	2.39	2.54
Old Bridge Twp.	2.13	2.11	2.57	2.71	2.69	Manalapan Twp.	1.59	1.64	1.85	1.90	2.05
Perth Amboy City	2.05	1.98	2.22	2.13	2.33	Manasquan Boro.	1.28	1.41	1.65	1.60	1.69
Piscataway Twp.	1.81	1.80	1.89	2.10	2.16	Marlboro Twp.	1.59	1.71	1.83	1.73	1.95
Plainsboro Twp.	1.61	1.65	1.79	1.79	1.85	Matawan Boro.	1.79	1.98	2.27	2.48	2.73
Sayreville Boro.	1.58	1.63	1.65	1.58	1.62	Middletown Twp.	1.65	1.69	1.78	1.71	2.03
South Amboy City	1.62	1.61	1.73	1.93	2.06	Millstone Twp.	1.38	1.50	1.55	1.49	1.63
South Brunswick Twp.	1.60	1.49	1.60	1.71	1.86	Monmouth Beach Boro.	1.38	1.31	1.48	1.50	1.62
South Plainfield Boro.	1.87	1.99	2.04	2.01	2.14	Neptune Twp.	1.90	1.91	2.15	2.24	2.27
South River Boro.	2.19	2.12	2.25	2.27	2.46	Neptune City, Boro.	1.84	1.87	2.19	2.28	2.27
Spotswood Boro.	1.88	1.92	2.10	2.26	2.51	Ocean Twp.	1.84	1.79	1.94	1.94	2.17
Woodbridge Twp.	1.84	1.97	2.07	2.06	2.12	Oceanport Boro.	1.57	1.61	1.78	1.79	1.93
<u>MONMOUTH COUNTY</u>						Red Bank Boro.	1.98	2.08	2.38	2.54	2.60
Aberdeen Twp.	1.89	1.83	2.23	2.41	2.71	Roosevelt Boro.	2.39	2.28	2.57	2.47	2.62
Allenhurst Boro.	1.10	1.06	1.10	1.30	1.40	Rumson Boro.	1.64	1.41	1.44	1.60	1.74
Allentown Boro.	1.99	2.19	2.19	2.10	2.28	Sea Bright Boro.	1.57	1.66	1.73	1.89	1.90
Asbury Park City	3.03	3.39	3.38	3.48	3.59	Sea Girt Boro.	.90	.94	1.01	1.06	1.09
Atlantic Highlands Boro.	1.89	1.84	1.98	2.07	2.32	Shrewsbury Boro.	1.59	1.74	1.89	1.94	2.06
Avon-By-The-Sea Boro.	1.34	1.56	1.61	1.69	1.72	Shrewsbury Twp.	2.31	2.65	3.10	2.74	3.26
Belmar Boro.	1.59	1.86	2.09	2.10	2.21	South Belmar Boro.	1.91	1.60	1.83	1.97	2.11
Bradley Beach Boro.	1.88	1.95	2.26	2.18	2.45	Spring Lake Boro.	.91	.95	1.00	1.06	1.14
Brielle Boro.	1.43	1.30	1.46	1.51	1.68	Spring Lake Heights Boro.	1.29	1.35	1.47	1.63	1.66
Colts Neck Twp.	1.26	1.25	1.34	1.26	1.40	Tinton Falls Boro.	1.71	1.56	1.84	2.02	2.28
Deal Boro.	.79	.69	.67	.69	.83	Union Beach Boro.	2.08	1.85	2.18	2.24	2.26
Eatontown Boro.	1.54	1.75	2.14	2.00	2.17	Upper Freehold Twp.	1.44	1.51	1.93	1.71	1.92
Englishtown Boro.	1.74	2.04	1.96	1.92	2.41	Wall Twp.	1.55	1.47	1.54	1.71	1.86
						West Long Branch Boro.	1.61	1.70	1.77	1.94	2.17

TABLE 11 (Con't)

EQUALIZED PROPERTY TAX RATE

<u>MORRIS COUNTY</u>	<u>1988</u>	<u>1989</u>	<u>1990</u>	<u>1991</u>	<u>1992</u>	<u>OCEAN COUNTY</u>	<u>1988</u>	<u>1989</u>	<u>1990</u>	<u>1991</u>	<u>1992</u>
Boonton Town	1.88	1.85	1.90	2.00	2.20	Barnegat Twp.	1.89	1.84	2.17	2.34	2.23
Boonton Twp.	1.08	1.17	1.36	1.49	1.58	Barnegat Light Boro.	.71	.73	.84	.89	.93
Butler Boro.	1.81	2.04	2.29	2.40	2.49	Bay Head Boro.	.89	.92	.96	.95	1.01
Chatham Boro.	1.43	1.37	1.52	1.62	1.68	Beach Haven Boro.	1.00	1.05	1.12	1.12	1.24
Chatham Twp.	1.31	1.33	1.50	1.69	1.59	Beachwood Boro.	1.73	2.03	2.09	1.78	1.89
Chester Boro.	1.84	1.69	1.73	1.99	2.10	Berkeley Twp.	1.27	1.26	1.39	1.52	1.61
Chester Twp.	1.48	1.62	1.71	1.93	1.99	Brick Twp.	1.54	1.45	1.66	1.58	1.78
Denville Twp.	1.45	1.47	1.58	1.74	1.83	Dover Twp.	1.87	1.78	1.82	1.68	1.78
Dover Town	2.00	2.06	2.18	2.32	2.63	Eagleswood Twp.	1.44	1.45	1.91	2.18	2.17
East Hanover Twp.	1.19	1.19	1.25	1.54	1.62	Harvey Cedars Boro.	.74	.82	.94	.94	.99
Florham Park Boro.	1.06	1.07	1.16	.94	1.41	Island Heights Boro.	1.53	1.51	1.62	1.96	2.18
Hanover Twp.	1.19	1.22	1.29	1.39	1.41	Jackson Twp.	2.20	1.99	2.42	2.34	2.42
Harding Twp.	.68	.68	.76	.82	.86	Lacey Twp.	1.19	1.23	1.37	1.28	1.37
Jefferson Twp.	1.48	1.55	1.76	1.93	2.05	Lakehurst Boro.	2.13	2.22	2.72	2.47	2.36
Kinnelon Boro.	1.60	1.53	1.68	1.78	1.94	Lakewood Twp.	1.90	1.98	2.15	2.31	2.22
Lincoln Park Boro.	1.82	1.78	2.00	2.18	2.54	Lavallette Boro.	.90	.93	.99	1.02	1.07
Madison Boro.	1.43	1.42	1.61	1.74	1.79	Little Egg Harbor Twp.	1.85	1.78	2.02	1.99	2.16
Mendham Boro.	1.43	1.43	1.63	1.75	1.81	Long Beach Twp.	.77	.82	.93	.95	1.02
Mendham Twp.	1.34	1.35	1.49	1.63	1.57	Manchester Twp.	1.49	1.66	1.97	2.02	2.22
Mine Hill Twp.	1.59	1.68	1.96	2.23	2.46	Mantoloking Boro.	.55	.65	.66	.70	.74
Montville Twp.	1.25	1.30	1.42	1.61	1.67	Ocean Twp.	1.94	1.61	2.10	1.78	1.80
Morris Twp.	1.23	1.32	1.34	1.48	1.60	Ocean Gate Boro.	1.55	1.62	1.96	1.72	1.98
Morris Plains Boro.	1.47	1.57	1.71	1.89	1.89	Pine Beach Boro.	1.82	1.88	1.95	1.66	1.72
Morristown Town	1.55	1.57	1.60	1.81	2.05	Plumsted Twp.	1.88	1.73	1.83	1.60	1.66
Mount Arlington Boro.	1.80	1.87	2.11	2.32	2.51	Point Pleasant Boro.	1.54	1.60	1.73	1.71	1.81
Mount Olive Twp.	1.67	1.67	1.91	2.46	2.44	Point Pleasant Beach Boro.	1.29	1.28	1.38	1.49	1.68
Mountain Lakes Boro.	1.73	1.77	1.92	2.11	2.27	Seaside Heights Boro.	1.41	1.65	1.72	1.72	2.24
Netcong Boro.	1.83	1.85	2.07	2.27	2.33	Seaside Park Boro.	1.15	1.31	1.27	1.53	1.47
Parsippany-Troy Hills Twp.	1.53	1.43	1.62	1.80	1.90	Ship Bottom Boro.	1.02	.97	1.31	1.30	1.31
Passaic Twp.	1.53	1.61	1.71	1.82	1.95	South Toms River Boro.	1.96	1.96	2.21	2.25	2.25
Pequanock Twp.1	1.75	1.82	2.04	2.13	2.22	Stafford Twp.	1.30	1.39	1.43	1.56	1.86
Randolph Twp.	1.66	1.76	1.95	2.06	2.18	Surf City Boro.	.89	.90	1.00	1.01	1.09
Riverdale Boro.	1.52	1.28	1.68	1.71	1.89	Tuckerton Boro.	1.77	1.90	2.10	1.90	2.27
Rockaway Boro.	1.62	1.69	1.92	2.05	2.26						
Rockaway Twp.	1.78	1.92	2.03	2.13	2.21	<u>PASSAIC COUNTY</u>					
Roxbury Twp.	1.68	1.69	2.02	2.10	2.12	Bloomington Boro.	2.10	2.34	2.40	2.55	2.76
Victory Gardens Boro.	1.82	2.12	2.06	1.82	2.15	Clifton City	1.65	1.61	1.73	1.74	1.87
Washington Twp.	1.70	1.71	1.89	2.01	2.03	Haledon Boro.	1.96	1.97	2.18	2.31	2.24
Wharton Boro.	1.82	1.89	1.88	2.11	2.39	Hawthorne Boro.	1.67	1.70	1.77	1.79	1.94
						Little Falls Twp.	1.37	1.21	1.52	1.56	1.77

TABLE 11 (Con't)

EQUALIZED PROPERTY TAX RATES

<u>PASSAIC (Con't)</u>	<u>1988</u>	<u>1989</u>	<u>1990</u>	<u>1991</u>	<u>1992</u>	<u>SOMERSET (Con't)</u>	<u>1988</u>	<u>1989</u>	<u>1990</u>	<u>1991</u>	<u>1992</u>
North Haledon Boro.	1.66	1.72	1.92	2.03	2.08	Manville Boro.	1.78	1.79	2.04	2.27	2.29
Passaic City	2.64	2.89	3.08	3.18	3.16	Millstone Boro.	1.55	1.49	1.73	2.03	1.75
Paterson City	3.09	2.90	3.03	2.94	3.20	Montgomery Twp.	1.49	1.48	1.67	1.69	1.82
Pompton Lakes Boro.	1.92	1.89	2.36	2.61	2.74	North Plainfield Boro.	2.13	2.16	2.39	2.52	2.65
Prospect Park Boro.	1.74	1.91	2.01	2.22	2.30	Peapack-Gladstone Boro.	.97	.93	1.18	1.23	1.33
Ringwood Boro.	2.16	2.19	2.53	2.43	2.69	Raritan Boro.	2.07	1.99	2.07	2.09	2.05
Totowa Boro.	1.29	1.36	1.41	1.55	1.66	Rocky Hill Boro.	1.23	1.28	1.47	1.48	1.65
Wanaque Boro.	2.20	2.34	2.52	2.50	2.64	Somerville Boro.	2.15	2.21	2.38	2.44	2.73
Wayne Twp.	1.75	1.66	1.67	1.91	1.98	South Bound Brook Boro.	2.20	2.13	2.39	2.64	2.87
West Milford Twp.	1.92	2.06	2.25	2.17	2.46	Warren Twp.	1.18	1.16	1.29	1.43	1.46
West Paterson Boro.	1.60	1.46	1.73	1.75	1.93	Watchung Boro.	1.27	1.20	1.32	1.51	1.58
<u>SALEM COUNTY</u>						<u>SUSSEX COUNTY</u>					
Alloway Twp.	2.12	1.86	1.87	1.67	1.79	Andover Boro.	1.80	1.61	1.86	1.98	2.03
Carneys Point Twp.	2.39	2.41	2.23	2.18	2.31	Andover Twp.	1.82	1.83	1.88	2.21	2.40
Elmer Boro.	2.12	2.00	2.53	2.34	2.48	Branchville Boro.	1.25	1.07	.98	1.34	1.23
Elsinboro Twp.	2.05	2.08	2.20	2.00	2.15	Byram Twp.	1.76	1.69	2.13	2.29	2.33
Lower Alloways Creek Twp.	.78	.71	.87	.59	.79	Frankford Twp.	1.84	1.72	1.80	1.99	1.92
Mannington Twp.	2.09	1.92	1.82	1.75	1.98	Franklin Boro.	2.56	2.33	2.53	2.66	2.62
Oldmans Twp.	2.22	2.07	1.89	2.04	2.17	Fredon Twp.	1.81	1.78	1.87	1.99	2.25
Penns Grove Boro.	3.53	3.50	3.71	3.42	2.94	Green Twp.	1.83	1.84	2.14	2.23	2.24
Pennsville Twp.	1.93	1.98	1.84	1.73	2.11	Hamburg Boro.	2.09	1.89	1.89	2.17	2.37
Pilesgrove Twp.	1.74	1.81	1.94	1.74	1.88	Hampton Twp.	1.76	1.55	1.87	2.13	2.11
Pittsgrove Twp.	1.85	2.08	2.15	1.97	1.84	Hardyston Twp.	2.20	2.08	2.18	2.20	2.41
Quinton Twp.	1.88	1.96	2.17	1.94	1.98	Hopatcong Boro.	1.91	1.96	2.08	2.16	2.27
Salem City	3.47	4.45	4.13	2.54	2.87	Lafayette Twp.	2.01	1.86	1.89	2.40	2.35
Upper Pittsgrove Twp.	1.72	1.80	2.29	1.71	1.88	Montague Twp.	1.69	1.64	1.74	1.63	1.73
Woodstown Boro.	2.79	2.56	2.37	2.41	2.38	Newton Town	1.54	1.72	1.89	1.95	2.12
<u>SOMERSET COUNTY</u>						Ogdensburg Boro.	2.48	2.32	2.10	2.29	2.68
Bedminster Twp.	1.03	.90	1.06	1.07	1.16	Sandyston Twp.	1.58	1.47	1.56	1.51	1.60
Bernards Twp.	1.38	1.36	1.48	1.57	1.60	Sparta Twp.	1.81	1.90	1.99	2.02	2.17
Bernardsville Boro.	1.18	1.24	1.36	1.48	1.56	Stanhope Boro.	2.35	2.24	2.50	2.54	2.68
Bound Brook Boro.	1.78	1.84	2.19	2.35	2.42	Stillwater Twp.	1.69	1.67	1.84	1.88	1.92
Branchburg Twp.	1.32	1.55	1.71	1.84	1.81	Sussex Boro	2.16	2.12	2.26	2.26	2.03
Bridgewater Twp.	1.52	1.45	1.57	1.67	1.61	Vernon Twp.	1.78	1.58	1.70	1.75	1.75
Far Hills Boro.	1.10	1.08	.97	1.08	1.17	Walpack Twp	.57	.54	.49	.42	.53
Franklin Twp.	1.50	1.43	1.56	1.64	1.85	Wantage Twp.	1.78	1.70	1.76	1.97	2.17
Green Brook Twp.	1.58	1.50	1.56	1.70	1.68						
Hillsborough Twp.	1.61	1.61	1.83	2.02	1.94						

TABLE 11 (Con't)

EQUALIZED PROPERTY TAX RATES

<u>UNION COUNTY</u>	<u>1988</u>	<u>1989</u>	<u>1990</u>	<u>1991</u>	<u>1992</u>	<u>WARREN COUNTY</u>	<u>1988</u>	<u>1989</u>	<u>1990</u>	<u>1991</u>	<u>1992</u>
Berkeley Heights Twp.	1.59	1.63	1.71	1.86	1.94	Allamuchy Twp.	1.70	1.51	1.60	1.86	1.99
Clark Twp.	1.65	1.85	1.94	2.04	2.10	Alpha Boro.	2.07	1.96	2.28	1.87	2.31
Cranford Twp.	1.68	1.71	1.84	1.91	2.13	Belvidere Town	1.96	2.31	2.47	2.14	2.49
Elizabeth City	2.01	2.07	2.21	2.17	2.30	Blairstown Twp.	.82	1.04	1.41	1.35	1.48
Fanwood Boro.	1.94	2.09	2.16	2.36	2.49	Franklin Twp.	1.53	1.84	1.83	1.94	1.93
Garwood Boro.	2.16	1.97	2.20	2.24	2.51	Frelinghuysen Twp.	1.82	1.92	1.90	1.79	1.89
Hillside Twp.	2.36	2.53	2.60	2.74	2.91	Greenwich Twp.	2.09	2.01	1.98	1.73	1.80
Kenilworth Boro.	1.60	1.63	1.81	1.80	1.88	Hackettstown Town	2.15	2.06	2.25	2.02	2.21
Linden City	1.44	1.58	1.70	1.69	2.00	Hardwick Twp.	1.82	1.65	1.70	1.55	1.72
Mountainside Boro.	1.45	1.40	1.57	1.48	1.62	Harmony Twp.	1.82	1.66	2.07	1.66	1.87
New Providence Boro.	1.77	1.74	1.90	1.99	2.03	Hope Twp.	1.90	1.95	2.23	2.00	2.18
Plainfield City	2.24	2.36	2.35	2.53	2.67	Independence Twp.	1.70	1.92	2.16	1.80	1.73
Rahway City	2.25	2.26	2.37	2.57	2.60	Knowlton Twp.	1.84	1.59	1.98	1.77	2.04
Roselle Boro.	2.43	2.49	2.84	2.91	3.23	Liberty Twp.	2.14	1.84	2.21	1.78	1.86
Roselle Park Boro.	2.47	2.35	2.46	2.56	2.76	Lopatcong Twp.	1.90	1.85	1.91	1.63	1.80
Scotch Plains Twp.	1.70	1.78	1.98	2.11	2.28	Mansfield Twp.	1.93	1.82	2.05	1.91	1.82
Springfield Twp.	1.72	1.82	1.96	1.82	1.92	Oxford Twp.	2.26	2.16	2.45	2.26	2.33
Summit City	1.43	1.43	1.53	1.55	1.57	Pahaquarry Twp.	3.89	4.23	5.10	5.78	5.78
Union Twp.	1.85	1.87	1.98	2.00	2.17	Phillipsburg Town	2.44	2.22	1.98	2.06	2.31
Westfield Town	1.65	1.76	1.88	1.85	2.06	Pohatcong Twp.	1.72	1.77	1.95	1.74	1.89
Winfield Twp.	11.81	11.36	11.66	10.08	10.72	Washington Boro.	2.37	2.42	2.73	2.57	2.70
						Washington Twp.	1.84	1.78	2.17	1.92	2.06
						White Twp.	1.55	1.59	1.73	1.71	1.51

TABLE 12: FINANCES OF MUNICIPALLY OPERATED UTILITIES

This table reports the revenues and expenditures of municipally operated utilities in summary since 1982 and in detail for 1992. These operations are independent of the municipality and are not shown in the municipal data on the preceding pages.

Utility Type Codes: 1-Water 2-Sewer 3-Airport 4-Beach Front 5-Water & Sewer 6-Harbor
7-Electric 8-Parking 9-Swimming Pool

	TYPE	SURPLUS ANTICIP	OPERATING INCOME	FROM PROP TAXES	SURPLUS TO MUNI	OPERATING COSTS	DEBT SERVICE	CAPITAL IMPROVE	TOTAL REVENUE	TOTAL EXPEND
ABERDEEN TWP.	1		1,190,424			1,023,990	319,517	20,500	1,190,424	1,364,007
ABSECON CITY	2	65,789	779,052			526,739	243,712		844,842	770,452
ALLENDALE BORO.	1	111,431	614,294			612,701		10,050	725,726	622,751
ALLENHURST BORO.	5		490,322			415,200	50,486	68,000	490,322	533,686
ALLENTOWN BORO.	1	53,300	274,592			228,600	60,416	33,100	327,892	322,116
ALLENTOWN BORO.	2	64,674	301,297			267,210	54,981	9,490	365,971	331,681
ALPHA BORO.	1	45,745	164,268			171,550	30,141	15,000	210,013	216,691
ALPHA BORO.	2	82,533	419,620			447,800	40,733	30,000	502,153	518,533
ALPHA BORO.	9	20,400	41,683			62,469			62,083	62,469
ANDOVER BORO.	1		35,416			35,575		2,000	35,416	37,575
ASBURY PARK CITY	2	325,000	3,101,812			3,011,024		300,640	3,426,812	3,311,664
ASBURY PARK CITY	4		83,760	224,841		427,000			308,601	427,000
ATL. HIGHLANDS BORO.	5	90,193	1,884,369			1,442,718	250,538	65,000	1,974,562	1,758,256
ATL. HIGHLANDS BORO.	6	405,831	2,262,872			2,210,997	408,429	539,000	2,668,704	3,158,427
ATLANTIC CITY CITY	1		38,080				38,080		38,080	38,080
ATLANTIC CITY CITY	3	45,293				45,293			45,293	45,293
AVALON BORO.	1	795,268	3,641,028			2,785,345	1,095,704	375,000	4,436,297	4,256,049
AVON BY THE SEA BORO.	4	450,416	432,479	18,600		69,207		14,957	901,495	84,164
AVON BY THE SEA BORO.	5	31,770	734,743			638,946	63,925	21,000	766,513	723,871
BARNEGAT LIGHT BORO.	5	190,000	413,746		100,000	414,200		68,000	603,746	582,200
BARNEGAT TWP.	5	505,000	1,567,945			1,359,550	369,943	136,500	2,072,945	1,865,993
BARRINGTON BORO.	2	135,785	395,733			309,783	175,739		531,518	485,522
BAYONNE CITY	5	3,695,000	10,650,856			8,921,000	1,046,451	50,000	14,345,856	10,017,451
BEACH HAVEN BORO.	1	42,192	569,660			391,850	168,241	19,000	611,852	579,091
BEACHWOOD BORO.	1	102,000	747,252			526,503	203,393	29,200	849,252	759,096
BEDMINSTER TWP.	2	6,526	239,515			229,425		10,000	246,041	239,425
BELLEVILLE TWP.	1	18,000	1,362,262			1,303,830	14,950		1,380,262	1,318,780
BELLMAWR BORO.	1		732,526			457,375	181,002	63,858	732,526	702,235
BELLMAWR BORO.	2		948,086		335,000	425,235		130,000	948,086	890,235
BELMAR BORO.	4	236,422	1,242,162			1,453,719		106,400	1,478,584	1,560,119
BELMAR BORO.	5	550,000	1,868,049			2,016,391	317,740	150,500	2,418,049	2,484,631
BELVIDERE TOWN	2	61,194	617,755			450,820	162,855	5,000	678,950	618,676
BELVIDERE TOWN	9	6,000	43,171			44,600			49,171	44,600
BERLIN BORO.	1	50,320	1,162,814			633,872	546,636	8,000	1,213,134	1,188,508
BERLIN BORO.	2	29,880	422,118			359,802	81,488		451,998	441,290
BERLIN TWP.	5	1,100	47,521			18,731	11,268		48,621	30,000
BERNARDSVILLE BORO.	2		602,897			465,845	90,000		602,897	555,845
BLAIRSTOWN TWP.	1	100,000	105,284			41,862		132,038	205,284	173,900
BLOOMFIELD TWP.	1		4,649,916			3,243,750	596,981		4,649,916	3,840,731
BLOOMINGDALE BORO.	1	76,405	416,588			345,348	143,696	25,650	492,993	514,694
BLOOMINGDALE BORO.	2	315,266	1,013,066			1,184,202	27,723	20,000	1,328,332	1,231,925
BLOOMSBURY BORO.	1	19,800	99,921			79,650		18,000	119,721	97,650
BOONTON TOWN	1	210,304	823,225			825,601	167,303	87,400	1,033,530	1,080,304
BOONTON TOWN	2	197,820	756,919			633,477	190,343	4,000	954,739	827,820
BOONTON TWP.	1	8,528	27,111			30,528		7,000	35,639	37,528
BOONTON TWP.	2	10,000	37,742			42,105		10,000	47,742	52,105
BORDENTOWN CITY	1		1,453,925			1,042,761	580,561	25,000	1,453,925	1,648,322

Table 12: FINANCES OF MUNICIPALLY OPERATED UTILITIES

	TYPE	SURPLUS ANTICIP	OPERATING INCOME	FROM PROP TAXES	SURPLUS TO MUNI	OPERATING COSTS	DEBT SERVICE	CAPITAL IMPROVE	TOTAL REVENUE	TOTAL EXPEND
BORDENTOWN CITY	2	5,000	111,098			130,000			116,098	130,000
BORDENTOWN TWP.	2		132,745			4,600	131,586		132,745	136,186
BRADLEY BEACH BORO.	2	102,322	711,343			686,233	10,366	83,100	813,665	779,699
BRADLEY BEACH BORO.	4	91,020	458,172			523,604	13,185	43,787	549,193	580,576
BRANCHBURG TWP.	2	130,000	1,598,950			1,249,102	70,958	232,888	1,728,950	1,552,948
BRANCHVILLE BORO.	1	12,820	74,744	40,059		153,480		1,000	127,623	154,480
BRICK TWP.	2		19,740				19,740		19,740	19,740
* BRIDGETON CITY	0		1,089,485			1,124,999			1,089,485	1,124,999
BRIDGETON CITY	5	250,000	4,007,786			3,391,781	40,218	117,000	4,257,786	3,549,000
BRIDGEWATER TWP.	2	435,146	5,046,363			4,221,487	438,425		5,481,509	4,659,912
BRIELLE BORO.	5	340,688	1,434,334			1,447,742	234,086	80,000	1,775,023	1,761,828
BRIGANTINE CITY	5	247,430	3,185,082			2,422,250	859,800	4,122	3,432,513	3,286,173
BROOKLAWN BORO.	1	124,656	402,339			261,438	207,751	25,000	526,996	494,190
BURLINGTON CITY	1		615,415	100,000		730,950	21,006		715,415	751,956
BURLINGTON CITY	2		768,258			811,160	55,000		768,258	866,160
* BURLINGTON COUNTY	0	4,053,139	17,126,558			13,165,045	5,047,417	500,000	21,179,697	18,712,462
BURLINGTON TWP.	1		1,486,659			681,659	360,372		1,486,659	1,042,031
BURLINGTON TWP.	2	54,820	2,336,386			1,720,140	351,679	15,000	2,391,206	2,086,819
BUTLER BORO.	1		1,103,083			815,825	97,904	20,000	1,103,083	933,730
BUTLER BORO.	7	2,400,000	11,455,631			12,301,679	1,215,917	150,000	13,855,631	13,667,596
CALDWELL BORO. TWP.	1	89,368	734,998			748,361	13,079	59,250	824,366	820,690
CALDWELL BORO. TWP.	2	315,585	3,735,348			2,044,373	1,661,650	110,000	4,050,933	3,816,023
CAMDEN CITY	1	500,000	5,401,155			5,136,589	538,361	263,000	5,901,155	5,937,951
CAMDEN CITY	2	170,000	2,691,358			1,921,102	509,702	179,000	2,861,358	2,609,805
CAPE MAY CITY	5	328,819	3,376,019			2,946,228	517,963	50,000	3,704,838	3,514,192
CAPE MAY POINT BORO.	5	57,160	310,501			246,450	97,914	5,000	367,661	349,364
CEDAR GROVE TWP.	1	100,301	1,485,598			876,521	193,126	59,800	1,585,899	1,129,447
CEDAR GROVE TWP.	2	126,609	1,575,071			733,568	642,114	67,250	1,701,681	1,442,932
CEDAR GROVE TWP.	9	30,499	210,957			183,196	27,347	22,375	241,456	232,918
* CHATHAM BORO.	0		179,654			128,524			179,654	128,524
CHATHAM BORO.	1		512,061			396,708		83,500	512,061	480,208
** CHATHAM TWP.	0	24,300	335,376			289,287		5,000	359,676	294,287
CHATHAM TWP.	2	250,000	1,457,643			733,736	755,215		1,707,643	1,488,951
CHATHAM TWP.	9	26,000	172,959			191,250			198,959	191,250
CHERRY HILL TWP.	2		2,373,841			1,399,615	200,130		2,373,841	1,599,745
CHESTER BORO.	1	10,200	35,174			35,000		9,500	45,374	44,500
CHESTER BORO.	2		165,980			165,980			165,980	165,980
CLARK TWP.	9	150,000	288,143		55,000	160,641		175,000	438,143	390,641
CLAYTON BORO.	5	77,918	1,270,917			749,131	150,441	200,000	1,348,835	1,099,572
CLEMENTON BORO.	1	38,000	550,064			342,005	221,241		588,064	563,246
CLINTON TOWN	1	125,721	986,597			789,487	216,214	83,020	1,112,318	1,088,721
CLINTON TOWN	2	240,366	1,289,366			1,251,983	104,383	43,000	1,529,733	1,399,366
COLLINGSWOOD BORO.	1		1,066,791	69,818		965,264	206,339		1,136,609	1,171,604
COLLINGSWOOD BORO.	2		671,323			588,806	24,697		671,323	613,503
CRANBURY TWP.	1	130,000	229,379			157,200		30,000	359,379	187,200
CRANFORD TWP.	9	76,631	1,120,013			942,648	137,820	23,800	1,196,645	1,104,269
CRESSKILL BORO.	9	980	2,013			2,386	576		2,993	2,962
DEAL BORO.	2	158,560	481,490			548,460	81,761		640,050	630,221
DENVILLE TWP.	1	367,000	947,902		2,000	1,023,100	83,000		1,314,902	1,108,100
DENVILLE TWP.	2	100,000	1,277,087			1,106,280	142,793		1,377,087	1,249,073
DOVER TOWN	1	147,769	1,259,585			1,040,111	251,746	65,000	1,407,354	1,356,857
DOVER TOWN	8		92,519	10,782		105,654			103,301	105,654

* Solid Waste

** Sewer #2

Table 12: FINANCES OF MUNICIPALLY OPERATED UTILITIES

	TYPE	SURPLUS ANTICIP	OPERATING INCOME	FROM PROP TAXES	SURPLUS TO MUNI	OPERATING COSTS	DEBT SERVICE	CAPITAL IMPROVE	TOTAL REVENUE	TOTAL EXPEND
* DOVER TWP.	0	155,000	460,020			469,809	30,000	75,000	615,020	574,809
EAGLEWOOD TWP.	2	37,419	94,679		12,000	80,870	24,834	10,000	132,098	127,704
EAST BRUNSWICK TWP.	1	220,300	4,878,620			3,662,251	1,392,049		5,098,920	5,054,300
EAST BRUNSWICK TWP.	8	907,415	1,066,843			373,200	1,264,212	200,000	1,974,258	1,837,412
EAST BRUNSWICK TWP.	9	55,229	55,349			108,329			110,578	108,329
EAST GREENWICH TWP.	1	38,027	301,615			126,027		130,000	339,642	256,027
EAST GREENWICH TWP.	2	148,021	140,006		217,775	86,246		55,000	288,027	359,021
EAST HANOVER TWP.	1		750,004			481,837	278,162	40,000	750,004	800,000
EAST HANOVER TWP.	9		64,832	85,000		86,765	65,234		149,832	152,000
EAST NEWARK BORO.	1	30,000	112,891			115,000		30,000	142,891	145,000
EAST ORANGE CITY	1	1,464,000	7,876,574		800,000	11,165,000	376,538	500,000	9,340,574	12,841,538
EDISON TWP.	1	281,832	4,456,269			4,463,187	256,733		4,738,102	4,719,921
EDISON TWP.	2		6,163,212			5,353,548	908,868	11,883	6,163,212	6,274,300
EGG HARBOR CITY	5	165,129	874,802			614,346	311,067		1,039,931	925,413
ELIZABETH CITY	1	545,255	7,380,155			7,569,255		216,000	7,925,411	7,785,255
ELIZABETH CITY	2	737,228	9,831,498			7,249,720	2,819,041	315,800	10,568,727	10,384,562
ELMER BORO.	1	31,596	158,323			104,596	69,155	12,000	189,919	185,751
ELMWOOD PARK BORO.	1	140,000	1,229,528			1,298,336	95,664		1,369,528	1,394,000
ENGLISHTOWN BORO.	1	19,588	226,250			135,788	67,957	15,000	245,838	218,745
ENGLISHTOWN BORO.	2	259,087				208,200	40,242	7,000	259,087	255,442
ESSEX FELS TWP.	1	115,115	1,560,248			1,188,198		100,000	1,675,363	1,288,198
* EVESHAM TWP.	0		969,150			855,312	69,853	25,000	969,150	950,165
FAIR LAWN BORO.	1	279,900	2,646,486			2,703,030	479,550		2,926,386	3,182,580
FAIRFIELD TWP.	1	85,076	772,737			718,713	25,005	76,000	857,813	819,718
FAIRFIELD TWP.	2		1,631,217			1,421,424	165,390	24,500	1,631,217	1,611,314
FAIRFIELD TWP.	9	53,525	187,356			102,050	89,363		240,881	191,413
FARMINGDALE BORO.	1	23,424	161,748			150,400	14,948	10,000	185,173	175,348
FARMINGDALE BORO.	2		393,687			304,125	96,200		393,687	400,326
FIELDSBORO BORO.	5	8,857	137,059			134,307			145,917	134,307
FLEMINGTON BORO.	1	168,500	227,667			400,500		8,000	396,167	408,500
FLEMINGTON BORO.	2	153,800	1,806,697			1,921,000		100,000	1,960,497	2,021,000
FLORENCE TWP.	5		2,051,000			1,379,853	357,015	5,000	2,051,000	1,741,868
FLORHAM PARK BORO.	1		636,123			427,458	87,442	21,600	636,123	536,500
FLORHAM PARK BORO.	9	28,675	105,970			99,938	31,662		134,645	131,600
FRANKLIN BORO.	5	20,034	1,696,620			1,115,796	612,258	32,000	1,716,654	1,760,054
FRANKLIN TWP.	1	1,122,993	5,788,015			4,145,495	1,426,857	600,000	6,911,008	6,172,352
FREEHOLD BORO.	5	240,000	3,711,574			3,245,141	344,867	20,000	3,951,574	3,610,008
FREEHOLD TWP.	5	1,715,000	7,025,289			4,693,270	1,839,157	899,000	8,740,289	7,431,427
FRENCHTOWN BORO.	2	180,000	326,490		65,000	192,260	91,537	20,000	506,490	368,797
GALLOWAY TWP.	2	97,000	2,259,297			1,132,600	799,151	35,000	2,356,297	1,966,751
GARFIELD CITY	1	125,000	1,529,603			1,543,250	114,450		1,654,603	1,657,700
GIBBSBORO BORO.	2	189,500	119,809			115,196	174,838	2,500	309,309	292,535
GLASSBORO BORO.	5	174,582	2,596,147			2,106,610	105,108	175,863	2,770,729	2,387,582
** GLEN GARDNER BORO.	0	8,000	228,791			196,000		40,000	236,791	236,600
GLEN GARDNER BORO.	1	21,650	124,637			70,650	40,283	20,000	146,287	130,933
GLEN RIDGE BORO. TWP.	1	92,275	596,326			528,275		175,000	688,601	703,275
GLOUCESTER CITY CITY	1	11,215	1,047,158			782,145	230,157		1,058,374	1,012,302
GLOUCESTER CITY CITY	2		623,325			558,319	12,249		623,325	570,568
GREEN BROOK TWP.	2	152,127	187,975			309,419		15,000	340,102	324,419
*** GREEN BROOK TWP.	0	124,823	76,276			95,843	103,645		201,099	199,488
GREENWICH TWP.	1	90,350	394,394			253,370	159,160	3,500	484,744	416,030

* Golf Course

** Sanitation

*** Sewer #2

Table 12: FINANCES OF MUNICIPALLY OPERATED UTILITIES

	TYPE	SURPLUS ANTICIP	OPERATING INCOME	FROM PROP TAXES	SURPLUS TO MUNI	OPERATING COSTS	DEBT SERVICE	CAPITAL IMPROVE	TOTAL REVENUE	TOTAL EXPEND
HACKENSACK CITY	8	154,700	1,068,139			404,200	507,284	7,500	1,222,839	918,984
HADDON TWP.	5	103,000	1,414,459			78,115,608	382,737	67,000	1,517,459	78,565,346
HADDONFIELD BORO.	5	70,000	1,564,803			1,254,585	327,525	30,900	1,634,803	1,613,011
HALEDON BORO.	1		887,810			992,995	146,716		887,810	1,139,711
HAMBURG BORO.	5	290,000	866,348		60,000	703,648	268,352	78,000	1,156,348	1,110,000
HAMILTON TWP.	2	750,000	9,347,554			5,993,185	3,292,549	155,000	10,097,554	9,440,735
HAMMONTON TOWN	1		927,869			557,388	408,395		927,869	965,784
HAMMONTON TOWN	2	355,000	918,197			734,984	588,282		1,273,197	1,323,267
HAMPTON BORO.	1	15,800	151,052			102,229	58,968	28,000	166,852	189,198
HANOVER TWP.	9	30,000	188,287			132,850	83,546	11,050	218,287	227,446
HARDING TWP.	2		138,807			131,780			138,807	131,780
HARRISON TOWN	1		1,098,606			1,093,000			1,098,606	1,093,000
HARRISON TWP.	2	68,106	631,140			257,651	89,450	35,000	699,247	382,101
HARVEY CEDARS BORO.	5	124,300	552,118			408,100	188,182	33,000	676,418	629,282
HAWTHORNE BORO.	1	206,014	1,454,116			1,207,968	338,293	15,566	1,660,130	1,561,827
HAZLET TWP.	9	121,300	362,814			461,800	39,500		484,114	501,300
HELMETTA BORO.	1	21,902	179,727			108,525	36,243	5,000	201,629	149,768
HELMETTA BORO.	2	31,342	249,090			196,370	38,460		280,432	234,830
* HIGH BRIDGE BORO.	0	17,877	331,440			321,747	11,122	10,000	349,317	342,869
HIGH BRIDGE BORO.	1		426,028			182,778	176,934	25,910	426,028	385,622
HIGH BRIDGE BORO.	2	1,186	583,057			466,373	82,942	23,000	584,244	572,316
HIGHLAND PARK BORO.	5		1,824,149			1,573,987	100,464	35,000	1,824,149	1,709,452
HIGHLANDS BORO.	5		936,616	602,003		1,222,550	66,218	255,000	1,538,619	1,543,768
HIGHTSTOWN BORO.	5	552,500	1,715,413			1,736,397	367,610		2,267,913	2,104,007
HILLSDALE BORO.	9		334,395	25,663		159,753	167,990	38,410	360,059	366,153
HILLSIDE TWP.	9		128,241			111,223	8,777		128,241	120,000
HOBOKEN CITY	1	317,543	4,045,708			3,999,358	108,922		4,363,251	4,108,280
HOBOKEN CITY	2	123,268	408,297	15,795		7,083	542,543		547,360	549,626
HOHOKUS BORO.	1	64,500	445,405			386,100	66,199	33,000	509,905	485,299
HOLLAND TWP.	2	263,077				180,705	35,241	50,000	263,077	265,946
HOLMDEL TWP.	2	1,049,991				535,868	110,501	165,000	1,049,991	811,369
HOLMDEL TWP.	9	67,650	373,257			357,650			440,907	357,650
HOPEWELL BORO.	1	26,500	198,798			188,000	17,049	5,000	225,298	210,049
HOPEWELL TWP.	2	15,000	39,070			44,000			54,070	44,000
HOPEWELL TWP.	5	26,600	147,631	145,289		194,137	141,025		319,521	335,162
HOWELL TWP.	1	1,314,792	2,954,814			1,656,848	2,774,279		4,269,607	4,431,127
HOWELL TWP.	2	237,120	3,160,056			2,920,527	782,449		3,397,176	3,702,976
** HUDSON COUNTY	0	966,746	4,454,458			1,299,338	3,095,347		5,421,204	4,394,685
ISLAND HEIGHTS BORO.	5	41,545	400,895			336,367	67,924	34,000	442,441	438,291
JAMESBURG BORO.	2	39,500	430,022			417,704			469,522	417,704
JEFFERSON TWP.	1	250,000	704,672			539,567	373,954	30,000	954,672	943,522
JEFFERSON TWP.	2		327,553			252,846	75,360		327,553	328,206
JERSEY CITY CITY	1	478,915	21,405,510			13,895,856	8,395,047	124,562	21,884,425	22,415,46
JERSEY CITY CITY	9		65,777	199,331		286,495			265,108	286,495
KEANSBURG BORO.	5		32,250				32,133		32,250	32,133
KEARNY TOWN	1		2,857,634			2,289,613	323,292		2,857,634	2,612,905
KEYPORT BORO.	5		2,364,108			2,252,018	196,426		2,364,108	2,448,444
KINNELON BORO.	1	14,665	103,132			114,665			117,797	114,665
KINNELON BORO.	2	43,000	148,148			151,000			191,148	151,000
LAKEHURST BORO.	5	50,129	560,945			559,156	37,458	30,000	611,075	626,614
LAVALLETTE BORO.	1	105,701	463,972			260,640	308,158	10,000	569,673	578,798

* Solid Waste

** Affordable Housing

Table 12: FINANCES OF MUNICIPALLY OPERATED UTILITIES

	TYPE	SURPLUS ANTICIP	OPERATING INCOME	FROM PROP TAXES	SURPLUS TO MUNI	OPERATING COSTS	DEBT SERVICE	CAPITAL IMPROVE	TOTAL REVENUE	TOTAL EXPEND
LAVALLETTE BORO.	2	61,520	862,105			939,920	1,154	15,000	923,625	956,074
LAVALLETTE BORO.	7	308,887	1,274,698			1,327,140		15,000	1,583,585	1,342,140
LAWN SIDE BORO.	2	33,260	176,762			126,260	26,986		210,022	153,246
LEONIA BORO.	9	33,623	230,211			158,227	58,074	13,700	263,835	230,001
LINCOLN PARK BORO.	1	75,000	1,096,305			995,717	158,364		1,171,305	1,154,081
LIVINGSTON TWP.	1	110,147	2,236,642	177,160		3,060,644	147,854	47,000	2,523,950	3,255,499
LIVINGSTON TWP.	9	43,884	254,856			291,753	5,423	6,000	298,740	303,176
LODI BORO.	1		1,808,403			1,079,380	120,000	1,000	1,808,403	1,200,380
LONG BEACH TWP.	5	732,000	4,308,806			3,964,300	862,652	80,000	5,040,806	4,906,952
LONGPORT BORO.	5	42,971	561,636			526,671			604,608	526,671
LOPATCONG TWP.	2	100,000	918,725			768,050		100,000	1,018,725	868,050
LYNDHURST TWP.	1		741,380	64,659		841,700		10,000	806,039	851,700
MADISON BORO.	1	237,635	1,320,857			751,670	146,165	578,400	1,558,492	1,476,235
MADISON BORO.	7		13,603,069		1,200,000	10,265,332	29,739	848,000	13,603,069	12,343,071
MAGNOLIA BORO.	2	14,000	275,737			239,500		6,000	289,737	245,500
MAHWAH TWP.	1	454,297	1,716,488			1,481,771	557,903		2,170,785	2,039,674
MAHWAH TWP.	2	348,291	2,812,706			2,576,759	256,530		3,160,997	2,833,289
MANALAPAN TWP.	1	15,000	58,508			51,147	13,933		73,508	65,080
MANASQUAN BORO.	4		762,943	83,708		828,225			846,651	828,225
MANASQUAN BORO.	5	236,230	1,477,371			1,794,619	66,708	54,885	1,713,602	1,916,213
MANVILLE BORO.	5		1,573,201			1,279,627	329,853	30,000	1,573,201	1,639,481
MAPLE SHADE TWP.	5		4,266,980	300,000		3,193,205	1,792,409	28,750	4,566,980	5,014,364
MAPLEWOOD TWP.	9	25,000	394,792			365,000		45,000	419,792	410,000
MARGATE CITY CITY	5	149,345	2,180,826			2,025,345			2,330,171	2,025,345
MARLBORO TWP.	9	67,000	484,792			298,408	60,293	107,552	551,792	466,253
MATAWAN BORO.	5	318,539	2,815,342		190,000	2,528,183	465,882	80,000	3,133,881	3,264,065
MAYWOOD BORO.	9	13,471	179,863			212,735	10,086		193,334	222,822
MEDFORD LAKES BORO.	2	267,000	628,034			452,565	144,144	194,000	895,034	790,710
MEDFORD TWP.	5	998,601	3,031,693			2,048,205	1,358,717	202,950	4,030,294	3,609,872
MENDHAM BORO.	1	140,000	515,209			583,511	35,130		655,209	618,641
MENDHAM BORO.	2	150,000	1,086,614			677,604	239,700		1,236,614	917,304
METUCHEN BORO.	9	32,000	264,012			225,233	61,460		296,012	286,693
MIDDLE TWP.	2	172,303	970,754			909,687	325,267	5,000	1,143,057	1,239,954
MIDDLESEX BORO.	9	53,500	164,374			178,300	35,125		217,874	213,425
MIDDLESEX COUNTY	8		606,738			422,513			606,738	422,513
MILFORD BORO.	1	23,450	77,499			89,000		15,800	100,949	104,800
MILFORD BORO.	2	88,500	245,253			249,501	54,498	13,000	333,753	317,000
MILLTOWN BORO.	5	35,799	696,858			1,103,737	73,330	50,000	732,657	1,227,067
MILLTOWN BORO.	7	104,312	2,744,088			2,712,283	37,717	45,000	2,848,400	2,795,000
MILLVILLE CITY	1	360,000	1,833,313			1,397,509	145,699	387,000	2,193,313	1,930,209
MILLVILLE CITY	2		3,072,270			2,567,675	241,833	252,250	3,072,270	3,061,758
MILLVILLE CITY	3		676,070	191,299		744,800	378,070	5,000	867,370	1,127,870
MINE HILL TWP.	1		367,849			332,387	43,651	1,000	367,849	377,038
* MONMOUTH COUNTY	0	9,827,637	29,166,572			23,286,298	9,625,508		38,994,209	32,911,806
MONTCLAIR TWP.	1	329,000	3,349,215			2,549,629	787,259	231,500	3,678,215	3,568,388
MONTGOMERY TWP.	2	140,000	858,335			833,519		50,100	998,335	883,619
MOONACHIE BORO.	2	49,000	1,049,413			1,126,500		2,500	1,098,413	1,129,000
MOORESTOWN TWP.	5	2,183,533	3,956,909			3,429,053	1,842,215	150,000	6,140,442	5,421,268
MORRIS PLAINS BORO.	9	15,000	73,159			75,000			88,159	75,000

* Reclamation Center

Table 12: FINANCES OF MUNICIPALLY OPERATED UTILITIES

	TYPE	SURPLUS ANTICIP	OPERATING INCOME	FROM PROP TAXES	SURPLUS TO MUNI	OPERATING COSTS	DEBT SERVICE	CAPITAL IMPROVE	TOTAL REVENUE	TOTAL EXPEND
MORRIS TWP.	2	153,378	7,122,063			2,901,891	3,736,684	36,000	7,275,441	6,674,575
MORRIS TWP.	8	4,648	33,805			24,350	8,298	3,000	38,453	35,648
MORRIS TWP.	9	149,518	397,126			300,816	203,702		546,644	504,518
MORRISTOWN TOWN	3		69,352		9,831	59,520			69,352	69,351
MORRISTOWN TOWN	8		489,121				489,121		489,121	489,121
MOUNT EPHRAIM BORO.	1	98,000	429,604			468,000			527,604	468,000
MOUNTAIN LAKES BORO.	1	77,991	241,250			279,009	38,107	2,375	319,241	319,491
MOUNTAIN LAKES BORO.	2	62,588	281,991			297,588			344,579	297,588
MOUNTAINSIDE BORO.	9	50,166	151,925			142,116		40,550	202,091	182,666
NATIONAL PARK BORO.	1	19,544	126,887			105,244	13,282	8,400	146,431	126,926
NEPTUNE CITY BORO.	2	69,182	662,176			585,977		140,255	731,358	726,232
NEPTUNE TWP.	2	200,000	2,874,542			2,428,000	242,105	50,000	3,074,542	2,720,105
NETCONG BORO.	1	30,000	294,111			205,808	35,306	10,000	324,111	251,114
NETCONG BORO.	2	122,820	473,722			65,667	499,653	7,500	596,543	572,820
NEW BRUNSWICK CITY	1	575,942	6,067,283			3,877,275	2,041,131	187,500	6,643,225	6,105,906
NEW BRUNSWICK CITY	2		3,853,439			3,075,405	633,183		3,853,439	3,708,588
NEWARK CITY	1	5,705,100	32,747,412			31,449,074	3,850,078	988,944	38,452,513	36,288,097
NEWFIELD BORO.	1	27,000	134,257			147,000		25,000	161,257	172,000
NEWTON TOWN	5	250,000	2,356,914			1,322,890	1,146,117	32,000	2,606,914	2,501,007
NORTH ARLINGTON BORO.	1	100,000	1,240,727			1,047,000	64,199	25,000	1,340,727	1,136,199
NORTH BERGEN TWP.	9	61,742	216,542			175,000	54,742	10,000	278,284	239,742
NORTH BRUNSWICK TWP.	1	360,000	2,211,720		300,000	1,988,586	1,330,243		2,571,720	3,618,830
NORTH BRUNSWICK TWP.	2	580,000	2,631,977		550,000	2,463,348	591,652	50,000	3,211,977	3,655,000
NORTH CALDWELL TWP.	1	20,418	596,371			661,797	22,023		616,789	683,820
NORTH CALDWELL TWP.	9		145,289			69,616	61,325	10,400	145,289	141,341
NORTH PLAINFIELD BORO	2	1,095,556	200,000			981,780	71,386		1,295,556	1,053,166
NUTLEY TWP.	1	104,087	1,984,349			2,086,676	8,949	1,000	2,088,436	2,096,625
OAKLAND BORO.	1	134,190	948,055			750,000	329,812	65,000	1,082,245	1,144,812
OAKLAND BORO.	2		218,109	27,891		246,000			246,000	246,000
OCEAN CITY CITY	2		14,328	2,710		300	16,738		17,038	17,038
OCEAN GATE BORO.	1		139,740			69,350	55,646	2,747	139,740	127,743
OCEAN GATE BORO.	2	179,000	245,842			301,423	88,675		424,842	390,098
OGDENSBURG BORO.	1	4,706	308,271			141,602	130,400	15,000	312,977	287,002
* OLD BRIDGE TWP.	0	1,401	142,892			137,457		1,000	144,293	138,457
** OLD BRIDGE TWP.	0		1,049,270			1,088,906			1,049,270	1,088,906
OLDMANS TWP.	1		11,568	1,820		12,050	1,706		13,388	13,756
ORANGE CITY TWP.	1		2,608,986		200,000	1,704,049	413,874	10,000	2,608,986	2,327,924
OXFORD TWP.	2	250,000	674,351			35,771	665,722	35,000	924,351	736,493
PALISADES PARK BORO.	9	142,555	549,748			432,542	170,144		692,303	602,686
PALMYRA BORO.	2	237,962	857,302			575,662	293,625		1,095,264	869,287
*** PAR-TROY HILLS TWP.	0	320,000	2,116,073			1,903,948	537,123	48,200	2,436,073	2,489,271
**** PAR-TROY HILLS TWP.	0	13,400	114,830			115,019			128,230	115,019
PAR-TROY HILLS TWP.	1	350,000	3,802,299			2,845,515	1,256,573	56,385	4,152,299	4,158,473
PAR-TROY HILLS TWP.	2		12,288,147			6,340,833	3,768,565	569,000	12,288,147	10,678,398
***** PARAMUS BORO.	0	289,234	1,321,737		300,000	772,419	325,512	253,955	1,305,887	1,651,886
PARAMUS BORO.	2		3,387,222			2,837,922	455,279	35,000	3,387,222	3,328,202
PARAMUS BORO.	9	5,642	322,102			286,500	43,524		327,745	330,024
PARK RIDGE BORO.	1	550,557	1,661,618			1,237,500	344,098	343,500	2,212,175	1,925,098
PARK RIDGE BORO.	7	589,277	5,279,919		100,000	4,968,000	134,927	370,350	5,869,196	5,573,277

* Arena/Recreation

** Solid Waste

*** Golf/Recreation

**** Community Center

***** Golf Course

Table 12: FINANCES OF MUNICIPALLY OPERATED UTILITIES

	TYPE	SURPLUS ANTICIP	OPERATING INCOME	FROM PROP TAXES	SURPLUS TO MUNI	OPERATING COSTS	DEBT SERVICE	CAPITAL IMPROVE	TOTAL REVENUE	TOTAL EXPEND
PARK RIDGE BORO.	9	10,000	144,069			98,300	13,100	5,600	154,069	117,000
PASSAIC TWP.	8		23,600			8,000			23,600	8,000
PAULSBORO BORO.	5	286,083	905,796			845,220	97,863	108,000	1,191,880	1,051,083
PEAPACK GLADSTONE BOR	2	116,454	566,151			331,233	51,221	40,000	682,605	422,454
PEMBERTON BORO.	5		345,907			310,959	491		345,907	311,450
PEMBERTON BORO.	7	23,400	646,204		50,000	620,400		20,000	669,604	690,400
PEMBERTON TWP.	1	772,294	805,750			749,026	266,525	487,000	1,578,044	1,502,551
PEMBERTON TWP.	2		578,579			2,939	574,973		578,579	577,912
PENNINGTON BORO.	5	23,781	415,956			351,306	57,348	20,000	439,737	428,654
* PENNSAUKEN TWP.	0	144,000	1,225,539			1,011,292	212,707	85,000	1,369,539	1,308,999
PENNSVILLE TWP.	1	153,000	1,146,377			1,176,300		104,700	1,299,377	1,281,000
** PEQUANNOCK TWP.	0		1,306,920	4,987		1,303,665			1,306,920	1,303,665
PEQUANNOCK TWP.	1	100,000	885,331			599,405	350,054	41,000	985,331	990,459
PEQUANNOCK TWP.	2	250,000	525,678			684,891	17,508	7,600	775,678	710,000
PERTH AMBOY CITY	1		5,250,330			3,958,031	1,011,199	50,000	5,250,330	5,019,230
PERTH AMBOY CITY	2	348,000	3,517,959			3,465,841	769,835	50,000	3,865,959	4,285,676
PHILLIPSBURG TOWN	2	1,558,853	3,332,796			2,415,295	2,114,887	40,000	4,891,649	4,570,182
PINE BEACH BORO.	1	25,000	139,916			96,911	29,531	40,000	164,916	166,443
PINE BEACH BORO.	2	140,000	266,743			251,634	56,615	45,000	406,743	353,249
PISCATAWAY TWP.	0	183,000							183,000	
PISCATAWAY TWP.	2	207,802	2,324,540			1,953,819	323,951	185,032	2,532,342	2,462,802
PITMAN BORO.	5	142,978	952,329			1,011,978			1,095,307	1,011,978
PLAINFIELD CITY	2	523,647	2,427,934			2,659,492			2,951,581	2,659,492
PLEASANTVILLE CITY	2	732,102	1,801,069		700,000	1,398,079	466,030	5,000	2,533,171	2,569,109
POHATCONG TWP.	2	136,856	418,351			509,000		10,000	555,207	519,000
POINT PLEASANT BORO.	5	900,000	4,227,559			2,207,374	690,326		5,127,559	2,897,700
**** PRINCETON BORO.	0		657,801				639,058		657,801	639,058
**** PRINCETON TWP.	0	20,000	6,041,200			57,400	6,003,800		6,061,200	6,061,200
PT PLEASANT BEACH BOR	5	400,000	2,279,934			1,895,200	130,205	92,600	2,679,934	2,118,005
RAHWAY CITY	1	130,851	3,216,699			2,772,155	634,793	50,000	3,347,550	3,456,948
RAMSEY BORO.	5	368,990	3,687,480			2,904,895	118,595	450,000	4,056,471	3,473,490
RAMSEY BORO.	9	70,288	144,734			221,288			215,023	221,288
READINGTON TWP.	2		844,669			709,669	166,247		844,669	875,917
RED BANK BORO.	5		3,765,341			3,550,295	342,848	20,000	3,765,341	3,913,143
RED BANK BORO.	8	30,000	301,296			141,300	166,415	10,000	331,296	317,715
RIDGEFIELD BORO.	9		202,804			154,681	36,953	17,000	202,804	208,634
RIDGEFIELD PK VILLAGE	9		114,188	33,929		96,880	51,237		148,117	148,117
RIDGEWOOD VILLAGE	1	71,967	5,083,089			3,957,067	564,300	270,500	5,155,056	4,791,867
RIDGEWOOD VILLAGE	8	23,066	466,728			456,266		10,000	489,794	466,266
RINGWOOD BORO.	1	176,635	758,315			538,171	316,979		934,950	855,150
RIVERDALE BORO.	1	14,000	156,339			141,500	21,000	10,000	170,339	172,500
RIVERDALE BORO.	2	17,354	133,475			140,054			150,829	140,054
ROCKAWAY BORO.	1	160,000	920,828			817,000	135,999	71,000	1,080,828	1,023,999
ROCKAWAY TWP.	1	900,000	1,584,841		600,000	1,140,223	128,568	10,000	2,484,841	1,878,791
ROCKY HILL BORO.	5	15,150	133,641			135,682	6,147		148,791	141,829
ROOSEVELT BORO.	5	882,240				294,411	129,147	290,000	882,240	713,558
ROSELAND BORO.	1	61,300	748,908			572,895	210,102	5,000	810,208	787,997
ROSELAND BORO.	2	38,901	814,732			793,752	57,828	1,000	853,634	852,580
ROSELLE PARK BORO.	2	65,000	599,865			674,023			664,865	674,023
ROXBURY TWP.	1	67,060	539,558			313,832	260,396		606,618	574,228

* Golf Course

** Solid Waste

*** Affordable Housing

Table 12: FINANCES OF MUNICIPALLY OPERATED UTILITIES

	TYPE	SURPLUS ANTICIP	OPERATING INCOME	FROM PROP TAXES	SURPLUS TO MUNI	OPERATING COSTS	DEBT SERVICE	CAPITAL IMPROVE	TOTAL REVENUE	TOTAL EXPEND
ROXBURY TWP.	2	975,665	2,810,313			1,101,027	2,389,935		3,785,978	3,490,963
SADDLE BROOK TWP.	1	230,190	1,433,574			1,687,190			1,663,764	1,687,190
SALEM CITY	5	666,253	1,799,035			1,152,853	129,900	987,500	2,465,289	2,270,253
SAYREVILLE BORO.	1	466,200	4,042,501			3,028,397	508,402	628,000	4,508,701	4,164,800
SEA GIRT BORO.	4	41,800	358,527			384,041	20,610	1,000	400,328	405,651
SEA GIRT BORO.	5		651,212			566,581	93,816		651,212	660,397
SEA ISLE CITY CITY	5	235,019	3,796,245			3,218,019	656,596	60,000	4,031,264	3,934,615
SEASIDE HEIGHTS BORO.	5	127,049	2,383,219			1,779,132	486,417	40,000	2,510,268	2,305,549
SEASIDE HEIGHTS BORO.	7	48,080	2,817,728			2,962,980	35,100		2,865,808	2,998,080
SEASIDE PARK BORO.	5		1,359,833			1,143,780	138,644	30,000	1,359,833	1,312,425
SECAUCUS TOWN	9		203,753	92,736		296,490			296,490	296,490
SHIP BOTTOM BORO.	5	229,000	591,934			649,000		85,000	820,934	734,000
SOMERDALE BORO.	2		256,104			196,506	32,294		256,104	228,800
SOMERVILLE BORO.	2	324,000	1,641,176			1,916,061	53,760	1,000	1,965,176	1,970,821
SOUTH AMBOY CITY	1		660,246	60,827		706,943	15,200	5,000	721,073	727,143
SOUTH BELMAR BORO.	5	280,339	856,760		120,000	587,600	8,239	12,500	1,137,099	728,339
SOUTH BRUNSWICK TWP.	5		12,782,892			9,036,088	2,399,137	100,000	12,782,892	11,535,225
SOUTH ORANGE VILL TWP	1	256,885	2,143,253			1,874,239	225,714	100,000	2,400,138	2,199,953
SOUTH PLAINFIELD BORO	2	19,309	1,897,707	97,197		1,619,360	473,064		2,014,213	2,092,424
SOUTH PLAINFIELD BORO	9	34,889	189,983			123,889	52,573		224,872	176,462
SOUTH RIVER BORO.	1	136,000	1,215,770			816,888	402,686	9,000	1,351,770	1,228,574
SOUTH RIVER BORO.	2	10,082	127,253			117,305	8,029	12,000	137,335	137,334
SOUTH RIVER BORO.	7	309,189	4,404,578			4,473,046	160,142	76,000	4,713,767	4,709,188
SPARTA TWP.	1	140,000	1,122,370			850,016	203,999	47,375	1,262,370	1,101,390
SPARTA TWP.	2		192,371			72,500	55,000		192,371	127,500
SPOTSWOOD BORO.	5	63,930	1,143,031			809,060	184,870	10,000	1,206,962	1,003,930
SPRING LAKE BORO.	4	103,405	764,107			804,177		43,480	867,512	847,657
SPRING LAKE BORO.	5	93,192	1,365,105			1,282,491	58,446	2,000	1,458,297	1,342,937
SPRING LAKE HGTS BORO	5	377,500	1,789,535		311,100	1,384,899	41,999	45,000	2,167,035	1,782,998
SPRINGFIELD TWP.	9	105,609	245,760			273,000	40,608	25,000	351,369	338,608
STANHOPE BORO.	1	35,573	297,916			184,081	130,748	10,000	333,489	324,829
STANHOPE BORO.	2	186,496	743,415			626,864	198,950	10,000	929,911	835,814
STOCKTON BORO.	1	13,000	37,573			30,519	9,500	8,000	50,573	48,019
STOCKTON BORO.	2	8,297	176,401			132,654	34,997	500	184,699	168,152
STONE HARBOR BORO.	5	330,000	1,297,578			1,442,171	176,416	21,770	1,627,578	1,640,357
SUMMIT CITY	2	350,000	2,103,407			1,988,057	368,565	25,000	2,453,407	2,381,623
SURF CITY BORO.	5	411,000	924,435			931,850	136,425	30,000	1,335,435	1,098,275
SUSSEX BORO.	5	165,806	696,314			546,900	259,604	50,000	862,120	856,504
SWEDSBORO BORO.	5	7,068	674,590			445,382	141,568	3,000	681,658	589,950
TEWKSBURY TWP.	2	15,187	122,161			128,564	20,642		137,349	149,206
* TINTON FALLS BORO.	0	150,000	594,330			586,895	35,221	10,000	744,330	632,116
TINTON FALLS BORO.	2	490,806	1,240,298			1,293,439	287,451	25,000	1,731,104	1,605,890
TOTOWA BORO.	1	83,565	1,016,462			1,030,345	46,880	19,080	1,100,027	1,096,305
TOTOWA BORO.	9	200	45,556	10,131		47,877	7,535	2,500	55,887	57,912
TRENTON CITY	1		17,429,822		630,290	10,737,337	4,685,266	802,980	17,429,822	16,855,873
TRENTON CITY	2		11,097,931			6,084,122	1,985,722	28,515	11,097,931	8,098,359
TRENTON CITY	8	100,000	1,838,752		550,000	394,540	296,729		1,938,752	1,241,269
TUCKERTON BORO.	1		349,109			172,724	132,089		349,109	304,813
TUCKERTON BORO.	2	102,458	562,462			579,938	100,596		664,921	680,535
UNION BEACH BORO.	1		1,439,177			1,152,017	191,758		1,439,177	1,343,776
UNION TWP.	2	400,000	4,185,169		372,590	4,048,168	203,302		4,585,169	4,624,060

* Southern Sewer

TABLE 13

1992 COUNTY LOCAL HEALTH SERVICES TAX (R.S. 26:3A2-19)

These property taxes are levied in each municipality which provides local health services through agreement with the County Health Department, pursuant to the Local Health Services Act of 1975 and comprise the annual operating budget of the County Health Department.

1992 COUNTY OPEN SPACE PRESERVATION TRUST FUND TAX (Ch. 30, P.L. 1989)

Taxes raised under the "County Open Space Preservation Trust Fund Tax" must be authorized by voters of each county assessing the tax, and creates a dedicated trust fund used to purchase land or water areas to be used for open space preservation. The law was approved in 1989 and was retroactive for the 2 previous years for counties that had created the program without the statutory authorization.

COUNTY LOCAL HEALTH SERVICES TAXATLANTIC COUNTY

Absecon City	\$ 78,984.68
Brigantine City	232,925.88
Buena Borough	26,954.88
Buena Vista Twp.	53,875.18
Corbin City	3,435.58
Egg Harbor City	28,591.94
Egg Harbor Twp.	296,115.33
Estell Manor Twp.	15,835.42
Folsom Boro.	17,129.41
Galloway Twp.	227,034.23
Hamilton Twp.	224,508.11
Hammonton Town	122,404.13
Linwood City	99,449.37
Longport Boro.	103,295.20
Margate City, City	256,377.30
Mullica Twp.	49,346.28
Northfield City	89,358.57
Pleasantville City	104,874.10
Port Republic City	13,416.30
Somer Point City	125,825.08
Ventnor City, City	214,259.33
Weymouth Twp.	13,331.46

ATLANTIC COUNTY TOTAL \$ 2,397,554.00

CUMBERLAND COUNTY

Bridgeton City	\$ 211,869.75
Commercial Twp.	71,696.02
Deerfield Twp.	57,513.80
Downe Twp.	39,607.47
Fairfield Twp.	69,849.20
Greenwich Twp.	21,673.92
Hopewell Twp.	91,667.90
Lawrence Twp.	52,139.98
Maurice River Twp.	79,276.57
Millville City	496,615.68
Shiloh Boro.	9,054.74
Stow Creek Twp.	30,770.80
Upper Deerfield Twp.	182,082.17

CUMBERLAND COUNTY TOTAL \$ 1,413,818.00

MONMOUTH COUNTY

Allentown Boro.	\$ 6,381.80
Asbury Park City	30,079.48
Atlantic Highland Boro.	22,576.18
Avon-by-the-Sea Boro.	15,865.32
Belmar Boro.	31,429.74
Englishtown Boro.	5,008.96
Farmingdale Boro.	6,426.66
Howell Twp.	152,021.85
Manasquan Boro.	39,560.73
Marlboro Twp.	159,161.06
Neptune Twp.	101,293.92
Neptune City Boro.	16,196.35
Oceanport Boro.	32,909.10
Roosevelt Boro.	3,192.39
South Belmar	7,667.21
Wall Twp.	133,690.25

MONMOUTH COUNTY TOTAL \$ 763,461.00

OCEAN COUNTY

Barneget Twp.	\$ 68,231.52
Bay Head Boro.	50,459.22
Beachwood Boro.	45,725.97
Berkeley Twp.	278,659.86
Brick Twp.	534,154.60
Dover Twp.	696,364.80
Eaglewood Twp.	11,484.59
Island Heights Boro.	15,414.13
Jackson Twp.	180,114.02
Lacey Twp.	191,114.12
Lakehurst Boro.	9,838.46
Lakewood Twp.	211,542.63
Lavalette Boro.	78,224.51
Little Egg Harbor Twp.	107,296.02
Manchester Twp.	192,558.20
Mantoloking Boro.	51,612.76
Ocean Twp.	48,855.80
Ocean Gate Boro.	13,239.85
Pine Beach Boro.	14,039.04
Plumsted Twp.	31,307.49
Pt. Pleasant Boro.	158,072.59

OCEAN COUNTY (con't)

Pt. Pleasant Beach Boro.	80,820.10
Seaside Heights Boro.	36,000.56
Seaside Park Boro.	49,004.33
S. Toms River Boro.	12,860.76
Statford Twp.	160,602.77
Tuckerton Boro.	22,401.30

OCEAN COUNTY TOTAL \$ 3,350,000.00

SUSSEX COUNTY

Andover Boro.	\$ 14,103.52
Andover Twp.	122,981.82
Branchville Boro.	26,643.86
Byram Twp.	171,835.60
Frankford Twp.	106,410.87
Franklin Boro.	79,156.40
Fredon Twp.	71,219.23
Green Twp.	62,456.44
Hamburg Boro.	46,205.33
Hampton Twp.	100,083.95
Hardyston Twp.	122,607.25
Lafayette Twp.	56,576.10
Montaque Twp.	62,038.47
Newton Town	118,250.62
Sandyston Twp.	44,364.62
Stanhope Boro.	(-) 188.34
Stillwater Twp.	89,289.65
Sussex Boro.	25,903.39
Walpack Twp.	1,166.65
Wantage Twp.	199,754.57

SUSSEX COUNTY TOTAL \$ 1,520,860.00

TABLE 13 (con't)

1992 COUNTY OPEN SPACE PRESERVATION TRUST FUND TAX (Ch. 30 P.L. 1989)ATLANTIC COUNTY

Absecon City	\$ 19,408.51
Atlantic City	378,350.16
Brigantine City	57,235.71
Buena Boro.	6,623.49
Buena Vista Twp.	13,238.48
Corbin City	844.21
Egg Harbor City	7,025.75
Egg Harbor Twp.	72,762.93
Estell Manor City	3,891.16
Folsom Boro.	4,209.12
Galloway Twp.	55,787.98
Hamilton Twp.	55,167.25
Hammonton Town	30,077.25
Linwood City	24,437.19
Longport Boro.	25,382.21
Margate City	62,998.31
Mullica Twp.	12,125.61
Northfield City	21,957.63
Pleasantville City	25,770.19
Port Republic City	3,296.72
Somers Point City	30,918.37
Ventnor City	52,648.87
Weymouth Twp.	3,331.46

ATLANTIC COUNTY TOTAL \$ 967,489.06

CAPE MAY COUNTY

Avalon Boro.	\$ 164,030.00
Cape May City	78,631.90
Cape May Point Boro.	13,215.14
Dennis Twp.	31,642.34
Lower Twp.	132,321.53
Middle Twp.	77,226.01
North Wildwood City	69,968.68
Ocean City	319,443.30
Sea Isle City	96,102.74
Stone Harbor Boro.	103,044.27
Upper Twp.	74,685.85
West Cape May Boro.	10,143.05
West Wildwood Boro.	5,770.43
Wildwood City	63,708.81
Wildwood Crest Boro.	73,857.28
Woodbine Boro.	4,953.52

CAPE MAY COUNTY TOTAL \$ 1,318,744.85

MERCER COUNTY

E. Windsor Twp.	\$ 110,081.03
Ewing Twp.	189,163.04
Hamilton Twp.	423,146.08
Hightstown Boro.	24,180.24
Hopewell Boro	14,763.77
Hopewell Twp.	127,163.85
Lawrence Twp.	225,647.27
Pennington Boro.	21,710.62
Princeton Boro.	88,623.81
Princeton Twp.	175,295.41
Trenton City	196,198.00
Washington Twp.	42,206.60
W. Windsor Twp.	208,099.28

MERCER COUNTY TOTAL \$ 1,846,279.00

MONMOUTH COUNTY

Aberdeen Twp.	\$ 88,451.58
Allenhurst Boro.	11,129.71
Allentown Boro.	8,890.27
Asbury Park City	41,815.59
Atlantic Highlands Boro.	31,414.57
Avon-by-the-Sea Boro.	22,087.39
Belmar Boro.	43,719.33
Bradley Beach Boro.	29,123.88
Brielle Boro.	51,167.80
Colts Neck Twp.	95,374.67
Deal Boro.	72,080.63
Eatontown Boro.	94,501.44
Englishtown Boro.	6,979.26
Fair Haven Boro.	48,914.45
Farmingdale Boro.	8,955.27
Freehold Boro.	48,539.68
Freehold Twp.	185,406.75
Hazlet Twp.	103,711.03
Highlands Boro.	28,680.79
Holmdel Twp.	174,717.13
Howell Twp.	210,562.65
Interlaken Boro.	10,294.41
Keansburg Boro.	34,507.18
Keyport Boro.	32,503.45
Little Silver Boro.	57,643.53
Loch Arbour Village	4,251.45
Long Branch City	148,954.26
Manalapan Twp.	193,634.59
Manasquan Boro.	55,118.55
Marlboro Twp.	221,744.04

MONMOUTH COUNTY (con't)

Matawan Boro.	44,703.32
Middletown Twp.	480,865.66
Millstone Twp.	57,542.43
Monmouth Beach Boro.	40,078.54
Neptune Twp.	141,296.26
Neptune City Boro.	22,548.70
Ocean Twp.	183,651.62
Oceanport Boro.	45,831.12
Red Bank Boro.	73,091.29
Roosevelt Boro.	4,448.36
Rumson Boro.	110,436.31
Sea Bright Boro.	19,717.60
Sea Girt Boro.	51,425.19
Shrewsbury Boro.	41,279.04
Shrewsbury Twp.	3,282.68
South Belmar Boro.	10,678.70
Spring Lake Boro.	76,261.40
Spring Lake Heights Boro	40,643.53
Tinton Falls Boro.	86,560.16
Union Beach Boro.	28,489.85
Upper Freehold Twp.	27,901.43
Wall Twp.	185,980.83
West Long Branch Boro.	58,415.65

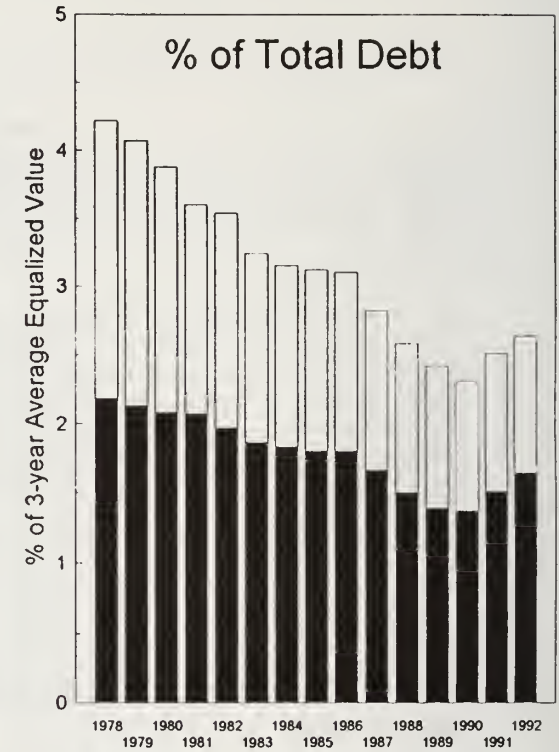
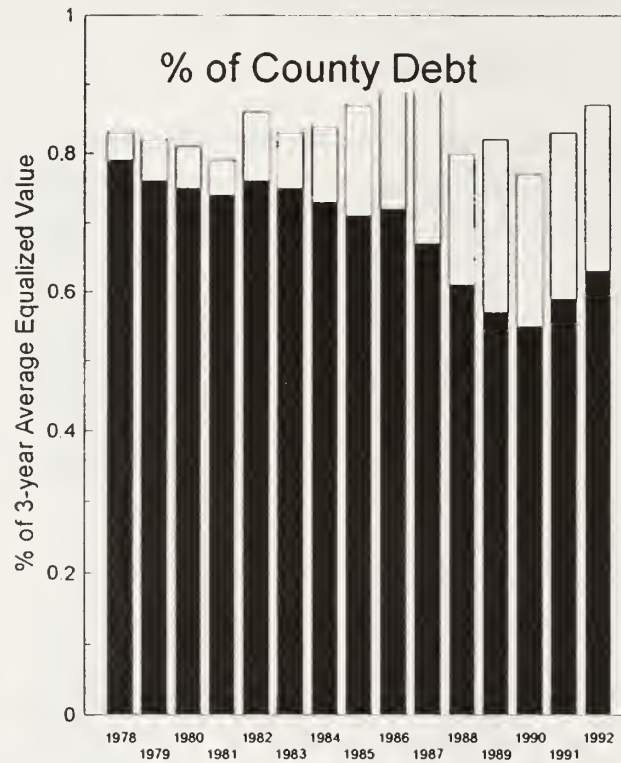
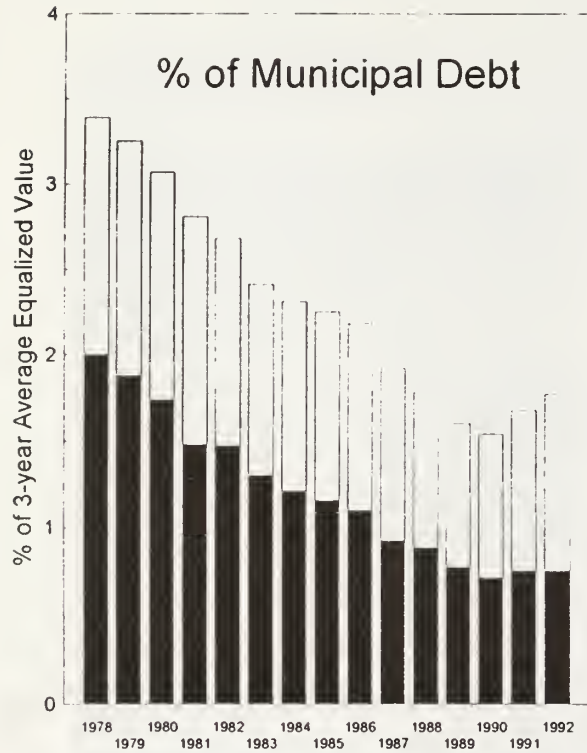
MONMOUTH COUNTY TOTAL \$ 4,000,000.00

SOMERSET COUNTY

Bedminster Twp.	\$ 170,373.00
Bernards Twp.	322,417.18
Bernardsville Boro.	153,396.14
Bound Brook Boro.	73,202.45
Branchburg Twp.	169,780.48
Bridgewater Twp.	537,216.70
Far Hills Boro.	24,031.25
Franklin Twp.	521,057.43
Green Brook Twp.	72,895.59
Hillsborough Twp.	287,379.46
Manville Boro.	81,990.89
Millstone Boro.	4,131.52
Montgomery Twp.	164,217.86
North Plainfield Boro.	133,982.85
Peapack-Gladstone Boro.	80,170.85
Raritan Boro.	80,299.44
Rocky Hill Boro.	8,464.61
Somerville Boro.	105,744.35
South Bound Brook Boro.	27,128.50
Warren Twp.	265,365.02
Watchung Boro.	135,454.43

SOMERSET COUNTY TOTAL \$ 3,418,700.00

DEBT TRENDS OF NEW JERSEY MUNICIPALITIES AND COUNTIES



	MUNICIPAL DEBT	
	GROSS	NET
1978	3.39	1.39
1979	3.25	1.37
1980	3.07	1.33
1981	2.81	1.33
1982	2.68	1.21
1983	2.41	1.11
1984	2.31	1.10
1985	2.25	1.09
1986	2.18	1.08
1987	1.92	0.99
1988	1.78	0.89
1989	1.60	0.82
1990	1.54	0.82
1991	1.68	0.92
1992	1.82	1.01

	COUNTY DEBT	
	GROSS	NET
1978	0.83	0.79
1979	0.82	0.76
1980	0.81	0.75
1981	0.79	0.74
1982	0.86	0.76
1983	0.83	0.75
1984	0.84	0.73
1985	0.87	0.71
1986	0.92	0.72
1987	0.90	0.67
1988	0.80	0.61
1989	0.82	0.57
1990	0.77	0.55
1991	0.83	0.59
1992	0.89	0.63

	TOTAL DEBT	
	GROSS	NET
1978	4.22	2.18
1979	4.07	2.13
1980	3.88	2.08
1981	3.60	2.07
1982	3.54	1.97
1983	3.24	1.86
1984	3.15	1.83
1985	3.12	1.80
1986	3.10	1.80
1987	2.82	1.66
1988	2.58	1.50
1989	2.42	1.39
1990	2.31	1.37
1991	2.51	1.51
1992	2.71	1.64

Legend: Net Debt =



Gross =



STATUTORY FORMS OF GOVERNMENT OF LOCAL UNITS OF NEW JERSEY

On each municipal page, under the name of the local unit, there appears the statutory form of government. An explanation of the various forms presently in operation are as follows:

Borough - an elected council usually consisting of six members with both administrative and policy making powers and an elected mayor with limited authority for administration.

Commission - (commonly referred to as the Walsh Act) is comprised of an elected governing body of three or five members (determined by population class). This body has both legislative and administrative authority.

Township Committee - an elected governing body usually consisting of three or five members with legislative and administrative authority.

Town Council - structurally similar to the borough form with a separately elected mayor and council deviating in size according to the number of wards.

Village - an elected body of five trustees with both legislative and administrative authority. (There are only (3) villages in the State at present.)

Mayor-Council - includes referendum charter forms authorized between 1897 and 1908 and special charters approved by the Legislature. Its constituency varies in size.

Council Manager Act of 1923 - an elected body of five, seven, or nine members which appoints its mayor and other officers. It appoints a municipal manager who is given authority to administer the local unit.

OPTIONAL MUNICIPAL CHARTER LAW OF 1950

Council-Manager - an elected policy-making council of five, seven or nine members (at discretion of voters) which appoints its mayor, a municipal clerk and a municipal manager who has authority and responsibility for overall municipal administration. This form differs from the 1923 form in the greater degree of discretion in both council representation and administrative organization.

Mayor-Council - an elected policy-making body of five, seven or nine members (voter's option) and a separately elected mayor with authority and responsibility for overall administration including the appointment of a business administrator to direct the department of administration required under this plan.

Small Municipality - an elected policy-making body of three, five or seven members including a mayor elected by the voters or the council who has authority for overall administration of the unit. This form of government is limited to units with less than 12,000 persons.

OPTIONAL COUNTY CHARTER LAW OF 1972

County Executive Plan - an elected board of chosen freeholders of five, seven or nine members and an elected county executive who is authorized to supervise, direct and control all county administrative departments.

County Manager Plan - an elected board of chosen freeholders of five, seven or nine members and an appointed county manager who is authorized to supervise, direct and control all county administrative departments.

County Supervisor Plan - an elected board of chosen freeholders of five, seven or nine members and an elected county supervisor. The legislative power is vested in the board of chosen freeholders; the executive power is exercised by the county supervisor.

County Board President Plan - an elected board of chosen freeholders of five, seven or nine members who elect a board president who presides at board meetings and oversees the work of the appointed administrator.

GLOSSARY

- ANNUAL BUDGET: the governing body of each local unit is required by law to adopt a budget for each calendar year. The law is N.J.S. 40A:4-1 et seq., known as the "local budget law." Every municipality and county in New Jersey operates on a full cash basis.
- ANNUAL DEBT STATEMENT: sworn statement filed by law by the chief financial officer of the local unit, attesting to the debt condition of the local unit. The law is N.J.S. 40A:2-1 et seq., known as the "local bond law."
- ASSESSED VALUATION: the proportional value of property assessed for real property taxation as determined by the local assessor whose jurisdiction extends over a municipal area. (see Net Valuation Taxable.)
- ASSESSMENT OF TAXES: the process of levying property taxes proportioned to property value. The expenditure report line with this title includes expenditures incurred for supervision and maintenance of appraisal and assessment records, tax map preparation and maintenance, revaluation programs, and other activities of the local assessor and the County Board of Taxation.
- AUTHORITIES: corporate public agencies created to perform specific functions within a local unit or region. Authorities have power to levy and collect service charges, incur debt, and operate autonomously.
- AUTHORITY DEBT: indebtedness of an authority outstanding on the date specified.
- BANK CORP. TAX: applies to all banks and banking associations, organized under the authority of New Jersey and whose principal place of business is New Jersey. This tax was a county and municipal tax prior to 1970. The rate was increased from 3/4% to 1 1/2% in 1970 on the value of common and preferred stock, and provision was made for the distribution of 1/2 the proceeds to state for general state purposes, the other half is equally divided by the county and municipality in which the bank(s) is located. Recently enacted legislation (c. 170 P.L. 1975) repeals the Bank Stock Tax Act and renders banks taxable under the Corporation Business Tax Act. Banks will be taxable upon their net income and net worth as in the case of corporations commencing in 1976. Distribution of this tax remains unchanged.
- BOND ORDINANCE: an ordinance adopted by the governing body of the local unit providing for the authorization of bonded indebtedness and repayment obligations under N.J.S. 40A:2-1 et seq., known as the "local bond law."
- BOND RATINGS: the credit rating assigned to a municipality or county by two agencies recognized as experts in the field of appraisal of local government finances. It will be noted that all local units are not rated. At present, both services—Moody's and Standard and Poor's—when a bond issue is sold and if the local unit does not contract with either of the two rating organizations for a credit rating, the rating previously given is withdrawn.
- CAPITAL DEBT: the long-term or short-term indebtedness authorized by bond ordinance for expenditures of a capital nature.
- CAPITAL DEBT ISSUED AND OUTSTANDING: principal amount of all capital debt issued and unpaid on the date specified.
- CAPITAL IMPROVEMENTS: the capital improvement expenditure data in this report includes: down payments on improvements (a 5% down payment is required in the "local bond law" when making an appropriation for improvement by ordinance), "Capital Improvement Fund" (which may be used to provide the necessary down payment or may be used to finance the improvement in whole or in part through an ordinance appropriation), and other capital improvement appropriations for capital projects or items of equipment such as fire engines, road scrapers, ambulances, etc.
- CAPITAL OUTLAY: expenditures by ordinance or budget appropriation for the construction, purchase, or improvement of fixed assets such as buildings and equipment, parks and playgrounds, vehicular equipment, streets, roads, sidewalks, storm sewers, etc. (See list of Capital Outlay on individual pages of local units.)

CASH BASIS BUDGET: a balanced budget, showing that there will be sufficient cash collected during the year to meet all debt service requirements, necessary operations of the local unit, and any mandatory payments required.

CHIEF FINANCIAL OFFICER: means the Director of Revenue and Finance, Comptroller, Treasurer, Collector or other financial officer of a municipality, or the treasurer of a county.

CORRECTIONAL AND PENAL: emergency shelters for minors accused of a crime: penitentiaries, jails, and detention houses.

COUNTY: a local unit of government governed by a Board of Chosen Freeholders. The County is responsible for welfare, education, tax assessment, elections, etc. (There are 21 counties in New Jersey.)

COUNTY EQUALIZATION RATIO: the equalization ratio used by the County Board of Taxation to calculate column 11 of the County Abstract of Ratables.

COUNTY EXTENSION SERVICES: farm and home demonstrations, 4-H Clubs, and related activities.

COUNTY TAXES: the amount paid by the municipality to the county for the municipal share of the county tax levy as apportioned by the County Board of Taxation.

CURRENT FINANCES: the current financial position of a local unit as reflected in its condensed current fund balance sheet for the fiscal year reported.

DEBT LIMITATION: the statutory debt limit in New Jersey is 3 1/2% for municipalities and 2% for counties, computed on the "equalized valuation basis."

DEBT SERVICE: the payment made by the local unit of the principal, interest and other charges on the obligations issued by it whether temporary or permanent.

DEDUCTIONS (FROM GROSS DEBT TO CALCULATE NET DEBT): the "local bond law" defines the methods for calculating the deductible portion of gross capital debt. All school debt within the statutory limit is deductible. All self-liquidating or utility debt is deductible if the utility is self-sustaining. If the utility is not self-sustaining, the operating deficit is capitalized at 5% and becomes a charge against the debt limit of the municipality. The deductions from other debt come about through funds on hand, accounts receivable, and similar specific items allowable as deductions. Also bonds authorized by another Public Body to be guaranteed by the municipality are deductible.

DEFERRED CHARGES: unbudgeted expenditures, payment of prior year's bills, deferred charges to future taxation.

DELINQUENT TAXES: all taxes unpaid at the close of the year.

DISTRICT SCHOOL TAXES: payments to the local school district, regional school district and consolidated school district for the support of the school budget.

EFFECTIVE TAX RATE: the effective tax rate is the tax rate which would apply if the property taxed were assessed at true value. Because New Jersey defines true value as market value, and conducts a statistically designed sales ratio program in order to calculate state promulgated equalization ratios, the effective property tax rate for New Jersey municipalities is the general tax rate multiplied by the equalization ratio.

ENVIRONMENTAL INSPECTION AND CONTROL: the expenditure line in this report includes these activities: code enforcement; building inspection; plumbing inspection; electrical inspection; elevator inspection; gas inspection; air conditioning inspection; heating plant inspections; housing and rooming house inspection; air pollution control; water pollution control; and sanitary inspections of nursing homes, hotels, motels, and trailer camps.

- EQUALIZATION RATIO: the ratio of assessed value to true (market) value of real property.
- EQUALIZED VALUATION: the true (market) value of real property, calculated by dividing the assessed value by the equalization ratio (see also State Equalized Value).
- EQUALIZED VALUATION BASIS: the average of the three (3) preceding years of the sum total of: (a) the aggregate equalized valuations of real property as certified in the Table of Equalized Valuations published by the Director of the Division of Taxation of the Department of the Treasury on October 1, of each year; and (b) the assessed valuation of Class II railroad property as set forth in the Table of Equalized Valuations referred to in (a) above.
- EXPENDITURES: actual cash disbursements plus amounts reserved to meet bills incurred during the year but unpaid at the close of the calendar year.
- FISCAL YEAR: the period for which a Local Unit adopts a budget, pursuant to the Local Budget Law, N.J.S. 40A:4-1 et seq.
- GENERAL TAX RATE: the general tax rate is the rate applied to the net taxable assessed valuation of a municipality to yield the required tax levy. It is the rate shown on the County Abstract of Ratables and on the tax bill. Because of varying assessment practices, it is a rate which has no meaning in comparative tax rate studies.
- GROSS DEBT: includes all bonds and notes authorized or guaranteed by a local unit or a school district, whether or not issued. Does not include tax anticipation notes, emergency notes, special emergency notes, or utility revenue notes.
- HEALTH SERVICES EXCEPT ENVIRONMENTAL: the municipal expenditure line in this report includes these activities: health boards and departments; physicians; visiting nurses; morgues; vital statistics; disease control; food; drug; food handling inspections; public baths; municipal child evaluation centers; municipal deprived children care; contributions to health organizations; narcotics centers; diagnostic centers; mental health and similar activities. The county expenditure line includes those of these activities not reported as a separate activity.
- HUMAN RESOURCES: the expenditure line in this report includes activities such as those for youth, aging, Senior Citizens, child care centers, anti-poverty programs, head-start programs, etc.
- LAND RECLAMATION AND CONSERVATION: the municipal expenditure line in this report includes these activities: water policy and conservation; flood prevention and damage; and conservation of natural resources.
- LINE ITEM: a budget line item is an appropriation or a specific anticipated revenue. A property line item is an entry on the tax rolls.
- LOCAL PURPOSE TAXES: the amount of taxes assessed to support the municipal budget (i.e. to operate and maintain the municipality and provide for municipal debt service.)
- LOCAL UNIT: a county or municipality.
- MOODY RATING: the Moody Rating is the credit rating given by the Moody's Investors Service.
- MUNICIPAL FUNCTIONS: expenditures necessary to operate the municipality and provide the services required.
- MUNICIPAL PUBLIC UTILITY: an agency created to perform specific functions within a municipal, county, or regional area. Operations are separate and distinct from the local unit, but not autonomous with respect to it. There are fifteen types of municipal utilities in New Jersey: water, sewer, airport, beach, water and sewer, harbor, electric, parking, swimming pool, country club, golf course, park, recreation, sanitation and transfer station.

MUNICIPALITY: a municipal corporation (there are no unincorporated territories in New Jersey). The name of a New Jersey municipality (i.e., city, town, township, borough or village) does not indicate size, population or form of government.

NET DEBT: the amount of authorized debt remaining after statutory deductions are taken. The present law limits the amount of net debt for municipalities to 3 1/2% of equalized valuation basis for the sum of municipal and school debt. The present law limits the amount of net debt for counties to 2% of equalized valuation basis.

NET VALUATION ON WHICH COUNTY TAXES ARE APPORTIONED: this figure is taken from column 11 of the County Abstract of Ratables. It includes the County equalization of net valuation taxable, plus several statutory adjustments, plus an equivalent valuation for the business personal property taxes collected and replaced by the State.

NET VALUATION TAXABLE: the assessed valuation of real property excluding Class II railroad property, over which property taxes are levied. Telephone and telegraph equipment are assessed locally, and are included in this figure.

OTHER JUDICIAL: court attendants and services of court reporters.

OTHER PUBLIC WORKS: the expenditure line in this report includes these activities: motor vehicle maintenance and fueling; public works equipment purchase and maintenance; general administration of public works; recreational flying fields; transportation capital expenditures; marine and harbor improvements; water system and improvements; feasibility studies; and purchase of municipal utilities.

OTHER REVENUES, REVENUE SHARING TAX EFFORT: includes realized alcohol beverage licenses, interest and costs on taxes and building permits, as well as any other miscellaneous licenses and permits reported in budget.

PARCEL: a parcel is a piece of property entered on the tax map as one unit and carried on the tax rolls for assessment and tax collection purposes as one unit.

PER CAPITA FIGURES: computations are based upon the estimated population for the report year. Care should be taken in using these figures for comparative purposes, since all services included are not necessarily provided to the residential population for the report year. Future research is planned to find a better measurement for cost comparisons.

PLANNING, HOUSING AND DEVELOPEMNT: the expenditure line in this report includes these activities: zoning; urban renewal; housing; planning; economic development; industrial commissions; physical rehabilitation; model cities programs; boards of adjustment; tidelands and meadowlands development; urban development; and community planning.

POPULATION: The official 1980 and 1990 Census of population conducted by the U.S. Department of Commerce, Bureau of the Census.

PROPERTY ACQUIRED BY DEED OR FORECLOSURE: (often referred to as foreclosed property.) When property taxes are unpaid, the collector is required by law to sell the property for non-payment of taxes. If there is no outside purchaser, the property is acquired by the municipality and the tax title lien is vested in the municipality. After 6 months from the date of the tax title lien sale, the municipality is permitted by law to foreclose the property owner's right of redemption of the lien and, thus, acquire title to the property.

RATABLE: a ratable is a taxable parcel of real property.

RESERVE FOR UNCOLLECTED TAXES: an item in the municipal budget which is designed to insure the municipality sufficient cash with which to carry out its functions after providing in full to other government units—local schools, county and special districts. This reserve becomes a tax levy added to the tax levy required to meet the budget, and represents the amount of tax monies expected to remain uncollected at the end of the year, based on the collection level of the previous year.

- REVENUES: monies which were received during the calendar year. Surplus revenue may be in part offset by deferred charges and State Aid may be represented by State funds set aside as a reserve but not yet paid over.
- SPECIAL DISTRICTS: independent governmental corporations created within a local municipal unit to provide definite functions and having power to tax, impose service charges and incur debt. They are autonomous, and their officials are usually elected, not appointed.
- STANDARD AND POOR RATING: the Standard and Poor Rating is the credit rating given by the Standard and Poor Company.
- STATE AID: revenues represent amounts received from the State under the several State Aid programs authorized by the State Legislature. These include State road aid, highway lighting, building allowances for Type I Schools and others.
- STATE AND LOCAL FISCAL ASSISTANCE ACT OF 1972 (REVENUE SHARING): in general, funds received by units of local government from the federal government, and may be used only for priority expenditures, maintenance and operating expenses for (1) public safety, environmental protection, public transportation, health, recreation, libraries, social services for the poor and aged, and financial administration; (2) ordinary and necessary capital expenditures authorized by law. These utilizations are included in the report.
- STATE EQUALIZATION RATIO: the equalization ratio promulgated by the Director of the Division of Taxation on October 1st of each year.
- STATE EQUALIZED PROPERTY TAX RATES: derived by multiplying the general tax rate by the ratio of assessed value to true value (see table).
- STATE EQUALIZED VALUE: the item reported in this report is calculated by dividing the net valuation taxable by the State Equalization Ratio to arrive at true value.
- STATE EQUALIZED VALUATION: is promulgated by the Director of Taxation and represents a uniform computation of property value by formula designed to provide equitable distribution of State Aid programs.
- STATE FISCAL YEAR: the period beginning on July 1 and ending on June 30 in any municipality in which the Fiscal year has been changed to a state fiscal year.
- STATUTORY: this term is used to identify a situation established by law. For example: a statutory expenditure is one required by law.
- TAX RATE: means the general tax rate applicable to all taxable property. It is derived by dividing the total tax levy by the net valuation taxable. All tax rates shown are based upon \$100 valuation.
- TAX TITLE LIENS: this asset is created as a result of sale by municipality for non-payment of real estate taxes, delinquent assessments, utility charges or special district taxes.
- TRANSITION YEAR: the period beginning on January 1 and ending on June 30 in the Calendar year during which the change in a municipality's Fiscal year to a State fiscal year takes effect.
- TYPE I SCHOOL DEBT SERVICE: the amount of principal and interest included in the budget of the municipal corporation for payment of debt for school structures in Type I (formerly called Chapter VI) School Districts.
- VETERAN AND SENIOR CITIZEN TAXES: veterans and senior citizens receive a special property tax deduction on their tax bill in the amount of \$50 for veterans and \$160 for senior citizens. Taxes were formerly levied by the municipalities to cover the costs of these deductions, with State reimbursement for one-half of the allowed deductions. In 1976, the State assumed this obligation in its entirety; taxes are no longer levied by municipalities for these deductions.
- WEIGHTS AND MEASURES: county and local inspections of weighing and measuring equipment and related law enforcement.

**STATE
TRANSITION YEAR
DATA SHEETS**

**SUMMARY
STATE FISCAL YEAR
DATA SHEETS**

EXPENDITURES		REVENUES-REALIZED		1992 PROPERTY TAX		
GENERAL GOVERNMENT				STATE EQUALIZED TAX RATE →		
Governing Body & Public Boards	297,130.00	1992 Property Taxes Collected	290,251,324.22	Local District School Taxes	203,343,407.50	
Municipal Clerk	409,001.00	1992 Payments in Lieu of Taxes	125,902.91	Regional & Consolidated School Tax	62,963,698.09	
Financial Administration	2,703,659.00	Delinquent Tax & Lien Collections	12,467,015.76	School Taxes in Municipal Budget		
Assessment of Taxes	12,253,708.00	Business Personalty Replacement Taxes		County Taxes	* 110,835,831.71	
Collection of Taxes	746,139.46	Taxes from Public Utilities		County Library Taxes	1,976,357.58	
Planning, Housing & Development	1,155,764.00	Other Miscellaneous Tax Revenues		Local Municipal Purpose Taxes	76,387,213.17	
Human Resources	1,420,257.72	State Aid Revenues	2,875,518.97	Veteran & Senior Citizen Taxes	3,304,450.00	
Elections	44,350.00	Federal Aid Revenues		Total Taxes for Rate Computation	458,810,958.05	
General Administration (other)	11,578,413.98	State and Local Fiscal Assistance Act Utilized		Special District Taxes	9,064,605.46	
JUDICIARY		Sale of Acquired Property	1,440.00	Bank Corp. Taxes		
Municipal Courts	1,097,995.00	Other Miscellaneous Revenues	13,134,602.19	Added and Omitted Taxes		
PUBLIC SAFETY		Total	315,855,804.05	Total Taxes Levied - ABSTRACT	464,571,113.51	
Fire Protection	730,990.00	Prior Years Surplus Appropriated		Total Taxes Billed	306,325,404.53	
Police Protection	24,954,033.00	REVENUES TOTAL	315,855,804.05	1992 TAXES COLLECTED	290,251,324.22	
Civil Defense & Disaster Control	106,760.00	Reserve For Uncollected Taxes	6,982,923.86	1992 Taxes Cancelled, Abated or Adjusted	1,887,569.53	
Environmental Inspection & Control	1,193,216.00	CAPITAL OUTLAY TOTAL		Transfer to Tax Title Liens or Foreclosed	672,308.66	
Other Public Safety	650.00	Public Enterprises	4,444,576.17	Balance Outstanding Dec. 31, 1992	13,514,202.12	
PUBLIC WORKS		Recreation-Culture	199,543.80	PRIOR YEARS TAXES OUTSTANDING		
Streets and Drainage	7,010,794.63	Public Works	8,818,931.67	Balance January 1, 1992	18,979,947.34	
Sewers and Sewage Processing	3,992,049.00	Buildings and Grounds	52,304,772.29	Collected in 1992	11,560,341.85	
Garbage and Trash Disposal	8,471,193.00	Library and Education	131,091.81	Cancelled, Abated or Adjusted 1992	111,116.87	
Public Buildings and Grounds	938,796.56	Conservation		Transfers to Tax Title Liens or Foreclosed	171,886.60	
Other Public Works	4,277,804.23	All Other		Balance December 31, 1992	7,136,602.02	
HEALTH and WELFARE		CAPITAL DEBT AUTHORIZED, DECEMBER 31, 1992		TAX TITLE LIENS OUTSTANDING		
Health Services Except Environmental	777,692.00	ISSUED AND UNISSUED	GROSS DEBT	NET DEBT		
Welfare-Public Assistance	388,648.00	School	30,059,177	Balance January 1, 1992	6,213,438.09	
Hospital, Clinics, First Aid		Self-Liquidating	59,951,797	Transfer From Taxes	603,529.43	
Animal, Insect, & Rodent Control	106,050.00	Other	293,684,981	Redeemed in 1992	908,334.69	
Other Welfare Services		Total	383,695,956	Cancelled, Abated or Adjusted (1992)	593.54	
RECREATION and CONSERVATION		ISSUED AND OUTSTANDING		Transfers to Foreclosed Property		
Beaches and Boardwalks	131,750.00	School	16,676,691.96	Balance December 31, 1992	5,912,589.29	
Parks, Playgrounds, Shade Trees	1,833,062.00	Self-Liquidating	39,592,392.24	PROPERTY ACQUIRED BY DEED OR FORECLOSURE		
Land Reclamation & Conservation	682,565.00	Other	244,134,920.81	Balance January 1, 1992	14,356,588.45	
Other Recreational Services	935,882.00	Total	300,404,005.01	Transfers From Taxes or Liens		
EDUCATION (excluding schools)		EQUALIZED VALUATION BASIS		Sale for Cash (1992)		
Libraries	4,235,409.00	FOR NET DEBT COMPUTATION	22,532,438,203.66	Cancelled, Abated or Adjusted (1992)		
Other Educational Services	1,550,311.50	REAL PROPERTY VALUATIONS		Balance December 31, 1992	14,856,588.45	
STATUTORY EXPENDITURES		Code	Class	# of Parcels	% VAL'N	ASSESSED VALUATION
Pensions & F. L. C. A.	6,440,364.45	1	Vacant Land			Cash Dec. 31, 1992
Employee Fringe Benefits	11,857,887.37	2	Residential			Taxes Receivable
Other Statutory Expenditures	125,685.00	3	Form			Tax Title Liens
CETA And Other Public Employment Programs		4a	Commercial			Foreclosed Property
TOTAL	112,454,020.90	4b	Industrial			Emergencies & Other Deferred Charges
MUNICIPAL FUNCTIONS		4c	Apartments			State and Federal Aid Receivable
CAPITAL IMPROVEMENTS *MEMO*		Total				Other Receivables
DEBT SERVICE		Land Area	118.15	Sq. Miles		Total
Principal Payments	3,348,828.54	Net Valuation Taxable-Municipal	13,033,275,846.00			LIABILITIES, RESERVES, AND SURPLUS
Interest Payments	5,548,335.99	Net Valuation Taxable-County	23,275,269,350.00			Cash Liabilities
DEFERRED CHARGES		State Equalized Valuation	21,991,854,000.00			Reserves for Receivables
SCHOOL, COUNTY, SPECIAL DISTRICT TAXES	16,980,100.28	State Equalization Ratio	687.63			Surplus Dec. 31, 1992
RESERVE FOR UNCOLLECTED TAXES	388,183,900.34					Total
EXPENDITURES TOTAL	533,493,129.91					144,441,293.31

0406

Population 1980 5,348
 Population 1990 5,466
 S & P Rating
 Moody Rating AAA

General Tax Rate Per \$100. 2.13
 State Equalized Tax Rate 2.35

BERLIN TOWNSHIP - CAMDEN COUNTY
 Form of Government:
Small Municipality Plan A (OMCL 50)
 Number of Members on Governing Body - 5

PER CAPITA:
 Gross Debt 2,761.78
 Net Debt 1,007.24
 Debt Service 26.07
 Total Tax Levy 1,203.08
 Municipal Expenditures 419.95

PER CENT:
 Gross Debt 5.73
 Net Debt 2.09
 Tax Levy Collected 92.58
 Tax Levy Cancelled, Abated or Adjusted 1.31

EXPENDITURES		REVENUES-REALIZED		1992 PROPERTY TAX	
GENERAL GOVERNMENT		CAPITAL OUTLAY		STATE EQUALIZED TAX RATE	
Governing Body & Public Boards		1992 Property Taxes Collected	5,954,932.53	Local District School Taxes	1,856,439.00
Municipal Clerk		1992 Payments in Lieu of Taxes		Regional & Consolidated School Tax	1,504,967.86
Financial Administration	74,650.00	Delinquent Tax & Lien Collections	347,615.45	School Taxes in Municipal Budget	
Assessment of Taxes	9,905.00	Business Personalty Replacement Taxes		County Taxes	2,122,356.33
Collection of Taxes	26,812.00	Taxes from Public Utilities		County Library Taxes	70,161.01
Planning, Housing & Development	5,750.00	Other Miscellaneous Tax Revenues		Local Municipal Purpose Taxes	1,022,112.00
Human Resources	1,500.00	State Aid Revenues	13,120.92	Veteran & Senior Citizen Taxes	66,850.00
Elections	3,400.00	Federal Aid Revenues		Total Taxes for Rate Computation	6,642,886.20
General Administration (other)	224,142.00	State and Local Fiscal Assistance Act Utilized		Special District Taxes	
JUDICIARY		Sale of Acquired Property		Bank Corp. Taxes	
Municipal Courts	47,670.00	Other Miscellaneous Revenues	219,688.84	Added and Omitted Taxes	
PUBLIC SAFETY			Total	Total Taxes Levied - ABSTRACT	6,576,036.20
Fire Protection	2,520.00	Prior Years Surplus Appropriated	6,535,357.74	Total Taxes Billed	6,432,496.57
Police Protection	412,976.00	REVENUES	TOTAL	1992 TAXES COLLECTED	5,954,932.53
Civil Defense & Disaster Control	1,100.00	Reserve For Uncollected Taxes	314,621.69	1992 Taxes Cancelled, Abated or Adjusted	84,216.49
Environmental Inspection & Control	40,036.00	CAPITAL OUTLAY	TOTAL	Transfer to Tax Title Liens or Foreclosed	7,803.46
Other Public Safety		Public Enterprises	3,391,535.11	Balance Outstanding Dec. 31, 1992	385,544.09
PUBLIC WORKS		Recreation-Culture		PRIOR YEARS TAXES OUTSTANDING	
Streets and Drainage	78,400.00	Public Works	1,745,609.39	Balance January 1, 1992	405,335.51
Sewers and Sewage Processing	207,017.00	Buildings and Grounds		Collected in 1992	347,615.45
Garbage and Trash Disposal		Library and Education	42,061.14	Cancelled, Abated or Adjusted 1992	4,026.31
Public Buildings and Grounds	35,260.00	Conservation	1,603,866.58	Transfers to Tax Title Liens or Foreclosed	1,835.57
Other Public Works	57,400.00	All Other		Balance December 31, 1992	51,858.18
HEALTH and WELFARE		CAPITAL DEBT AUTHORIZED, DECEMBER 31, 1992		TAX TITLE LIENS OUTSTANDING	
Health Services Except Environmental	500.00	ISSUED AND UNISSUED	GROSS DEBT	Balance January 1, 1992	11,163.90
Welfare-Public Assistance	2,538.00	School	3,047,799	Transfer From Taxes	2,799.71
Hospital, Clinics, First Aid		Self-Liquidating	6,354,800	Redeemed in 1992	
Animal, Insect, & Rodent Control		Other	5,693,314	Cancelled, Abated or Adjusted (1992)	
Other Welfare Services		Total	15,095,914	Transfers to Foreclosed Property	
RECREATION and CONSERVATION		ISSUED AND OUTSTANDING		Balance December 31, 1992	13,963.61
Beaches and Boardwalks		School	3,047,799.94	PROPERTY ACQUIRED BY DEED OR	
Parks, Playgrounds, Shade Trees	44,800.00	Self-Liquidating	2,927,000.00	FORECLOSURE	
Land Reclamation & Conservation	13,170.92	Other	5,455,514.61	Balance January 1, 1992	359,955.00
Other Recreational Services	5,500.00	Total	11,430,314.55	Transfers From Taxes or Liens	
EDUCATION (excluding schools)		EQUALIZED VALUATION BASIS		Sale for Cash (1992)	
Libraries	3,208.00	FOR NET DEBT COMPUTATION	263,227,478	Cancelled, Abated or Adjusted (1992)	
Other Educational Services		REAL PROPERTY VALUATIONS		Balance December 31, 1992	359,955.00
STATUTORY EXPENDITURES		Code Class # of Parcels % VAL'N	ASSESSED VALUATION	CURRENT FINANCES DECEMBER 31, 1992	
Pensions & F. L. C. A.	186,193.61	1 Vacant Land 347 7.64	23,483,000.00	ASSETS	
Employee Fringe Benefits	154,000.00	2 Residential 1604 53.92	165,746,100.00	Cash Dec. 31, 1992	865,849.03
Other Statutory Expenditures	1,000.00	3 Farm 5 .08	253,000.00	Taxes Receivable	437,402.27
CETA And Other Public Employment Programs		4a Commercial 270 29.70	91,282,000.00	Tax Title Liens	13,963.61
MUNICIPAL FUNCTIONS	1,639,448.53	4b Industrial 25 7.10	21,834,300.00	Foreclosed Property	359,955.00
CAPITAL IMPROVEMENTS	25,000.00	4c Apartments 2 1.56	4,780,000.00	Emergencies & Other Deferred Charges	
DEBT SERVICE		Total	307,379,400.00	State and Federal Aid Receivable	162,244.13
Principal Payments	1,219.38	Land Area 3.27 Sq. Miles		Other Receivables	68,306.29
Interest Payments	141,275.62	Net Valuation Taxable-Municipal	308,725,337	Total	1,907,720.33
DEFERRED CHARGES	198,869.78	Net Valuation Taxable-County	267,854,008	LIABILITIES, RESERVES, AND SURPLUS	
SCHOOL, COUNTY, SPECIAL DISTRICT TAXES	5,553,924.20	State Equalized Valuation	279,744,184	Cash Liabilities	365,000.26
RESERVE FOR UNCOLLECTED TAXES	314,621.69	State Equalization Ratio	113.41	Reserves for Receivables	798,154.71
EXPENDITURES	7,849,359.20			Surplus Dec. 31, 1992	744,545.36
TOTAL				Total	1,907,720.33

0409

Population 1980 68,785
 Population 1990 69,348
 S & P Rating AAA
 Moody Rating AA

General Tax Rate Per \$100. 8.07
 State Equalized Tax Rate 2.52

CHERRY HILL TOWNSHIP - CAMDEN CO.
 Form of Government:
 Mayor-Council Plan B (OMCL 50)
 Number of Members on Governing Body - 7

PER CAPITA:
 Gross Debt 1,346.96
 Net Debt 1,193.92
 Debt Service 31.10
 Total Tax Levy 1,712.46
 Municipal Expenditures 399.28

PER CENT:
 Gross Debt 2.03
 Net Debt 1.80
 Tax Levy Collected 95.42
 Tax Levy Cancelled, Abated or Adjusted .42

EXPENDITURES		REVENUES-REALIZED		1992 PROPERTY TAX	
GENERAL GOVERNMENT				STATE EQUALIZED TAX RATE	
Governing Body & Public Boards	82,960.00	1992 Property Taxes Collected	57,853,982.24	Local District School Taxes	1.42 65,050,214.50
Municipal Clerk	102,674.00	1992 Payments in Lieu of Taxes		Regional & Consolidated School Tax	
Financial Administration	351,211.00	Delinquent Tax & Lien Collections	3,309,945.63	School Taxes in Municipal Budget	
Assessment of Taxes	2,601,924.00	Business Personalty Replacement Taxes		County Taxes	.80 36,791,586.05
Collection of Taxes	105,352.00	Taxes from Public Utilities		County Library Taxes	
Planning, Housing & Development	220,000.00	Other Miscellaneous Tax Revenues		Local Municipal Purpose Taxes	.30 13,810,980.98
Human Resources	79,452.22	State Aid Revenues	217,003.80	Veteran & Senior Citizen Taxes	481,150.00
Elections		Federal Aid Revenues		Total Taxes for Rate Computation	2.52 116,133,931.53
General Administration (other)	1,638,665.00	State and Local Fiscal Assistance Act Utilized		Special District Taxes	3,102,843.50
JUDICIARY		Sale of Acquired Property	2,104,581.27	Bank Corp. Taxes	
Municipal Courts	136,330.00	Other Miscellaneous Revenues	2,435,512.94	Added and Omitted Taxes	
PUBLIC SAFETY		Prior Years Surplus Appropriated		Total Taxes Levied - ABSTRACT	118,755,625.03
Fire Protection		REVENUES TOTAL	63,485,512.94	Total Taxes Billed	60,628,092.98
Police Protection	7,131,370.00	Reserve For Uncollected Taxes		1992 TAXES COLLECTED	57,853,982.24
Civil Defense & Disaster Control	7,100.00	CAPITAL OUTLAY TOTAL	21,910,234.36	1992 Taxes Cancelled, Abated or Adjusted	256,134.42
Environmental Inspection & Control	307,530.00	Public Enterprises	249,494.66	Transfer to Tax Title Liens or Foreclosed	153,080.14
Other Public Safety		Recreation-Culture	103,744.80	PRIOR YEARS TAXES OUTSTANDING	2,354,896.18
PUBLIC WORKS		Public Works	2,513,460.67	Balance January 1, 1992	3,532,333.68
Streets and Drainage	1,156,683.00	Buildings and Grounds	19,984,358.42	Collected in 1992	3,292,584.02
Sewers and Sewage Processing	2,687,336.00	Library and Education	59,175.81	Cancelled, Abated or Adjusted 1992	78,735.91
Garbage and Trash Disposal		Conservation		Transfers to Tax Title Liens or Foreclosed	104,557.76
Public Buildings and Grounds		All Other		Balance December 31, 1992	56,455.99
Other Public Works	343,522.00	CAPITAL DEBT AUTHORIZED, DECEMBER 31, 1992		TAX TITLE LIENS OUTSTANDING	
HEALTH and WELFARE		ISSUED AND UNISSUED	GROSS DEBT	NET DEBT	
Health Services Except Environmental		School	2,000,000		Balance January 1, 1992
Welfare-Public Assistance	7,038.00	Self-Liquidating	8,430,029		Transfer From Taxes
Hospital, Clinics, First Aid		Other	82,978,669	92,796,120	Redeemed in 1992
Animal, Insect, & Rodent Control		Total	93,408,698	82,796,120	Cancelled, Abated or Adjusted (1992)
Other Welfare Services		ISSUED AND OUTSTANDING			Transfers to Foreclosed Property
RECREATION and CONSERVATION		School		5,794,900.00	Balance December 31, 1992
Beaches and Boardwalks		Self-Liquidating		66,676,356.20	PROPERTY ACQUIRED BY DEED OR
Parks, Playgrounds, Shade Trees		Other		72,471,256.20	FORECLOSURE
Land Reclamation & Conservation	102,681.08	Total			Balance January 1, 1992
Other Recreational Services	128,952.00	EQUALIZED VALUATION BASIS			Transfers From Taxes or Liens
EDUCATION (excluding schools)		FOR NET DEBT COMPUTATION		4,602,244,490	Sale for Cash (1992)
Libraries	765,111.00	REAL PROPERTY VALUATIONS			Cancelled, Abated or Adjusted (1992)
Other Educational Services	768.50	Code Class # of Parcels % VAL'N			Balance December 31, 1992
STATUTORY EXPENDITURES					453,667.00
Pensions & F. L. C. A.	1,564,919.00				CURRENT FINANCES DECEMBER 31, 1992
Employee Fringe Benefits	1,121,042.00				ASSETS
Other Statutory Expenditures					Cash Dec. 31, 1992
CETA And Other Public Employment Programs					Taxes Receivable
MUNICIPAL FUNCTIONS TOTAL	20,642,590.80				2,411,352.17
CAPITAL IMPROVEMENTS *MEYO*	687,000.00				Tax Title Liens
DEBT SERVICE					682,916.73
Principal Payments	445,500.00				Foreclosed Property
Interest Payments	1,711,441.17				453,667.00
DEFERRED CHARGES	4,889,548.70				Emergencies & Other Deferred Charges
SCHOOL, COUNTY, SPECIAL DISTRICT TAXES	104,944,644.05				State and Federal Aid Receivable
RESERVE FOR UNCOLLECTED TAXES					18,902,998.91
EXPENDITURES TOTAL	132,633,724.72				Other Receivables
					48,488.15
					Total
					24,223,890.63
					LIABILITIES, RESERVES, AND SURPLUS
					Cash Liabilities
					13,295,467.01
					Reserves for Receivables
					3,596,424.05
					Surplus Dec. 31, 1992
					7,341,999.57
					Total
					24,223,890.63

Population 1980 64,455
 Population 1990 76,371
 S & P Rating A
 Moody Rating AAA

General Tax Rate Per \$100. 3.45
 State Equalized Tax Rate 1.78

DOVER TOWNSHIP - OCEAN COUNTY
 Form of Government:
Township Committee
 Number of Members on Governing Body - 5

PER CAPITA:
 Gross Debt 795.58
 Net Debt 639.68
 Debt Service 17.46
 Total Tax Levy 1,319.24
 Municipal Expenditures 369.20

PER CENT:
 Gross Debt 1.05
 Net Debt .85
 Tax Levy Collected 92.34
 Tax Levy Cancelled, Abated or Adjusted 1.07

EXPENDITURES		REVENUES-REALIZED		1992 PROPERTY TAX	
GENERAL GOVERNMENT		REVENUES-REALIZED		1992 PROPERTY TAX	
Governing Body & Public Boards	23,500.00	1992 Property Taxes Collected	47,710,166.68	STATE EQUALIZED TAX RATE	1.07
Municipal Clerk		1992 Payments in Lieu of Taxes		Local District School Taxes	
Financial Administration	571,036.00	Delinquent Tax & Lien Collections	3,924,126.54	Regional & Consolidated School Tax	59,635,853.05
Assessment of Taxes	2,792,750.00	Business Personalty Replacement Taxes		School Taxes in Municipal Budget	
Collection of Taxes	174,000.00	Taxes from Public Utilities		County Taxes	.42 *
Planning, Housing & Development	226,715.00	Other Miscellaneous Tax Revenues		County Library Taxes	.03
Human Resources	150,809.50	State Aid Revenues	471,825.98	Local Municipal Purpose Taxes	.26
Elections	11,700.00	Federal Aid Revenues		Veteran & Senior Citizen Taxes	
General Administration (other)	2,870,292.00	State and Local Fiscal Assistance Act Utilized		Total Taxes for Rate Computation	1.78
JUDICIARY		Sale of Acquired Property	1,440.00	Special District Taxes	
Municipal Courts	217,400.00	Other Miscellaneous Revenues	2,767,970.08	Bank Corp. Taxes	
PUBLIC SAFETY		Total	54,875,529.28	Added and Omitted Taxes	
Fire Protection		Prior Years Surplus Appropriated		Total Taxes Levied - ABSTRACT	100,751,553.12
Police Protection	4,975,643.00	REVENUES		Total Taxes Billed	51,670,238.77
Civil Defense & Disaster Control	37,500.00	Reserve For Uncollected Taxes		1992 TAXES COLLECTED	47,710,166.68
Environmental Inspection & Control	197,850.00	CAPITAL OUTLAY		1992 Taxes Cancelled, Abated or Adjusted	551,802.07
Other Public Safety		Total	19,421,591.92	Transfer to Tax Title Liens or Foreclosed	255,072.06
PUBLIC WORKS		Public Enterprises	4,160.37	Balance Outstanding Dec. 31, 1992	3,153,197.96
Streets and Drainage	2,158,629.00	Recreation-Culture		PRIOR YEARS TAXES OUTSTANDING	
Sewers and Sewage Processing	659,710.00	Public Works	1,114,757.45	Balance January 1, 1992	5,320,686.29
Garbage and Trash Disposal	2,703,157.00	Buildings and Grounds	18,302,674.10	Collected in 1992	3,342,566.88
Public Buildings and Grounds	227,500.00	Library and Education		Cancelled, Abated or Adjusted 1992	12,188.68
Other Public Works	146,500.00	Conservation		Transfers to Tax Title Liens or Foreclosed	13,254.27
HEALTH and WELFARE		All Other		Balance December 31, 1992	1,952,676.46
Health Services Except Environmental	109,136.00	CAPITAL DEBT AUTHORIZED, DECEMBER 31, 1992		TAX TITLE LIENS OUTSTANDING	
Welfare-Public Assistance	133,011.00	ISSUED AND UNISSUED		Balance January 1, 1992	1,695,242.77
Hospital, Clinics, First Aid		School	11,378,742	Transfer From Taxes	268,326.33
Animal, Insect, & Rodent Control		Self-Liquidating	844,000	Redeemed in 1992	581,559.66
Other Welfare Services		Other	48,536,529	Cancelled, Abated or Adjusted (1992)	
RECREATION and CONSERVATION		Total	60,759,272	Transfers to Foreclosed Property	
Beaches and Boardwalks	130,000.00	ISSUED AND OUTSTANDING		Balance December 31, 1992	1,382,009.44
Parks, Playgrounds, Shade Trees	293,000.00	School	10,574,892.02	PROPERTY ACQUIRED BY DEED OR FORECLOSURE	
Land Reclamation & Conservation	34,500.00	Self-Liquidating	844,000.00	Balance January 1, 1992	1,500,900.00
Other Recreational Services	298,750.00	Other	66,649,000.00	Transfers From Taxes or Liens	
EDUCATION (excluding schools)		Total	58,167,892.02	Sale for Cash (1992)	
Libraries		EQUALIZED VALUATION BASIS FOR NET DEBT COMPUTATION		Cancelled, Abated or Adjusted (1992)	
Other Educational Services		REAL PROPERTY VALUATIONS		Balance December 31, 1992	1,500,900.00
STATUTORY EXPENDITURES		Code Class # of Parcels % VAL'N ASSESSED VALUATION		CURRENT FINANCES DECEMBER 31, 1992	
Pensions & F. L. C. A.	735,000.00	1 Vacant Land 4592 3.67 106,484,500.00		ASSETS	
Employee Fringe Benefits	1,610,000.00	2 Residential 31956 78.70 2,241,541,800.00		Cash Dec. 31, 1992	10,511,471.45
Other Statutory Expenditures		3 Farm 78 .14 4,223,700.00		Taxes Receivable	5,105,874.42
CETA And Other Public Employment Programs		4a Commercial 1028 14.18 403,895,800.00		Tax Title Liens	1,382,009.44
MUNICIPAL FUNCTIONS		4b Industrial 145 2.03 59,285,400.00		Foreclosed Property	1,500,900.00
TOTAL	21,488,079.50	4c Apartments 29 1.23 34,908,800.00		Emergencies & Other Deferred Charges	40,000.00
CAPITAL IMPROVEMENTS		Total 37828 2,849,340,000.00		State and Federal Aid Receivable	394,701.16
MEMO	200,000.00	Land Area 41.62 Sq. Miles		Other Receivables	2,619,874.99
DEBT SERVICE		Net Valuation Taxable-Municipal	2,869,624,228	Total	21,554,831.46
Principal Payments	225,000.00	Net Valuation Taxable-County	5,830,272,124	LIABILITIES, RESERVES, AND SURPLUS	
Interest Payments	1,108,169.78	State Equalized Valuation	5,543,463,367	Cash Liabilities	9,819,199.09
DEFERRED CHARGES		State Equalization Ratio	51.58	Reserves for Receivables	10,608,659.85
SCHOOL, COUNTY, SPECIAL DISTRICT TAXES	5,374,782.41			Surplus Dec. 31, 1992	1,126,973.52
RESERVE FOR UNCOLLECTED TAXES	86,444,026.90			Total	21,554,831.46
EXPENDITURES					
TOTAL	114,640,059.59				

1233

Population 1980 6,593
 Population 1990 6,528
 S & P Rating
 Moody Rating AAA

General Tax Rate Per \$100. 5.00
 State Equalized Tax Rate 2.43

DUNELLEN BOROUGH - MIDDLESEX CO.
 Form of Government:
Borough Council
 Number of Members on Governing Body - 6

PER CAPITA:
 Gross Debt 407.61
 Net Debt 407.61
 Debt Service 9.71
 Total Tax Levy 1,126.79
 Municipal Expenditures 301.11

PER CENT:
 Gross Debt .37
 Net Debt .37
 Tax Levy Collected 95.11
 Tax Levy Cancelled, Abated or Adjusted

EXPENDITURES		REVENUES-REALIZED		1992 PROPERTY TAX	
GENERAL GOVERNMENT		REVENUES-REALIZED		STATE EQUALIZED TAX RATE	
Governing Body & Public Boards		1992 Property Taxes Collected	3,437,826.00	Local District School Taxes	1.47
Municipal Clerk		1992 Payments in Lieu of Taxes		Regional & Consolidated School Tax	
Financial Administration	11,561.00	Delinquent Tax & Lien Collections	122,790.00	School Taxes in Municipal Budget	
Assessment of Taxes	5,907.00	Business Personalty Replacement Taxes		County Taxes	.44
Collection of Taxes	24,922.00	Taxes from Public Utilities		County Library Taxes	
Planning, Housing & Development	5,995.00	Other Miscellaneous Tax Revenues		Local Municipal Purpose Taxes	.51
Human Resources	6,314.00	State Aid Revenues	11,902.00	Veteran & Senior Citizen Taxes	
Elections	2,530.00	Federal Aid Revenues		Total Taxes for Rate Computation	2.42
General Administration (other)	283,233.00	State and Local Fiscal Assistance Act Utilized		Special District Taxes	
JUDICIARY		Sale of Acquired Property		Bank Corp. Taxes	
Municipal Courts	31,170.00	Other Miscellaneous Revenues	135,259.00	Added and Omitted Taxes	
PUBLIC SAFETY		Total	3,757,777.00	Total Taxes Levied - ABSTRACT	7,342,634.92
Fire Protection	44,000.00	Prior Years Surplus Appropriated		Total Taxes Billed	3,666,960.00
Police Protection	462,836.00	REVENUES TOTAL	3,757,777.00	1992 TAXES COLLECTED	3,437,826.00
Civil Defense & Disaster Control	375.00	Reserve For Uncollected Taxes		1992 Taxes Cancelled, Abated or Adjusted	
Environmental Inspection & Control	3,006.00	CAPITAL OUTLAY TOTAL	1,210,539.00	Transfer to Tax Title Liens or Foreclosed	
Other Public Safety				Balance Outstanding Dec. 31, 1992	179,134.00
PUBLIC WORKS				PRIOR YEARS TAXES OUTSTANDING	
Streets and Drainage	140,730.00	Public Enterprises		Balance January 1, 1992	280,100.00
Sewers and Sewage Processing	150,736.00	Recreation-Culture		Collected in 1992	112,092.00
Garbage and Trash Disposal	31,000.00	Public Works	220,539.00	Cancelled, Abated or Adjusted 1992	
Public Buildings and Grounds	25,225.00	Buildings and Grounds	990,000.00	Transfers to Tax Title Liens or Foreclosed	
Other Public Works		Library and Education		Balance December 31, 1992	168,008.00
HEALTH and WELFARE		Conservation		TAX TITLE LIENS OUTSTANDING	
Health Services Except Environmental	4,327.00	All Other		Balance January 1, 1992	62,585.00
Welfare-Public Assistance	4,153.00	CAPITAL DEBT AUTHORIZED, DECEMBER 31, 1992		Transfer From Taxes	
Hospital, Clinics, First Aid		ISSUED AND UNISSUED		Redeemed in 1992	10,698.00
Animal, Insect, & Rodent Control		School		Cancelled, Abated or Adjusted (1992)	
Other Welfare Services		Self-Liquidating		Transfers to Foreclosed Property	
RECREATION and CONSERVATION		Other	2,660,850	Balance December 31, 1992	51,897.00
Beaches and Boardwalks		Total	2,660,850	PROPERTY ACQUIRED BY DEED OR FORECLOSURE	
Parks, Playgrounds, Shade Trees	4,500.00	ISSUED AND OUTSTANDING		Balance January 1, 1992	
Land Reclamation & Conservation		School		Transfers From Taxes or Liens	
Other Recreational Services	21,268.00	Self-Liquidating		Sale for Cash (1992)	
EDUCATION (excluding schools)		Other		Cancelled, Abated or Adjusted (1992)	
Libraries	55,000.00	Total	2,488,000.00	Balance December 31, 1992	
Other Educational Services		EQUALIZED VALUATION BASIS		CURRENT FINANCES DECEMBER 31, 1992	
STATUTORY EXPENDITURES		FOR NET DEBT COMPUTATION	306,754,821	ASSETS	
Pensions & F. I. C. A.	34,633.00	REAL PROPERTY VALUATIONS		Cash Dec. 31, 1992	247,363.00
Employee Fringe Benefits	86,500.00	Code Class # of Parcels % VAL'N		Taxes Receivable	347,142.00
Other Statutory Expenditures		1 Vacant Land 59 .73		Tax Title Liens	51,887.00
CETA And Other Public Employment Programs		2 Residential 1850 82.63		Foreclosed Property	
MUNICIPAL FUNCTIONS TOTAL	1,444,841.00	3 Farm		Emergencies & Other Deferred Charges	47,123.00
CAPITAL IMPROVEMENTS *MEMO*	10,000.00	4a Commercial 105 11.21		State and Federal Aid Receivable	113,561.00
DEBT SERVICE		4b Industrial 6 4.27		Other Receivables	1,132,285.00
Principal Payments		4c Apartments 7 1.17		Total	1,939,361.00
Interest Payments	63,404.00	Total	2027	LIABILITIES, RESERVES, AND SURPLUS	
DEFERRED CHARGES	457,322.00	Land Area 1.04 Sq. Miles		Cash Liabilities	1,318,427.00
SCHOOL, COUNTY, SPECIAL DISTRICT TAXES	5,799,405.92	Net Valuation Taxable-Municipal	147,127,479	Reserves for Receivables	541,314.00
RESERVE FOR UNCOLLECTED TAXES		Net Valuation Taxable-County	311,038,244	Surplus Dec. 31, 1992	79,620.00
EXPENDITURES TOTAL	7,754,032.92	State Equalized Valuation	298,907,894	Total	1,939,361.00
		State Equalization Ratio	48.63		

0213

Population 1980 4,628
 Population 1990 5,001
 S & P Rating
 Moody Rating AAA

General Tax Rate Per \$100. 1.53
 State Equalized Tax Rate 1.45

EDGEWATER BOROUGH - BERGEN COUNTY
 Form of Government:
Borough Council
 Number of Members on Governing Body - 6

PER CAPITA:
 Gross Debt 2,613.70
 Net Debt 1,970.34
 Debt Service 94.64
 Total Tax Levy 1,873.84
 Municipal Expenditures 1,649.47

PER CENT:
 Gross Debt 1.92
 Net Debt 1.45
 Tax Levy Collected 89.12
 Tax Levy Cancelled, Abated or Adjusted

EXPENDITURES		REVENUES-REALIZED		1992 PROPERTY TAX	
GENERAL GOVERNMENT		REVENUES-REALIZED		STATE EQUALIZED TAX RATE	
Governing Body & Public Boards	12,000.00	1992 Property Taxes Collected	4,055,640.70	Local District School Taxes	.45 2,909,837.50
Municipal Clerk		1992 Payments in Lieu of Taxes		Regional & Consolidated School Tax	
Financial Administration	355,000.00	Delinquent Tax & Lien Collections	257,071.17	School Taxes in Municipal Budget	
Assessment of Taxes	52,000.00	Business Personality Replacement Taxes		County Taxes	.31 2,008,416.34
Collection of Taxes	32,947.46	Taxes from Public Utilities		County Library Taxes	
Planning, Housing & Development	27,000.00	Other Miscellaneous Tax Revenues		Local Municipal Purpose Taxes	.69 4,477,837.48
Human Resources	4,000.00	State Aid Revenues	68,487.27	Veteran & Senior Citizen Taxes	24,950.00
Elections	2,000.00	Federal Aid Revenues		Total Taxes for Rate Computation	1.45 9,421,041.32
General Administration (other)	413,923.98	State and Local Fiscal Assistance Act Utilized		Special District Taxes	
JUDICIARY		State and Local Fiscal Assistance Act Utilized		Bank Corp. Taxes	
Municipal Courts	65,000.00	Sale of Acquired Property		Added and Omitted Taxes	
PUBLIC SAFETY		Other Miscellaneous Revenues	757,046.89	Total Taxes Levied - ABSTRACT	9,396,091.32
Fire Protection	563,000.00	Total	5,138,246.03	Total Taxes Billed	4,550,617.76
Police Protection	899,000.00	Prior Years Surplus Appropriated		1992 TAXES COLLECTED	4,055,640.70
Civil Defense & Disaster Control	2,000.00	REVENUES	TOTAL 5,138,246.03	1992 Taxes Cancelled, Abated or Adjusted	
Environmental Inspection & Control	77,000.00	Reserve For Uncollected Taxes		Transfer to Tax Title Liens or Foreclosed	
Other Public Safety		CAPITAL OUTLAY	TOTAL 3,148,893.33	Balance Outstanding Dec. 31, 1992	494,977.06
PUBLIC WORKS		Public Enterprises		PRIOR YEARS TAXES OUTSTANDING	
Streets and Drainage	451,000.00	Recreation-Culture		Balance January 1, 1992	680,301.42
Sewers and Sewage Processing		Public Works		Collected in 1992	257,071.17
Garbage and Trash Disposal	400,000.00	Buildings and Grounds	3,148,893.33	Cancelled, Abated or Adjusted 1992	
Public Buildings and Grounds	79,126.50	Library and Education		Transfers to Tax Title Liens or Foreclosed	
Other Public Works	2,250,000.00	Conservation		Balance December 31, 1992	423,230.25
HEALTH and WELFARE		All Other		TAX TITLE LIENS OUTSTANDING	
Health Services Except Environmental	46,000.00	CAPITAL DEBT AUTHORIZED, DECEMBER 31, 1992		Balance January 1, 1992	370,147.88
Welfare-Public Assistance	15,000.00	ISSUED AND UNISSUED		Transfer From Taxes	
Hospital, Clinics, First Aid		School	3,200,000	Redeemed in 1992	
Animal, Insect, & Rodent Control	2,000.00	Self-Liquidating		Cancelled, Abated or Adjusted (1992)	
Other Welfare Services		Other	9,871,114	Transfers to Foreclosed Property	
RECREATION and CONSERVATION		Total	13,071,114	Balance December 31, 1992	370,147.88
Beaches and Boardwalks		ISSUED AND OUTSTANDING		PROPERTY ACQUIRED BY DEED OR FORECLOSURE	
Parks, Playgrounds, Shade Trees	5,000.00	School		Balance January 1, 1992	382,170.00
Land Reclamation & Conservation	31,000.00	Self-Liquidating		Transfers From Taxes or Liens	
Other Recreational Services	80,000.00	Other		Sale for Cash (1992)	
EDUCATION (excluding schools)		Total	9,284,250.00	Cancelled, Abated or Adjusted (1992)	
Libraries	100,000.00	EQUALIZED VALUATION BASIS		Balance December 31, 1992	382,170.00
Other Educational Services		FOR NET DEBT COMPUTATION	679,571,953	CURRENT FINANCES DECEMBER 31, 1992	
STATUTORY EXPENDITURES		REAL PROPERTY VALUATIONS		ASSETS	
Pensions & F. I. C. A.	542,744.84	Code Class # of Parcels % VAL'N		Cash Dec. 31, 1992	904,439.89
Employee Fringe Benefits	380,000.00	1 Vacant Land 539 10.33		Taxes Receivable	918,207.31
Other Statutory Expenditures	4,635.00	2 Residential 1824 56.03		Tax Title Liens	370,147.88
CETA And Other Public Employment Programs		3 Farm		Foreclosed Property	382,170.00
MUNICIPAL FUNCTIONS		4a Commercial 83 11.76		Emergencies & Other Deferred Charges	38,206.34
CAPITAL IMPROVEMENTS	6,891,429.84	4b Industrial 29 15.35		State and Federal Aid Receivable	27,531.86
DEBT SERVICE		4c Apartments 45 6.54		Other Receivables	3,425,342.60
Principal Payments	160,000.00	Total 2520		Total	6,066,546.33
Interest Payments	313,314.17			LIABILITIES, RESERVES, AND SURPLUS	
DEFERRED CHARGES	884,257.69	Land Area = 70 Sq. Miles		Cash Liabilities	3,147,975.07
SCHOOL, COUNTY, SPECIAL DISTRICT TAXES	4,913,253.84	Net Valuation Taxable-Municipal	615,868,840	Reserves for Receivables	2,352,333.10
RESERVE FOR UNCOLLECTED TAXES		Net Valuation Taxable-County	778,788,561	Surplus Dec. 31, 1992	566,338.21
EXPENDITURES		State Equalized Valuation	650,841,996	Total	6,066,546.33
TOTAL	13,167,235.54	State Equalization Ratio	94.62		

1317
 Population 1980 5,187
 Population 1990 4,849
 S & P Rating
 Moody Rating BAA1

General Tax Rate Per \$100. 2.45
 State Equalized Tax Rate 2.74

HIGHLANDS BOROUGH - MONMOUTH CO.
 Form of Government:
 Small Municipality Plan C (OMCL 50)
 Number of Members on Governing Body - 5

PER CAPITA:
 Gross Debt 1,426.57
 Net Debt 1,020.57
 Debt Service 28.98
 Total Tax Levy 1,530.31
 Municipal Expenditures 969.36

PER CENT:
 Gross Debt 2.37
 Net Debt 1.70
 Tax Levy Collected 84.34
 Tax Levy Cancelled, Abated or Adjusted .04

EXPENDITURES		REVENUES-REALIZED			1992 PROPERTY TAX	
GENERAL GOVERNMENT		1992 Property Taxes Collected			STATE EQUALIZED TAX RATE	
Governing Body & Public Boards		1992 Payments in Lieu of Taxes			Local District School Taxes	.59
Municipal Clerk		Delinquent Tax & Lien Collections			Regional & Consolidated School Tax	.67
Financial Administration	265,500.00	Business Personality Replacement Taxes			School Taxes in Municipal Budget	
Assessment of Taxes	375,750.00	Taxes from Public Utilities			County Taxes	.46 *
Collection of Taxes	42,000.00	Other Miscellaneous Tax Revenues			County Library Taxes	.02
Planning, Housing & Development	25,000.00	State Aid Revenues			Local Municipal Purpose Taxes	1.00
Human Resources	62,490.00	Federal Aid Revenues			Veteran & Senior Citizen Taxes	
Elections		State and Local Fiscal Assistance Act Utilized			Total Taxes for Rate Computation	2.74
General Administration (other)	801,768.00	Sale of Acquired Property			Special District Taxes	
JUDICIARY		Other Miscellaneous Revenues			Bank Corp Taxes	
Municipal Courts	43,250.00	Total			Added and Omitted Taxes	
PUBLIC SAFETY		Prior Years Surplus Appropriated			Total Taxes Levied - ABSTRACT	7,420,477.03
Fire Protection	9,850.00	REVENUES TOTAL			Total Taxes Billed	3,637,540.81
Police Protection	457,912.00	Reserve For Uncollected Taxes			1992 TAXES COLLECTED	3,068,023.13
Civil Defense & Disaster Control	2,000.00	CAPITAL OUTLAY TOTAL			1992 Taxes Cancelled, Abated or Adjusted	1,526.55
Environmental Inspection & Control	31,700.00	Public Enterprises			Transfer to Tax Title Liens or Foreclosed	
Other Public Safety		Recreation-Culture			Balance Outstanding Dec. 31, 1992	567,991.13
PUBLIC WORKS		Public Works			PRIOR YEARS TAXES OUTSTANDING	
Streets and Drainage	128,420.00	Buildings and Grounds			Balance January 1, 1992	798,023.41
Sewers and Sewage Processing		Library and Education			Collected in 1992	285,761.02
Garbage and Trash Disposal	73,000.00	Conservation			Cancelled, Abated or Adjusted 1992	14,296.31
Public Buildings and Grounds	72,500.00	All Other			Transfers to Tax Title Liens or Foreclosed	
Other Public Works		CAPITAL DEBT AUTHORIZED, DECEMBER 31, 1992			Balance December 31, 1992	497,966.03
HEALTH and WELFARE		ISSUED AND UNISSUED			TAX TITLE LIENS OUTSTANDING	
Health Services Except Environmental	27,823.00	GROSS DEBT			Balance January 1, 1992	812,892.42
Welfare-Public Assistance	4,500.00	NET DEBT			Transfer From Taxes	
Hospital, Clinics, First Aid		School			Redeemed in 1992	229,049.29
Animal, Insect, & Rodent Control	18,000.00	Self-Liquidating			Cancelled, Abated or Adjusted (1992)	
Other Welfare Services		Other			Transfers to Foreclosed Property	
RECREATION and CONSERVATION		Total			Balance December 31, 1992	583,843.13
Beaches and Boardwalks	1,750.00	ISSUED AND OUTSTANDING			PROPERTY ACQUIRED BY DEED OR FORECLOSURE	
Parks, Playgrounds, Shade Trees	5,000.00	School			Balance January 1, 1992	23,105.00
Land Reclamation & Conservation	63,850.00	Self-Liquidating			Transfers From Taxes or Liens	
Other Recreational Services	27,000.00	Other			Sale for Cash (1992)	
EDUCATION (excluding schools)		Total			Cancelled, Abated or Adjusted (1992)	
Libraries	1,750.00	EQUALIZED VALUATION BASIS			Balance December 31, 1992	28,105.00
Other Educational Services		FOR NET DEBT COMPUTATION			CURRENT FINANCES DECEMBER 31, 1992	
STATUTORY EXPENDITURES		REAL PROPERTY VALUATIONS			ASSETS	
Pensions & F. L. C. A.	185,396.00	Code	Class	# of Parcels	% VAL'N	ASSESSED VALUATION
Employee Fringe Benefits	148,000.00	1	Vacant Land	168	2.37	Cash Dec. 31, 1992
Other Statutory Expenditures		2	Residential	2150	85.26	Taxes Receivable
CETA And Other Public Employment Programs		3	Farm			Tax Title Liens
MUNICIPAL FUNCTIONS TOTAL	2,880,209.00	4a	Commercial	111	11.41	Foreclosed Property
CAPITAL IMPROVEMENTS *MEMO*	50,000.00	4b	Industrial			Emergencies & Other Deferred Charges
DEBT SERVICE		4c	Apartments	15	1.26	State and Federal Aid Receivable
Principal Payments	70,000.00	Total		2444		Other Receivables
Interest Payments	70,523.13	Land Area = .64 Sq. Miles				Total
DEFERRED CHARGES		Net Valuation Taxable-Municipal			302,746,161	LIABILITIES, RESERVES, AND SURPLUS
SCHOOL, COUNTY, SPECIAL DISTRICT TAXES	975,957.73	Net Valuation Taxable-County			290,762,197	Cash Liabilities
RESERVE FOR UNCOLLECTED TAXES	4,714,604.41	State Equalized Valuation			270,725,342	Reserves for Receivables
EXPENDITURES TOTAL	9,415,010.44	State Equalization Ratio			111.85	Surplus Dec. 31, 1992
						Total

0232

Population 1980 20,326
 Population 1990 18,262
 S & P Rating
 Moody Rating

General Tax Rate Per \$100. 1.42
 State Equalized Tax Rate 1.44

LYNDHURST TOWNSHIP - BERGEN CO.
 Form of Government:
 Commission (1911)
 Number of Members on Governing Body - 5

PER CAPITA:
 Gross Debt 615.89
 Net Debt 615.77
 Debt Service 23.51
 Total Tax Levy 1,302.13
 Municipal Expenditures 584.14

PER CENT:
 Gross Debt .70
 Net Debt .70
 Tax Levy Collected 95.44
 Tax Levy Cancelled, Abated or Adjusted

EXPENDITURES		REVENUES-REALIZED		1992 PROPERTY TAX	
GENERAL GOVERNMENT				STATE EQUALIZED TAX RATE	
Governing Body & Public Boards	800.00	1992 Property Taxes Collected	11,215,690.94	Local District School Taxes	.65 10,909,056.50
Municipal Clerk	56,300.00	1992 Payments in Lieu of Taxes		Regional & Consolidated School Tax	
Financial Administration	16,101.00	Delinquent Tax & Lien Collections	625,890.43	School Taxes in Municipal Budget	
Assessment of Taxes	93,250.00	Business Personality Replacement Taxes		County Taxes	.26 4,312,744.30
Collection of Taxes	123,750.00	Taxes from Public Utilities		County Library Taxes	
Planning, Housing & Development	7,350.00	Other Miscellaneous Tax Revenues	1,500,000.00	Local Municipal Purpose Taxes	.51 8,557,641.00
Human Resources	2,800.00	State Aid Revenues		Veteran & Senior Citizen Taxes	236,500.00
Elections	4,750.00	Federal Aid Revenues		Total Taxes for Rate Computation	1.42 24,015,941.80
General Administration (other)	935,351.00	State and Local Fiscal Assistance Act Utilized		Special District Taxes	
JUDICIARY		State and Local Fiscal Assistance Act Utilized		Bank Corp. Taxes	
Municipal Courts	65,750.00	Other Miscellaneous Revenues	747,057.98	Added and Omitted Taxes	
PUBLIC SAFETY		Total	14,088,639.40	Total Taxes Levied - ABSTRACT	23,779,441.80
Fire Protection	45,100.00	Prior Years Surplus Appropriated		Total Taxes Billed	11,751,163.64
Police Protection	1,619,750.00	REVENUES TOTAL	14,088,639.40	1992 TAXES COLLECTED	11,215,690.94
Civil Defense & Disaster Control	3,900.00	Reserve For Uncollected Taxes		1992 Taxes Cancelled, Abated or Adjusted	
Environmental Inspection & Control	102,500.00	CAPITAL OUTLAY TOTAL	421,805.40	Transfer to Tax Title Liens or Foreclosed	
Other Public Safety		Public Enterprises	200.00	Balance Outstanding Dec. 31, 1992	535,472.70
PUBLIC WORKS		Recreation-Culture	1,335.00	PRIOR YEARS TAXES OUTSTANDING	
Streets and Drainage	328,774.63	Public Works	380,678.84	Balance January 1, 1992	965,809.30
Sewers and Sewage Processing	188,300.00	Buildings and Grounds	39,591.56	Collected in 1992	620,264.13
Garbage and Trash Disposal	1,035,604.00	Library and Education		Cancelled, Abated or Adjusted 1992	1,869.66
Public Buildings and Grounds	12,500.00	Conservation		Transfers to Tax Title Liens or Foreclosed	
Other Public Works	836,726.23	All Other		Balance December 31, 1992	343,675.51
HEALTH and WELFARE		CAPITAL DEBT AUTHORIZED, DECEMBER 31, 1992		TAX TITLE LIENS OUTSTANDING	
Health Services Except Environmental	117,300.00	ISSUED AND UNISSUED		Balance January 1, 1992	545,755.63
Welfare-Public Assistance	8,150.00	School		Transfer From Taxes	
Hospital, Clinics, First Aid		Self-Liquidating		Redeemed in 1992	5,626.35
Animal, Insect, & Rodent Control	15,000.00	Other		Cancelled, Abated or Adjusted (1992)	
Other Welfare Services		Total	11,265,609	Transfers to Foreclosed Property	
RECREATION and CONSERVATION		GROSS DEBT		Balance December 31, 1992	540,129.28
Beaches and Boardwalks		NET DEBT		PROPERTY ACQUIRED BY DEED OR FORECLOSURE	
Parks, Playgrounds, Shade Trees	252,500.00	ISSUED AND OUTSTANDING		Balance January 1, 1992	7,542,000.00
Land Reclamation & Conservation		School		Transfers From Taxes or Liens	
Other Recreational Services	51,500.00	Self-Liquidating	100,000.00	Sale for Cash (1992)	
EDUCATION (excluding schools)		Other	7,750,800.00	Cancelled, Abated or Adjusted (1992)	
Libraries	257,454.00	Total	7,850,800.00	Balance December 31, 1992	7,542,000.00
Other Educational Services	1,500,000.00	EQUALIZED VALUATION BASIS FOR NET DEBT COMPUTATION	1,610,852,075	CURRENT FINANCES DECEMBER 31, 1992	
STATUTORY EXPENDITURES		REAL PROPERTY VALUATIONS		ASSETS	
Pensions & F. L. C. A.	653,300.00	Code Class # of Parcels % VAL'N	ASSESSED VALUATION	Cash Dec. 31, 1992	4,121,413.91
Employee Fringe Benefits	662,125.37	1 Vacant Land 162 3.30	55,525,400.00	Taxes Receivable	879,148.21
Other Statutory Expenditures		2 Residential 5060 54.42	915,137,400.00	Tax Title Liens	540,129.28
CETA And Other Public Employment Programs		3 Farm		Foreclosed Property	7,542,000.00
MUNICIPAL FUNCTIONS TOTAL	8,997,686.23	4a Commercial 317 12.79	214,983,500.00	Emergencies & Other Deferred Charges	217,813.00
CAPITAL IMPROVEMENTS *MEMO*	50,000.00	4b Industrial 111 27.64	464,726,025.00	State and Federal Aid Receivable	66,528.91
DEBT SERVICE		4c Apartments 48 1.85	31,126,200.00	Other Receivables	151,230.58
Principal Payments	339,000.00	Total 5698	1,681,498,525.00	Total	13,518,268.89
Interest Payments	90,331.12	Land Area 4.70 Sq. Miles		LIABILITIES, RESERVES, AND SURPLUS	
DEFERRED CHARGES	1,240,503.00	Net Valuation Taxable-Municipal	1,685,337,372	Cash Liabilities	1,850,159.41
SCHOOL, COUNTY, SPECIAL DISTRICT TAXES	15,221,800.90	Net Valuation Taxable-County	1,634,455,065	Reserves for Receivables	9,112,573.07
RESERVE FOR UNCOLLECTED TAXES		State Equalized Valuation	1,667,123,266	Surplus Dec. 31, 1992	2,555,601.41
EXPENDITURES TOTAL	25,889,321.15	State Equalization Ratio	101.13	Total	13,518,268.89

1217

Population 1980 42,223
 Population 1990 47,089
 S & P Rating AA-
 Moody Rating AA

General Tax Rate Per \$100. 2.66
 State Equalized Tax Rate 2.16

PISCATAWAY TWP. - MIDDLESEX COUNTY
 Form of Government:
 Mayor-Council Plan F (OMCL 50)
 Number of Members on Governing Body - 7

PER CAPITA:
 Gross Debt 726.58
 Net Debt 522.68
 Debt Service 27.13
 Total Tax Levy 1,336.87
 Municipal Expenditures 313.11

PER CENT:
 Gross Debt 1.15
 Net Debt .83
 Tax Levy Collected 94.21
 Tax Levy Cancelled, Abated or Adjusted

EXPENDITURES		REVENUES-REALIZED		1992 PROPERTY TAX	
GENERAL GOVERNMENT				STATE EQUALIZED TAX RATE	
Governing Body & Public Boards	25,230.00	1992 Property Taxes Collected		Local District School Taxes	1.36 39,169,787.00
Municipal Clerk	53,413.00	1992 Payments in Lieu of Taxes		Regional & Consolidated School Tax	
Financial Administration	179,199.00	Delinquent Tax & Lien Collections		School Taxes in Municipal Budget	
Assessment of Taxes	1,947,068.00	Business Personalty Replacement Taxes		County Taxes	.48 13,873,487.16
Collection of Taxes	70,302.00	Taxes from Public Utilities		County Library Taxes	
Planning, Housing & Development	161,405.00	Other Miscellaneous Tax Revenues		Local Municipal Purpose Taxes	.31 9,034,157.00
Human Resources	45,942.00	State Aid Revenues		Veteran & Senior Citizen Taxes	255,450.00
Elections	20,000.00	Federal Aid Revenues		Total Taxes for Rate Computation	2.15 62,332,881.16
General Administration (other)	784,693.00	State and Local Fiscal Assistance Act Utilized		Special District Taxes	780,461.00
JUDICIARY		Sale of Acquired Property		Bank Corp. Taxes	
Municipal Courts	123,454.00	Other Miscellaneous Revenues		Added and Omitted Taxes	
PUBLIC SAFETY		Total		Total Taxes Levied - ABSTRACT	62,857,892.16
Fire Protection	66,520.00	32,230,543.00		Total Taxes Billed	32,047,822.00
Police Protection	2,910,687.00	REVENUES TOTAL		1992 TAXES COLLECTED	30,191,860.00
Civil Defense & Disaster Control	2,595.00	32,230,543.00		1992 Taxes Cancelled, Abated or Adjusted	843.00
Environmental Inspection & Control	215,165.00	Reserve For Uncollected Taxes		Transfer to Tax Title Liens or Foreclosed	
Other Public Safety		2,055,165.00		Balance Outstanding Dec. 31, 1992	1,855,119.00
PUBLIC WORKS		CAPITAL OUTLAY TOTAL		PRIOR YEARS TAXES OUTSTANDING	
Streets and Drainage	789,073.00	8,483,549.00		Balance January 1, 1992	2,318,233.00
Sewers and Sewage Processing	98,950.00	Public Enterprises		Collected in 1992	813,711.00
Garbage and Trash Disposal	280,400.00	9,740.00		Cancelled, Abated or Adjusted 1992	
Public Buildings and Grounds	254,515.00	Recreation-Culture		Transfers to Tax Title Liens or Foreclosed	52,239.00
Other Public Works	375,599.00	43,527.00		Balance December 31, 1992	1,452,283.00
HEALTH and WELFARE		Public Works		TAX TITLE LIENS OUTSTANDING	
Health Services Except Environmental	215,517.00	308,341.00		Balance January 1, 1992	403,003.00
Welfare-Public Assistance	134,630.00	Buildings and Grounds		Transfer From Taxes	52,239.00
Hospital, Clinics, First Aid		8,050,025.00		Redeemed in 1992	62,379.00
Animal, Insect, & Rodent Control		Library and Education		Cancelled, Abated or Adjusted (1992)	
Other Welfare Services		71,916.00		Transfers to Foreclosed Property	
RECREATION and CONSERVATION		Conservation		Balance December 31, 1992	392,863.00
Beaches and Boardwalks		All Other		PROPERTY ACQUIRED BY DEED OR FORECLOSURE	
Parks, Playgrounds, Shade Trees	238,500.00	CAPITAL DEBT AUTHORIZED, DECEMBER 31, 1992		Balance January 1, 1992	3,031,650.00
Land Reclamation & Conservation		ISSUED AND UNISSUED GROSS DEBT NET DEBT		Transfers From Taxes or Liens	
Other Recreational Services	245,300.00	SCHOOL SELF-LIQUIDATING OTHER TOTAL		Sale for Cash (1992)	
EDUCATION (excluding schools)		2,954,000 6,647,500 24,612,600 34,214,100		Cancelled, Abated or Adjusted (1992)	
Libraries	660,175.00	ISSUED AND OUTSTANDING SCHOOL SELF-LIQUIDATING OTHER TOTAL		Balance December 31, 1992	3,031,650.00
Other Educational Services		2,954,000 3,047,500 21,782,000 27,783,500		CURRENT FINANCES DECEMBER 31, 1992 ASSETS	
STATUTORY EXPENDITURES		EQUALIZED VALUATION BASIS FOR NET DEBT COMPUTATION		Cash Dec. 31, 1992	3,721,440.00
Pensions & F. L. C. A.	279,805.00	2,977,843.927		Taxes Receivable	3,307,402.00
Employee Fringe Benefits	1,013,375.00	REAL PROPERTY VALUATIONS		Tax Title Liens	392,863.00
Other Statutory Expenditures		Code Class # of Parcels % VALN ASSESSED VALUATION		Foreclosed Property	3,031,650.00
CETA And Other Public Employment Programs		1 Vacant Land 1220 3.43 78,545,400.00		Emergencies & Other Deferred Charges	
MUNICIPAL FUNCTIONS TOTAL	11,194,452.00	2 Residential 10412 49.27 1,128,860,600.00		State and Federal Aid Receivable	61,745.00
CAPITAL IMPROVEMENTS *MEMO*	60,000.00	3 Farm 47 .32 7,520,300.00		Other Receivables	56,867.00
DEBT SERVICE		4a Commercial 213 5.03 115,174,900.00		Total	10,571,967.00
Principal Payments	825,000.00	4b Industrial 197 37.17 351,751,300.00		LIABILITIES, RESERVES, AND SURPLUS	
Interest Payments	452,311.00	4c Apartments 20 4.78 109,512,800.00		Cash Liabilities	2,772,987.00
DEFERRED CHARGES	217,217.00	Total 12109 2,291,365,300.00		Reserves for Receivables	6,788,782.00
SCHOOL, COUNTY, SPECIAL DISTRICT TAXES	53,823,735.16	Land Area 18.90 Sq. Miles		Surplus Dec. 31, 1992	1,010,198.00
RESERVE FOR UNCOLLECTED TAXES	2,055,165.00	Net Valuation Taxable-Municipal		Total	10,571,967.00
EXPENDITURES TOTAL	63,567,830.16	Net Valuation Taxable-County			
		State Equalized Valuation			
		State Equalization Ratio			

1225
 Population 1980 90,074
 Population 1990 93,086
 S & P Rating
 Moody Rating A1

General Tax Rate Per \$100. 3.73
 State Equalized Tax Rate 2.12

WOODBIDGE TWP. - MIDDLESEX COUNTY
 Form of Government:
 Mayor-Council Plan F (OMCL 50)
 Number of Members on Governing Body - 9

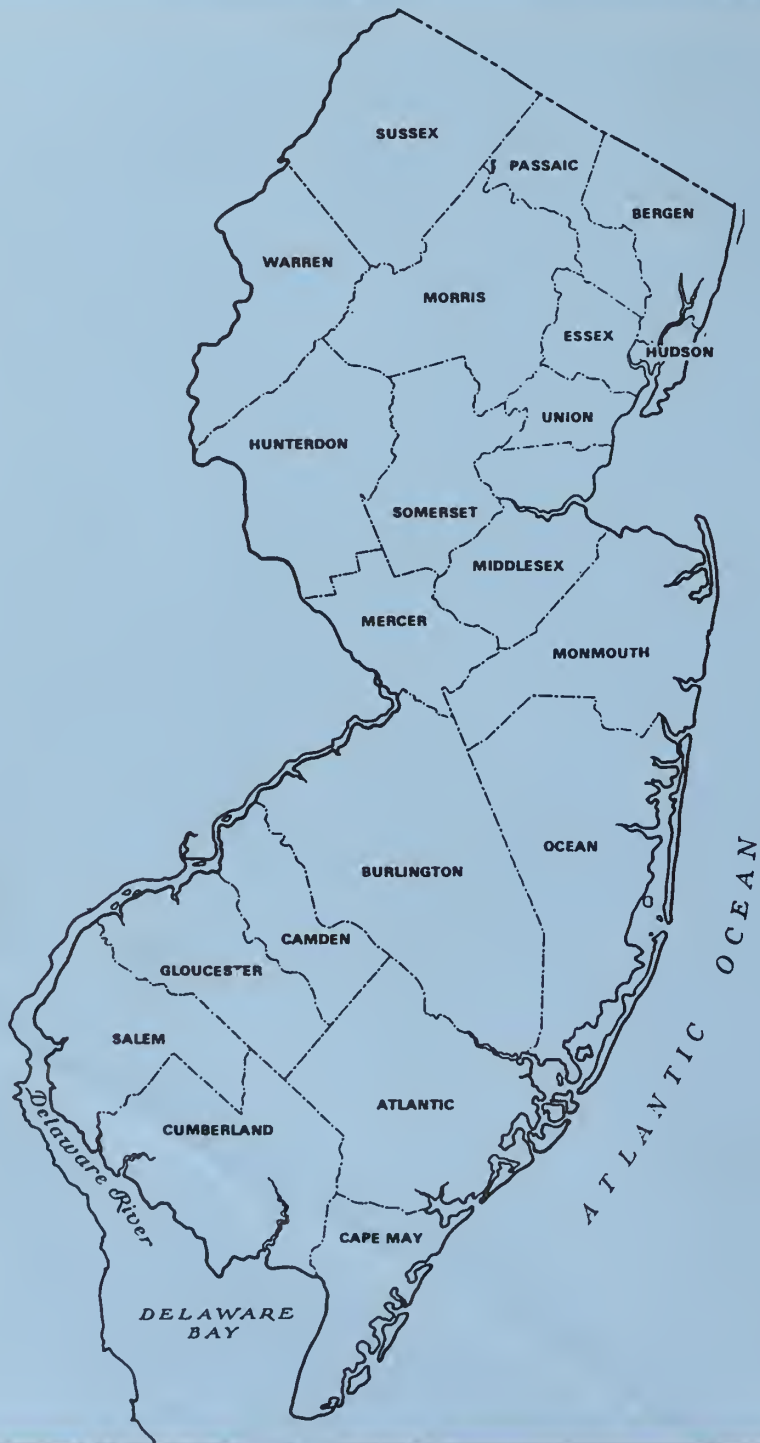
PER CAPITA:
 Grass Debt 1,571.70
 Net Debt 1,115.17
 Debt Service 30.95
 Total Tax Levy 1,371.76
 Municipal Expenditures 502.84

PER CENT:
 Grass Debt 2.42
 Net Debt 1.72
 Tax Levy Collected 96.04
 Tax Levy Cancelled, Abated or Adjusted .75

EXPENDITURES	REVENUES-REALIZED	1992 PROPERTY TAX
GENERAL GOVERNMENT		STATE EQUALIZED TAX RATE 2.12
Governing Body & Public Boards 151,670.00	1992 Property Taxes Collected 126,713,202.00	Local District School Taxes 1.32 77,391,761.50
Municipal Clerk 195,614.00	1992 Payments in Lieu of Taxes 125,902.91	Regional & Consolidated School Tax
Financial Administration 879,401.00	Delinquent Tax & Lien Collections 2,488,676.18	School Taxes in Municipal Budget
Assessment of Taxes 4,375,254.00	Business Personality Replacement Taxes	County Taxes .44 26,017,604.20
Collection of Taxes 145,052.00	Taxes from Public Utilities	County Library Taxes
Planning, Housing & Development 475,549.00	Other Miscellaneous Tax Revenues	Local Municipal Purpose Taxes .36 20,926,856.82
Human Resources 1,066,959.00	State Aid Revenues 102,073.00	Veteran & Senior Citizen Taxes 1,218,350.00
Elections	Federal Aid Revenues	Total Taxes for Rate Computation 2.12 125,554,572.52
General Administration (other) 3,626,346.00	Special Aid Revenues	Special District Taxes 3,355,139.36
JUDICIARY	State and Local Fiscal Assistance Act Utilized	Bank Corp. Taxes
Municipal Courts 367,971.00	Sale of Acquired Property	Added and Omitted Taxes
PUBLIC SAFETY	Other Miscellaneous Revenues	Total Taxes Levied - ABSTRACT 127,691,361.88
Fire Protection	Total 131,459,377.50	Total Taxes Billed 131,940,472.00
Police Protection 6,083,809.00	Prior Years Surplus Appropriated	1992 TAXES COLLECTED 126,713,202.00
Civil Defense & Disaster Control 50,190.00	REVENUES TOTAL 131,459,377.50	1992 Taxes Cancelled, Abated or Adjusted 993,047.00
Environmental Inspection & Control 213,459.00	Reserve For Uncollected Taxes 3,909,421.00	Transfer to Tax Title Liens or Foreclosed 246,353.00
Other Public Safety 650.00	CAPITAL OUTLAY TOTAL 5,160,407.68	Balance Outstanding Dec. 31, 1992 3,997,870.00
PUBLIC WORKS	Public Enterprises 2,343,635.68	PRIOR YEARS TAXES OUTSTANDING
Streets and Drainage 1,779,085.00	Recreation-Culture 50,942.00	Balance January 1, 1992 4,679,124.73
Sewers and Sewage Processing	Public Works 1,594,862.00	Collected in 1992 2,438,676.18
Garbage and Trash Disposal 3,942,032.00	Buildings and Grounds 1,165,967.00	Cancelled, Abated or Adjusted 1992
Public Buildings and Grounds 232,170.00	Library and Education	Transfers to Tax Title Liens or Foreclosed
Other Public Works 267,057.00	Conservation	Balance December 31, 1992 2,190,443.55
HEALTH and WELFARE	All Other	TAX TITLE LIENS OUTSTANDING
Health Services Except Environmental 256,039.00	CAPITAL DEBT AUTHORIZED, DECEMBER 31, 1992	Balance January 1, 1992 1,896,990.00
Welfare-Public Assistance 79,638.00	ISSUED AND UNISSUED GROSS DEBT NET DEBT	Transfer From Taxes Redeemed in 1992 2,160.79
Hospital, Clinics, First Aid	School 7,478,635	Cancelled, Abated or Adjusted (1992)
Animal, Insect, & Rodent Control 71,060.00	Self-Liquidating 35,017,567	Transfers to Foreclosed Property
Other Welfare Services	Other 103,806,739	Balance December 31, 1992 1,894,829.22
RECREATION and CONSERVATION	Total 146,302,942	PROPERTY ACQUIRED BY DEED OR FORECLOSURE
Beaches and Boardwalks	ISSUED AND OUTSTANDING	Balance January 1, 1992 1,558,141.45
Parks, Playgrounds, Shade Trees 993,762.00	School	Transfers From Taxes or Liens
Land Reclamation & Conservation 437,363.00	Self-Liquidating 22,825,000.00	Sale for Cash (1992)
Other Recreational Services 77,612.00	Other 76,300,000.00	Cancelled, Abated or Adjusted (1992)
EDUCATION (excluding schools)	Total 99,125,000.00	Balance December 31, 1992 1,558,141.45
Libraries 2,393,711.00	EQUALIZED VALUATION BASIS	CURRENT FINANCES DECEMBER 31, 1992
Other Educational Services 49,543.00	FOR NET DEBT COMPUTATION 6,035,386,744	ASSETS
STATUTORY EXPENDITURES	REAL PROPERTY VALUATIONS	Cash Dec. 31, 1992 16,135,113.98
Pensions & F. I. C. A. 2,258,373.00	Code Class # of Parcels % VAL'N ASSESSED VALUATION	Taxes Receivable 6,178,318.55
Employee Fringe Benefits 6,682,845.00	1 Vacant Land 1562 2.09 69,302,000.00	Tax Title Liens 1,894,829.22
Other Statutory Expenditures 120,000.00	2 Residential 25848 55.75 1,847,854,300.00	Foreclosed Property 1,558,141.45
CETA And Other Public Employment Programs	3 Farm	Emergencies & Other Deferred Charges 34,067,326.50
MUNICIPAL FUNCTIONS TOTAL 37,275,284.00	4a Commercial 1082 22.82 756,169,400.00	State and Federal Aid Receivable 129,879.46
CAPITAL IMPROVEMENTS *MEMO* 935,133.00	4b Industrial 175 14.29 473,712,800.00	Other Receivables 295,157.79
DEBT SERVICE	4c Apartments 61 5.05 167,306,600.00	Total 60,258,766.95
Principal Payments 1,283,109.16	Total 28728 3,314,344,100.00	LIABILITIES, RESERVES, AND SURPLUS
Interest Payments 1,597,566.00	Land Area 23.10 Sq. Miles	Cash Liabilities 46,213,277.05
DEFERRED CHARGES 2,741,581.97	Net Valuation Taxable-Municipal 3,335,169,236	Reserves for Receivables 9,070,511.75
SCHOOL, COUNTY, SPECIAL DISTRICT TAXES 106,764,505.06	Net Valuation Taxable-County 6,252,977,474	Surplus Dec. 31, 1992 4,974,978.15
RESERVE FOR UNCOLLECTED TAXES 3,909,421.00	State Equalized Valuation 5,843,718,911	Total 60,258,766.95
EXPENDITURES TOTAL 153,571,467.19	State Equalization Ratio 56.92	







Prepared by
NEW JERSEY DEPARTMENT OF COMMUNITY AFFAIRS
DIVISION OF LOCAL GOVERNMENT SERVICES
101 SOUTH BROAD STREET, CN 803
TRENTON, NEW JERSEY 08625-0803
Telephone: 1-609-292-6110

