NJ SCHOOL PERFORMANCE REPORT

SOMERSET ELEMENTARY ACADEMY
(35-4805-060)
Grades Offered: KG-08
2017-2018

Report Key:
***** Data is not displayed in order to protect student privacy
****** Accountability calculations require 20 or more students
N No Data is available to display
† This indicates a table specific note,see note below table

How to use this report:

- **Learn more** about this school by exploring all sections of this report
- **Start conversations** with school community members and ask questions
- **Engage** with your school communities to identify where schools are doing well and where they can improve

Navigating through the reports:

- Save or print this report by clicking the disk icon at the top of the page to download a PDF
- Search for specific text or words in the report by using the search box at the top left of the page
- Use the menu bar along the top of the page or the table of contents on the left of the page to move between sections of the report
- Click the Next and Previous buttons at the bottom of the page or the arrows as the top left of the screen to move between pages of the report

Other Resources:

- Review the Summary Report or the district-level report for this school
- Read the Reference Guide, Frequently Asked Questions, or Data Privacy Rules for more detailed information about the data in the report
- Download the data in the reports for all schools in the state
- Provide feedback on the reports by taking our feedback survey
- Contact us at reportcard@doe.nj.gov with any questions about the reports

NJ SCHOOL PERFORMANCE REPORT

SOMERSET ELEMENTARY ACADEMY
(35-4805-060)
Grades Offered: KG-08
2017-2018

Report Key:
***** Data is not displayed in order to protect student privacy
****** Accountability calculations require 20 or more students
N No Data is available to display
† This indicates a table specific note,see note below table

School Contact Info

This table contains contact information including principal name, address, phone number, email address, and social media information, if provided.

Type	Contact Information
County	SOMERSET
District	SOMERSET CO ED SERV COMM
Principal Name	MS. MYRICK
Address	7 FINDERNE AVE BRIDGEWATER, NJ 08807
Phone Number	(908)707-0070
Email Address	ELEMENTARY@SC.ESC.K12.NJ.US
Website	https://www.sc.esc.k12.nj.us/
Twitter	https://twitter.com/SomersetESC

NJ SCHOOL PERFORMANCE REPORT

SOMERSET ELEMENTARY ACADEMY
(35-4805-060)
Grades Offered: KG-08
2017-2018

Report Key:
***** Data is not displayed in order to protect student privacy
****** Accountability calculations require 20 or more students
N No Data is available to display
† This indicates a table specific note,see note below table

Enrollment Trends by Grade

This table shows the number of students enrolled by grade for the past three school years.

Grade	2015-16	2016-17	2017-18
KG	0	0	1
1	1	2	1
2	7	1	4
3	1	7	0
4	5	1	1
5	4	5	6
6	9	5	8
7	9	10	8
8	9	16	9
Total	47	50	38

Enrollment Trends by Student Group

This table shows the percentage of students by student group for the past three school years. Data for some student groups was not available before 2016-17.

Student Group	2015-16	2016-17	2017-18
Female	23.4%	18.0%	10.5%
Male	76.6%	82.0%	89.5%
Economically Disadvantaged Students	80.9%	74.0%	52.6%
Students with Disabilities	87.2%	90.0%	94.7%
English Learners	0.0%	0.0%	0.0%
Homeless Students		6.0%	7.9%
Students in Foster Care		2.0%	0.0%
Military-Connected Students		0.0%	0.0%
Migrant Students		0.0%	0.0%

Enrollment by Racial and Ethnic Group

This table shows the percentage of students by racial and ethnic group for the past three school years.

Racial and Ethnic Group	2015-16	2016-17	2017-18
White	2.1%	10.0%	7.9%
Hispanic	31.9%	32.0%	28.9%
Black or African American	63.8%	56.0%	63.2%
Asian	2.1%	0.0%	0.0%
Native Hawaiian or Pacific Islander	0.0%	0.0%	0.0%
American Indian or Alaska Native	0.0%	0.0%	0.0%
Two or More Races	0.0%	2.0%	0.0%

Enrollment Trends by Full/Half Day PK and KG

This table shows number of students in full day and half day Pre-Kindergarten (PK) and Kindergarten (KG) for the past three school years.

Grade	2015-16	2016-17	2017-18
KG - Half Day	0	0	0
KG - Full Day	0	0	1

Enrollment by Home Language

This table shows the percentage of students by primary home language. Only the top 5 languages with at least 1% of students are shown, and students with other home languages are included in the Other Languages total.

Home Language	% of Students
English	94.7%
Spanish	5.3%

NJ SCHOOL PERFORMANCE REPORT

SOMERSET ELEMENTARY ACADEMY
(35-4805-060)
Grades Offered: KG-08
2017-2018

Report Key:
***** Data is not displayed in order to protect student privacy
****** Accountability calculations require 20 or more students
N No Data is available to display
† This indicates a table specific note,see note below table

Student absences provide important information about a school's culture and climate. Research shows that absences impact a student's ability to succeed in school. The New Jersey Department of Education used input from New Jersey communities to select chronic absenteeism as its measure of school quality and student success for the ESSA accountability plan. **Chronic absenteeism** is defined as being absent for 10% or more of the days enrolled during the school year. A student who is not present for any reason, whether excused, unexcused, or for disciplinary action, is considered absent unless permitted by state statute or regulations.

Chronic Absenteeism

This table shows the number and percentage of students in grades K-12 both overall and by student group who were chronically absent during the school year. The last two columns show the chronic absenteeism state average for students in the grades offered and whether the rate for each student group was above the state average ("Not Met") or less than or equal to the state average ("Met").

Student Group	Number of students chronically absent	Percent of students chronically absent	State Average	Met State Average
Schoolwide	N	N	N	N
White	N	N	N	N
Hispanic	N	N	N	N
Black or African American	N	N	N	N
Asian, Native Hawaiian, or Pacific Islander	N	N	N	N
American Indian or Alaska Native	N	N	N	N
Two or More Races	N	N	N	N
Economically Disadvantaged Students	N	N	N	N
Students with Disabilities	N	N	N	N
English Learners	N	N	N	N

Days Absent

This graph shows the percentage of K-12 students by the number of days they were absent during the school year.

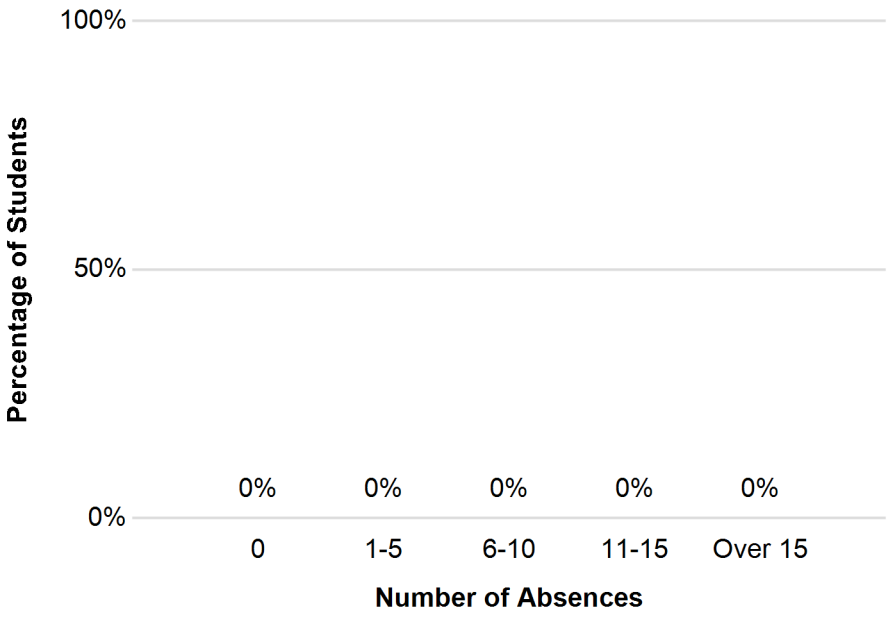

NJ SCHOOL PERFORMANCE REPORT

SOMERSET ELEMENTARY ACADEMY
(35-4805-060)
Grades Offered: KG-08
2017-2018

Report Key:
***** Data is not displayed in order to protect student privacy
****** Accountability calculations require 20 or more students
N No Data is available to display
† This indicates a table specific note,see note below table

Student absences provide important information about a school's culture and climate. Research shows that absences impact a student's ability to succeed in school. The New Jersey Department of Education used input from New Jersey communities to select chronic absenteeism as its measure of school quality and student success for the ESSA accountability plan. **Chronic absenteeism** is defined as being absent for 10% or more of the days enrolled during the school year. A student who is not present for any reason, whether excused, unexcused, or for disciplinary action, is considered absent unless permitted by state statute or regulations.

Chronic Absenteeism by Grade

This graph shows the percentage of students by grade level who were chronically absent during the school year.

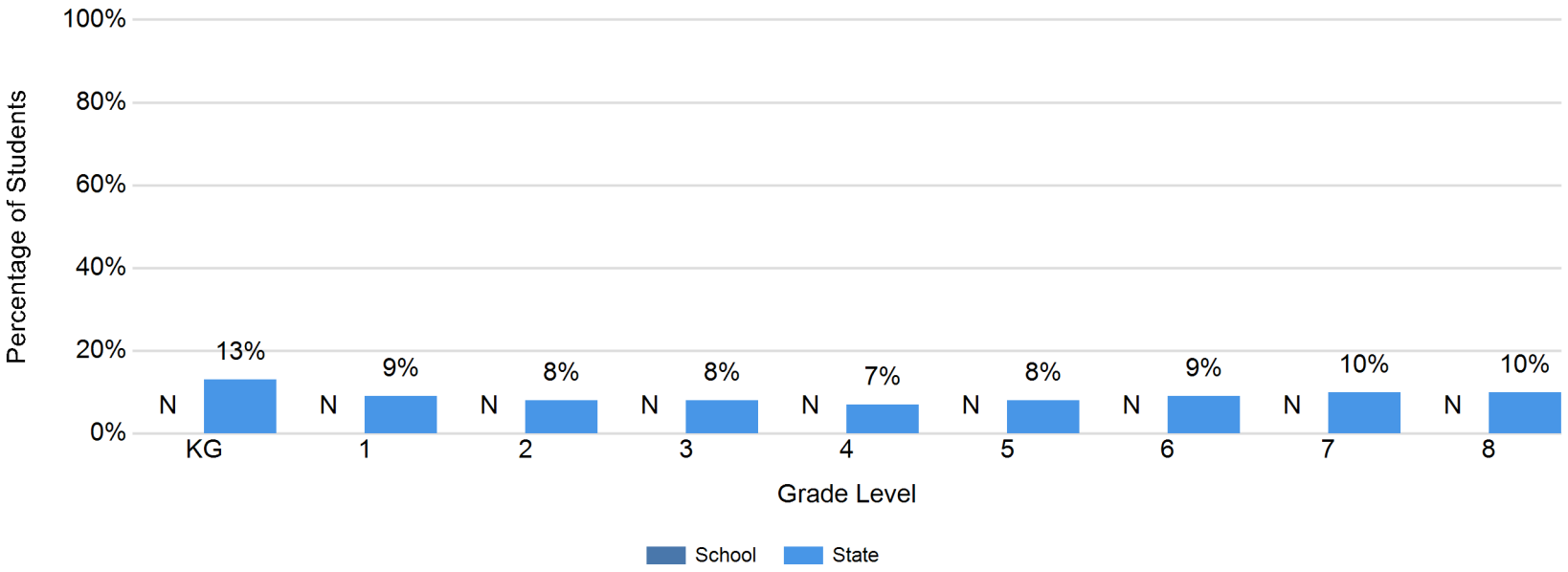

NJ SCHOOL PERFORMANCE REPORT

SOMERSET ELEMENTARY ACADEMY
(35-4805-060)
Grades Offered: KG-08
2017-2018

Report Key:
***** Data is not displayed in order to protect student privacy
****** Accountability calculations require 20 or more students
N No Data is available to display
† This indicates a table specific note,see note below table

The New Jersey Department of Education migrated to a new reporting system, the Student Safety Data System (SSDS), which includes improved definitions, new reporting fields, and updated guidance for reporting incidents. As such, comparing this year's report to previous years' data can lead to inaccurate conclusions in many reporting categories. As such, the 2017-18 report should be considered a baseline year.

Violence, Vandalism, HIB, and Substance Offenses

This table shows the number of incidents reported by type. A single incident may be counted under multiple incident types. The total unique incidents row provides an unduplicated count of incidents. The last row shows the rate of incidents for every 100 students enrolled.

Incident Type	Number of Incidents
Violence	18
Weapons	0
Vandalism	1
Substances	1
Harassment, Intimidation, Bullying (HIB)	3
Total Unique Incidents	22
Incidents Per 100 Students Enrolled	57.89

Police Notifications

This table shows, by incident type, the number of cases where an incident led to police notification.

Incident Type	Incidents Reported to Police
Violence	2
Weapons	0
Vandalism	1
Substances	1
Harassment, Intimidation, Bullying (HIB)	2
Other Incidents Leading to Removal	0

NJ SCHOOL PERFORMANCE REPORT

SOMERSET ELEMENTARY ACADEMY
(35-4805-060)
Grades Offered: KG-08
2017-2018

Report Key:
***** Data is not displayed in order to protect student privacy
****** Accountability calculations require 20 or more students
N No Data is available to display
† This indicates a table specific note,see note below table

The New Jersey Department of Education migrated to a new reporting system, the Student Safety Data System (SSDS), which includes improved definitions, new reporting fields, and updated guidance for reporting incidents. As such, comparing this year's report to previous years' data can lead to inaccurate conclusions in many reporting categories. As such, the 2017-18 report should be considered a baseline year.

Harassment, Intimidation, and Bullying (HIB) Investigations

This table shows, by the nature of the incident, the number of alleged and confirmed Harassment, Intimidation, and Bulling (HIB) investigations. The nature of an incident is based on the protected categories listed below, and the nature of a single HIB investigation may include multiple categories. All confirmed incidents must have an identified nature.

HIB Nature (Protected Category)	HIB Alleged	HIB Confirmed	Total HIB Investigations
Race	0	0	0
Religion	0	0	0
Ancestry	0	0	0
Gender	0	0	0
Sexual Orientation	0	2	2
Disability	0	0	0
Other	0	1	1
No Identified Nature	0		0

Student Disciplinary Removals

The first table shows, by removal type, the number and percentage of students who received disciplinary removals during the school year. Removal types include students receiving one or more in-school suspensions, one or more out-of-school suspensions, one or more suspension of any type, removal to another school or other educational program, expulsion with no further educational services, or arrest. The second table shows the total number of days missed due to out-of-school suspension for all students during the school year.

Removal Type	Number of Students	Percent of Students
In-School Suspensions	*	*
Out-of-School Suspensions	14	36.8%
Any Suspension	14	36.8%
Removal to other education program	0	0.0%
Expulsion	0	0.0%
Arrest	0	0.0%

School Days Missed due to Out-of-School Suspensions
59

NJ SCHOOL PERFORMANCE REPORT

SOMERSET ELEMENTARY ACADEMY
(35-4805-060)
Grades Offered: KG-08
2017-2018

Report Key:
***** Data is not displayed in order to protect student privacy
****** Accountability calculations require 20 or more students
N No Data is available to display
† This indicates a table specific note,see note below table

School Day

This table shows the start and end times and length of school day for a typical student at this school. Instructional time is the amount of time that a typical student was engaged in instructional activities under the supervision of a certified teacher. Full time students attend this school for more than half of the school day and shared-time students attend the school for half of the school day or less.

Category	School
Typical Start Time	8:30 AM
Typical End Time	2:10 PM
Length of School Day	5 Hrs 40 Mins
Full Time - Instructional Time	4 Hrs 40 Mins
Shared Time - Instructional Time	2 Hrs. 20 Mins.

Device Ratios

This table shows the student to device ratio, which is the number of students in tested grades 3-11 per device. Devices are computers such as tablets, iPads, laptops and Chromebooks. The count includes only devices that meet nationally recommended specifications for digital learning in grades 3-11. This information comes from the elective NJTRAx survey, therefore data may not be available for all schools. Additionally, schools that have adopted a Bring Your Own Device policy may appear to have a very low Student to Device ratio due to this policy decision.

School Year	Student to Device Ratio
2017-18	N

Per-Pupil Expenditures (District Level)

This table shows the total current expenses for regular and special education students taught within the district's schools. It includes expenditures for instruction, support services, administration, operations and maintenance, extra-curricular activities, and community service. More information about district and charter school spending can be found using districts' User Friendly Budgets, or the NJDOE Finance District Report Search of the Comprehensive Annual Financial Reports (CAFRs) and Auditor's Management Reports (AMRs). NJDOE will be collecting school-level per-pupil expenditures data for the 2018-19 school year, and that data will be included in future reports.

Per-Pupil Expenditures	Federal	State/ Local	Total
District Total (2016-2017)	N	N	N

NJ SCHOOL PERFORMANCE REPORT

SOMERSET ELEMENTARY ACADEMY
(35-4805-060)
Grades Offered: KG-08
2017-2018

Report Key:
***** Data is not displayed in order to protect student privacy
****** Accountability calculations require 20 or more students
N No Data is available to display
† This indicates a table specific note,see note below table

Key terms for staff data:
Faculty: All classroom teachers and educational support services personnel (such as Librarians, Nurses, Counselors, and Child Study Team members)
Teachers: All classroom teachers
Administrators: Principals, assistant principals, supervisors, coordinators, directors, and other central-office administrators, as well as superintendents and other district-level administrators

Teachers – Experience

This table shows information about experience for teachers assigned to this school and across the state.

Category	Teachers in School	Teachers in State
Total Number of teachers	10	117,464
Average years experience in public schools	11.7	12.0
Average years experience in district	8.5	10.7
Teachers in district for 4 or more years	60.0%	75.5%

Administrators – Experience (District Level)

This table shows information about experience for administrators assigned to this district and across the state.

Category	Admin. in District	Admin. in State
Total Number of administrators	7	9,374
Average years experience in public schools	18.3	16.0
Average years experience in district	11.3	12.0
Administrators in district for 4 or more years	57.1%	76.2%

Student and Staff Ratios

This table shows ratios of students and staff members in the school and district. Ratios for librarians, nurses, counselors, and child study team members are only reported at the district level because many staff in these jobs are assigned only to the district and not to individual schools.

Ratio	School Ratio	District Ratio
Students to Teachers	4:1	5:1
Students to Administrators	19:1	17:1
Teachers to Administrators	5:1	4:1
Students to Librarians/Media Specialists		N
Students to Nurses		122:1
Students to Counselors		122:1
Students to Child Study Team		24:1

NJ SCHOOL PERFORMANCE REPORT

SOMERSET ELEMENTARY ACADEMY
(35-4805-060)
Grades Offered: KG-08
2017-2018

Report Key:
***** Data is not displayed in order to protect student privacy
****** Accountability calculations require 20 or more students
N No Data is available to display
† This indicates a table specific note,see note below table

Key terms for staff data:
Faculty: All classroom teachers and educational support services personnel (such as Librarians, Nurses, Counselors, and Child Study Team members)
Teachers: All classroom teachers
Administrators: Principals, assistant principals, supervisors, coordinators, directors, and other central-office administrators, as well as superintendents and other district-level administrators

Teachers and Administrators - Level of Education

This chart shows the highest level of education attained by the teachers and administrators. The Bachelor's category may include other degrees/certificates such as a Specialist's degree. Administrators are required to have a Master's degree or higher.

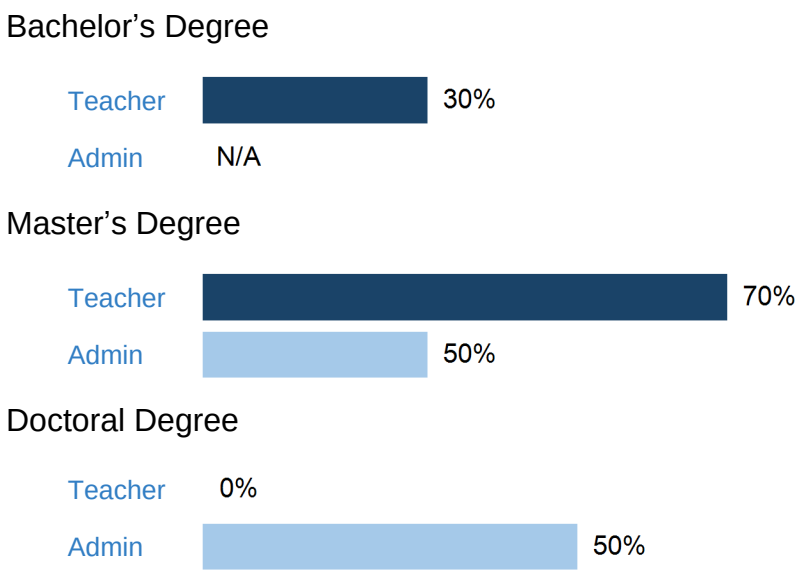

Teachers and Administrators - One-Year Retention (District Level)

This table shows the percentage of teachers and administrators assigned to this district in 2016-17 that were still assigned to this district in 2017-18. Staff who were not retained may have changed districts or no longer work for the state (including retirements).

Job Type	District	State
2016-17 Teachers: Same district 2017-18	66.7%	90.2%
2016-17 Administrators: Same district 2017-18	100.0%	86.2%

Faculty Attendance

This table shows the percentage of days that faculty members were present during the school year. Approved professional days, personal days, staff training days, bereavement days, jury duty, and absences due to extended illness are not counted against days present, and faculty members on long-term leave or disability are excluded from this calculation.

School Year	% Days Present
2017-18	97.5%

NJ SCHOOL PERFORMANCE REPORT

SOMERSET ELEMENTARY ACADEMY
(35-4805-060)
Grades Offered: KG-08
2017-2018

Report Key:
***** Data is not displayed in order to protect student privacy
****** Accountability calculations require 20 or more students
N No Data is available to display
† This indicates a table specific note,see note below table

Key terms for staff data:
Faculty: All classroom teachers and educational support services personnel (such as Librarians, Nurses, Counselors, and Child Study Team members)
Teachers: All classroom teachers
Administrators: Principals, assistant principals, supervisors, coordinators, directors, and other central-office administrators, as well as superintendents and other district-level administrators

Teachers and Administrators – Demographics

This table shows the percentage of teachers and administrators by gender and by racial and ethnic group.

Category	Teachers	Administrators
Female	60.0%	100.0%
Male	40.0%	0.0%
White	90.0%	50.0%
Hispanic	10.0%	0.0%
Black or African American	0.0%	50.0%
Asian	0.0%	0.0%
American Indian or Alaska Native	0.0%	0.0%
Native Hawaiian or Pacific Islander	0.0%	0.0%
Two or More Races	0.0%	0.0%

NJ SCHOOL PERFORMANCE REPORT

SOMERSET ELEMENTARY ACADEMY
(35-4805-060)
Grades Offered: KG-08
2017-2018

Report Key:
***** Data is not displayed in order to protect student privacy
****** Accountability calculations require 20 or more students
N No Data is available to display
† This indicates a table specific note,see note below table

School Narrative

This section allows schools and districts to share highlights, achievements, and other important information about programs, activities, and services that are offered in their own words. If there are questions about the information provided in the narrative section, please contact your school directly.

Highlights:	• The Sensory Calming Room is a tranquil atmosphere which assists w student's overstimulation to relax and refocus. • The Animal Therapy Room helps children learn biological, behavioral, educational and therapeutic principles and respect for living things through the observation and nurture of animals. • Nurtured Heart Approach, Crisis Prevention Intervention, School Psychologist, School Social Workers, Guidance Counselor, Professional Counselor, & Crisis Intervention Team
Mission, Vision, Theme:	The mission of the SCESC is to provide our diverse student population with opportunities to increase their academic and behavioral growth in a safe learning environment, ultimately establishing a foundation for them to become lifelong learners. In collaboration with parents/guardians, sending school districts, and any other relevant stakeholders, preparing our students with the necessary 21st Century learning skills that will lead to successful endeavors.

NJ SCHOOL PERFORMANCE REPORT

SOMERSET ELEMENTARY ACADEMY
(35-4805-060)
Grades Offered: KG-08
2017-2018

Report Key:
***** Data is not displayed in order to protect student privacy
****** Accountability calculations require 20 or more students
N No Data is available to display
† This indicates a table specific note,see note below table

School Narrative

This section allows schools and districts to share highlights, achievements, and other important information about programs, activities, and services that are offered in their own words. If there are questions about the information provided in the narrative section, please contact your school directly.

Courses, Curriculum, Instruction:	Special Education Program, Alternative Middle School Program, Kindergarten Program, Transitional 5th Grade Class, Life Skills, Reading Specialist, Online Curriculum, Virtual School option, & ESY Program
Sports and Athletics:	Sports Offered: Basketball (Boys & Girls), Bowling (Coed), Football (Boys & Girls), Softball (Boys & Girls), Volleyball (Boys & Girls)
Clubs and Activities:	Clubs: Student Government, Chess, Card, Fishing, Gay Straight Alliance (GSA). Activities: School Spirit Days, School-wide Convocation Days, Upstander Appreciation, Girl's Circle Group, Bigs & Littles, and Family Counseling Program.

NJ SCHOOL PERFORMANCE REPORT

SOMERSET ELEMENTARY ACADEMY
(35-4805-060)
Grades Offered: KG-08
2017-2018

Report Key:
***** Data is not displayed in order to protect student privacy
****** Accountability calculations require 20 or more students
N No Data is available to display
† This indicates a table specific note,see note below table

School Narrative

This section allows schools and districts to share highlights, achievements, and other important information about programs, activities, and services that are offered in their own words. If there are questions about the information provided in the narrative section, please contact your school directly.

Staff and Professional Learning:	Trainings: CPR & First Aid, School Safety, HIB, Safe School, Standard Response Protocol, Behavioral Educational Programs, Rewards and Incentives (Special Education), Ripple Effects Teens and Kids as well as the Bouncy, Psychological Disorders, De-Escalation, Bullying: Recognition and Response, Child Abuse, Online Safety; Cyberbullying, Student Drug and Alcohol Abuse, Expectations/Emergency Scenarios, Gang Awareness, Crisis Prevention Intervention, Student Behavior, Creating Trauma Sensitive School, Role of School Climate Team, Effects of Marijuana, and Students and Sleep.

NJ SCHOOL PERFORMANCE REPORT

SOMERSET ELEMENTARY ACADEMY
(35-4805-060)
Grades Offered: KG-08
2017-2018

Report Key:
***** Data is not displayed in order to protect student privacy
****** Accountability calculations require 20 or more students
N No Data is available to display
† This indicates a table specific note,see note below table

School Narrative

This section allows schools and districts to share highlights, achievements, and other important information about programs, activities, and services that are offered in their own words. If there are questions about the information provided in the narrative section, please contact your school directly.

Student Supports and Services:	Nurtured Heart Approach, Crisis Prevention Intervention, 5 member Crisis Intervention Team, Family Counseling Program, Individual & Group Counseling, and Reading Specialist on staff.
Student Health and Wellness:	"Wellness Week", Free school breakfast & hot lunch provided through the Community Eligibility Program (CEP), Playground, Full-size Gymnasium, Health & Physical Education, Team Sports, and Field Day.
Parent and Community Involvement:	Parents: Family Counseling Program, School Safety Team, School Improvement Panel, and District Evaluation Advisory Committee. Community: Sending School Districts, the NJCESC, and Eastern Star Nursing Home.

NJ SCHOOL PERFORMANCE REPORT

SOMERSET ELEMENTARY ACADEMY
(35-4805-060)
Grades Offered: KG-08
2017-2018

Report Key:
***** Data is not displayed in order to protect student privacy
****** Accountability calculations require 20 or more students
N No Data is available to display
† This indicates a table specific note,see note below table

School Narrative

This section allows schools and districts to share highlights, achievements, and other important information about programs, activities, and services that are offered in their own words. If there are questions about the information provided in the narrative section, please contact your school directly.

Climate Surveys:	Is a Climate Survey Used: Yes; Who is surveyed: Students, Teachers The SCESC uses a NJ state approved school climate survey, conducted annually, and results are communicated through faculty meetings.
Facilities:	The Elementary Program has a new playground, Sensory Calming Room, Lending Library, Animal Therapy Room, and classroom Promethean tables. The wing also contains motivational murals throughout.
School Safety:	The school building has metal detectors stationed at entrances and surveillance cameras throughout. The SCESC has a 5 member Crisis Intervention Team and an onsite police officer. Staff are trained on Crisis Prevention Intervention and Nurtured Heart Approach.

NJ SCHOOL PERFORMANCE REPORT

SOMERSET ELEMENTARY ACADEMY
(35-4805-060)
Grades Offered: KG-08
2017-2018

Report Key:
***** Data is not displayed in order to protect student privacy
****** Accountability calculations require 20 or more students
N No Data is available to display
† This indicates a table specific note,see note below table

School Narrative

This section allows schools and districts to share highlights, achievements, and other important information about programs, activities, and services that are offered in their own words. If there are questions about the information provided in the narrative section, please contact your school directly.

Other Information:	The Somerset County Educational Services Commission is an out-of-district student placement option for both special and alternative education students.