

DELAWARE RIVER
JOINT TOLL BRIDGE COMMISSION
MINUTES
MEETING OF OCTOBER 28, 2024

DELAWARE RIVER JOINT TOLL BRIDGE COMMISSION

MEMBERS OF THE COMMISSION

NEW JERSEY

HONORABLE ALADAR KOMJATHY

Chairman

HONORABLE MICHAEL B. LAVERY

VACANT

HONORABLE LORI CIESLA

HONORABLE YUKI MOORE LAURENTI

Treasurer

PENNSYLVANIA

HONORABLE PAMELA JANVEY

Vice Chair

HONORABLE DANIELLA YOUNG

HONORABLE ISMAIL A. SHAHID

HONORABLE DANIEL GRACE

HONORABLE JOHN D. CHRISTY

Secretary

DELAWARE RIVER JOINT TOLL BRIDGE COMMISSION

STANDING COMMITTEES

FINANCE, INSURANCE MANAGEMENT AND OPERATIONS

PENNSYLVANIA: Janvey, Shahid

NEW JERSEY: Ciesla, Komjathy*

PROJECTS, PROPERTY AND EQUIPMENT

PENNSYLVANIA: Christy*, Young

NEW JERSEY: Lavery, VACANT

PROFESSIONAL SERVICES

PENNSYLVANIA: Christy, Janvey

NEW JERSEY: Komjathy*, VACANT

PERSONNEL

PENNSYLVANIA: Young, Grace*

NEW JERSEY: Laurenti, Komjathy

AUDIT COMMITTEE

PENNSYLVANIA: Janvey, Shahid*

NEW JERSEY: Laurenti, Lavery

ADMINISTRATIVE COMMITTEE

PENNSYLVANIA: Grace, Shahid

NEW JERSEY: Ciesla, Laurenti*

Chairman and Vice Chair are Ex-Officio of All Committees

*Chairperson of Committee

DELAWARE RIVER JOINT TOLL BRIDGE COMMISSION
RECAPITULATION OF COMMITTEE MEMBERSHIP

Lavery	(1)	Projects, Property and Equipment
	(2)	Audit Committee
Laurenti	(1)	Personnel
	(2)	Audit Committee
	(3)	Administrative Committee (Chairperson)
VACANT	(1)	Projects, Property and Equipment
	(2)	Professional Services
Ciesla	(1)	Finance, Insurance Management Operations
	(2)	Administrative Committee
Komjathy	(1)	Ex-Officio of all Committees
	(2)	Finance, Insurance Management Operations (Chairperson)
	(3)	Professional Services (Chairperson)
	(4)	Personnel
Janvey	(1)	Ex-Officio of all Committees
	(2)	Finance, Insurance Management and Operations
	(3)	Audit Committee
	(4)	Professional Services
Grace	(1)	Administrative Committee
	(2)	Personnel Committee (Chairperson)
Christy	(1)	Projects, Property and Equipment (Chairperson)
	(2)	Professional Services
Young	(1)	Projects, Property and Equipment
	(2)	Personnel
Shahid	(1)	Finance, Insurance Management Operations
	(2)	Audit Committee (Chairperson)
	(3)	Administrative Committee

DELAWARE RIVER JOINT TOLL BRIDGE COMMISSION

PROFESSIONAL ASSOCIATES

CONSULTING ENGINEERS

PICKERING, CORTS & SUMMERSON, INC.
Newtown, Pennsylvania

GENERAL COUNSEL

ARCHER
Philadelphia, Pennsylvania

FLORIO, PERRUCCI, STEINHARDT&CAPPELLI
Phillipsburg, New Jersey

LABOR COUNSEL

STRADLEY, RONON
Philadelphia, Pennsylvania

CHISEA, SHAHINIAN & GIANTOMASI
West Orange, New Jersey

AUDITOR

MERCADIEN, P.C.
Hamilton, New Jersey

FINANCIAL ADVISOR

ACACIA FINANCIAL GROUP
Mt. Laurel, New Jersey

COMMUNICATIONS CONSULTANT

BELLEVUE COMMUNICATIONS
Philadelphia, Pennsylvania

INVESTMENT ADVISOR

STONERIDGE PMG ADVISORS, LLC
Radnor, Pennsylvania

DELAWARE RIVER JOINT TOLL BRIDGE COMMISSION

ORGANIZATION CHART

COMMISSIONERS

Executive Director
Joseph J. Resta

Chief Engineer
Kevin Skeels

Assistant Chief Engineer
Steven Burke

**Deputy Executive Director
of Operations**
Mark Murranko

Senior Director of Public
Safety & Bridge Security
Matthew Hartigan

Senior Director of
Maintenance & Fleet
Operations
Lendell Jones

Director of Toll
Supported Bridge,
Control Center & ESS
Operations
J. Eric Freeman

Director of Toll
Operations
Michele Gara

Director of
Maintenance &
Fleet Operations
LeVar Talley

**Deputy Executive Director
of Communications**
Joseph Donnelly

Director of Community Affairs
Jodee Inscho

**Chief Administrative
Officer**
Arnold Conoline

Director of Contract
Compliance
Christine Baker

Director of E-ZPass
Phillip Calabro

Senior Director of Human
Resources
Joanna Cruz

Senior Director of Information
Technology
John Bencivengo

Director of Purchasing
Philip Abate

Senior Director of Training &
Workplace Safety
John Mills

Director of Training
Jack Baum

Director of
Workplace Safety
William Hauck

Chief Financial Officer
Qiyao Zhao

Comptroller
Charmaine Graves

DELAWARE RIVER JOINT TOLL BRIDGE COMMISSION

Meeting of October 28, 2024

INDEX TO MINUTES

	PAGE
1. Call to Order.....	1
2. Appearances.....	1 - 2
3. Roll Call.....	2
4. Welcome Remarks of the Executive Director	2
5. Introduction of Comments from the Public.....	2
6. Executive Director’s Report.....	2 - 3
7. Approval of Minutes for Commission Meeting held September 30, 2024.....	3
8. Approval of Operations Report-Month of September 2024.....	3 - 4
9. Financial Audit Services-Award of Contract.....	4
10. Extension of 2021-2022 General Engineering Consultant, Contract No. C-757A.....	4 - 5
11. Appointment. of David Garloch to Toll Bridge Monitor II, Northern Region.....	5
12. Appointment of Christopher Kollie to Toll Supported Bridge Monitor II, Southern Region.....	6
13. Appointment of James Foster to Control Center Monitor II.....	6
14. Create Seven Customer Service Representative/ Toll Auditor Positions and Appoint the Identified Individuals for the Stated Region....	7
15. Appointment of Richard Evans to Human Resources Investigator and Compliance Coordinator Position.	7 - 8

DELAWARE RIVER JOINT TOLL BRIDGE COMMISSION

Meeting of October 28, 2024

16. Promotion of Control Center Employee (1) Individual.....	8
17. Approval of Retirement Benefits, Emile M. Karam, Toll Collector.....	8
18. Approve Payment of Invoices, Chiesa, Shahinian & Giantomasi, NJ Labor Counsel.....	9
19. Approve Payment of Invoices, Archer Law, PA General Counsel.....	9 - 10
20. Approve Payment of Invoices, Stradley Ronon, PA Labor Counsel.....	10
21. Approve Payment of Invoices, Florio, Perrucci, Steinhardt and Cappelli, NJ General Counsel.....	10 - 11
22. Invite Any Comments from the Public.....	11 - 16
23. Scheduling of the November 25, 2024 Meeting	16 - 17
24. Adjournment.....	17 - 18

DELAWARE RIVER JOINT TOLL BRIDGE COMMISSION
Meeting of October 28, 2024

CALL TO ORDER

The Regular Monthly Meeting of the Delaware River Joint Toll Bridge Commission was called to order at the Scudder Falls Administration Building via Microsoft Teams and in person on Monday, October 28, 2024, at 10:36 a.m. pursuant to notice properly forwarded to each member in compliance with the by-laws. Joseph J. Resta, Executive Director presided at this meeting.

APPEARANCES:

COMMISSION MEMBERS:

Hon. Aladar Komjathy (New Jersey)
Hon. Michael Lavery (New Jersey)
Hon. Daniel Grace (Pennsylvania)
Hon. Pamela Janvey (Pennsylvania)
Hon. Yuki Moore Laurenti (New Jersey)
Hon. Ismail Shahid (Pennsylvania)
Hon. John Christy (Pennsylvania)
Hon. Lori Ciesla (New Jersey)

COMMISSION MEMBERS ABSENT:

Hon. Daniella DeLeon (Pennsylvania)

COMMISSION COUNSEL:

Jonathan Bloom, Stradley Ronon, Pennsylvania
Shelley Smith, Archer Law, Pennsylvania
Seth Tipton, Florio, Perrucci Steinhardt & Cappelli, New Jersey
Brian O’Neill, Chiesa, Shahinian & Giantomasi, New Jersey

GOVERNORS’ REPRESENTATIVES:

Dorian Smith, NJ Governor’s Office
Anthony Luker, PA Governor’s Office

COMMISSION STAFF MEMBERS:

Arnold Conoline, Chief Administrative Officer
Kevin Skeels, Chief Engineer
Qiyang (Tracy) Zhao, Chief Financial Officer
Joseph Donnelly, Deputy Executive Director of Communications
Charmaine Graves, Comptroller
Mark Murranko, Deputy Executive Director of Operations

DELAWARE RIVER JOINT TOLL BRIDGE COMMISSION
Meeting of October 28, 2024

Joanna Cruz, Human Resources Director
Jodee Inscho, Director of Community Affairs
Donna Tronolone, Administrative Generalist, Executive Office
Heather McConnell, Executive Administrative Generalist/Commissioner Liaison

PROFESSIONAL ASSOCIATES:

Pete Peterson, Bellevue Associates
Alex Styer, Bellevue Associates

OTHERS:

W. Scott Miller, Upper Makefield PA.
Carolyn Gadbois, Lambertville NJ.
Tom Cino, Upper Makefield PA.
Lucyille Walter, Mercer County Commissioner

ROLL CALL

Joseph Resta, Executive Director, in his capacity as Secretary for this Meeting called the roll, and at the conclusion thereof, reported that there was a quorum present-there being four members present from the Commonwealth of Pennsylvania and four members present from the State of New Jersey.

WELCOMING REMARKS OF THE EXECUTIVE DIRECTOR

Executive Director Resta welcomed those persons whose identities are set forth hereinabove under "Appearances".

INTRODUCE ANY COMMENTS FROM THE PUBLIC

Executive Director Resta addressed the meeting and said:

This is the portion of the meeting where I invite any comments on agenda items from the public. The Commission has instituted a new procedure for public comments. Speakers will be allowed one three-minute time frame to provide comment. There will be no repeat speakers and no yielding time to another speaker. Again, this is for agenda items from the public. Thank you.

EXECUTIVE DIRECTOR'S REPORT

Good morning, commissioners, today's agenda includes resolutions for independent financial audit services and a scheduled extension of our general engineering consultant inspection services. Both contracts are vital to our work here at the Commission and we ask for your support.

As you are aware, staff has been working for the past months in development of the 2025 operating and 2025-2026 capital budgets, the review of which will begin with Commissioners in the coming

DELAWARE RIVER JOINT TOLL BRIDGE COMMISSION
Meeting of October 28, 2024

weeks, and, as always, we thank our unpaid Commissioners for their time and attention during our budget review cycles.

In preparation for the Commission's soft conversion to all-electronic tolling in January of 2025, there are personnel actions for your consideration today for the creation of customer service center/toll system auditors. These positions will conduct daily monitoring of our in-lane electronic toll collection system and provide better service to our patrons with future customer service walk-in centers and better capability to address customer's needs.

In closing, we also have other hiring resolutions for your consideration today, bridge monitor, control center monitor, and HR Investigator/CDL Compliance Coordinator. Commissioners, please support these and all resolutions on today's agenda.

Thank you, Mr. Chairman, this concludes my comments.

APPROVAL OF MINUTES FOR COMMISSION MEETING HELD SEPTEMBER 30, 2024

R: 5025-10-24-ADM-01-10-24

Executive Director Resta addressed the meeting and requested the adoption of a Resolution approving the Minutes of the Commission Meeting held September 30, 2024.

At the conclusion of the review, Chairman Komjathy moved and Vice Chair Janvey seconded the adoption of the following Resolution:

"RESOLVED: by the Delaware River Joint Toll Bridge Commission at its Regular Meeting assembled this 28th day of October 2024 that the Minutes of the Commission Meeting held on September 30, 2024, be adopted and the same hereby are approved."

Executive Director Resta reported that there were four affirmative votes from New Jersey, and four affirmative votes from Pennsylvania.

Executive Director Resta then invited any further questions on the Resolution. No further questions were presented, and the Resolution was unanimously adopted.

APPROVAL OF OPERATIONS REPORT-MONTH OF SEPTEMBER 2024

R: 5026-010-24-ADM-02-10-24

Executive Director Resta addressed the meeting and asked if there were any questions on any of the reports contained in the "Operations Report".

At the conclusion of the review, Vice Chair Janvey moved and Chairman Komjathy seconded the adoption of the following Resolution:

DELAWARE RIVER JOINT TOLL BRIDGE COMMISSION
Meeting of October 28, 2024

“**RESOLVED:** by the Delaware River Joint Toll Bridge Commission at its Regular Meeting assembled this 28th Day of October 2024 that the Operations Report, which reflects Commission activity for the month of September 2024 is hereby approved.”

Executive Director Resta reported that there were four affirmative votes from New Jersey, and four affirmative votes from Pennsylvania.

Executive Director Resta then invited any further questions on the Resolution. No further questions were presented, and the Resolution was unanimously adopted.

FINANCIAL AUDIT SERVICES-AWARD OF CONTRACT

R: 5027-10-24-PROF-01-10-24

Executive Director Resta addressed the Meeting and asked the Commission Members, if, after their review, there were any questions.

At the conclusion of the review, Commissioner Shahid moved and Commissioner Lavery seconded the adoption of the following Resolution:

“**RESOLVED:** By the Delaware River Joint Toll Bridge Commission at its Regular Meeting assembled this 28th Day of October 2024, that the Commission award Financial Audit Services Contract to SB & Company with 3-year term and two optional 1-year extensions for total amount \$237,500.00.

“**RESOLVED:** Identify the Operating Fund as the source of funds required for payment of any invoices.

“**RESOLVED:** The Executive Director is hereby authorized to approve and execute all necessary contracts on behalf of the Commission and engage SB & Company to perform financial audit services for fiscal year 2024 through fiscal year 2028.”

Executive Director Resta reported that there were four affirmative votes from New Jersey, and four affirmative votes from Pennsylvania.

Executive Director Resta then invited any further questions on the Resolution. No further questions were presented, and the Resolution was unanimously adopted.

EXTENSION OF 2021-2022 GENERAL ENGINEERING CONSULTANT, CONTRACT NO. C-757A

R:5028-10-24-ENG-01-10-24

Executive Director Resta addressed the Meeting and asked the Commission Members, if, after their review, there were any questions.

DELAWARE RIVER JOINT TOLL BRIDGE COMMISSION
Meeting of October 28, 2024

At the conclusion of the review, Commissioner Christy moved and Commissioner Ciesla seconded the adoption of the following Resolution:

“RESOLVED: By the Delaware River Joint Toll Bridge Commission at its Regular Meeting assembled this 28th Day of October 2024, that the Commission authorize the Executive Director to exercise the second of two (2) options to extend Contract No. C-757A, a Professional Services Agreement with Pickering, Corts & Summerson (PCS) to provide General Engineering Consulting (GEC) Services to the Delaware River Joint Toll Bridge Commission, by two (2) years, for the 2025 & 2026 calendar years for an amount not to exceed \$730,000.

“RESOLVED: Identify the Operating Fund as the source of funds required for payment of any invoices.

“RESOLVED: The Executive Director is hereby authorized to approve and execute all necessary contracts on behalf of the Commission.”

Executive Director Resta reported that there were four affirmative votes from New Jersey, and four affirmative votes from Pennsylvania.

Executive Director Resta then invited any further questions on the Resolution. No further questions were presented, and the Resolution was unanimously adopted.

APPOINTMENT OF DAVID GARLOCH TO TOLL BRIDGE MONITOR II, NORTHERN REGION

R:5029-10-24-PER-01-10-24

Executive Director Resta addressed the Meeting and asked the Commission Members, if, after their review, there were any questions.

At the conclusion of the review, Commissioner Lavery moved and Commissioner Grace seconded the adoption of the following Resolution:

“RESOLVED: By the Delaware River Joint Toll Bridge Commission at its Regular Meeting assembled this 28th Day of October 2024, that David Garloch be appointed to the position of Toll Bridge Monitor II, Northern Region, in the Public Safety and Bridge Security Division. Compensation shall be set at \$48,000 per annum, which is the starting salary for the Toll Bridge Monitor II position in accordance with the Salary Table effective January 1, 2024. The appointment to be made pending satisfactory completion of the required personnel processing.”

Executive Director Resta reported that there were four affirmative votes from New Jersey, and four affirmative votes from Pennsylvania.

Executive Director Resta then invited any further questions on the Resolution. No further questions were presented, and the Resolution was adopted.

DELAWARE RIVER JOINT TOLL BRIDGE COMMISSION
Meeting of October 28, 2024

APPOINTMENT OF CHRISTOPHER KOLLIE TO TOLL SUPPORTED BRIDGE MONITOR II, SOUTHERN REGION

R: 5030-10-24-PER-02-10-24

Executive Director Resta addressed the Meeting and asked the Commission Members, if, after their review, there were any questions.

At the conclusion of the review, Commissioner Laurenti moved and Vice Chair Janvey seconded the adoption of the following Resolution:

“RESOLVED: By the Delaware River Joint Toll Bridge Commission at its Regular Meeting assembled this 28th Day of October 2024, that Christopher Kollie be appointed to the position of Toll Supported Bridge Monitor II, Southern Region, in the Public Safety and Bridge Security Division. Compensation shall be set at \$48,000 per annum, which is the starting salary for the Toll Supported Bridge Monitor II position in accordance with the Salary Table effective January 1, 2024. The appointment to be made pending satisfactory completion of the required personnel processing.”

Executive Director Resta reported that there were four affirmative votes from New Jersey, and four affirmative votes from Pennsylvania.

Executive Director Resta then invited any further questions on the Resolution. No further questions were presented, and the Resolution was unanimously adopted.

APPOINTMENT OF JAMES FOSTER TO CONTROL CENTER MONITOR II

R: 5031-10-24-PER-03-10-24

Executive Director Resta addressed the Meeting and asked the Commission Members, if, after their review, there were any questions.

At the conclusion of the review, Commissioner Grace moved and Commissioner Laurenti seconded the adoption of the following Resolution:

“RESOLVED: By the Delaware River Joint Toll Bridge Commission at its Regular Meeting assembled this 28th Day of October 2024, that James Foster be appointed to the position of Control Center Monitor II in the Public Safety and Bridge Security Division. Compensation shall be set at \$51,283, which is the starting salary for the Control Center Monitor II position in accordance with the Salary Table effective January 1, 2024. The appointment to be made pending satisfactory completion of the required personnel processing.”

Executive Director Resta reported that there were four affirmative votes from New Jersey, and four affirmative votes from Pennsylvania.

Executive Director Resta then invited any further questions on the Resolution. No further questions were presented, and the Resolution was unanimously adopted.

DELAWARE RIVER JOINT TOLL BRIDGE COMMISSION
Meeting of October 28, 2024

CREATE SEVEN CUSTOMER SERVICE REPRESENTATIVE/TOLL AUDITOR POSITIONS AND APPOINT THE IDENTIFIED INDIVIDUALS FOR THE STATED REGION

R: 5032-10-24-PER-04-10-24

Executive Director Resta addressed the Meeting and asked the Commission Members, if, after their review, there were any questions.

At the conclusion of the review, Chairman Komjathy moved and Vice Chair Janvey seconded the adoption of the following Resolution:

“RESOLVED: By the Delaware River Joint Toll Bridge Commission at its Regular Meeting assembled this 28th Day of October 2024, that the Commission authorizes the creation of seven Customer Service Representative/Toll Auditor positions in the E-Z Pass Department and appoint the individuals identified below to those positions. Compensation shall be set at \$56,907 per annum, for each employee, which is the starting salary for this position: Gina Zabala Torres Toll Collector, Khadija Ambari Toll Collector, Tracy Genest Administrative Generalist, Antoinette Cicale Toll Collector, Jeanine Loeffler Administrative Specialist, Kelley Giardina Toll Collector, Eileen Kay Barthold Toll Collector. The appointment to be made pending satisfactory completion of the required personnel processing.”

Executive Director Resta reported that there were four affirmative votes from New Jersey, and four affirmative votes from Pennsylvania.

Executive Director Resta then invited any further questions on the Resolution. No further questions were presented, and the Resolution was unanimously adopted.

APPOINTMENT OF RICHARD EVANS TO HUMAN RESOURCES INVESTIGATOR AND COMPLIANCE COORDINATOR POSITION

R: 5034-10-24-PER-05-10-24

Executive Director Resta addressed the Meeting and asked the Commission Members, if, after their review, there were any questions.

At the conclusion of the review, Commissioner Shahid moved and Commissioner Lavery seconded the adoption of the following Resolution:

“RESOLVED: By the Delaware River Joint Toll Bridge Commission at its Regular Meeting assembled this 28th Day of October 2024, that Richard Evans be appointed to the position of Human Resources Investigator and Compliance Coordinator in the Human Resources Department. Compensation shall be set at \$76,902 per annum, which is starting salary for that position in accordance with the Salary Table effective January 1, 2024. The appointment to be made pending satisfactory completion of the required personnel processing.”

DELAWARE RIVER JOINT TOLL BRIDGE COMMISSION
Meeting of October 28, 2024

Executive Director Resta reported that there were four affirmative votes from New Jersey, and four affirmative votes from Pennsylvania.

Executive Director Resta then invited any further questions on the Resolution. No further questions were presented, and the Resolution was unanimously adopted.

PROMOTION OF CONTROL CENTER EMPLOYEE (1) INDIVIDUAL

R: 5035-10-24-PER-06-10-24

Executive Director Resta addressed the Meeting and asked the Commission Members, if, after their review, there were any questions.

At the conclusion of the review, Vice Chair Janvey moved and Commissioner Ciesla seconded the adoption of the following Resolution:

“RESOLVED: By the Delaware River Joint Toll Bridge Commission at its Regular Meeting assembled this 28th Day of October 2024, that the Commission authorizes the Executive Director to affect the promotion of the following employees, at the stated salaries at the start of the first pay period after the approval of this Resolution to the classifications indicated: Susan Mitstifer CC Control Center Monitor I \$59,488.”

Executive Director Resta reported that there were four affirmative votes from New Jersey, and four affirmative votes from Pennsylvania.

Executive Director Resta then invited any further questions on the Resolution. No further questions were presented, and the Resolution was unanimously adopted.

APPROVAL OF RETIREMENT BENEFITS, EMILE M. KARAM, TOLL COLLECTOR

R: 5035-10-24-PER-07-10-24

Executive Director Resta addressed the Meeting and asked the Commission Members, if, after their review, there were any questions.

At the conclusion of the review, Commissioner Christy moved and Commissioner Lavery seconded the adoption of the following Resolution:

“RESOLVED: By the Delaware River Joint Toll Bridge Commission at its Regular Meeting assembled this 28th Day of October 2024, that subject to applicable practices and procedures, the Commission approves the provision of retirement benefits to Emile M. Karam, who is to retire on January 18, 2025.”

Executive Director Resta reported that there were four affirmative votes from New Jersey, and four affirmative votes from Pennsylvania.

Executive Director Resta then invited any further questions on the Resolution. No further questions were presented, and the Resolution was unanimously adopted.

DELAWARE RIVER JOINT TOLL BRIDGE COMMISSION
Meeting of October 28, 2024

Executive Director Resta addressed the meeting and said:

As is common with past practice, we will recite all of our ratifications of legal invoices in a group and do one voice vote for passage of same.

APPROVAL FOR PAYMENT OF INVOICES, CHIESA, SHAHINIAN & GIANTOMASI, NJ LABOR COUNSEL

R: 5036-10-24-ACCT-01-10-24

Executive Director Resta addressed the Meeting and asked the Commission Members, if, after their review, there were any questions.

At the conclusion of the review, Vice Chair Janvey moved and Chairman Komjathy seconded the adoption of the following Resolution:

“RESOLVED: By the Delaware River Joint Toll Bridge Commission at its Regular Meeting assembled this 28th Day of October 2024, authorizes payment of invoices #621226, #621225, in the total amount due of \$ 3,625.00 for professional services rendered by Chiesa, Shahinian & Giantomasi, New Jersey Labor Counsel.

“RESOLVED: Identifying the Operating Fund as the source of funds required for any and all disbursements.”

Executive Director Resta reported that there were four affirmative votes from New Jersey, and four affirmative votes from Pennsylvania.

Executive Director Resta then invited any further questions on the Resolution. No further questions were presented, and the Resolution was unanimously adopted.

APPROVE PAYMENT OF INVOICES, ARCHER LAW, PA GENERAL COUNSEL

R: 5037-10-24-ACCT-02-10-24

Executive Director Resta addressed the Meeting and asked the Commission Members, if, after their review, there were any questions.

At the conclusion of the review, Vice Chair Janvey moved and Chairman Komjathy seconded the adoption of the following Resolution:

“RESOLVED: By the Delaware River Joint Toll Bridge Commission at its Regular Meeting assembled this 28th Day of October 2024, authorizes payment of invoices #4335024, #4335025, #4335026, #4335027, #4335028 and #4335029 in the total amount of \$6,722.06 for Professional Services Rendered.

“RESOLVED: Identifying the Operating Fund as the source of funds required for any and all disbursements.”

DELAWARE RIVER JOINT TOLL BRIDGE COMMISSION
Meeting of October 28, 2024

Executive Director Resta reported that there were four affirmative votes from New Jersey, and four affirmative votes from Pennsylvania.

Executive Director Resta then invited any further questions on the Resolution. No further questions were presented, and the Resolution was unanimously adopted.

APPROVE PAYMENT OF INVOICES, STRADLEY RONON, PA LABOR COUNSEL

R: 5038-10-24-ACCT-03-10-24

Executive Director Resta addressed the Meeting and asked the Commission Members, if, after their review, there were any questions.

At the conclusion of the review, Vice Chair Janvey moved and Chairman Komjathy seconded the adoption of the following Resolution:

“RESOLVED: By the Delaware River Joint Toll Bridge Commission at its Regular Meeting assembled this 28th Day of October 2024, authorizes payment of invoice #24092312 in the total amount of \$ 1,950.00.

“RESOLVED: Identifying the Operating Fund as the source of funds required for any and all disbursements.”

Executive Director Resta reported that there were four affirmative votes from New Jersey, and four affirmative votes from Pennsylvania.

Executive Director Resta then invited any further questions on the Resolution. No further questions were presented, and the Resolution was unanimously adopted.

APPROVE PAYMENT OF INVOICES, FLORIO, PERRUCCI, STEINHARDT AND CAPPELLI, NJ GENERAL COUNSEL

R: 5039-10-24-ACCT-04-10-24

Executive Director Resta addressed the Meeting and asked the Commission Members, if, after their review, there were any questions.

At the conclusion of the review, Vice Chair Janvey moved and Chairman Komjathy seconded the adoption of the following Resolution

“RESOLVED: By the Delaware River Joint Toll Bridge Commission at its Regular Meeting assembled this 28th Day of October 2024, authorizes payment of invoice #635632 in the total amount due of \$ 282.50.

“RESOLVED: Identifying the Operating Fund as the source of funds required for any and all disbursements.”

DELAWARE RIVER JOINT TOLL BRIDGE COMMISSION
Meeting of October 28, 2024

Executive Director Resta reported that there were four affirmative votes from New Jersey, and four affirmative votes from Pennsylvania.

Executive Director Resta then invited any further questions on the Resolution. No further questions were presented, and the Resolution was unanimously adopted.

INVITE ANY COMMENTS FROM THE PUBLIC

Executive Director Resta addressed the meeting and said:

This is the portion of the meeting where we invite any new business comments from the public. We do have a few in person. I'm not sure if there are any on-line, but we will check with that after the in-person speakers. The first of which will be Lucylle Walter, Mercer County Commissioner.

Lucylle Walter, Mercer County Commissioner addressed the meeting and said:

Thank you. First, I just want to say the building is beautiful. I haven't been here before. It's absolutely gorgeous. I rise today not to speak as a county commissioner, per se, but to speak on behalf of my constituents. There have been people who have come to me with concerns about the only way to pay a toll is by on-line for E-Z Pass. These create some financial problems for people as money is withdrawn from their accounts at kind of odd times and they have their accounts go over. I know that does not sound like something that most of the people in this room would worry about, but for people that are living paycheck to paycheck having \$38 or \$45 withdrawn out of their account kind of unpredictably can create a problem. Some people still don't have credit cards or checking accounts, and we need to be aware of that. Additional fees that we are charging to non-E-Z Pass passenger drivers, they're affecting the people that can afford it least, whether it is the school student working at the mall or somebody servicing us at a restaurant or filling our gas tank in New Jersey. Those are the people that are being affected by the higher rates of tolls. So, I think it should be considered. They should be able to pay in cash and they should be able to pay the lowest fee possible. These are students and people working jobs that are barely making it day to day and these fees are greatly affecting them. Some people don't like being tracked. I had a woman come to me. She was a domestic violence victim. The toll bridge she crossed over, that letter was sent to her abuser. He was then able to locate her. We need to be aware that there are reasons why people might want to pay in cash and not be tracked. And I think it is up to all of us to be aware of the least in our society because sometimes we lose track of that. Lastly, this is something I've said before early on when we were going to E-Z Pass. You and I, for the most part, I would assume we all have E-Z Pass. We travel through the country. We use our E-Z Pass. It is a wonderful advantage and we are able to move along at the speed we want to, but we have to realize that it is not appropriate for everybody and that the ability to be tracked may affect somebody very negatively, you would not want that responsibility. And for those people that are receiving bank fees because their E-Z Pass is withdrawn from their account and maybe their checks are not hitting in time, for those people that are crossing the bridge more than they expected because they are trying to get some overtime hours, I think we need to be aware of their need to be serviced. Thank you.

DELAWARE RIVER JOINT TOLL BRIDGE COMMISSION
Meeting of October 28, 2024

Executive Director Resta addressed the meeting and said:

Thank you for your comments. Carolyn Gadbois, Lambertville. Hi, can you spell your last name, for the record, please?

Carolyn Gadbois of Lambertville addressed the meeting and said:

G-a-d-b-o-i-s.

Executive Director Resta addressed the meeting and said:

How are you?

Carolyn Gadbois of Lambertville addressed the meeting and said:

I'm good. How are you?

Executive Director Resta addressed the meeting and said:

Doing well.

Carolyn Gadbois of Lambertville addressed the meeting and said:

I just wanted to follow up regarding the impending closure of the Lambertville-New Hope Bridge in the coming year. In January, we have discussion regarding the bolt that needs to be fixed, critical juncture. I'm working with the Chamber of Commerce, Lambertville alongside the New Hope Chamber and we are trying to kind of plan for our businesses to kind of be able to navigate this and I'm wondering if we have any idea of the projected two-week period of time in which the construction and closure would be occurring.

Executive Director Resta addressed the meeting and said:

Do we have that scheduled?

Kevin Skeels Chief Engineer addressed the meeting and said:

It is going to be scheduled sometime after the new year.

Executive Director Resta addressed the meeting and said:

We have yet to put the friction clamp in place. That's expected the first week of December.

Carolyn Gadbois of Lambertville addressed the meeting and said:

That's the overnight closures, the friction clamp?

DELAWARE RIVER JOINT TOLL BRIDGE COMMISSION
Meeting of October 28, 2024

Executive Director Resta addressed the meeting and said:

Yeah. There will be two overnight closures to tension that clamp and after the new year we will look to replace that.

Carolyn Gadbois of Lambertville addressed the meeting and said:

If we could potentially try to home in on those two-week period time preventatively typically as a goal. I was speaking with the business community. A lot of businesses take a vacation in January after the holiday. Again, we appreciate pushing this work out off until the new year. We greatly appreciate it with regard to the shopping community, but a lot of the businesses do plan closures or plan construction or plan things around that period of time. And knowing when that two-week period is going to happen would allow a lot of businesses to adjust their ordering, adjust their food schedule, adjust their labor schedule. You know, a lot of those expenses can really damage you if you do take a 20, 30, 40 percent hit when the bridge is closed. Being able to cut labor or cut your orders. You know, if I order too much milk, my milk has a 14-day window, I'm out of luck. And that's just one very small percentage of a much larger system of ordering and operations. Labor is a key issue as well. So, if the Commissioners could work with the construction officials to home in on that period of time not only could our business plan better and plan for closure, but additionally we as the chambers could collaborate on potential ways to boost business during that time. We are talking about doing a restaurant week. We are talking about doing reopening kind of celebrations in some way and we would really appreciate it if we could kind of like lock that in, understanding weather and other things, of course, have an impact. Is there any way to ask that of the Commission?

Executive Director Resta addressed the meeting and said:

Yes. Part of the problem that we have right now are we have all of the parts that are needed for the repairs are custom fabricated. There are no bridge parts at Lowe's, so everything has to be made and we are still really awaiting the kind of finalization on the fabrication schedules. Once we have the parts in hand, we definitely will announce it. It is just not quite yet, but we will announce it as soon as we can.

Carolyn Gadbois of Lambertville addressed the meeting and said:

Do you have a projected understanding of when that is going to be?

Executive Director Resta addressed the meeting and said:

Yeah. First couple weeks in January. That's all we have.

Carolyn Gadbois of Lambertville addressed the meeting and said:

The closure with the understanding of when the parts will be in hand.

DELAWARE RIVER JOINT TOLL BRIDGE COMMISSION
Meeting of October 28, 2024

Executive Director Resta addressed the meeting and said:

The first week of December. That's for the friction clamp but there are actual repair parts that are required in January that also --

Carolyn Gadbois of Lambertville addressed the meeting and said:

You understand what I'm asking?

Executive Director Resta addressed the meeting and said:

I understand what you are asking.

Carolyn Gadbois of Lambertville addressed the meeting and said:

I would really appreciate it if you guys could try to kind of keep us in mind as planning. It would go a long way with the business community in trying to help us out.

Executive Director Resta addressed the meeting and said:

Thank you.

Carolyn Gadbois of Lambertville addressed the meeting and said:

Thank you.

Chairman Komjathy addressed the meeting and said:

Carolyn, I'm on them all the time.

Carolyn Gadbois of Lambertville addressed the meeting and said:

I'm on you all the time. And no coffee comes for free, Al.

Chairman Komjathy addressed the meeting and said:

That's right. And the second thing is I just want to say I go down there couple times a week to check on the progress. It's amazing what's been done. The bridge, the painting and the work looks really good. The folks, I can't say enough about the team that's been there. Gotten a lot of compliments from the folks that are on the ground there and the businesspeople and some of the elected in town about the communication between the folks that are there, so... I know everything is not perfect. Obviously, it's going a little bit longer than we thought, but the fact of the matter is stuff was caught. I think the project is, you know, with the ability to cross the bridge and everything through the entire process has made a big -- especially we have had a wonderful fall weather wise, and the town has been packed, you know, since the summer, so it's, knock on wood, it's good.

DELAWARE RIVER JOINT TOLL BRIDGE COMMISSION
Meeting of October 28, 2024

Thanks for keeping us on our toes and if you need anything, you know where to find me or I know where to find you.

Carolyn Gadbois of Lambertville addressed the meeting and said:

Yeah. You know that's what I'm here for. I appreciate you.

Chairman Komjathy addressed the meeting and said:

Thank you.

Executive Director Resta addressed the meeting and said:

Thank you. Mr. Scott Miller, Upper Makefield.

W. Scott Miller of Upper Makefield Township addressed the meeting and said:

I just wanted to -- you recently had a bridge either inspection or repair, whatever, at the crossing bridge where they had to stop traffic, alternately one way and one way. And it's -- if that would ultimately be one of the solutions of the bridge that is under consideration for now?

Executive Director Resta addressed the meeting and said:

That has -- basically was for inspection services. It has nothing to do with any potential alternatives that would follow the NEPA process a couple years from now.

W. Scott Miller of Upper Makefield Township addressed the meeting and said:

And also, finally, it's doubly important that the historic nature of the park and the buildings and environment be kept in mind throughout all these deliberations. Thank you.

Executive Director Resta addressed the meeting and said:

Yes. That's an important part of the NEPA process. Thank you. Tom Cino, Upper Makefield.

Tom Cino of Upper Makefield Township addressed the meeting and said:

Good morning. My name's Tom Cino. I am a member of the Upper Makefield Board of Supervisors. We remain opposed to any major construction that will change the dimensions of the bridge and the impacts of traffic, et cetera. You all heard the story. Our bridge, all of our bridges, a part of this historical village. Its iconic image is shown everywhere when people talk about the village as seen recently on the national stage and other national press with presidential candidates' visits, et cetera. So, obviously, we encourage the protection of that structure and that iconic image. Additionally, I wanted to make you aware that the township has multiple committees that are working on improvements to the Village of Washington Crossing on the Pennsylvania side for the 250th anniversary. The township has also applied for multiple grants to install some of those

DELAWARE RIVER JOINT TOLL BRIDGE COMMISSION
Meeting of October 28, 2024

improvements. Obviously, the uncertainty of what happens at the bridge plays a part of this. I want to let you know that we are proceeding with these -- with this project without knowing what those changes may be. We are proceeding as if there will be no changes. We certainly encourage all the efforts that you are making to protect the historical value of the bridge and of the village. So, I would like you to be aware of that. If there is any communication that we can have back and forth as things develop, the sooner the better because there is a fair amount of money and effort that's going into that.

Executive Director Resta addressed the meeting and said:

Well, as you know, nothing will be done to the bridge until after a NEPA process and after alternatives are met and evaluated. That's clearly well-after 2026 when all your events occur. We've stated that kind of repeatedly.

Tom Cino of Upper Makefield Township addressed the meeting and said:

Understand.

Executive Director Resta addressed the meeting and said:

Thank you, sir.

Tom Cino of Upper Makefield Township addressed the meeting and said:

Thank you.

Executive Director Resta addressed the meeting and said:

Are any folks on Teams that wish to make public comment on new business? Thank you.

SCHEDULING OF THE NOVEMBER 25, 2024, MEETING

Executive Director Resta addressed the Meeting and stated that the Commission's next meeting is scheduled to be held Monday, November 25, 2024

This meeting will be called to Order at 10:30 a.m. at the Scudder Falls Administration Building, 1199 Woodside Road, Yardley, PA 19067.

Executive Director Resta assured the Commission Members that an "Official Notice of Meeting" would be forwarded to each and every Member of the Commission.

Executive Director Resta addressed the meeting and said:

May we have a motion for adjournment?

DELAWARE RIVER JOINT TOLL BRIDGE COMMISSION
Meeting of October 28, 2024

Chairman Komjathy addressed the meeting and said:

Mr. Resta, wait. Before we adjourn, I just want to make sure the Commissioners have on their agenda. I would like to have all of you, if you can, be here at our December meeting. We are voting on the budget and normally that's the one time I like to have, if I can, all the Commissioners come in that day.

Commissioner Lavery addressed the meeting and said:

Can I just make a comment? I just want to say the people that are concerned about, I mean, you have a beautiful town on this side of the river, so I for one wouldn't want to do anything that would impact that town. The bridge is a problem and one of our charges is to make sure that the bridges are safe for people to transport themselves back and forth, but I just want you to know that the Commissioners do hear your concerns and we take them very seriously and, like I said, I for one hopefully will still be here when this finally is voted on in a couple years, but we have beautiful towns on both sides of the river and I wouldn't want to see anything that would impact them adversely.

Chairman Komjathy addressed the meeting and said:

And I don't want to hear from the -- I don't care what party it is, vice-president or president, to come in say that we did something. As a matter of fact, our -- the Commission was involved heavily with the things that went on there on the safety side of it. We were asked to, you know, be part of it which we were. Commissioner Lavery said, we take these things seriously. You folks have been coming to our meetings now for better part of almost a year and we know where you are coming from and there is a process, and you will be part of that process. Like both our Governors' offices are here on a regular basis. We are in contact with them so that they know what is going on, too. We are not operating in a vacuum.

Tom Cino of Upper Makefield Township addressed the meeting and said:

We recognize and appreciate your initiatives and responsibility and we appreciate the recognition of our members.

Executive Director Resta addressed the meeting and said:


Thank you. Motion to adjourn

ADJOURNMENT

Chairman Komjathy then moved that the Meeting be adjourned, and Commissioner Christy seconded. The voice vote was unanimously affirmative, and the Meeting was adjourned at 11:04 a.m., Monday, October 28, 2024.

DELAWARE RIVER JOINT TOLL BRIDGE COMMISSION
Meeting of October 28, 2024

Prepared and submitted by:


HEATHER L. MCCONNELL
Executive Administrative Generalist/
Commissioner Liaison

Attested by:


ARNOLD J. CONOLINE
Assistant Secretary/Treasurer

Approved by:


JOSEPH J. RESTA
Executive Director

DELAWARE RIVER JOINT TOLL BRIDGE COMMISSION

Meeting of October 28, 2024

FINANCE

The following Pages reflect the reports on those items assigned to the Finance Department. Each item is reported separately and page numbered accordingly.

DELAWARE RIVER JOINT TOLL BRIDGE COMMISSION

Meeting of October 28, 2024

September Financial Report

SUBJECT	DESCRIPTION	PAGE NUMBER
Accounting	Status of Cash Balances at September 30, 2024	1
Accounting	Status of Bond Retirement at September 30, 2024	2
Accounting	Status of Investments at September 30, 2024	3-7
Accounting	Status of Toll Traffic and Revenue & Toll Supported Traffic Month of September 2024 Compared with Month of September 2023	8-23
Accounting	Statistical Summary of Expenditures on Toll Bridges and Toll Supported Bridges Accounts for the Period September 1, 2024, through September 30, 2024	24-32
Accounting	Statement of Revenue and Expenses: Nine Months Period ending September 30, 2024	33

DELAWARE RIVER JOINT TOLL BRIDGE COMMISSION

Meeting of October 28, 2024

There follows Cash Balances of the Commission at September 30, 2024 for the information and review of the Members:

COMMISSION CASH DEPOSITS

Wells Fargo Bank, N. A.

Revenue Fund	6,244,624
Payroll Fund	56,829
Insurance Clearing Account	750,000
TOTAL	\$ 7,051,453

CASH DEPOSIT GUARANTEES

Wells Fargo Bank PA ACT 72 FULL BALANCE

DELAWARE RIVER JOINT TOLL BRIDGE COMMISSION

Meeting of October 28, 2024

STATUS OF BRIDGE REVENUE BONDS AT September 30, 2024

Maturity	SERIES 2015			SERIES 2017			SERIES 2019A			SERIES 2019B			Total	
	Yield	Principal Amount	Maturities & Calls	Yield	Principal Amount	Maturities & Calls	Yield	Principal Amount	Maturities & Calls	Yield	Principal Amount	Maturities & Calls	Average Yield	Remaining Outstanding
7/1/2019	0	2,410,000	2,410,000											
7/1/2020	1.62%	2,540,000	2,540,000	1.00%	945,000	945,000	1.17%	505,000	505,000	1.17%	6,015,000	6,015,000		-
7/1/2021	1.86%	2,540,000	2,540,000	1.00%	875,000	875,000	1.20%	435,000	435,000	1.20%	5,945,000	5,945,000		-
7/1/2022	2.10%	2,695,000	2,695,000	1.81%	1,740,000	1,740,000	1.23%	455,000	455,000	1.23%	6,255,000	6,255,000		-
7/1/2022							0.00%							-
7/1/2023	2.34%	2,795,000	2,795,000	2.03%	1,865,000	1,865,000	1.25%	480,000	480,000	1.25%	6,565,000	6,565,000		-
7/1/2024	2.43%	2,935,000	2,935,000	2.31%	1,970,000	1,970,000	1.31%	8,015,000	8,015,000	1.31%	6,830,000	6,830,000		-
7/1/2025	2.55%	3,015,000		2.52%	1,070,000		1.40%	8,170,000		1.40%	7,195,000		1.64%	19,450,000
7/1/2026	2.73%	3,180,000					1.49%	8,585,000		1.49%	7,515,000		1.69%	19,280,000
7/1/2026														-
7/1/2027	3.10%	4,540,000		2.80%	20,000		1.59%	5,800,000		1.59%	7,880,000		1.97%	18,240,000
7/1/2027														-
7/1/2028	3.28%	3,380,000		2.95%	35,000		1.69%	9,410,000		1.69%	8,300,000		1.95%	21,125,000
7/1/2029	3.04%	3,480,000	3,480,000	3.08%	8,380,000		1.77%	3,725,000		1.77%	8,670,000		2.30%	20,775,000
7/1/2030	3.10%	3,670,000	3,670,000	3.19%	8,845,000		1.85%	3,930,000		1.85%	9,045,000		2.39%	21,820,000
7/1/2031	3.14%	3,785,000	3,785,000	3.27%	10,765,000		1.91%	4,055,000		1.91%	9,520,000		2.51%	24,340,000
7/1/2032	3.55%	545,000		3.35%	14,735,000		1.97%	725,000		1.97%	9,995,000		2.79%	26,000,000
7/1/2033	3.56%	10,595,000		3.41%	15,715,000		2.09%	760,000					3.43%	27,070,000
7/1/2034	3.60%	11,020,000		3.47%	16,500,000		2.16%	800,000					3.48%	28,320,000
7/1/2035	3.64%	11,460,000		3.52%	17,325,000		2.21%	835,000					3.53%	29,620,000
7/1/2036	3.73%	11,920,000		3.56%	18,190,000		2.25%	880,000					3.59%	30,990,000
7/1/2037		N/A		3.59%	22,015,000		2.29%	925,000					3.54%	22,940,000
7/1/2038		N/A		3.64%	23,115,000		2.32%	970,000					3.59%	24,085,000
7/1/2039		N/A		3.64%	24,270,000		2.35%	1,020,000					3.59%	25,290,000
7/1/2040		N/A		3.64%	25,485,000		2.50%	1,070,000					3.59%	26,555,000
7/1/2041		N/A		3.64%	26,760,000		2.50%	1,125,000					3.59%	27,885,000
7/1/2042		N/A		3.64%	28,100,000		2.50%	1,180,000					3.59%	29,280,000
7/1/2043		N/A		3.69%	15,930,000		2.50%	1,240,000					3.60%	17,170,000
7/1/2043		N/A		4.04%	13,575,000								4.04%	13,575,000
7/1/2044		N/A		3.69%	16,590,000		2.50%	1,300,000					3.60%	17,890,000
7/1/2044		N/A		4.04%	14,255,000								4.04%	14,255,000
7/1/2045		N/A		3.69%	17,275,000		3.04%	1,365,000					3.64%	18,640,000
7/1/2045		N/A		4.04%	14,965,000								4.04%	14,965,000
7/1/2046		N/A		3.69%	17,990,000		3.04%	1,405,000					3.64%	19,395,000
7/1/2046		N/A		4.04%	15,715,000								4.04%	15,715,000
7/1/2047		N/A		3.69%	18,745,000		3.04%	1,450,000					3.64%	20,195,000
7/1/2047		N/A		4.04%	16,490,000								4.04%	16,490,000
7/1/2048							3.04%	1,490,000					3.04%	1,490,000
7/1/2049							3.04%	1,535,000					3.04%	1,535,000
		\$ 86,505,000	\$ 26,850,000		\$ 430,250,000	\$ 7,395,000		\$ 73,640,000	\$ 9,890,000		\$ 99,730,000	\$ 31,610,000		\$ 614,380,000

Footnote: Series 2012A Bonds were Called on October 17, 2022.



**Delaware River Joint TBC
Purchases Report
Sorted by Fund - Maturity Date
September 1, 2024 - September 30, 2024**

CUSIP	Investment #	Fund	Sec. Type Issuer	Original Par Value	Purchase Date	Payment Periods	Principal Purchased	Accrued Interest at Purchase	Rate at Purchase	Maturity Date	YTM	Ending Book Value
General Reserve Fund												
85324TPA8	11147	01GRF	ACP SC NY	2,000,000.00	09/13/2024	02/10 - At Maturity	1,960,416.66		4.750	02/10/2025	4.846	1,965,166.66
55607KPB6	11143	01GRF	ACP MACQUA	4,000,000.00	09/06/2024	02/11 - At Maturity	3,915,733.32		4.800	02/11/2025	4.903	3,929,066.66
3130B2QD0	11146	01GRF	FAC FHLB	2,500,000.00	09/13/2024	03/10 - 09/10	2,500,000.00		4.070	09/10/2027	4.070	2,500,000.00
3130B2N43	11144	01GRF	FAC FHLB	4,000,000.00	09/10/2024	03/10 - 09/10	4,000,000.00		4.000	09/10/2029	4.000	4,000,000.00
			Subtotal	12,500,000.00			12,376,149.98		0.00			12,394,233.32
			Total Purchases	12,500,000.00			12,376,149.98		0.00			12,394,233.32

3



**Delaware River Joint TBC
Investment Classification
Sorted by Fund - Maturity Date
September 30, 2024**

DRJTBC

CUSIP	Investment #	Fund	Issuer	Investment Class	Par Value	YTM	Maturity Date	Market Price	Market Date	Market Value	Book Value	Reported Value
Debt Service Fund												
38145C752	10113	01DSF	Goldman Sachs Ila Fed Port	Amort	17,232.56	4.120		100.000	09/30/2024	17,232.56	17,232.56	17,232.56
Subtotal					17,232.56	4.120				17,232.56	17,232.56	17,232.56
General Reserve Fund												
38145C752	10115	01GRF	Goldman Sachs Ila Fed Port	Amort	0.00			100.000	09/30/2024	0.00	0.00	0.00
PAINVEST	10050	01GRF	PA Invest	Amort	0.00			100.000	09/30/2024	0.00	0.00	0.00
PAINVEST	10462	01GRF	PA Invest	Amort	35,329,024.98	5.125		100.000	09/30/2024	35,329,024.98	35,329,024.98	35,329,024.98
9128283D0	10900	01GRF	U.S. Treasury	Fair	5,000,000.00	0.484	10/31/2024	99.781	09/30/2024	4,989,062.50	5,007,179.73	4,989,062.50
86960JL11	11110	01GRF	Svenska Handelsbanken	Fair	3,000,000.00	5.502	11/01/2024	99.567	09/30/2024	2,987,028.00	2,986,411.66	2,987,028.00
64971XYN2	10875	01GRF	NYC Transitional Fin Authority	Fair	5,500,000.00	0.612	11/01/2024	99.704	09/30/2024	5,483,720.00	5,499,537.95	5,483,720.00
05253ALD0	11106	01GRF	ANZ New Zealand International	Fair	2,000,000.00	5.385	11/13/2024	99.415	09/30/2024	1,988,310.00	1,987,745.00	1,988,310.00
742651DX7	10945	01GRF	Private Expt Fdg	Fair	1,310,000.00	2.720	11/15/2024	99.601	09/30/2024	1,304,784.89	1,308,508.93	1,304,784.89
4497W0LM8	11107	01GRF	ING Funding LLC Commercial Pap	Fair	5,000,000.00	5.505	11/21/2024	99.293	09/30/2024	4,964,680.00	4,962,883.33	4,964,680.00
63763PMC0	11109	01GRF	National Securities Clearing	Fair	3,000,000.00	5.341	12/12/2024	99.044	09/30/2024	2,971,338.00	2,969,400.00	2,971,338.00
31849HN73	11115	01GRF	First Abu Dhabi Bank P.J.S.C	Fair	3,000,000.00	5.542	01/07/2025	98.743	09/30/2024	2,962,314.00	2,956,880.00	2,962,314.00
64952WEK5	10926	01GRF	New York Life Global	Fair	1,000,000.00	1.486	01/14/2025	99.001	09/30/2024	990,015.00	999,897.00	990,015.00
3130AN7P9	10889	01GRF	Federal Home Loan Bank	Fair	5,000,000.00	0.397	01/28/2025	98.684	09/30/2024	4,934,245.00	5,000,414.53	4,934,245.00
06741FP43	11135	01GRF	Barclays US Funding LLC	Fair	5,000,000.00	5.384	02/04/2025	98.391	09/30/2024	4,919,555.00	4,910,225.00	4,919,555.00
85324TPA8	11147	01GRF	Standard Chart NY	Fair	2,000,000.00	4.845	02/10/2025	98.307	09/30/2024	1,966,142.00	1,965,166.66	1,966,142.00
55607KPB6	11143	01GRF	Macquarie Group	Fair	4,000,000.00	4.903	02/11/2025	98.276	09/30/2024	3,931,060.00	3,929,066.66	3,931,060.00
13063DGB8	10983	01GRF	State of California	Fair	1,175,000.00	4.580	04/01/2025	99.499	09/30/2024	1,169,113.25	1,168,345.67	1,169,113.25
13063DGB8	11069	01GRF	State of California	Fair	1,125,000.00	4.811	04/01/2025	99.499	09/30/2024	1,119,363.75	1,117,218.75	1,119,363.75
13063DGB8	11117	01GRF	State of California	Fair	2,000,000.00	5.216	04/01/2025	99.499	09/30/2024	1,989,980.00	1,982,199.38	1,989,980.00
20772KGP8	11081	01GRF	Connecticut ST	Fair	2,000,000.00	4.722	04/15/2025	99.298	09/30/2024	1,985,960.00	1,983,527.80	1,985,960.00
98459LAA1	11038	01GRF	Yale University	Fair	1,500,000.00	5.357	04/15/2025	97.812	09/30/2024	1,467,181.50	1,465,652.63	1,467,181.50
63873JRU6	11137	01GRF	ATIXIS NY Brh	Fair	5,000,000.00	5.217	04/28/2025	97.481	09/30/2024	4,874,075.00	4,855,731.94	4,874,075.00
74172WAG1	10910	01GRF	Prince George County Rev Autho	Fair	1,130,000.00	1.002	05/01/2025	99.408	09/30/2024	1,123,310.40	1,146,395.95	1,123,310.40
037833BG4	10923	01GRF	Apple Inc	Fair	3,000,000.00	1.380	05/13/2025	99.248	09/30/2024	2,977,461.00	3,032,773.19	2,977,461.00
65558RAA7	10999	01GRF	Nordea Bank	Fair	2,040,000.00	5.030	06/06/2025	99.260	09/30/2024	2,024,912.16	2,021,590.40	2,024,912.16
341271AD6	10894	01GRF	Florida St Brd of Adm	Fair	4,000,000.00	0.752	07/01/2025	97.570	09/30/2024	3,902,800.00	4,016,088.54	3,902,800.00
3136G4D75	10825	01GRF	Federal National Mtg Assn	Fair	2,500,000.00	0.599	07/29/2025	97.128	09/30/2024	2,428,205.00	2,500,000.00	2,428,205.00
91282CHN4	11031	01GRF	U.S. Treasury	Fair	2,000,000.00	5.063	07/31/2025	100.531	09/30/2024	2,010,625.00	1,995,076.79	2,010,625.00

Data Updated: ~REPORT~: 10/02/2024 11:30

Run Date: 10/02/2024 - 11:31

Portfolio DRJ
AP
IC (PRF_IC) 7.1.1
Report Ver. 7.3.2

**Delaware River Joint TBC
Investment Classification
September 30, 2024**

CUSIP	Investment #	Fund	Issuer	Investment Class	Par Value	YTM	Maturity Date	Market Price	Market Date	Market Value	Book Value	Reported Value
General Reserve Fund												
64952WEU3	10975	01GRF	New York Life Global	Fair	2,000,000.00	5.053	08/05/2025	99.256	09/30/2024	1,985,128.00	1,977,356.21	1,985,128.00
57629WDK3	11035	01GRF	Mass Mutual Global	Fair	2,000,000.00	5.609	08/26/2025	99.687	09/30/2024	1,993,748.00	1,975,300.00	1,993,748.00
74153WCR8	11015	01GRF	Pricoa Global Fund	Fair	2,000,000.00	5.150	08/28/2025	99.821	09/30/2024	1,996,436.00	1,983,847.08	1,996,436.00
91282CJL6	11059	01GRF	U.S. Treasury	Fair	3,000,000.00	4.717	11/30/2025	101.093	09/30/2024	3,032,812.50	3,005,257.16	3,032,812.50
49474E3Z4	10991	01GRF	King County Washington	Fair	560,000.00	4.364	12/01/2025	101.296	09/30/2024	567,257.60	566,467.43	567,257.60
05254JAA8	11004	01GRF	Aust & NZ Banking Group	Fair	3,000,000.00	4.777	12/08/2025	101.124	09/30/2024	3,033,720.00	3,010,147.03	3,033,720.00
592179KD6	11121	01GRF	METLIFE	Fair	2,000,000.00	5.135	01/06/2026	100.950	09/30/2024	2,019,002.00	1,996,653.95	2,019,002.00
592179KD6	11139	01GRF	METLIFE	Fair	2,000,000.00	4.486	01/06/2026	100.950	09/30/2024	2,019,002.00	2,012,353.94	2,019,002.00
64966MYL7	10944	01GRF	City of New York	Fair	3,000,000.00	2.642	04/01/2026	99.210	09/30/2024	2,976,300.00	3,027,119.34	2,976,300.00
57629W6F2	11116	01GRF	Mass Mutual Global	Fair	2,250,000.00	5.350	04/10/2026	100.565	09/30/2024	2,262,714.75	2,222,623.25	2,262,714.75
57629W6F2	11120	01GRF	Mass Mutual Global	Fair	2,000,000.00	5.151	04/10/2026	100.565	09/30/2024	2,011,302.00	1,981,191.07	2,011,302.00
06405LAD3	11119	01GRF	Bank of New York Mellon	Fair	3,765,000.00	5.232	05/22/2026	100.324	09/30/2024	3,777,232.49	3,760,045.17	3,777,232.49
58989V2F0	11129	01GRF	Met Tower Global Fund	Fair	2,000,000.00	4.853	06/20/2026	101.975	09/30/2024	2,039,514.00	2,017,675.49	2,039,514.00
54438CYL0	10955	01GRF	Los Angeles CA Community Colle	Fair	1,480,000.00	3.339	08/01/2026	95.973	09/30/2024	1,420,400.40	1,430,733.37	1,420,400.40
826200AD9	11141	01GRF	SIEMENS	Fair	2,500,000.00	4.364	08/17/2026	103.555	09/30/2024	2,588,880.00	2,578,315.92	2,588,880.00
91282CHY0	11041	01GRF	U.S. Treasury	Fair	1,000,000.00	4.911	09/15/2026	101.796	09/30/2024	1,017,968.75	994,817.71	1,017,968.75
06375M3Z6	11034	01GRF	Bank of Montreal	Fair	3,000,000.00	6.500	09/21/2026	99.152	09/30/2024	2,974,578.00	3,000,000.00	2,974,578.00
882724WT0	10915	01GRF	Texas Public Finance Authority	Fair	7,500,000.00	1.289	10/01/2026	102.420	09/30/2024	7,681,500.00	8,036,673.13	7,681,500.00
3130AXMJ4	11045	01GRF	Federal Home Loan Bank	Fair	3,000,000.00	5.550	10/30/2026	100.071	09/30/2024	3,002,148.00	3,000,000.00	3,002,148.00
771196CE0	11128	01GRF	ROCHE HLDGS INC	Fair	3,500,000.00	4.842	11/13/2026	102.159	09/30/2024	3,575,593.00	3,529,074.41	3,575,593.00
5253JAZ4	11142	01GRF	Aust & NZ Banking Group	Fair	3,000,000.00	4.255	01/18/2027	101.497	09/30/2024	3,044,934.00	3,031,935.36	3,044,934.00
64953BBM9	11127	01GRF	New York Life Global	Fair	2,000,000.00	4.837	04/02/2027	102.055	09/30/2024	2,041,116.00	2,002,786.41	2,041,116.00
29446MAE2	11097	01GRF	EQUINOR ASA	Fair	1,000,000.00	4.833	04/06/2027	97.875	09/30/2024	978,750.00	957,642.77	978,750.00
57629W4S6	11126	01GRF	Mass Mutual Global	Fair	3,000,000.00	4.867	04/09/2027	102.453	09/30/2024	3,073,596.00	3,016,096.36	3,073,596.00
166764BX7	11073	01GRF	Chevron Corp	Fair	3,000,000.00	4.379	05/11/2027	95.533	09/30/2024	2,865,996.00	2,827,735.30	2,865,996.00
90327QD97	11124	01GRF	USAA CAP CORP	Fair	5,000,000.00	5.048	06/01/2027	102.865	09/30/2024	5,143,275.00	5,024,561.27	5,143,275.00
649907XF4	11100	01GRF	New York State Dormitory Auth	Fair	1,000,000.00	5.049	07/01/2027	101.952	09/30/2024	1,019,520.00	996,475.44	1,019,520.00
3130B2F42	11138	01GRF	Federal Home Loan Bank	Fair	3,000,000.00	4.579	08/20/2027	100.147	09/30/2024	3,004,419.00	3,000,000.00	3,004,419.00
3130B2QD0	11146	01GRF	Federal Home Loan Bank	Fair	2,500,000.00	4.070	09/10/2027	99.632	09/30/2024	2,490,800.00	2,500,000.00	2,490,800.00
40139LBG7	11098	01GRF	Guardian Life Global Funding	Fair	3,000,000.00	4.853	10/28/2027	103.926	09/30/2024	3,117,786.00	3,057,979.33	3,117,786.00
3130AYCQ7	11067	01GRF	Federal Home Loan Bank	Fair	2,610,000.00	4.999	01/03/2028	100.067	09/30/2024	2,611,764.36	2,610,000.00	2,611,764.36
64952WEY5	11111	01GRF	New York Life Global	Fair	3,000,000.00	5.020	01/09/2028	102.158	09/30/2024	3,064,746.00	2,984,757.34	3,064,746.00
3130AYLF1	11094	01GRF	Federal Home Loan Bank	Fair	3,000,000.00	4.535	01/14/2028	100.343	09/30/2024	3,010,317.00	2,998,571.38	3,010,317.00
3134H1PS6	11082	01GRF	Federal Home Loan Mtg Corp	Fair	4,400,000.00	5.013	01/14/2028	100.090	09/30/2024	4,403,995.20	4,398,173.61	4,403,995.20
13063DGC6	11040	01GRF	State of California	Fair	2,000,000.00	5.035	04/01/2028	99.518	09/30/2024	1,990,360.00	1,904,831.28	1,990,360.00
637639AK1	11104	01GRF	National Securities Clearing	Fair	4,000,000.00	4.641	05/30/2028	102.520	09/30/2024	4,100,824.00	4,047,013.86	4,100,824.00

**Delaware River Joint TBC
Investment Classification
September 30, 2024**

CUSIP	Investment #	Fund	Issuer	Investment Class	Par Value	YTM	Maturity Date	Market Price	Market Date	Market Value	Book Value	Reported Value
General Reserve Fund												
01266HFL8	11050	01GRF	Albemarle Cnty VA Economic Dev	Fair	3,000,000.00	5.260	06/01/2028	101.949	09/30/2024	3,058,470.00	3,003,727.63	3,058,470.00
898365AP6	11066	01GRF	Boston College	Fair	2,550,000.00	4.705	07/01/2028	100.824	09/30/2024	2,571,012.00	2,534,079.23	2,571,012.00
91282CJA0	11042	01GRF	U.S. Treasury	Fair	1,000,000.00	4.806	09/30/2028	103.875	09/30/2024	1,038,750.00	993,596.93	1,038,750.00
67080LAA3	11063	01GRF	Nuveen LLC	Fair	5,000,000.00	5.034	11/01/2028	99.141	09/30/2024	4,957,070.00	4,802,690.73	4,957,070.00
91282CJN2	11060	01GRF	U.S. Treasury	Fair	2,000,000.00	4.257	11/30/2028	103.062	09/30/2024	2,061,250.00	2,008,702.72	2,061,250.00
3134H1WS8	11102	01GRF	Federal Home Loan Mtg Corp	Fair	3,400,000.00	5.349	03/07/2029	100.263	09/30/2024	3,408,945.40	3,400,000.00	3,408,945.40
3130B0KB4	11105	01GRF	Federal Home Loan Bank	Fair	3,000,000.00	5.000	03/20/2029	101.471	09/30/2024	3,044,142.00	3,000,000.00	3,044,142.00
3130BORT8	11112	01GRF	Federal Home Loan Bank	Fair	3,000,000.00	5.400	04/10/2029	100.370	09/30/2024	3,011,103.00	3,000,000.00	3,011,103.00
3130B22X2	11134	01GRF	Federal Home Loan Bank	Fair	4,000,000.00	5.124	07/24/2029	100.607	09/30/2024	4,024,316.00	4,000,000.00	4,024,316.00
3134HACE1	11136	01GRF	Federal Home Loan Mtg Corp	Fair	4,000,000.00	5.050	08/01/2029	100.498	09/30/2024	4,019,936.00	4,000,000.00	4,019,936.00
3130B2N43	11144	01GRF	Federal Home Loan Bank	Fair	4,000,000.00	4.000	09/10/2029	99.690	09/30/2024	3,987,616.00	4,000,000.00	3,987,616.00
Subtotal					239,624,024.98	4.368				239,914,312.88	239,303,951.08	239,914,312.88
Operating Fund												
38145C752	10108	01OF	Goldman Sachs Ila Fed Port	Amort	23,386.42	4.120		100.000	09/30/2024	23,386.42	23,386.42	23,386.42
912797JR9	11090	01OF	U.S. Treasury	Fair	8,375,000.00	4.758	01/23/2025	98.598	09/30/2024	8,257,645.31	8,254,767.80	8,257,645.31
Subtotal					8,398,386.42	4.757				8,281,031.73	8,278,154.22	8,281,031.73
Reserve Maintenance Fund												
38145C752	10106	01RMF	Goldman Sachs Ila Fed Port	Amort	51,832.50	4.120		100.000	09/30/2024	51,832.50	51,832.50	51,832.50
912797JR9	11089	01RMF	U.S. Treasury	Fair	10,350,000.00	4.758	01/23/2025	98.598	09/30/2024	10,204,970.63	10,201,424.37	10,204,970.63
Subtotal					10,401,832.50	4.755				10,256,803.13	10,253,256.87	10,256,803.13
Scudder Falls Insurance Reserv												
38145C752	10506	01SFIR	Goldman Sachs Ila Fed Port	Amort	777.00	4.120		100.000	09/30/2024	777.00	777.00	777.00
912797HE0	11095	01SFIR	U.S. Treasury	Fair	2,121,000.00	4.770	10/31/2024	99.610	09/30/2024	2,112,728.10	2,112,904.85	2,112,728.10
Subtotal					2,121,777.00	4.770				2,113,505.10	2,113,681.85	2,113,505.10
Construction Fund 2019A												
38145C752	10713	06CF19A	Goldman Sachs Ila Fed Port	Amort	0.00			100.000	09/30/2024	0.00	0.00	0.00
PAINVEST	10752	06CF19A	PA Invest	Amort	2,885,298.62	5.125		100.000	09/30/2024	2,885,298.62	2,885,298.62	2,885,298.62
86564YKQ4	11133	06CF19A	Sumitomo Mistsui Trust Bank LT	Fair	3,000,000.00	5.424	10/24/2024	99.672	09/30/2024	2,990,175.00	2,989,745.83	2,990,175.00
4497W0MG0	11130	06CF19A	ING Funding LLC Commercial Pap	Fair	3,000,000.00	5.352	12/16/2024	98.966	09/30/2024	2,969,001.00	2,966,813.33	2,969,001.00
Subtotal					8,885,298.62	5.302				8,844,474.62	8,841,857.78	8,844,474.62

**Delaware River Joint TBC
Investment Classification
September 30, 2024**

CUSIP	Investment #	Fund	Issuer	Investment Class	Par Value	YTM	Maturity Date	Market Price	Market Date	Market Value	Book Value	Reported Value
Debt Service Reserve Fund Comm												
38145C752	10994	06DSRF	Goldman Sachs IIa Fed Port	Amort	7,939.94	4.120		100.000	09/30/2024	7,939.94	7,939.94	7,939.94
912797JR9	11088	06DSRF	U.S. Treasury	Fair	43,600,000.00	4.759	01/23/2025	98.598	09/30/2024	42,989,055.00	42,975,800.60	42,989,055.00
912797JR9	11092	06DSRF	U.S. Treasury	Fair	8,406,000.00	4.771	01/23/2025	98.598	09/30/2024	8,288,210.93	8,284,990.03	8,288,210.93
Subtotal					52,013,939.94	4.761				51,285,205.87	51,268,730.57	51,285,205.87
2019A Rebate Account												
38145C752	11039	06REB19A	Goldman Sachs IIa Fed Port	Amort	0.00	4.120		100.000	09/30/2024	0.00	0.00	0.00
Subtotal					0.00					0.00	0.00	0.00
Total					321,462,492.02	4.482				320,712,565.89	320,076,864.93	320,712,565.89

7

DELAWARE RIVER JOINT TOLL BRIDGE COMMISSION
Meeting of October 28, 2024
TOLL TRAFFIC AND REVENUE STATISTICS (September 2024)

Summary: The Commission recorded an increase in total toll revenue for September 2024 in comparison to the September 2023 traffic and revenue statistics. Total toll traffic also reflected an increase for the month of the September. [It should be noted that 2024 is a leap year. In addition, the Commission had a toll rate increase for Class 1 and Class 11 vehicles effective January 7, 2024].

Analysis of September 2024 / September 2023 toll revenue data comparison:

- Total toll revenue increased by **\$1,234,837** or 7.85 percent at the Commission's eight toll bridges for the month of September.
- Commercial-vehicle toll revenue increased \$372,167 for a 3.43 percent increase.
- Passenger-vehicle toll revenue increased \$862,670 for a 17.70 percent increase.

Analysis of September 2024 / September 2023 traffic data comparison:

- Total toll traffic increased by **64,224** vehicles, or 1.68 percent for the month.
- Commercial-vehicle traffic increased by 17,491 vehicles, or 3.06 percent.
- Passenger-vehicle toll traffic increased by 46,733 vehicles, or 1.44 percent.
- Average daily toll traffic for the Commission's toll bridges for September 2024 was 129,286 total vehicles as compared to the 127,145 total vehicles recorded in September 2023, an increase on average of 2,141 vehicles a day.
- Total recorded westbound traffic volume at the toll supported bridges for September 2024 increased by 48,989 vehicles, or 2.7 percent as compared to September 2023. Average daily westbound traffic on the toll supported bridges was 61,422 vehicles in September 2024 as compared to 59,789 vehicles in September 2023.

Traffic analysis for 2024 YTD:

- Total YTD toll traffic for the eight toll bridges is reflecting a 1.42 percent increase for the first nine months of 2024 as compared to the same nine-month period in 2023.
- Westbound traffic on the ten toll supported bridges reflects a 0.2 percent decrease through the first nine months of 2024 when compared to 2023.

REGION REVIEW:

Southern Region

Total toll traffic at Trenton-Morrisville (TM) reflected a 3.48 percent increase for September 2024 when compared to September 2023 as the result of the increase of 23,647 cars and the decrease of 954 trucks. The Scudder Falls Bridge recorded a 4.32 percent increase in total toll traffic for September 2024 when compared to September 2023 as the result of the increase of 28,362 cars and the decrease of 149 trucks. At New Hope-Lambertville (NHL), an increase of 5,161 cars combined with an increase of 1,928 trucks resulted in an increase of 5.18 percent in total toll traffic for September 2024 as compared to September 2023.

Central Region

The I-78 Toll Bridge recorded an increase of 1.51 percent in total toll traffic for the month of September 2024 when compared to September 2023 as the result of the increases of 5,637 cars and 8,043 trucks. At the Easton-Phillipsburg (EP) Toll Bridge, a decrease of 8,405 passenger vehicles combined with an increase of 1,981 trucks generated a 1.45 percent decrease in total toll traffic for September 2024 as compared to September 2023.

Northern Region

Portland-Columbia (PC) recorded a 6.10 percent decrease in total toll traffic during September 2024 compared to September 2023 as the result of the decrease of 8,108 automobiles and the increase of 867 trucks. At the Delaware Water Gap (DWG) Toll Bridge, the decrease of 5,937 passenger vehicles and the increase of 5,388 trucks generated a 0.07 percent decrease in total toll traffic for September 2024 when compared to September 2023. At Milford-Montague (MM), an increase of 6,376 passenger vehicles combined with an increase of 387 trucks produced a 5.95 percent increase in total toll traffic for the month of September 2024 as compared to September 2023.

E-ZPass Penetration Rates

The table below provides a comparison of the E-ZPass penetration rates for the Commission's eight (8) toll bridges for the months of September 2024 and September 2023, and the year-to-date periods ending September 30, 2024 and September 30, 2023.

		<i>E-ZPass</i> PENETRATION RATES					
		Sep-24	Sep-23	Change in Monthly Percentage	YTD 2024	YTD 2023	Change in YTD Percentage
All Toll Bridges	Cars	84.59	88.09	-3.50	84.69	87.82	-3.13
	Trucks	87.92	96.16	-8.24	87.99	96.04	-8.05
	Total	85.10	89.30	-4.20	85.19	89.01	-3.82
Trenton - Morrisville	Cars	83.38	88.22	-4.84	83.79	88.03	-4.24
	Trucks	86.32	96.55	-10.23	86.05	96.00	-9.95
	Total	83.69	89.14	-5.45	84.03	88.81	-4.78
Scudder Falls	Cars	91.77	92.10	-0.33	91.94	91.87	0.07
	Trucks	89.76	89.57	0.19	89.67	89.63	0.04
	Total	91.67	91.96	-0.29	91.83	91.76	0.07
New Hope - Lambertville	Cars	93.20	94.30	-1.10	92.87	94.37	-1.50
	Trucks	89.79	95.88	-6.09	89.97	95.56	-5.59
	Total	92.90	94.42	-1.52	92.63	94.46	-1.83
I-78	Cars	80.77	86.32	-5.55	80.98	85.90	-4.92
	Trucks	88.65	97.29	-8.64	88.83	97.16	-8.33
	Total	83.18	89.64	-6.46	83.34	89.21	-5.87
Easton - Phillipsburg	Cars	86.19	89.45	-3.26	86.21	89.16	-2.95
	Trucks	85.21	91.89	-6.68	85.68	91.90	-6.22
	Total	86.11	89.62	-3.51	86.17	89.34	-3.17
Portland - Columbia	Cars	87.26	86.23	1.03	85.76	85.73	0.03
	Trucks	88.61	95.39	-6.78	87.82	95.97	-8.15
	Total	87.41	87.10	0.31	85.99	86.74	-0.75
Delaware Water Gap	Cars	78.99	84.97	-5.98	79.71	84.63	-4.92
	Trucks	87.25	96.57	-9.32	87.40	96.49	-9.09
	Total	80.45	86.94	-6.49	81.03	86.59	-5.56
Milford - Montague	Cars	85.75	83.36	2.39	84.80	84.56	0.24
	Trucks	87.01	89.13	-2.12	84.59	87.40	-2.81
	Total	85.79	83.55	2.24	84.80	84.65	0.15

The Commission implemented toll-by-plate functionality at seven toll plazas in January 2024 and changed the way to calculate the E-ZPass Penetration rate for those seven toll bridges to be similar with how the calculation is completed at its AET Scudder Falls Bridge. For all toll bridges, E-ZPass penetration rate is now calculated by dividing the sum of E-ZPass transactions and itoll/vtoll transactions, over total transaction volume. Prior to year 2024, for non-AET bridges, E-ZPass penetration rate was calculated by dividing all non-cash transactions, which includes both E-ZPass and violation transactions, over total transaction volume. Starting 11pm on June 16th, 2024, the Commission ceased cash toll collections at NH, PC and MM, which impacted EZPass Penetration rate for those three plazas.

DELAWARE RIVER JOINT TOLL BRIDGE COMMISSION
ALL TOLL BRIDGES
COMPARATIVE STATEMENT OF TOLL TRAFFIC AND REVENUE

SEPTEMBER 2024

JANUARY 1, 2023 SEPTEMBER 30, 2023 273 DAYS		JANUARY 1, 2024 SEPTEMBER 30, 2024 274 DAYS		VEHICLE CLASS	MONTH OF SEPTEMBER 2024 30 DAYS		MONTH OF SEPTEMBER 2023 30 DAYS	
NUMBER OF VEHICLES	TOTAL REVENUE	NUMBER OF VEHICLES	TOTAL REVENUE		NUMBER OF VEHICLES	TOTAL REVENUE	NUMBER OF VEHICLES	TOTAL REVENUE
29,479,415	\$ 45,426,378.40	29,672,526	\$ 51,694,444.15	Passenger	3,290,315	\$ 5,758,477.75	3,243,582	\$ 4,968,998.50
-	(807,172.10)	-	(274,762.75)	Discounts *	-	(23,068.50)	-	(96,259.25)
29,479,415	\$ 44,619,206.30	29,672,526	\$ 51,419,681.40	TOTAL PASSENGER	3,290,315	\$ 5,735,409.25	3,243,582	\$ 4,872,739.25
909,806	8,325,376.25	1,059,239	9,685,017.30	2-Axle Trucks	118,878	1,086,915.00	116,994	1,069,588.00
354,817	4,845,936.30	365,776	5,003,832.00	3-Axle Trucks	41,928	574,003.50	39,036	532,791.00
440,347	8,035,674.80	401,246	7,335,438.00	4-Axle Trucks	46,510	850,666.00	49,532	903,588.00
3,207,111	73,016,353.50	3,371,825	76,802,687.50	5-Axle Trucks	371,409	8,460,272.50	356,100	8,106,280.00
72,739	1,974,117.00	80,205	2,177,562.00	6-Axle Trucks	9,075	246,276.00	8,852	240,069.00
2,111	72,400.00	3,798	126,951.50	7-Axle Trucks	460	15,145.00	255	8,795.50
4,986,931	\$ 96,269,857.85	5,282,089	\$ 101,131,488.30	TOTAL TRUCKS	588,260	\$ 11,233,278.00	570,769	\$ 10,861,111.50
34,466,346	\$ 140,889,064.15	34,954,615	\$ 152,551,169.70	TOTAL TOLL VEHICLES	3,878,575	\$ 16,968,687.25	3,814,351	15,733,850.75
126,250	\$ 516,077.16	127,572	\$ 556,756.09	DAILY AVERAGE	129,286	\$ 565,622.91	127,145	\$ 524,461.69
YTD Rate Change				MTD Rate Change Traffic				
Traffic (toll)		1.42%		Traffic (toll)		1.68%		
Autos		0.66%		Autos		1.44%		
Trucks		5.92%		Trucks		3.06%		
Revenue		8.28%		Revenue		7.85%		
Autos		15.24%		Autos		17.70%		
Trucks		5.05%		Trucks		3.43%		

* "Discounts" The Commuter Discount was eliminated effective January 1st, 2024. The commuter discount reported in the January 2024 Comparatives represented the discounts issued for trips made in December 2023. "Discounts" now represents adjustments for employee and Commission vehicle non-revenue crossings.

NOTE: On January 7, 2024 the Commission increased the *E-ZPass* toll rate for both Class 1 and Class 11 vehicles. The *E-ZPass* toll rate for a Class 1 vehicle was raised from \$1.25 to \$1.50 and the *E-ZPass* toll rate for a Class 11 vehicle was raised from \$3.25 to \$3.50

DELAWARE RIVER JOINT TOLL BRIDGE COMMISSION
 TRENTON - MORRISVILLE TOLL BRIDGE
 COMPARATIVE STATEMENT OF TOLL TRAFFIC AND REVENUE

SEPTEMBER 2024

JANUARY 1, 2023 SEPTEMBER 30, 2023 273 DAYS		JANUARY 1, 2024 SEPTEMBER 30, 2024 274 DAYS		VEHICLE CLASS	MONTH OF SEPTEMBER 2024 30 DAYS		MONTH OF SEPTEMBER 2023 30 DAYS	
NUMBER OF VEHICLES	TOTAL REVENUE	NUMBER OF VEHICLES	TOTAL REVENUE		NUMBER OF VEHICLES	TOTAL REVENUE	NUMBER OF VEHICLES	TOTAL REVENUE
5,405,175	\$ 8,340,892.75	5,501,754	\$ 9,639,834.00	Passenger	604,061	\$ 1,065,666.00	580,414	\$ 890,636.50
	(144,806.25)		(40,435.75)	Discounts *		(3,135.00)		(17,726.04)
5,405,175	\$ 8,196,086.50	5,501,754	\$ 9,599,398.25	TOTAL PASSENGER	604,061	\$ 1,062,531.00	580,414	\$ 872,910.46
154,048	1,405,975.25	207,182	1,891,717.00	2-Axle Trucks	22,472	205,178.00	21,786	198,600.00
91,566	1,249,494.30	102,133	1,397,793.00	3-Axle Trucks	11,505	157,678.50	10,368	141,169.50
95,325	1,738,984.80	89,103	1,632,306.00	4-Axle Trucks	10,645	194,910.00	12,941	235,510.00
237,303	5,422,806.00	238,895	5,462,032.50	5-Axle Trucks	25,664	586,127.50	26,272	600,110.00
3,440	93,987.00	6,265	171,654.00	6-Axle Trucks	596	16,314.00	550	15,060.00
141	4,588.50	1,590	50,858.50	7-Axle Trucks	122	3,871.00	41	1,319.50
581,823	\$ 9,915,835.85	645,168	\$ 10,606,361.00	TOTAL TRUCKS	71,004	\$ 1,164,079.00	71,958	\$ 1,191,769.00
5,986,998	\$ 18,111,922.35	6,146,922	\$ 20,205,759.25	TOTAL TOLL VEHICLES	675,065	\$ 2,226,610.00	652,372	\$ 2,064,679.46
21,930	\$ 66,344.04	22,434	\$ 73,743.65	DAILY AVERAGE	22,502	\$ 74,220.33	21,746	\$ 68,822.65
Rate Change					Rate Change			
Traffic (toll)		2.67%			Traffic (toll)		3.48%	
Autos		1.79%			Autos		4.07%	
Trucks		10.89%			Trucks		-1.33%	
Revenue		11.56%			Revenue		7.84%	
Autos		17.12%			Autos		21.72%	
Trucks		6.96%			Trucks		-2.32%	

DELAWARE RIVER JOINT TOLL BRIDGE COMMISSION
 SCUDDER FALLS TOLL BRIDGE
 COMPARATIVE STATEMENT OF TOLL TRAFFIC AND REVENUE

SEPTEMBER 2024

JANUARY 1, 2023 SEPTEMBER 30, 2023 273 DAYS		JANUARY 1, 2024 SEPTEMBER 30, 2024 274 DAYS		MONTH OF SEPTEMBER 2024 30 DAYS		MONTH OF SEPTEMBER 2023 30 DAYS		
NUMBER OF VEHICLES	TOTAL REVENUE	NUMBER OF VEHICLES	TOTAL REVENUE	VEHICLE CLASS	NUMBER OF VEHICLES	TOTAL REVENUE	NUMBER OF VEHICLES	TOTAL REVENUE
5,465,549	\$ 7,663,654.65 (144,286.69)	5,656,989	\$ 9,195,894.15 (43,848.29)	Passenger Discounts *	647,622	\$ 1,057,969.25 (2,399.50)	619,260	\$ 866,189.00 (17,433.85)
5,465,549	\$ 7,519,367.96	5,656,989	\$ 9,152,045.86	TOTAL PASSENGER	647,622	\$ 1,055,569.75	619,260	\$ 848,755.15
126,656	1,151,489.00	153,472	1,394,810.30	2-Axle Trucks	17,269	156,920.00	17,143	155,879.00
27,721	377,908.50	28,077	381,885.00	3-Axle Trucks	2,976	40,596.00	2,940	40,020.00
22,302	406,818.00	20,524	375,084.00	4-Axle Trucks	2,304	42,136.00	2,251	41,146.00
104,674	2,386,100.00	102,744	2,342,560.00	5-Axle Trucks	11,428	260,552.50	11,788	268,817.50
1,394	37,935.00	1,778	48,444.00	6-Axle Trucks	179	4,884.00	176	4,797.00
165	5,474.50	184	6,333.50	7-Axle Trucks	16	547.50	23	758.00
282,912	\$ 4,365,725.00	306,779	\$ 4,549,116.80	TOTAL TRUCKS	34,172	\$ 505,636.00	34,321	\$ 511,417.50
5,748,461	\$ 11,885,092.96	5,963,768	\$ 13,701,162.66	TOTAL TOLL VEHICLES	681,794	\$ 1,561,205.75	653,581	\$ 1,360,172.65
21,057	\$ 43,535.14	21,766	\$ 50,004.24	DAILY AVERAGE	22,726	\$ 52,040.19	21,786	\$ 45,339.09
Rate Change				Rate Change				
Traffic (toll)		3.75%		Traffic (toll)		4.32%		
Autos		3.50%		Autos		4.58%		
Trucks		8.44%		Trucks		-0.43%		
Revenue		15.28%		Revenue		14.78%		
Autos		21.71%		Autos		24.37%		
Trucks		4.20%		Trucks		-1.13%		

DELAWARE RIVER JOINT TOLL BRIDGE COMMISSION
 NEW HOPE - LAMBERTVILLE TOLL BRIDGE
 COMPARATIVE STATEMENT OF TOLL TRAFFIC AND REVENUE

SEPTEMBER 2024

JANUARY 1, 2023 SEPTEMBER 30, 2023 273 DAYS		JANUARY 1, 2024 SEPTEMBER 30, 2024 274 DAYS		MONTH OF SEPTEMBER 2024 30 DAYS		MONTH OF SEPTEMBER 2023 30 DAYS		
NUMBER OF VEHICLES	TOTAL REVENUE	NUMBER OF VEHICLES	TOTAL REVENUE	VEHICLE CLASS	NUMBER OF VEHICLES	TOTAL REVENUE	NUMBER OF VEHICLES	TOTAL REVENUE
1,106,796	\$ 1,561,212.50 (43,463.13)	1,139,201	\$ 1,854,225.50 (24,682.08)	Passenger Discounts *	131,203	\$ 213,896.25 (2,686.00)	126,042	\$ 176,841.25 (5,047.46)
1,106,796	\$ 1,517,749.37	1,139,201	\$ 1,829,543.42	TOTAL PASSENGER	131,203	\$ 211,210.25	126,042	\$ 171,793.79
39,762	362,332.00	48,970	445,332.00	2-Axle Trucks	6,607	60,116.00	4,603	41,902.00
11,558	157,035.00	10,432	142,125.00	3-Axle Trucks	1,283	17,500.50	1,329	18,069.00
7,567	138,274.00	7,736	141,814.00	4-Axle Trucks	873	16,000.00	884	16,158.00
32,208	730,980.00	34,902	793,370.00	5-Axle Trucks	3,603	81,932.50	3,580	81,280.00
2,559	69,330.00	2,786	75,693.00	6-Axle Trucks	272	7,377.00	311	8,436.00
30	952.00	32	1,032.50	7-Axle Trucks	1	31.50	4	129.50
93,684	\$ 1,458,903.00	104,858	\$ 1,599,366.50	TOTAL TRUCKS	12,639	\$ 182,957.50	10,711	\$ 165,974.50
1,200,480	\$ 2,976,652.37	1,244,059	\$ 3,428,909.92	TOTAL TOLL VEHICLES	143,842	\$ 394,167.75	136,753	\$ 337,768.29
4,397	\$ 10,903.49	4,540	\$ 12,514.27	DAILY AVERAGE	4,795	\$ 13,138.93	4,558	\$ 11,258.94
Rate Change				Rate Change				
Traffic (toll)		3.63%		Traffic (toll)		5.18%		
Autos		2.93%		Autos		4.09%		
Trucks		11.93%		Trucks		18.00%		
Revenue				Revenue				
Autos		15.19%		Autos		16.70%		
Trucks		20.54%		Trucks		22.94%		
		9.63%				10.23%		

DELAWARE RIVER JOINT TOLL BRIDGE COMMISSION

I78 TOLL BRIDGE

COMPARATIVE STATEMENT OF TOLL TRAFFIC AND REVENUE

SEPTEMBER 2024

JANUARY 1, 2023 SEPTEMBER 30, 2023 273 DAYS		JANUARY 1, 2024 SEPTEMBER 30, 2024 274 DAYS		MONTH OF SEPTEMBER 2024 30 DAYS		MONTH OF SEPTEMBER 2023 30 DAYS		
NUMBER OF VEHICLES	TOTAL REVENUE	NUMBER OF VEHICLES	TOTAL REVENUE	VEHICLE CLASS	NUMBER OF VEHICLES	TOTAL REVENUE	NUMBER OF VEHICLES	TOTAL REVENUE
5,804,547	\$ 9,370,875.75 (139,470.94)	5,854,480	\$ 10,562,150.50 (24,316.90)	Passenger	636,697	\$ 1,155,564.50 (696.50)	631,060	\$ 1,009,950.50 (16,193.78)
5,804,547	\$ 9,231,404.81	5,854,480	\$ 10,537,833.60	TOTAL PASSENGER	636,697	\$ 1,154,868.00	631,060	\$ 993,756.72
252,213	2,312,667.00	276,122	2,531,551.00	2-Axle Trucks	31,507	288,989.00	34,653	317,155.00
123,062	1,681,711.50	117,277	1,604,022.00	3-Axle Trucks	13,767	188,236.50	12,603	172,155.00
178,268	3,247,726.00	164,908	3,009,920.00	4-Axle Trucks	19,799	361,820.00	19,271	351,784.00
1,819,481	41,400,832.50	1,914,607	43,573,730.00	5-Axle Trucks	210,674	4,795,062.50	201,633	4,586,752.50
42,563	1,154,634.00	44,808	1,215,135.00	6-Axle Trucks	5,374	145,716.00	5,072	137,418.00
865	29,526.00	1,166	39,404.50	7-Axle Trucks	241	7,881.00	87	3,104.00
2,416,452	\$ 49,827,097.00	2,518,888	\$ 51,973,762.50	TOTAL TRUCKS	281,362	\$ 5,787,705.00	273,319	\$ 5,568,368.50
8,220,999	\$ 59,058,501.81	8,373,368	\$ 62,511,596.10	TOTAL TOLL VEHICLES	918,059	\$ 6,942,573.00	904,379	\$ 6,562,125.22
30,114	\$ 216,331.51	30,560	\$ 228,144.51	DAILY AVERAGE	30,602	\$ 231,419.10	30,146	\$ 218,737.51
Rate Change				Rate Change				
Traffic (toll)		1.85%		Traffic (toll)		1.51%		
Autos		0.86%		Autos		0.89%		
Trucks		4.24%		Trucks		2.94%		
Revenue		5.85%		Revenue		5.80%		
Autos		14.15%		Autos		16.21%		
Trucks		4.31%		Trucks		3.94%		

DELAWARE RIVER JOINT TOLL BRIDGE COMMISSION
 EASTON - PHILLIPSBURG TOLL BRIDGE
 COMPARATIVE STATEMENT OF TOLL TRAFFIC AND REVENUE

SEPTEMBER 2024

JANUARY 1, 2023 SEPTEMBER 30, 2023 273 DAYS		JANUARY 1, 2024 SEPTEMBER 30, 2024 274 DAYS		MONTH OF SEPTEMBER 2024 30 DAYS		MONTH OF SEPTEMBER 2023 30 DAYS		
NUMBER OF VEHICLES	TOTAL REVENUE	NUMBER OF VEHICLES	TOTAL REVENUE	VEHICLE CLASS	NUMBER OF VEHICLES	TOTAL REVENUE	NUMBER OF VEHICLES	TOTAL REVENUE
3,759,820	\$ 5,676,205.75 (107,169.06)	3,669,686	\$ 6,304,150.25 (33,514.76)	Passenger Discounts *	404,653	\$ 698,028.75 (2,637.00)	413,058	\$ 621,275.00 (13,469.76)
3,759,820	\$ 5,569,036.69	3,669,686	\$ 6,270,635.49	TOTAL PASSENGER	404,653	\$ 695,391.75	413,058	\$ 607,805.24
104,936	959,168.00	106,542	975,089.00	2-Axle Trucks	11,646	106,636.00	11,173	102,345.00
23,493	320,131.50	28,648	393,852.00	3-Axle Trucks	3,524	48,582.00	3,085	42,192.00
24,899	455,220.00	26,436	482,920.00	4-Axle Trucks	2,956	53,916.00	3,112	56,972.00
115,413	2,629,390.00	131,229	2,995,852.50	5-Axle Trucks	14,376	328,290.00	13,158	300,130.00
1,323	35,898.00	1,383	37,722.00	6-Axle Trucks	188	5,136.00	177	4,806.00
111	3,543.50	28	903.00	7-Axle Trucks	6	192.50	10	318.50
270,175	\$ 4,403,351.00	294,266	\$ 4,886,338.50	TOTAL TRUCKS	32,696	\$ 542,752.50	30,715	\$ 506,763.50
4,029,995	\$ 9,972,387.69	3,963,952	\$ 11,156,973.99	TOTAL TOLL VEHICLES	437,349	\$ 1,238,144.25	443,773	\$ 1,114,568.74
14,762	\$ 36,528.89	14,467	\$ 40,718.88	DAILY AVERAGE	14,578	\$ 41,271.48	14,792	\$ 37,152.29
Rate Change				Rate Change				
Traffic (toll)		-1.64%		Traffic (toll)		-1.45%		
Autos		-2.40%		Autos		-2.03%		
Trucks		8.92%		Trucks		6.45%		
Revenue				Revenue				
Autos		11.88%		Autos		11.09%		
Trucks		12.60%		Trucks		14.41%		
		10.97%				7.10%		

DELAWARE RIVER JOINT TOLL BRIDGE COMMISSION

PORTLAND - COLUMBIA TOLL BRIDGE

COMPARATIVE STATEMENT OF TOLL TRAFFIC AND REVENUE

SEPTEMBER 2024

JANUARY 1, 2023 SEPTEMBER 30, 2023 273 DAYS		JANUARY 1, 2024 SEPTEMBER 30, 2024 274 DAYS		VEHICLE CLASS	MONTH OF SEPTEMBER 2024 30 DAYS		MONTH OF SEPTEMBER 2023 30 DAYS	
NUMBER OF VEHICLES	TOTAL REVENUE	NUMBER OF VEHICLES	TOTAL REVENUE		NUMBER OF VEHICLES	TOTAL REVENUE	NUMBER OF VEHICLES	TOTAL REVENUE
941,792	\$ 1,473,246.00	886,590	\$ 1,537,225.75	Passenger	99,274	\$ 170,494.50	107,382	\$ 166,606.25
	(38,509.34)		(35,172.86)	Discounts *		(4,226.50)		(4,004.03)
941,792	\$ 1,434,736.66	886,590	\$ 1,502,052.89	TOTAL PASSENGER	99,274	\$ 166,268.00	107,382	\$ 162,602.22
20,130	184,875.00	27,461	250,255.00	2-Axle Trucks	3,306	30,042.00	2,831	25,971.00
9,178	126,346.50	10,578	144,942.00	3-Axle Trucks	1,074	14,682.00	1,018	13,980.00
37,457	684,198.00	35,681	652,644.00	4-Axle Trucks	3,674	67,196.00	3,364	61,282.00
35,513	805,970.00	36,435	828,712.50	5-Axle Trucks	4,089	93,060.00	4,052	91,942.50
245	6,678.00	280	7,686.00	6-Axle Trucks	27	738.00	38	1,047.00
15	476.00	7	224.00	7-Axle Trucks	1	31.50	1	31.50
102,538	\$ 1,808,543.50	110,442	\$ 1,884,463.50	TOTAL TRUCKS	12,171	\$ 205,749.50	11,304	\$ 194,254.00
1,044,330	\$ 3,243,280.16	997,032	\$ 3,386,516.39	TOTAL TOLL VEHICLES	111,445	\$ 372,017.50	118,686	\$ 356,856.22
3,825	\$ 11,880.15	3,639	\$ 12,359.55	DAILY AVERAGE	3,715	\$ 12,400.58	3,956	\$ 11,895.21
Rate Change					Rate Change			
Traffic (toll)		-4.53%			Traffic (toll)		-6.10%	
Autos		-5.86%			Autos		-7.55%	
Trucks		7.71%			Trucks		7.67%	
Revenue		4.42%			Revenue		4.25%	
Autos		4.69%			Autos		2.25%	
Trucks		4.20%			Trucks		5.92%	

DELAWARE RIVER JOINT TOLL BRIDGE COMMISSION
 DELAWARE WATER GAP TOLL BRIDGE
 COMPARATIVE STATEMENT OF TOLL TRAFFIC AND REVENUE

SEPTEMBER 2024

JANUARY 1, 2023 SEPTEMBER 30, 2023 273 DAYS		JANUARY 1, 2024 SEPTEMBER 30, 2024 274 DAYS		MONTH OF SEPTEMBER 2024 30 DAYS		MONTH OF SEPTEMBER 2023 30 DAYS		
NUMBER OF VEHICLES	TOTAL REVENUE	NUMBER OF VEHICLES	TOTAL REVENUE	VEHICLE CLASS	NUMBER OF VEHICLES	TOTAL REVENUE	NUMBER OF VEHICLES	TOTAL REVENUE
6,095,388	\$ 9,914,252.50	6,068,308	\$ 11,033,773.25	Passenger	650,509	\$ 1,194,376.25	656,446	\$ 1,061,418.75
-	(149,731.78)		(39,352.25)	Discounts *	-	(2,290.50)	-	(17,527.90)
6,095,388	\$ 9,764,520.72	6,068,308	\$ 10,994,421.00	TOTAL PASSENGER	650,509	\$ 1,192,085.75	656,446	\$ 1,043,890.85
192,609	1,769,892.00	214,957	1,971,914.00	2-Axle Trucks	23,087	211,796.00	22,317	204,900.00
65,358	893,542.50	65,472	895,651.50	3-Axle Trucks	7,468	102,187.50	7,393	101,085.00
72,371	1,324,564.00	54,948	1,005,410.00	4-Axle Trucks	6,058	110,998.00	7,450	135,952.00
856,707	19,507,727.50	907,246	20,674,767.50	5-Axle Trucks	100,963	2,301,292.50	94,923	2,161,382.50
21,028	570,579.00	22,612	613,266.00	6-Axle Trucks	2,409	65,301.00	2,498	67,695.00
781	27,741.50	784	27,961.00	7-Axle Trucks	73	2,590.00	89	3,134.50
1,208,854	\$ 24,094,046.50	1,266,019	\$ 25,188,970.00	TOTAL TRUCKS	140,058	\$ 2,794,165.00	134,670	\$ 2,674,149.00
7,304,242	\$ 33,858,567.22	7,334,327	\$ 36,183,391.00	TOTAL TOLL VEHICLES	790,567	\$ 3,986,250.75	791,116	\$ 3,718,039.85
26,755	\$ 124,024.06	26,768	\$ 132,056.17	DAILY AVERAGE	26,352	\$ 132,875.03	26,371	\$ 123,934.66
Rate Change				Rate Change				
Traffic (toll)		0.41%		Traffic (toll)		-0.07%		
Autos		-0.44%		Autos		-0.90%		
Trucks		4.73%		Trucks		4.00%		
Revenue				Revenue				
Autos		6.87%		Autos		7.21%		
Trucks		12.60%		Trucks		14.20%		
Trucks		4.54%		Trucks		4.49%		

DELAWARE RIVER JOINT TOLL BRIDGE COMMISSION
MILFORD - MONTAGUE TOLL BRIDGE
COMPARATIVE STATEMENT OF TOLL TRAFFIC AND REVENUE

JANUARY 1, 2023 SEPTEMBER 30, 2023 273 DAYS		JANUARY 1, 2024 SEPTEMBER 30, 2024 274 DAYS		SEPTEMBER 2024 MONTH OF SEPTEMBER 2024 30 DAYS		MONTH OF SEPTEMBER 2023 30 DAYS		
NUMBER OF VEHICLES	TOTAL REVENUE	NUMBER OF VEHICLES	TOTAL REVENUE	VEHICLE CLASS	NUMBER OF VEHICLES	TOTAL REVENUE	NUMBER OF VEHICLES	TOTAL REVENUE
900,348	\$ 1,426,038.50	895,518	\$ 1,567,190.75	Passenger	116,296	\$ 202,482.25	109,920	\$ 176,081.25
	(39,734.91)		(33,439.86)	Discounts *		(4,997.50)		(4,856.43)
900,348	\$ 1,386,303.59	895,518	\$ 1,533,750.89	TOTAL PASSENGER	116,296	\$ 197,484.75	109,920	\$ 171,224.82
19,452	178,978.00	24,533	224,349.00	2-Axle Trucks	2,984	27,238.00	2,488	22,836.00
2,881	39,766.50	3,159	43,561.50	3-Axle Trucks	331	4,540.50	300	4,120.50
2,158	39,890.00	1,910	35,340.00	4-Axle Trucks	201	3,690.00	259	4,784.00
5,812	132,547.50	5,767	131,662.50	5-Axle Trucks	612	13,955.00	694	15,865.00
187	5,076.00	293	7,962.00	6-Axle Trucks	30	810.00	30	810.00
3	98.00	7	234.50	7-Axle Trucks			-	-
30,493	\$ 396,356.00	35,669	\$ 443,109.50	TOTAL TRUCKS	4,158	\$ 50,233.50	3,771	\$ 48,415.50
930,841	\$ 1,782,659.59	931,187	\$ 1,976,860.39	TOTAL TOLL VEHICLES	120,454	\$ 247,718.25	113,691	\$ 219,640.32
3,410	\$ 6,529.89	3,398	\$ 7,214.82	DAILY AVERAGE	4,015	\$ 8,257.28	3,790	\$ 7,321.34
Rate Change				Rate Change				
Traffic (toll)		0.04%		Traffic (toll)		5.95%		
Autos		-0.54%		Autos		5.80%		
Trucks		16.97%		Trucks		10.26%		
Revenue		10.89%		Revenue		12.78%		
Autos		10.64%		Autos		15.34%		
Trucks		11.80%		Trucks		3.75%		

*Dingman's Ferry Bridge was closed for 12 days (9/09/24 to 9/20/24) for annual maintenance. The traffic was diverted to Milford-Montague Toll Bridge during that period. Last year, Dingman's Ferry Bridge was closed for 5 days (9/11/23 to 9/15/23) for annual inspection.



Delaware River Joint Toll Bridge Commission Toll Supported Bridge - Westbound Traffic Counts September 2024

Bridge	Westbound Volume					
	September 2024	September 2023	% Change	YTD 2024	YTD 2023	% Change
Lower Trenton	448,756	461,763	-2.8%	4,185,624	4,118,870	1.6%
Calhoun Street ¹	320,185	286,832	11.6%	2,772,336	2,570,450	7.9%
Washington Crossing	131,453	148,999	-11.8%	1,169,506	1,236,174	-5.4%
New Hope-Lambertville ^{2,3}	205,845	199,327	3.3%	1,694,639	1,997,357	-15.2%
Centre Bridge-Stockton ³	83,065	67,268	23.5%	689,705	618,656	11.5%
Uhlerstown-Frenchtown ⁴	98,142	95,567	2.7%	744,430	772,322	-3.6%
Upper Black Eddy-Milford ^{4,5}	60,211	47,608	26.5%	447,538	486,843	-8.1%
Riegelsville	49,752	53,549	-7.1%	444,374	468,698	-5.2%
Northampton Street	371,387	356,302	4.2%	3,391,228	3,190,261	6.3%
Riverton-Belvidere ⁶	73,849	76,440	-3.4%	569,690	684,897	-16.8%
Total	1,842,645	1,793,656	2.7%	16,109,070	16,144,528	-0.2%

NOTES:

1. There has been a significant increase in EB traffic due to several counter recalibrations throughout the year. Construction on US Route 29 in New Jersey in both directions may affect counts. Traffic counts will continue to be monitored monthly.

2. On January 30, 2024, eastbound traffic detour set in place due to construction under Contract No. TS-694A NH-L TSB Rehabilitation. Detour expected to remain in place into 2025. Eastbound traffic is detoured over the NH-L Toll Bridge. Counter was permanently relocated to PA approach on September 9 and the data for September 10-30 was 50% of previous year and deemed not accurate, so data for September was extrapolated using the NH-L TSB WB traffic numbers from September 2023 and increased by 3.27%.

3. On August 27, 2024, Route 32 (River Road) was closed weekdays between Phillips Mill Road and Route 263 (Upper York Road) in Solebury Township for paving. During the closure, traffic was directed to use Route 263 (Upper York Road) and Phillips Mill Road. This closure was completed/lifted on September 10, 2024.

4. On August 1, 2024, CR 619 in New Jersey was closed due to bridge construction between the Uhlerstown-Frenchtown TSB and the Upper Black Eddy-Milford TSB. CR 619 is expected to be closed through December 2024.

5. Total traffic volume appears to be correct. However, based on the geometry on the bridge, the location of the traffic sensor, and the driving habits of motorists, we will continue to monitor the Eastbound/Westbound directional percentage split.

6. After relocating the traffic counter in May and monitoring the June and July data, we observed a change in the directional split of the traffic volumes. This was due to the data being mislabeled directionally and it is believed that the legacy counter produced correct directional volumes, yet they were mislabeled. Total monthly traffic (EB + WB) remains consistent and the directional error has been corrected for the July, August, and September 2024 counts. Traffic volume will continue to be monitored and adjusted if necessary.

**Due to the narrowness of many of the toll-supported bridges, some vehicles drive over the centerline when there is no oncoming traffic, causing directional misclassification.*

**With the upgrade of the traffic counting sensors in 2023, there have been some significant drops in traffic counts at some locations. Commission Staff has been in communication with the vendor, Signal Service, and is working to adjust and verify the new sensors are reporting as accurate as possible. In doing so, we have identified the previous counters may have been inaccurate at times at some of the locations. This could be caused by a number of factors including being out of calibration, double counting due to microwave reflections and/or driver behavior (i.e. straddling the lane line when no opposing traffic is coming) and also the geometry at those specific sites. Signal Service has been to the sites and verified counts and the newer sensors are within a margin of error of 5-7%. Sites where our counts are 10-15% lower than previous years are believed to be as a result of more accurate counts. Sites with counts greater than 15% differences from last year are being examined, will be visited and recalibrated, or counter hardware will be physically moved to see if we can achieve better results. Once Signal Service and the Commission Staff agree the counts are accurate, they will serve as a new baseline for our traffic counts. Going forward, Signal Service will perform routine recalibrations and documented verification counts quarterly at the sites to assure the Commission that the counters are recording traffic accurately.*



Delaware River Joint Toll Bridge Commission Toll-Supported Bridge Traffic Counts September 2024

Bridge	Eastbound				Westbound				Total Volume	
	September 2024		September 2023		September 2024		September 2023		September 2024	September 2023
	Volume	% of Total	Volume	% of Total	Volume	% of Total	Volume	% of Total		
Lower Trenton	102,245	18.6%	82,747	15.20%	448,756	81.4%	461,763	84.80%	551,001	544,510
Calhoun Street ¹	214,865	40.2%	69,298	19.46%	320,185	59.8%	286,832	80.54%	535,050	356,130
Washington Crossing	72,432	35.5%	63,190	29.78%	131,453	64.5%	148,999	70.22%	203,885	212,189
New Hope-Lambertville ^{2,3}	-	0.0%	149,678	42.89%	205,845	100.0%	199,327	57.11%	205,845	349,005
Centre Bridge-Stockton ³	65,581	44.1%	55,342	45.14%	83,065	55.9%	67,268	54.86%	148,646	122,610
Uhlertown-Frenchtown ⁴	89,137	47.6%	47,127	33.03%	98,142	52.4%	95,567	66.97%	187,279	142,695
Upper Black Eddy-Milford ^{4,5}	78,401	56.6%	59,967	55.74%	60,211	43.4%	47,608	44.26%	138,612	107,575
Riegelsville	39,023	44.0%	43,847	45.02%	49,752	56.0%	53,549	54.98%	88,775	97,396
Northampton Street	160,669	30.2%	143,285	28.68%	371,387	69.8%	356,302	71.32%	532,056	499,587
Riverton-Belvidere ⁶	54,239	42.3%	47,468	38.31%	73,849	57.7%	76,440	61.69%	128,088	123,908
Total	876,592	32.2%	761,949	29.8%	1,842,645	67.8%	1,793,656	70.2%	2,719,237	2,555,604

NOTES:

1. There has been a significant increase in EB traffic due to several counter recalibrations throughout the year. Construction on US Route 29 in New Jersey in both directions may affect counts. Traffic counts will continue to be monitored monthly.
2. On January 30, 2024, eastbound traffic detour set in place due to construction under Contract No. TS-694A NH-L TSB Rehabilitation. Detour expected to remain in place into 2025. Eastbound traffic is detoured over the NH-L Toll Bridge. Counter was permanently relocated to PA approach on September 9 and the data for September 10-30 was 50% of previous year and deemed not accurate, so data for September was extrapolated using the NH-L TSB WB traffic numbers from September 2023 and increased by 3.27%.
3. On August 27, 2024, Route 32 (River Road) was closed weekdays between Phillips Mill Road and Route 263 (Upper York Road) in Solebury Township for paving. During the closure, traffic was directed to use Route 263 (Upper York Road) and Phillips Mill Road. This closure was completed/lifted on September 10, 2024.
4. On August 1, 2024, CR 619 in New Jersey was closed due to bridge construction between the Uhlertown-Frenchtown TSB and the Upper Black Eddy-Milford TSB. CR 619 is expected to be closed through December 2024.
5. Total traffic volume appears to be correct. However, based on the geometry on the bridge, the location of the traffic sensor, and the driving habits of motorists, we will continue to monitor the Eastbound/Westbound directional percentage split.
6. After relocating the traffic counter in May and monitoring the June and July data, we observed a change in the directional split of the traffic volumes. This was due to the data being mislabeled directionally and it is believed that the legacy counter produced correct directional volumes, yet they were mislabeled. Total monthly traffic (EB + WB) remains consistent and the directional error has been corrected for the July, August, and September 2024 counts. Traffic volume will continue to be monitored and adjusted if necessary.

**Due to the narrowness of many of the toll-supported bridges, some vehicles drive over the centerline when there is no oncoming traffic, causing directional misclassification.*

**With the upgrade of the traffic counting sensors in 2023, there have been some significant drops in traffic counts at some locations. Commission Staff has been in communication with the vendor, Signal Service, and is working to adjust and verify the new sensors are reporting as accurate as possible. In doing so, we have identified the previous counters may have been inaccurate at times at some of the locations. This could be caused by a number of factors including being out of calibration, double counting due to microwave reflections and/or driver behavior (i.e. straddling the lane line when no opposing traffic is coming) and also the geometry at those specific sites. Signal Service has been to the sites and verified counts and the newer sensors are within a margin of error of 5-7%. Sites where our counts are 10-15% lower than previous years are believed to be as a result of more accurate counts. Sites with counts greater than 15% differences from last year are being examined, will be visited and recalibrated, or counter hardware will be physically moved to see if we can achieve better results. Once Signal Service and the Commission Staff agree the counts are accurate, they will serve as a new baseline for our traffic counts. Going forward, Signal Service will perform routine recalibrations and documented verification counts quarterly at the sites to assure the Commission that the counters are recording traffic accurately.*



Delaware River Joint Toll Bridge Commission Toll Supported Bridge - Two Way Traffic Counts September 2024

Bridge	Total Volume					
	September 2024	September 2023	% Change	YTD 2024	YTD 2023	% Change
Lower Trenton	551,001	544,510	1.2%	4,980,051	4,863,467	2.4%
Calhoun Street ¹	535,050	356,130	50.2%	4,572,468	3,881,598	17.8%
Washington Crossing	203,885	212,189	-3.9%	1,821,707	2,005,574	-9.2%
New Hope-Lambertville ^{2,3}	205,845	349,005	-41.0%	1,815,652	3,372,934	-46.2%
Centre Bridge-Stockton ³	148,646	122,610	21.2%	1,235,187	1,137,420	8.6%
Uhlerstown-Frenchtown ⁴	187,279	142,695	31.2%	1,224,226	1,152,713	6.2%
Upper Black Eddy-Milford ^{4,5}	138,612	107,575	28.9%	1,012,073	957,123	5.7%
Riegelsville	88,775	97,396	-8.9%	798,739	859,873	-7.1%
Northampton Street	532,056	499,587	6.5%	4,870,211	4,501,587	8.2%
Riverton-Belvidere ⁶	128,088	123,908	3.4%	1,116,135	1,151,780	-3.1%
Total	2,719,237	2,555,604	6.4%	23,446,449	23,884,068	-1.8%

NOTES:

- There has been a significant increase in EB traffic due to several counter recalibrations throughout the year. Construction on US Route 29 in New Jersey in both directions may affect counts. Traffic counts will continue to be monitored monthly.
- On January 30, 2024, eastbound traffic detour set in place due to construction under Contract No. TS-694A NH-L TSB Rehabilitation. Detour expected to remain in place into 2025. Eastbound traffic is detoured over the NH-L Toll Bridge. Counter was permanently relocated to PA approach on September 9 and the data for September 10-30 was 50% of previous year and deemed not accurate, so data for September was extrapolated using the NH-L TSB WB traffic numbers from September 2023 and increased by 3.27%.
- On August 27, 2024, Route 32 (River Road) was closed weekdays between Phillips Mill Road and Route 263 (Upper York Road) in Solebury Township for paving. During the closure, traffic was directed to use Route 263 (Upper York Road) and Phillips Mill Road. This closure was completed/lifted on September 10, 2024.
- On August 1, 2024, CR 619 in New Jersey was closed due to bridge construction between the Uhlerstown-Frenchtown TSB and the Upper Black Eddy-Milford TSB. CR 619 is expected to be closed through December 2024.
- Total traffic volume appears to be correct. However, based on the geometry on the bridge, the location of the traffic sensor, and the driving habits of motorists, we will continue to monitor the Eastbound/Westbound directional percentage split.
- After relocating the traffic counter in May and monitoring the June and July data, we observed a change in the directional split of the traffic volumes. This was due to the data being mislabeled directionally and it is believed that the legacy counter produced correct directional volumes, yet they were mislabeled. Total monthly traffic (EB + WB) remains consistent and the directional error has been corrected for the July, August, and September 2024 counts. Traffic volume will continue to be monitored and adjusted if necessary.

**Due to the narrowness of many of the toll-supported bridges, some vehicles drive over the centerline when there is no oncoming traffic, causing directional misclassification.*

**With the upgrade of the traffic counting sensors in 2023, there have been some significant drops in traffic counts at some locations. Commission Staff has been in communication with the vendor, Signal Service, and is working to adjust and verify the new sensors are reporting as accurate as possible. In doing so, we have identified the previous counters may have been inaccurate at times at some of the locations. This could be caused by a number of factors including being out of calibration, double counting due to microwave reflections and/or driver behavior (i.e. straddling the lane line when no opposing traffic is coming) and also the geometry at those specific sites. Signal Service has been to the sites and verified counts and the newer sensors are within a margin of error of 5-7%. Sites where our counts are 10-15% lower than previous years are believed to be as a result of more accurate counts. Sites with counts greater than 15% differences from last year are being examined, will be visited and recalibrated, or counter hardware will be physically moved to see if we can achieve better results. Once Signal Service and the Commission Staff agree the counts are accurate, they will serve as a new baseline for our traffic counts. Going forward, Signal Service will perform routine recalibrations and documented verification counts quarterly at the sites to assure the Commission that the counters are recording traffic accurately.*



Delaware River Joint Toll Bridge Commission Toll Bridge - Two Way Traffic Counts September 2024

Bridge	Total Volume (all classes)					
	September 2024	September 2023	% Change	YTD 2024	YTD 2023	% Change
Trenton-Morrisville ¹	1,560,054	1,556,209	0.2%	14,591,975	14,704,393	-0.8%
Scudder Falls	1,430,572	1,342,351	6.6%	12,279,945	11,763,569	4.4%
New Hope-Lambertville ²	427,294	330,389	29.3%	3,713,565	3,000,779	23.8%
Interstate 78 ³	1,955,262	1,910,925	2.3%	17,730,058	17,353,792	2.2%
Easton - Phillipsburg	1,021,170	1,018,952	0.2%	9,312,328	9,350,615	-0.4%
Portland - Columbia	236,476	238,149	-0.7%	2,114,108	2,185,862	-3.3%
Delaware Water Gap ⁴	1,611,021	1,614,945	-0.2%	14,712,046	14,520,412	1.3%
Milford - Montague ⁵	256,697	234,672	9.4%	1,941,714	1,937,769	0.2%
Total	8,498,546	8,246,592	3.1%	76,395,739	74,817,191	2.1%

NOTES:

1. Construction for Contract T-746A (Trenton-Morrisville TB Roadway Paving & Deck Sealing Improvements) began on July 25, 2024, with daily lane closings between 7AM and 3PM.
2. On January 30, 2024, eastbound traffic detour set in place due to construction under Contract No. TS-694A NH-L TSB Rehabilitation. Detour expected to remain in place into 2025. Eastbound traffic from the TSB is detoured over the NH-L Toll Bridge, resulting in an increase of Eastbound traffic over the toll bridge.
3. Construction for Contract T-766A I-78 NJ Roadway Rehabilitation and Power & Communication Infrastructure Improvements began on April 15, 2024. Work includes daily and nightly lane closures.
4. On 12/6/22, a portion of Route 611 North of Portland was closed indefinitely after a rockfall occurred in Delaware Water Gap Borough.
5. Dingman's Ferry Bridge was closed for 12 days (9/9-9/20) for annual maintenance. The traffic was diverted to M-M TB. In 2023, Dingman's Ferry was closed for 5 days of maintenance in September.

DELAWARE RIVER JOINT TOLL BRIDGE COMMISSION

Meeting of October 28th, 2024

STATISTICAL SUMMARY OF EXPENDITURES

There follow reports entitled "**Budget vs Actual**" covering the month of September 2024 relative to Toll Bridges, Toll Supported Bridges and Administration Departments.

Total operating expenses plus encumbrance totaled \$6,797,647 for the month of September. For the 2024 fiscal period, total expenses plus encumbrances amounted to \$61,746,528 which represents 85.85% of 2024 year-to-date operating budget.

There were no unusual expenses during the month.

Delaware River Joint Toll Bridge Commission
Budget vs Actual
For the Nine Months Ending September 30, 2024

TOTAL COMMISSION

	Annual Budget 2024	YTD Budget 2024	Expended For The Month	Expended Year To Date	Encumbered	Remaining Annual Budget
Regular Employee Salaries	\$27,318,225	19,839,716	\$1,998,372	\$19,468,531	\$0	\$7,849,694
Part-Time Employee Wages	1,066,414	854,134	65,084	718,337	0	348,077
Overtime Wages	1,167,705	927,086	22,289	127,068	0	1,040,637
Pension Contributions	9,763,609	7,134,855	630,207	6,216,903	0	3,546,707
FICA Contributions	2,368,677	1,730,934	166,434	1,623,803	0	744,874
Regular Employee Healthcare Benefits	15,006,387	11,218,333	1,165,059	8,046,073	0	6,960,313
Life Insurance Benefits	302,454	227,601	23,381	212,616	0	89,838
Unemployment Compensation Benefits	44,100	33,075	(4,141)	(21,932)	0	66,032
Utility Expense	1,024,478	816,616	49,260	566,917	76,843	380,718
Office Expense	391,721	314,126	16,581	180,098	68,049	143,574
Telecommunication Expense	1,616,515	1,245,450	103,539	1,013,926	11,263	591,326
Information Technology Expense	1,194,974	982,944	78,828	757,046	95,337	342,591
Professional Development/Meetings	548,764	437,258	6,253	122,473	59,858	366,433
Vehicle Maintenance Expense and Fuel	681,114	617,910	42,534	400,155	181,276	99,683
Operations Maintenance Expense	2,225,920	1,828,496	67,866	1,027,927	465,935	732,059
ESS Operating Maintenance Expense	1,468,798	1,101,599	76,882	703,485	770	764,543
Commission Expense	25,948	19,461	154	12,153	0	13,795
Toll Collection Expense	132,676	117,046	10,306	59,410	218	73,048
Uniform Expense	328,945	312,845	6,660	70,698	179,843	78,405
Business Insurance	6,000,038	4,331,197	471,059	4,156,050	0	1,843,988
Licenses & Inspections Expense	21,685	17,759	809	10,000	0	11,685
Advertising	64,458	53,078	267	12,647	1,921	49,890
Professional Services	2,056,212	1,569,913	61,326	878,415	13,927	1,163,870
State Police Bridge Security	7,549,437	5,751,714	613,651	5,414,234	0	2,135,203
EZP Equip/Traffic Counter Maint	1,481,000	1,119,454	101,836	911,990	2,502	566,508
General Contingency	500,000	375,000	107,426	110,885	105,000	284,115
EZPass Operating Expense	11,819,261	8,946,771	973,689	7,683,880	0	4,135,381
Total	\$96,169,515	\$71,924,372	\$6,855,610	\$60,483,786	\$1,262,742	\$34,422,988

Delaware River Joint Toll Bridge Commission
Budget vs Actual
For the Nine Months Ending September 30, 2024

ADMINISTRATION*

	Annual Budget 2024	YTD Budget 2024	Expended For The Month	Expended Year To Date	Encumbered	Remaining Annual Budget
OPERATING EXPENSE						
Regular Employee Salaries	\$6,119,299	4,472,248	\$462,349	\$4,357,838	\$0	\$1,761,462
Part-Time Employee Wages	72,000	72,000	0	0	0	72,000
Overtime Wages	10,101	7,642	0	203	0	9,898
Pension Contributions	1,997,991	1,460,052	98,945	1,265,754	0	732,237
FICA Contributions	474,407	346,678	34,052	330,787	0	143,620
Regular Employee Healthcare Benefits	2,551,088	1,899,888	181,996	1,322,020	0	1,229,068
Life Insurance Benefits	66,030	49,523	5,005	46,096	0	19,934
Unemployment Compensation Benefits	44,100	33,075	(4,141)	(21,932)	0	66,032
Utility Expense	128,400	88,376	12,071	97,272	0	31,128
Office Expense	280,451	227,567	9,196	142,578	48,287	89,587
Telecommunication Expense	165,919	121,511	8,571	78,129	0	87,790
Information Technology Expense	1,185,630	975,576	78,828	757,046	95,337	333,247
Professional Development/Meetings	405,577	323,288	3,836	99,284	59,858	246,436
Vehicle Maintenance Expense and Fuel	53,834	50,684	4,431	44,499	3,394	5,942
Operations Maintenance Expense	203,950	104,636	4,451	74,135	37,990	91,825
Commission Expense	25,948	19,461	154	12,153	0	13,795
Uniform Expense	11,097	10,266	877	3,059	3,418	4,621
Business Insurance	501,136	207,020	23,280	101,734	0	399,402
Licenses & Inspections Expense	500	375	0	0	0	500
Advertising	64,458	53,078	267	12,647	1,921	49,890
Professional Services	1,371,212	1,056,159	61,326	678,717	5,000	687,495
General Contingency	500,000	375,000	107,426	110,885	105,000	284,115
OPERATING EXPENSE SUBTOTAL	\$16,233,129	\$11,954,102	\$1,092,920	\$9,512,902	\$360,205	\$6,360,022
ADM OPS AIIOCATION						
TES Allocation			(132,828)	(970,850)		
ADM OPS AIIOCATION SUBTOTAL			(\$132,828)	(\$970,850)		
			\$0	\$0		
TOTAL EXPENSES			\$960,092	\$8,542,052		

* Includes Executive, Human Resources, Accounting, EZPass, Purchasing, Information Technology, Community Affairs, Contract/Compliance, and Training & Employee Safety.

Delaware River Joint Toll Bridge Commission
Budget vs Actual
For the Nine Months Ending September 30, 2024

ADMINISTRATION - OPERATIONS*

	Annual Budget 2024	YTD Budget 2024	Expended For The Month	Expended Year To Date	Encumbered	Remaining Annual Budget
OPERATING EXPENSE						
Regular Employee Salaries	\$4,128,770	2,992,400	\$291,264	\$2,948,210	\$0	\$1,180,561
Part-Time Employee Wages	62,000	46,500	8,113	31,171	0	30,829
Overtime Wages	164,649	126,329	8,267	32,034	0	132,615
Pension Contributions	1,871,122	1,367,341	180,424	1,155,036	0	716,086
FICA Contributions	441,112	322,347	32,423	310,398	0	130,714
Regular Employee Healthcare Benefits	2,261,116	1,696,262	166,934	1,290,139	0	970,976
Life Insurance Benefits	57,977	43,483	4,673	42,463	0	15,515
Utility Expense	150,000	112,500	3,773	41,919	0	108,081
Office Expense	53,678	40,168	3,217	23,216	1,489	28,972
Telecommunication Expense	173,203	129,902	10,558	80,941	0	92,261
Professional Development/Meetings	111,925	89,277	2,358	21,922	0	90,003
Vehicle Maintenance Expense and Fuel	129,971	109,978	8,329	85,546	15,115	29,310
Operations Maintenance Expense	387,803	358,102	10,275	225,713	123,649	38,441
ESS Operating Maintenance Expense	1,468,798	1,101,599	76,882	703,485	770	764,543
Toll Collection Expense	265	198	0	0	0	265
Uniform Expense	59,405	57,918	302	17,909	21,632	19,864
Business Insurance	217,330	162,998	17,480	164,505	0	52,825
Licenses & Inspections Expense	2,515	1,886	102	1,733	0	782
Professional Services	685,000	513,754	0	199,698	8,927	476,375
OPERATING EXPENSE SUBTOTAL	\$12,426,638	\$9,272,942	\$825,374	\$7,376,038	\$171,582	\$4,879,018
ADM OPS ALLOCATION						
TES Allocation			13,972	116,165		
Toll Operation Allocation			(78,736)	(671,448)		
Bridge Maint Allocation			(383,952)	(2,136,708)		
Maint/Toll Allocation			214,928	0		
PSBS Allocation			(458,800)	(3,600,303)		
ADM OPS ALLOCATION SUBTOTAL			(\$692,589)	(\$6,292,294)		
TOTAL EXPENSES			\$132,786	\$1,083,744		

* Includes Engineering, Maintenance/Toll Operation, Southern Region Maintenance Center, Public Safety and Bridge Security.

Delaware River Joint Toll Bridge Commission
Budget vs Actual
For the Nine Months Ending September 30, 2024

SOUTHERN REGION TOLL BRIDGE

	Annual Budget 2024	YTD Budget 2024	Expended For The Month	Expended Year To Date	Encumbered	Remaining Annual Budget
OPERATING EXPENSE						
Regular Employee Salaries	\$3,707,770	2,695,320	\$270,982	\$2,640,711	\$0	\$1,067,059
Part-Time Employee Wages	277,694	216,698	19,399	203,822	0	73,871
Overtime Wages	286,065	226,871	4,441	20,132	0	265,933
Pension Contributions	1,310,699	957,807	79,924	764,386	0	546,314
FICA Contributions	324,458	237,101	22,378	217,456	0	107,002
Regular Employee Healthcare Benefits	2,107,820	1,584,585	171,510	1,097,679	0	1,010,140
Life Insurance Benefits	39,471	29,838	2,862	26,944	0	12,528
Utility Expense	242,105	201,610	18,676	148,758	25,652	67,695
Office Expense	13,446	10,396	4,011	5,167	2,932	5,347
Telecommunication Expense	194,390	160,390	8,767	116,393	0	77,997
Information Technology Expense	1,579	1,160	0	0	0	1,579
Professional Development/Meetings	4,844	3,966	0	100	0	4,745
Vehicle Maintenance Expense and Fuel	155,206	148,242	8,125	62,252	64,667	28,287
Operations Maintenance Expense	465,056	379,191	24,255	248,399	60,005	156,652
Toll Collection Expense	36,305	32,360	3,168	16,796	0	19,509
Uniform Expense	83,132	79,807	143	9,504	64,294	9,334
Business Insurance	1,811,060	1,358,295	147,471	1,331,843	0	479,216
Licenses & Inspections Expense	3,307	3,307	230	1,895	0	1,412
State Police Bridge Security	2,262,636	1,723,764	184,012	1,623,610	0	639,026
EZP Equipment/Traffic Counter Maint	516,658	390,347	35,781	320,770	417	195,471
EZPass Operating Expense	4,593,639	3,476,895	388,974	3,204,701	0	1,388,939
OPERATING EXPENSE SUBTOTAL	\$18,437,339	\$13,917,950	\$1,395,106	\$12,061,316	\$217,967	\$6,158,056
ADM OPS AIIOCATION						
TES Allocation			24,178	173,859		
Toll Operation Allocation			23,621	201,434		
Bridge Maint Allocation			138,772	976,675		
Maint/Toll Allocation			(47,284)	0		
PSBS Allocation			120,599	932,724		
ADM OPS AIIOCATION SUBTOTAL			\$259,885	\$2,284,693		
TOTAL EXPENSES			\$1,654,991	\$14,346,009		

Delaware River Joint Toll Bridge Commission
Budget vs Actual
For the Nine Months Ending September 30, 2024

CENTRAL REGION TOLL BRIDGE

	Annual Budget 2024	YTD Budget 2024	Expended For The Month	Expended Year To Date	Encumbered	Remaining Annual Budget
OPERATING EXPENSE						
Regular Employee Salaries	\$4,058,503	2,935,350	\$267,823	\$2,832,798	\$0	\$1,225,706
Part-Time Employee Wages	251,020	188,265	18,461	168,340	0	82,680
Overtime Wages	106,596	82,539	4,226	18,372	0	88,225
Pension Contributions	1,352,840	988,602	81,167	991,812	0	361,028
FICA Contributions	336,410	245,835	22,062	228,501	0	107,909
Regular Employee Healthcare Benefits	2,376,088	1,782,807	193,400	1,240,325	0	1,135,763
Life Insurance Benefits	42,957	33,169	3,197	29,968	0	12,989
Utility Expense	241,784	202,529	5,829	133,627	39,569	68,588
Office Expense	11,038	9,547	0	2,636	970	7,431
Telecommunication Expense	454,720	362,434	30,274	314,058	11,263	129,398
Information Technology Expense	4,503	3,744	0	0	0	4,503
Professional Development/Meetings	12,998	10,728	59	1,018	0	11,979
Vehicle Maintenance Expense and Fuel	170,758	154,076	7,954	111,431	54,598	4,729
Operations Maintenance Expense	569,141	485,944	(15,675)	212,615	175,090	181,436
Toll Collection Expense	54,609	49,213	5,478	27,652	218	26,739
Uniform Expense	59,952	56,714	3,683	18,783	33,845	7,323
Business Insurance	1,034,279	775,709	84,576	765,206	0	269,074
Licenses & Inspections Expense	4,247	2,514	148	2,402	0	1,846
State Police Bridge Security	2,051,910	1,563,224	166,835	1,471,829	0	580,080
EZP Equipment/Traffic Counter Maint	436,574	329,744	30,276	277,131	278	159,164
EZPass Operating Expense	4,175,586	3,161,048	339,523	2,598,574	0	1,577,013
OPERATING EXPENSE SUBTOTAL	\$17,806,512	\$13,423,734	\$1,249,295	\$11,447,079	\$315,832	\$6,043,601
ADM OPS AIIOICATION						
TES Allocation			31,014	223,016		
Toll Operation Allocation			31,494	268,579		
Bridge Maint Allocation			78,514	261,728		
Maint/Toll Allocation			(68,777)	0		
PSBS Allocation			78,132	602,501		
ADM OPS AIIOICATION SUBTOTAL			\$150,377	\$1,355,824		
TOTAL EXPENSES			\$1,399,673	\$12,802,902		

Delaware River Joint Toll Bridge Commission
Budget vs Actual
For the Nine Months Ending September 30, 2024

NORTHERN REGION TOLL BRIDGE

	Annual Budget 2024	YTD Budget 2024	Expended For The Month	Expended Year To Date	Encumbered	Remaining Annual Budget
OPERATING EXPENSE						
Regular Employee Salaries	\$3,931,714	2,852,431	\$284,828	\$2,868,111	\$0	\$1,063,603
Part-Time Employee Wages	396,359	325,165	19,111	315,004	0	81,355
Overtime Wages	178,163	149,749	2,816	28,247	0	149,916
Pension Contributions	1,350,708	987,043	89,616	1,024,636	0	326,072
FICA Contributions	348,464	254,644	23,303	244,213	0	104,251
Regular Employee Healthcare Benefits	2,222,792	1,670,440	182,362	1,143,265	0	1,079,527
Life Insurance Benefits	41,498	31,124	3,085	28,568	0	12,931
Utility Expense	167,569	135,301	5,148	102,936	11,622	53,011
Office Expense	11,373	10,147	157	4,476	1,764	5,133
Telecommunication Expense	354,356	265,767	26,189	240,797	0	113,559
Information Technology Expense	3,262	2,463	0	0	0	3,262
Professional Development/Meetings	8,147	6,045	0	150	0	7,997
Vehicle Maintenance Expense and Fuel	167,566	151,663	13,696	96,417	43,502	27,647
Operations Maintenance Expense	404,551	344,322	24,161	188,042	55,424	161,085
Toll Collection Expense	41,498	35,274	1,659	14,962	0	26,536
Uniform Expense	68,244	64,787	1,404	13,681	41,292	13,271
Business Insurance	1,832,067	1,374,051	148,935	1,345,977	0	486,090
Licenses & Inspections Expense	4,420	4,420	265	2,569	0	1,851
State Police Bridge Security	1,425,919	1,086,582	115,758	1,021,461	0	404,458
EZP Equipment/Traffic Counter Maint	516,658	390,279	35,779	309,918	417	206,322
EZPass Operating Expense	3,050,035	2,308,828	245,192	1,880,606	0	1,169,430
OPERATING EXPENSE SUBTOTAL	\$16,525,364	\$12,450,526	\$1,223,463	\$10,874,036	\$154,021	\$5,497,308
ADM OPS AIIOCATION						
TES Allocation			31,423	225,961		
Toll Operation Allocation			23,621	201,434		
Bridge Maint Allocation			62,811	209,383		
Maint/Toll Allocation			(51,583)	0		
PSBS Allocation			117,198	903,751		
ADM OPS AIIOCATION SUBTOTAL			\$183,471	\$1,540,529		
TOTAL EXPENSES			\$1,406,934	\$12,414,565		

Delaware River Joint Toll Bridge Commission
Budget vs Actual
For the Nine Months Ending September 30, 2024

SOUTHERN DIVISION TOLL SUPPORTED BRIDGES

	Annual Budget 2024	YTD Budget 2024	Expended For The Month	Expended Year To Date	Encumbered	Remaining Annual Budget
OPERATING EXPENSE						
Regular Employee Salaries	\$2,490,966	1,805,048	\$191,843	\$1,775,924	\$0	\$715,042
Part-Time Employee Wages	3,671	2,753	0	0	0	3,671
Overtime Wages	215,565	174,741	1,835	16,457	0	199,108
Pension Contributions	878,269	641,804	41,738	474,257	0	404,012
FICA Contributions	207,330	151,509	14,733	136,302	0	71,029
Regular Employee Healthcare Benefits	1,686,256	1,239,459	130,913	940,852	0	745,404
Life Insurance Benefits	25,345	18,688	2,095	18,112	0	7,233
Utility Expense	53,157	45,251	2,347	21,730	0	31,427
Office Expense	11,500	8,625	0	1,756	8,869	875
Telecommunication Expense	72,146	54,109	5,006	47,980	0	24,166
Professional Development/Meetings	3,025	2,269	0	0	0	3,025
Vehicle Maintenance Expense and Fuel	1,729	1,729	0	0	0	1,729
Operations Maintenance Expense	121,298	98,208	15,370	53,280	7,395	60,623
Uniform Expense	24,466	22,672	27	3,533	11,863	9,071
Business Insurance	353,876	265,407	28,861	261,354	0	92,523
Licenses & Inspections Expense	4,570	3,880	64	1,041	0	3,529
State Police Bridge Security	1,149,619	875,824	93,496	824,791	0	324,829
EZP Equipment/Traffic Counter Maint	5,555	4,518	0	2,085	695	2,775
OPERATING EXPENSE SUBTOTAL	\$7,308,344	\$5,416,494	\$528,327	\$4,579,452	\$28,822	\$2,700,071
ADM OPS AIIOCATION						
TES Allocation			16,129	115,982		
Bridge Maint Allocation			75,067	592,955		
Maint/Toll Allocation			(23,642)	0		
PSBS Allocation			75,936	615,775		
ADM OPS AIIOCATION SUBTOTAL			\$143,489	\$1,324,712		
TOTAL EXPENSES			\$671,816	\$5,904,164		

Delaware River Joint Toll Bridge Commission
Budget vs Actual
For the Nine Months Ending September 30, 2024

NORTHERN DIVISION TOLL SUPPORTED BRIDGES

	Annual Budget 2024	YTD Budget 2024	Expended For The Month	Expended Year To Date	Encumbered	Remaining Annual Budget
OPERATING EXPENSE						
Regular Employee Salaries	\$2,881,201	2,086,918	\$229,283	\$2,044,940	\$0	\$836,261
Part-Time Employee Wages	3,671	2,753	0	0	0	3,671
Overtime Wages	206,566	159,216	705	11,624	0	194,942
Pension Contributions	1,001,980	732,207	58,394	541,022	0	460,959
FICA Contributions	236,495	172,821	17,483	156,146	0	80,349
Regular Employee Healthcare Benefits	1,801,228	1,344,893	137,945	1,011,793	0	789,435
Life Insurance Benefits	29,176	21,776	2,463	20,466	0	8,709
Utility Expense	41,463	31,048	1,416	20,674	0	20,789
Office Expense	10,235	7,676	0	269	3,738	6,228
Telecommunication Expense	201,782	151,337	14,175	135,628	0	66,155
Professional Development/Meetings	2,247	1,685	0	0	0	2,247
Vehicle Maintenance Expense and Fuel	2,051	1,538	0	11	0	2,040
Operations Maintenance Expense	74,121	58,093	5,030	25,743	6,381	41,997
Uniform Expense	22,650	20,681	224	4,229	3,500	14,921
Business Insurance	250,289	187,717	20,456	185,430	0	64,859
Licenses & Inspections Expense	2,125	1,376	0	361	0	1,764
State Police Bridge Security	659,353	502,321	53,550	472,543	0	186,810
EZP Equipment/Traffic Counter Maint	5,556	4,566	0	2,085	695	2,776
OPERATING EXPENSE SUBTOTAL	\$7,432,188	\$5,488,623	\$541,124	\$4,632,963	\$14,313	\$2,784,912
ADM OPS AIIOCATION						
TES Allocation			16,113	115,868		
Bridge Maint Allocation			28,788	95,967		
Maint/Toll Allocation			(23,642)	0		
PSBS Allocation			66,935	545,552		
ADM OPS AIIOCATION SUBTOTAL			\$88,195	\$757,387		
TOTAL EXPENSES			\$629,319	\$5,390,350		

DELAWARE RIVER JOINT TOLL BRIDGE COMMISSION SYSTEM
STATEMENT OF REVENUE AND EXPENSES FOR THE NINE MONTHS ENDED SEPTEMBER 30, 2024

	Southern Toll Bridges	Central Toll Bridges	Northern Toll Bridges	Toll Bridges Subtotal	Southern Region TSB	Northern Region TSB	TSB Subtotal	Administration Operation	Administration Administrative	ADM Subtotal	TOTAL 2024	TOTAL 2023
TOLL REVENUE												
Net Toll Revenue	36,185,089	71,434,296	40,141,891	147,761,277	-	-	-	-	-	-	147,761,277	136,006,545
EZPass Fee	546,053	1,180,254	624,095	2,350,401	-	-	-	-	-	-	2,350,401	2,046,567
Net Violation Fee Income	3,019,643	1,175,373	413,217	4,608,233	-	-	-	-	-	-	4,608,233	6,884,896
REVENUE FROM TOLL	\$ 39,750,785	\$ 73,789,923	\$ 41,179,203	\$ 154,719,911	\$ -	\$ -	\$ -	\$ -	\$ -	\$ -	\$ 154,719,911	\$ 144,938,008
OPERATING EXPENSE												
Regular Employee Salaries	2,640,711	2,832,798	2,868,111	8,341,619	1,775,924	2,044,940	3,820,864	2,948,210	4,357,838	7,306,047	19,468,531	17,827,308
Part-Time Employee Wages	203,822	168,340	315,004	687,166	-	-	-	31,171	-	31,171	718,337	657,415
Summer Employee Wages	-	-	-	-	-	-	-	-	-	-	-	-
Overtime Wages	20,132	18,372	28,247	66,751	16,457	11,624	28,080	32,034	203	32,236	127,068	503,920
Pension Contributions	764,386	991,812	1,024,636	2,780,834	474,257	541,022	1,015,279	1,155,036	1,265,754	2,420,790	6,216,903	5,774,479
FICA Contributions	217,456	228,501	244,213	690,170	136,302	156,146	292,447	310,398	330,787	641,185	1,623,803	1,518,423
Regular Employee Healthcare Benefits	1,097,679	1,240,325	1,143,265	3,481,270	940,852	1,011,793	1,952,644	1,290,139	1,322,020	2,612,159	8,046,073	8,589,425
Life Insurance Benefits	26,944	29,968	28,568	85,479	18,112	20,466	38,578	42,463	46,096	88,558	212,616	197,573
Unemployment Compensation Benefits	-	-	-	-	-	-	-	-	(21,932)	(21,932)	(21,932)	30,389
Utility Expense	148,758	133,627	102,936	385,321	21,730	20,674	42,404	41,919	97,272	139,192	566,917	531,884
Office Expense	5,167	2,636	4,476	12,279	1,756	269	2,025	23,216	142,578	165,794	180,098	160,422
Telecommunication Expense	116,393	314,058	240,797	671,248	47,980	135,628	183,607	80,941	78,129	159,070	1,013,926	998,800
Information Technology Expense	-	-	-	-	-	-	-	-	757,046	757,046	757,046	644,130
Professional Development/Meetings	100	1,018	150	1,268	-	-	-	21,922	99,284	121,205	122,473	218,298
Vehicle Maintenance Expense and Fuel	62,252	111,431	96,417	270,099	-	11	11	85,546	44,499	130,045	400,155	304,344
Operations Maintenance Expense	248,399	212,615	188,042	649,056	53,280	25,743	79,023	225,713	74,135	299,848	1,027,927	775,067
ESS Operating Maintenance Expense	-	-	-	-	-	-	-	703,485	-	703,485	703,485	864,080
Commission Expense	-	-	-	-	-	-	-	-	12,153	12,153	12,153	8,038
Toll Collection Expense	16,796	27,652	14,962	59,410	-	-	-	-	-	-	59,410	55,996
Uniform Expense	9,504	18,783	13,681	41,968	3,533	4,229	7,762	17,909	3,059	20,968	70,698	117,826
Business Insurance	1,331,843	765,206	1,345,977	3,443,027	261,354	185,430	446,784	164,505	101,734	266,239	4,156,050	3,785,634
Licenses & Inspections Expense	1,895	2,402	2,569	6,866	1,041	361	1,402	1,733	-	1,733	10,000	9,269
Advertising	-	-	-	-	-	-	-	-	12,647	12,647	12,647	14,335
Professional Services	-	-	-	-	-	-	-	199,698	678,717	878,415	878,415	918,300
State Police/Bridge Security	1,623,610	1,471,829	1,021,461	4,116,900	824,791	472,543	1,297,334	-	-	-	5,414,234	5,207,643
EZP Equip/Traffic Counter Maint	320,770	277,131	309,918	907,820	2,085	2,085	4,170	-	-	-	911,990	865,647
General Contingency	-	-	-	-	-	-	-	-	110,885	110,885	110,885	-
EZPass Operating Expense	3,204,701	2,598,574	1,880,606	7,683,880	-	-	-	-	-	-	7,683,880	7,045,151
TOTAL OP., MAINT., & ADM	\$ 12,061,316	\$ 11,447,079	\$ 10,874,036	\$ 34,382,430	\$ 4,579,452	\$ 4,632,963	\$ 9,212,415	\$ 7,376,038	\$ 9,512,902	\$ 16,888,940	\$ 60,483,786	\$ 57,623,796
ADM OPS ALLOCATION												
TES Allocation	173,859	223,016	225,961	622,835	115,982	115,868	231,850	116,165	(970,850)	(854,686)	-	-
Toll Ops Allocation	201,434	268,579	201,434	671,448	-	-	-	(671,448)	-	(671,448)	-	-
Bridge Maint Allocation	976,675	261,728	209,383	1,447,786	592,955	95,967	688,922	(2,136,708)	-	(2,136,708)	-	-
Maint/Toll Allocation	-	-	-	-	-	-	-	-	-	-	-	-
PSBS Allocation	932,724	602,501	903,751	2,438,976	615,775	545,552	1,161,327	(3,600,303)	-	(3,600,303)	-	-
TOTAL ADM OPS ALLOCATION	\$ 2,284,693	\$ 1,355,824	\$ 1,540,529	\$ 5,181,046	\$ 1,324,712	\$ 757,387	\$ 2,082,099	\$(6,292,294)	\$(970,850)	\$(7,263,145)	\$ -	\$ -
OTHER OPERATING INC/EXP												
Other Operating Income	-	-	-	-	-	-	-	-	246,115	246,115	246,115	323,819
TOTAL OTHER OP INC	\$ -	\$ -	\$ -	\$ -	\$ -	\$ -	\$ -	\$ -	\$ 246,115	\$ 246,115	\$ 246,115	\$ 323,819
NET OPERATING INC	\$ 25,404,776	\$ 60,987,021	\$ 28,764,638	\$ 115,156,435	\$(5,904,164)	\$(5,390,350)	\$(11,294,514)	\$(1,083,744)	\$(8,295,936)	\$(9,379,680)	\$ 94,482,240	\$ 87,638,031
NON-OPERATING REV/EXP												
Interest Revenue & Unrealized Gain/Loss	-	-	-	-	-	-	-	-	-	-	12,860,012	9,363,623
Other Non-Operating Revenue	-	-	-	-	-	-	-	-	-	-	1,500	-
Interest Expense	-	-	-	-	-	-	-	-	-	-	(19,442,912)	(19,759,515)
Depreciation Expense	-	-	-	-	-	-	-	-	-	-	(18,629,640)	(18,309,025)
TOTAL NON-OPS REV/EXP	\$ -	\$ -	\$ -	\$ -	\$ -	\$ -	\$ -	\$ -	\$ -	\$ -	\$(25,211,040)	\$(28,704,917)
CHANGE IN NET ASSETS	\$ -	\$ -	\$ -	\$ -	\$ -	\$ -	\$ -	\$ -	\$ -	\$ -	\$ 69,271,201	\$ 58,933,115

33

DELAWARE RIVER JOINT TOLL BRIDGE COMMISSION

Meeting of October 28, 2024

ADMINISTRATION

The following Pages reflect the reports on those items assigned to the Administration Department. Each item is reported separately and page numbered accordingly.

DELAWARE RIVER JOINT TOLL BRIDGE COMMISSION

Meeting of October 28, 2024

PURCHASING REPORT INDEX

MONTH OF SEPTEMBER 2024

SUBJECT	DESCRIPTION	PAGE NUMBER
Purchasing	Monthly Purchasing Report Covering the Month of September 2024	1-4

DELAWARE RIVER JOINT TOLL BRIDGE COMMISSION

Meeting of October 28, 2024

MONTHLY PURCHASING REPORT

Month of September 2024

This report itemizes all orders for purchases made for the month of September 2024, showing the divisions chargeable for the expense and the source of authority for issuance of the Purchase Order. This authority is broken into three categories:

- (1) By authority of the Commission
- (2) By authority of the Executive Director or his designate
- (3) By authority of the Director

The purchasing activities for the month of September 2024, culminated in the preparation and placement of 58 purchase orders in the total amount of \$351,488.79. For two (2) of these purchases, six (6) price inquiries were sent out for an average of three (3) inquiries per order ($6/2=3$).

Significant procurements are shown below:

- One (1) Purchase Order was issued, in the total amount of \$88,881.85 for the renewal of Cisco Smartnet and software agreements;
- Three (3) Purchase Orders were issued, in the total amount of \$29,937.50 for guiderail and attenuator repairs/replacements for multiple locations;
- One (1) Purchase Order was issued, in the total amount of \$27,918.00 for the annual SSP license renewal;
- One (1) Purchase Order was issued, in the total amount of \$21,081.00 for PSBS/Toll Department uniforms;
- One (1) Purchase Order was issued, in the total amount of \$13,672.24 for the Human Resources Investigator office furniture.

In addition to the practices employed incidental to purchase of materials, etc., from vendors on a direct basis, the Commission also purchases via direct utilization of the purchasing processes of the State of New Jersey, the Commonwealth of Pennsylvania and other joint purchasing arrangements.

**DELAWARE RIVER JOINT TOLL BRIDGE COMMISSION
REPORT OF PURCHASING ACTIVITIES**

September 2024

PO Number	Vendor Name	General Description	Req Dept	Contract/Resolution/ Comment	** BY AUTHORITY OF **	
					Commission	Director of Purchasing
20240526	BILLOWS ELECTRIC SUPPLY	TRENTON MAKES SPARE PARTS	ENG			625.00
20240527	OFFICE BASICS	JANITORIAL SUPPLIES FOR EP	EP	PA COSTARS-005-135		8,962.39
20240528	STARR UNIFORM	CLOTHING: PSBS TOLL PERSONNEL	ESS	COSTARS 12		3,621.00
20240529	TIMMERMAN EQUIPMENT COMPANY	MM- BACKUP SWEEPER BROOM MOTOR	MM	NJ T-2188		1,134.81
20240530	EQUIPMENT DEPOT	SCISSOR LIFT INSPECTION	DWG			220.35
20240531	STARR UNIFORM	PSBS CLOTHING - TSB/TOLL PERSO	ESS	COSTARS 12		17,460.00
20240532	IPFONE	ANNUAL SSP LICENSE RENEWAL - I	IT			27,918.00
20240533	COOPER ELECTRIC SUPPLY CO	VOLTAGE TRANSFORMER CONVERTER(MM			922.19
20240534	J. FLETCHER CREAMER & SONS , INC	GUIDE RAIL & ATTENUATOR RPLCMN	TM	TTS-783A		8,300.00
20240535	J. FLETCHER CREAMER & SONS , INC	GUIDE RAIL & ATTENUATOR RPLCMN	TM	TTS-783A		437.50
20240536	J. FLETCHER CREAMER & SONS , INC	GUIDE RAIL & ATTENUATOR RPLCMN	SFT	TTS-783A		21,200.00
20240537	J. FLETCHER CREAMER & SONS , INC	GUIDE RAIL & ATTENUATOR RPLCMN	SFT	TTS-783A		1,500.00
20240538	ADVANCE AUTO PARTS	DRUMS OF OIL & DEF FLUID- TM	TM			2,861.12
20240539	GRAINGER	LT BRS	TES			99.05
20240540	CORPORATE FACILITIES OF NEW JERSEY, LLC	PSBS TSB SHELTER CHAIRS	PSBS			12,606.88
20240541	FOLEY INC	SRMC- CAT289 REPAIR- OUTSIDE A	SRMC			2,235.83
20240542	STOKES CREATIVE GROUP, INC.	PUBLIC WEBSITE HOSTING	IT			5,400.00
20240543	FIRST CHOICE AUTO EQUIPMENT INC.	VEHICLE LIFT INSPECTION	DWG			2,090.00
20240544	CDW-G	CISCO SMARTNT ANNL MAINT RENEW	IT	PA COSTARS 003 & 006		88,881.85
20240546	PACE ANALYTICAL SERVICES	BOILER WATER TREATMENT SERVICE	NHL			297.50
20240547	FRANKLIN SUSSEX AUTOMALL	MM- RAM5500 OIL PAN REPAIR	MM			4,860.60

**DELAWARE RIVER JOINT TOLL BRIDGE COMMISSION
REPORT OF PURCHASING ACTIVITIES**

September 2024

PO Number	Vendor Name	General Description	Req Dept	Contract/Resolution/ Comment	** BY AUTHORITY OF **		Director
					Commission	Director of Purchasing	
20240548	CORPORATE FACILITIES OF NEW JERSEY, LLC	FURNITURE: INVESTIGATORS OFFIC	HR			13,672.24	
20240549	CORPORATE FACILITIES OF NEW JERSEY, LLC	FURNITURE: NHL TSS OFFICE	TES			8,891.44	
20240550	CDW-G	ADOBE CLOUD ANNUAL RENEWAL	IT	KPN-A-202112-04 (022-G)		3,575.05	
20240551	SS&C TECHNOLOGIES. INC.	FIN/ACCT'G SFTWARE MAINT RNWL	IT			3,750.00	
20240552	WEATHERWORKS	WEATHER FORECAST SVCS RENEWAL	ESS			7,325.00	
20240553	CARR & DUFF INC.	NHS TSB Architectural Lighting	NDTS			1,200.00	
20240554	ELITE VEHICLE SOLUTIONS CAPITAL RESERVE	TM- HOOK TRUCK GRAPHICS (V&E#2	TM			2,816.44	
20240555	HAZLETON OIL & ENVIRON. , INC.	HAZARD WASTE MATERIAL DISPOSAL	MM			1,547.00	
20240556	OFFICE BASICS	BREAKING ROOM SUPPLIES S/F	AB SF	COSTARS 4		7,055.63	
20240557	SUBURBAN PROPANE	PROPANE FOR EMERGENCY GENERATO	DWG			158.98	
20240558	ARMOUR & SONS ELECTRIC INC	ARMOUR AND SONS-LIGHT POLE REP	SDTS			8,007.75	
20240559	BERGEY'S TIRE	TIRES (YEARLY REQ) NORTHERN R	DWG	PA 4400015997		10,097.94	
20240560	E.M. KUTZ, INC.	EP- PLOW PARTS ORDER	EP			2,929.06	
20240561	EMR POWER SYSTEMS LLC	EMERGENCY GENERATOR REPAIR	DWG			5,501.49	
20240562	FOLEY INC	FOLEY CAT-FORKLIFT	AB SF	PA 440 0019935		2,340.00	
20240563	BORTEK INDUSTRIES	STREET SWEEPER BROOMS	NHL			2,495.88	
20240564	RC MOWERS	BLADE KIT FOR SNOW OPERATION	SRMC			589.24	
20240565	STARR UNIFORM	MENS PORT AUTHORITY POLO"S STY	TES	PA COSTARS 12		1,204.62	
20240566	DOI-USGS	USGS RIVER GAUGE CONTRACT	MULTI			11,512.50	
20240567	OFFICE BASICS	JANITORIAL & PAPER PRODUCTS	178	PA COSTARS-005-135		4,309.78	

**DELAWARE RIVER JOINT TOLL BRIDGE COMMISSION
REPORT OF PURCHASING ACTIVITIES**

September 2024

PO Number	Vendor Name	General Description	Req Dept	Contract/Resolution/ Comment	** BY AUTHORITY OF **			
					Commission	Director of Purchasing	Director	
20240568	ACS SERVICES LLC	HVAC SERVICE /SPOT COOLER RENT	TM			3,880.00		
20240569	ACS SERVICES LLC	HVAC SERVICE.	NHL			1,653.95		
20240570	ACS SERVICES LLC	HVAC SERVICE.	NHL			1,870.00		
20240571	ACS SERVICES LLC	HVAC SERVICE / BOILER CIRCULAT	NHL			800.00		
20240572	ACS SERVICES LLC	HAVC SERVICE / LIEBERT UNIT RE	AB SF			893.40		
20240573	KELLEY BROS, LLC	ESS: SECURITY -NHL ADMIN BLDG	ESS	PA COSTARS 008-681		770.00		
20240574	ACS SERVICES LLC	HVAC SERVICE / HUMIDITY, TEMPE	NHL			777.85		
20240575	UNITED RENTALS	UNITED RENTALS-ARTICULATING BO	SDTS			1,422.32		
20240576	THE PAPER SHOP	COPIER TABS	EO			1,145.00		
20240577	STARR UNIFORM	CLOTHING: MAINTENANCE UNIFORM	SRMC	COSTAR 12		11,514.89		
20240578	RK INDUSTRIES GROUP	MAINTENANCE UNIFORM	SRMC	COSTAR 12		2,671.90		
20240579	AIR CENTER, INC	I-78 AIR COMPRESSOR CONVERSION	I78			2,027.12		
20240580	ELITE VEHICLE SOLUTIONS	DWG- RADIO & SEAT COVER(V&E#20	DWG	PA COSTARS 012-E22-245	990.17			
CAPITAL RESERVE								
20240581	BOYKO PETROLEUM SERVICE INC.	INSPECTION FOR GAS PUMPS AND U	I78			1,117.50		
20240582	E.M. KUTZ, INC.	I78- PLOW PARTS & ACCESS	I78			4,442.58		
20240583	SARTINI PLUMBING AND HEATING	SARTINI PLUMBING-MAIN WATER PI	I78			1,200.00		
20240584	SIGNAL SERVICE INC	LIGHTING POLE REPLACEMENT	AB SF	PA COSTARS 40		3,698.00		
Purchase Order Count: 58					AUTHORITY TOTALS:	<u>\$3,806.61</u>	<u>\$347,682.18</u>	<u>\$0.00</u>
					GRAND TOTAL:	<u>\$351,488.79</u>		

Delaware River Joint Toll Bridge Commission
Meeting of October 28, 2024

**E-ZPASS REPORT
CUSTOMER SERVICE CENTER/VIOLATIONS PROCESSING CENTER (CSC/VPC)
OPERATIONS REPORT FOR THE E-ZPASS SYSTEM
SEPTEMBER 2024**

SUBJECT	DESCRIPTION	PAGE NUMBER
E-ZPass CSC/VPC Operations Report	E-ZPass CSC/VPC Operations Report September	1-4

Delaware River Joint Toll Bridge Commission
Meeting of October 28, 2024

E-ZPASS REPORT
CUSTOMER SERVICE CENTER/VIOLATIONS PROCESSING CENTER (CSC/VPC)
OPERATIONS REPORT FOR THE E-ZPASS SYSTEM
SEPTEMBER 2024

E-ZPass Account and Transponder Information as reported by Conduent State and Local Solutions, Inc. (CSC/VPC Provider)

Total Number of Migrated DRJTBC and NJ CSC E-ZPass Accounts

Migrated Business Accounts	Migrated Private Accounts	Total Number of Migrated Accounts	Total Number of NJ CSC Active Accounts
1,654	77,339	78,993	3,990,996

Total Number of Migrated DRJTBC (029) Transponders and NJ CSC E-ZPass Transponders

Migrated Business Account Transponders	Migrated Private Account Transponders	Total Number of Migrated Transponders	Total Number of NJ CSC Active Transponders
9,228	131,323	140,551	6,456,019

The Commission will be able to identify 78,993 migrated accounts through a prefix account number (60000). This number will precede the 4-digit account assigned to these accounts. The prefix number was provided in order for the Commission to identify all migrated E-ZPass accounts.

Delaware River Joint Toll Bridge Commission
Meeting of October 28, 2024

**E-ZPASS REPORT
CUSTOMER SERVICE CENTER/VIOLATIONS PROCESSING CENTER (CSC/VPC)
OPERATIONS REPORT FOR THE E-ZPASS SYSTEM
SEPTEMBER 2024**

E-ZPass Department Call Activity	Total Calls for September
Account Modification Requests	108
Violation Notification Inquires	41
E-ZPass/TBP Inquiries	170
<i>General Commission Inquiries</i>	
Calls referred to Other Departments (H.R., Eng., ESS)	24
<i>Web-Inquiries</i>	
Account Updates	57
Violations	28
Disputes	58
TOTAL NUMBER OF CALLS	486

E-ZPass account modification requests and violation inquiries represent a decrease in calls for September.

E-ZPASS REPORT
CUSTOMER SERVICE CENTER/VIOLATIONS PROCESSING CENTER (CSC/VPC)
OPERATIONS REPORT FOR THE E-ZPASS SYSTEM
September 2024

CSC/VPC Post-Migration Collection Update:

As a result of post-migration collection efforts from May 2014 – September 2024, New Jersey E-ZPass reports \$22,238,062.94 collected in tolls and \$60,722,487.14 collected in fees.

Collection Account Updates:

CRST Lincoln Sales - August Settlement: DRJTBC received payment in the amount of \$43,188.15 for violation transactions from February 2016 through July 2019. The full outstanding toll in the amount of \$14,428.15 was paid. Conduent receives a percentage share of the administrative fee. Therefore, DRJTBC received payment for the fees in the amount of \$19,185.00. Commission counsel filed a civil complaint for the outstanding amount. General Counsel for CRST International, Inc. and Commission counsel representing Florio Perucci Steinhardt & Capelli negotiated payment for the entire outstanding amount.

Transcom - August Settlement: DRJTBC received payment in the amount of \$5,000.00 representing outstanding tolls from April 2014-October 2018. Commission counsel filed a civil complaint for the outstanding amount. Counsel for Transcom and Commission counsel representing Florio Perucci Steinhardt & Capelli negotiated payment.

TMT Trucking: On 12/19/19, DRJTBC was awarded \$40,000.00 during an arbitration hearing. The defendant as well as the Commission has 30 days to appeal the verdict. The Commission nor the defendant has appealed the verdict. The current outstanding amount owed to the Commission in tolls is \$19,584.00 and \$31,290.00 in fees.

Jhonatan Trucking: Arbitration awarded to the Commission in the amount of \$75,015.50 for outstanding tolls and fees.

Sakoutis Transport LLC: Settlement complete. Check has been received and processed for \$13,250.00.

TEV Corporation: Settlement complete. Check has been received in the amount of \$61,883.43.

**E-Z PASS REPORT
CUSTOMER SERVICE CENTER/VIOLATIONS PROCESSING CENTER (CSC/VPC)
OPERATIONS REPORT FOR THE E-ZPASS SYSTEM
SEPTEMBER 2024**

**IAG, New Jersey Turnpike Authority (NJTA) and Electronic Toll Collection System (ETC)
Meetings and Workshops**

Continue to represent the Commission at the following committees, meetings and workshops:

1. IAG Reciprocity Committee
2. IAG Public Relations & Marketing Committee
3. IAG Legal Committee
4. IAG Rental/Fleet Car Subgroup Committee
5. New Jersey Turnpike Authority Project Status Meetings
6. New Jersey Customer Service Center Requirements Meetings

DELAWARE RIVER JOINT TOLL BRIDGE COMMISSION
Meeting of October 28, 2024

ELECTRONIC TOLL COLLECTION PROGRAM

MONTH OF SEPTEMBER 2024

SUBJECT	DESCRIPTION	PAGE NUMBER
ETC PROGRAM	Electronic Toll Collection Program Report	1-3

DELAWARE RIVER JOINT TOLL BRIDGE COMMISSION
Meeting of October 28, 2024

ELECTRONIC TOLL COLLECTION PROGRAM
MONTH OF SEPTEMBER 2024

The following items were recently initiated, accomplished or performed during the above noted month:

Activities for the In-Lane Toll System

1. TransCore began preparing the remaining seven (7) toll plazas for the installation of the Encompass E6 multiprotocol reader. This included installing the cabling from the proposed reader location to each antenna. TransCore met with their electrical subcontractor to plan their activities related to the E6 multiprotocol reader installations.
2. Commission Staff are working with TransCore and the NJ E-ZPass CSC provider, Conduent, to implement IAG Interface Control Document (ICD) version 1.60. This will allow CSCs to receive data and process transactions from other transponder protocols such as SeGo and 6C, in addition to the current TDM protocol, as well as other functionalities. Commission Staff coordinated with Conduent and TransCore for the end-to-end final testing. Conduent prepared an end-to-end test plan and has distributed the document for the agencies to follow. Additionally, the Commission received the test transponders and provided them to TransCore for their use in the testing. After testing is completed with all agencies within the NJ E-ZPass CSC, go-live will be scheduled, expected to occur in late October 2024.
3. TransCore assisted the Commission's pest control company with the treating of the toll plaza canopies.
4. Commission Staff and TransCore meet monthly to review and discuss system operational and maintenance items. A weekly call also takes place to briefly review system maintenance items for the week.
5. Rummel, Klepper & Kahl, LLP (RK&K) submitted the final plans, specifications and estimates for the All-Electronic Tolling (AET) Soft Conversion Phase 2 - AET in place (Phase 2) signage revisions for the Trenton – Morrisville, I-78, Easton – Phillipsburg, and Delaware Water Gap Toll Bridges. Commission Staff reviewed the submission to confirm that comments were addressed. Commission Staff prepared the Job Order Contract Request forms to be submitted to Mount Construction for pricing.
6. Mount Construction, the Commission's Job Order Contract (JOC) contractor, worked on the installation of two larger signs at the New Hope – Lambertville Toll Bridge that support AET in place and required additional time to procure.

DELAWARE RIVER JOINT TOLL BRIDGE COMMISSION
Meeting of October 28, 2024

7. RK&K prepared and submitted the preliminary design plans, specifications and estimate for the New Hope – Lambertville Hard AET Conversion. Commission Staff met with the RK&K team to discuss the initial submission and review of these documents is underway.

Activities for the E-ZPass Customer Service Center/Violation Processing Center

1. Commission Staff are working with the New Jersey E-ZPass Customer Service Center (NJ E-ZPass CSC) provider, Conduent, to implement IAG Interface Control Document (ICD) version 1.60. This will allow CSCs to receive data and process transactions from other transponder protocols such as SeGo and 6C, in addition to the current TDM protocol, as well as other functionalities. Commission Staff coordinated with Conduent and TransCore for the end-to-end final testing. Conduent prepared an end to end test plan and has distributed the document for the agencies to follow. Additionally, the Commission received the test transponders and provided them to TransCore for their use in the testing. After testing is completed with all agencies within the NJ E-ZPass CSC, go-live will be scheduled, expected to occur in late October 2024.
2. Conduent continues to develop the real time digital payment function at the NJ E-ZPass CSC for toll by plate customers. Conduent provided a preliminary walk through of the new functionality with Commission Staff and is working to address comments. Conduent has also prepared terms and conditions that will be displayed on the NJ E-ZPass website and they are being reviewed by the NJTA. Commission Staff met with Conduent to discuss how this new functionality will be promoted to the public. Conduent prepared and submitted a friends and family test plan that is being reviewed by Commission Staff.
3. For the NJ E-ZPass CSC Services re-procurement, the New Jersey Turnpike Authority (NJTA) awarded the agreements at their Board Meeting. Subsequently, Commission Staff prepared a Summary Statement and Resolution for the Commission to authorize the Executive Director to execute all agreements.
4. The NJTA, as the lead agency, is facilitating all meetings with the other agencies and Conduent to manage the implementation of outstanding system elements for the New Jersey E-ZPass Customer Service Center. .

General Electronic Toll Collection Program Activities

1. Mr. Stracciolini participated in the IAG E-ZPass Executive Management Committee meeting and Policy Committee meetings. At the August 2023 IAG EMC Meeting, Mr. Stracciolini was re-elected by the members to serve as Vice Chair to the EMC.

DELAWARE RIVER JOINT TOLL BRIDGE COMMISSION
Meeting of October 28, 2024

2. Mr. Stracciolini is participating in the Non-toll Business Opportunity Task Force.
3. Mr. Stracciolini is serving on the International Bridge, Tunnel & Turnpike Association's (IBTTA) 2024 Emerging Technologies Task Force.

**Delaware River Joint Toll Bridge Commission
Meeting of October 28, 2024**

**CONTRACT COMPLIANCE REPORT INDEX
Month of September 2024**

SUBJECT	DESCRIPTION	PAGE NUMBER
Contract Compliance Program Operations Report	Operations Report September 2024	1-20

**Delaware River Joint Toll Bridge Commission
Meeting of October 28, 2024**

**Delaware River Joint Toll Bridge Commission
Month of September 2024**

TABLE OF CONTENTS

IBE PROGRAM

	PAGES
• IBE Program Overview	3
• Compliance IBE Scores Overview	4
• IBE Summary Reports	5
• Active Construction Projects Payments, Workforce & Ethnicity Utilization Scores	6-7
• Active Professional Projects Payments Detail and Scores	8-9
• Completed Construction Projects Payments, Workforce & Ethnicity Utilization Scores	10-14
• Completed Professional Projects Payments Detail and Scores	15-16

MWSBE Program

• MWSBE Minority (7%), Women (3%), and Small Business (25%) Enterprise Program Overview	17
• MWSBE Program Commitments for Professional and Construction (Active & Completed Pie Charts)	18
• MWSBE Professional & Construction Projects Final Commitment	19-20

**Delaware River Joint Toll Bridge Commission
Meeting of October 28, 2024**

IBE PROGRAM OVERVIEW

The Delaware River Joint Toll Bridge Commission (Commission) established an IBE Program (MBE/WBE/SBE/DBE/DsBE/VBE) with a target of 25% for all Professional Services and Construction Contracts awarded by the Commission effective July 1, 2014. To date, the Commission has awarded **(101)** contracts with the IBE Program requirements. Currently, there are **(45) active** projects and **(56) completed** projects.

IBE Program Requirements

The Commission began using Elation Systems effective January 2017, as the online system for Payment Verification and Certified Payroll Reporting (CPR). All contracts awarded by the Commission to a Prime Consultant/Prime Contractor and their Subconsultants and Subcontractors use this service free of charge. Online training is available to vendors on how to use Elation Systems. The Contract Compliance Department and Elation Support Staff are available to assist all users.

The Contract Compliance Department (CCD) monitors, posts and reports data in regards to all payments. The CCD also reviews all Certified Payrolls submitted into Elation Systems.

The following are all mandatory requirements:

Company On-Line Registration:

- i.* All Primes must register their company and activate an account in Elation Systems; *and*
- ii.* All Primes must also ensure that all Subconsultants and Subcontractors register their company and activate an account in Elation Systems.

Payment Verification:

- i.* Prime Contractors must post all payments to their Subconsultants and/or Subcontractors in Elation Systems; *and*
- ii.* Prime Contractors and their Subconsultants and/or Subcontractors must confirm all payments received in Elation Systems.

Certified Payroll Reporting:

- i.* All Prime Contractors are responsible for assigning someone from their staff with the responsibility to review, approve, and upload their CPR(s) on a weekly basis into Elation Systems; *and*
- ii.* All Prime Contractors must also ensure that their Subcontractors upload their CPR(s) on a weekly basis into Elation Systems.

Prime Consultants / Contractors IBE Target performance will be displayed / available on the Commission's public website.

**Delaware River Joint Toll Bridge Commission
Meeting of October 28, 2024**

**Contract Compliance Department
Compliance IBE Scores Overview**

The Commission through its Contract Compliance Department has instituted a Compliance Score Ranking that will be included in the Monthly Contract Compliance Report for all Professional Services and Construction Projects.

The Compliance Score Ranking is an ongoing summary of data presented on Active and Completed contracts, which includes the tracking of payments from Prime Consultants and Contractors to IBE Subconsultants and Subcontractors, and the Prime Contractors Workforce Utilization. The Scores will illustrate the progress and participation to meet the Targets by Prime Consultants and Contractors as part of the IBE program.

The complete and timely reporting of payments and certified payrolls to the Elation Systems by the Prime Consultants and Prime Contractors, and their Subconsultants and Subcontractors, will assist the Prime Consultant and Prime Contractor in tracking the data to meet their targets.

Accordingly, each Prime will also be given a final grade at the completion of each project. Additionally, the data will be uploaded onto the Commission’s public website on a monthly basis. ***The Score(s) are factored using the following criteria:***

IBE PAYMENTS

The payments by the Prime Consultant / Contractor to each of their IBE Subconsultants / Subcontractors will be calculated based on the criteria set by the Commission’s 25% IBE Target.

WORKFORCE UTILIZATION

Workforce utilization contains 2 levels of scoring and documents the hourly employee utilization by workforce type, ethnicity and gender.

IBE Payments Legend	
Score Rankings	IBE Commitment Participation
A+	45% & above
A	35% to 44.9%
B+	30% to 34.9%
B	25% to 29.9%
C+	20% to 24.9%
C	15% to 19.9%
D+	10% to 14.9%
D	5% to 9.9%
F	4.9% & below

Workforce Utilization Legend		
Score Rankings	Workforce Commitment Participation	Ethnicity & Gender Participation
A+	30% & above	25% & a above
A	25% to 29.9%	15% to 24.9%
B+	20% to 24.9%	over 15%
B	15% to 19.9%	10% to 14.9%
C+	10% to 14.9%	over 10%
C	10% to 14.9%	7.5% to 9.9%
D+	5% to 9.9%	over 7.5%
D	5% to 9.9%	5% to 7.4%
F	4.9% & below	4.9% & below

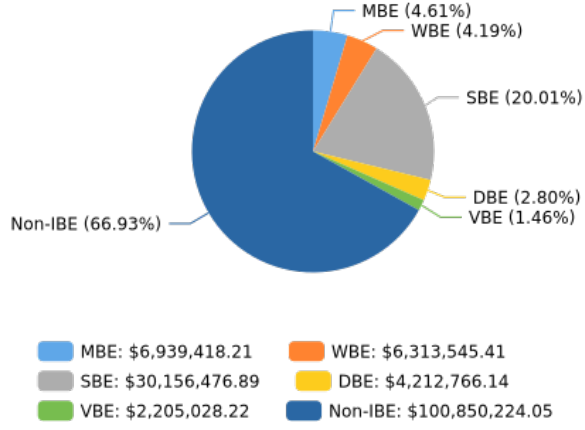
Delaware River Joint Toll Bridge Commission

Meeting of October 28, 2024

Summary - Professional Services and Construction Contractors 25% IBE Target Status

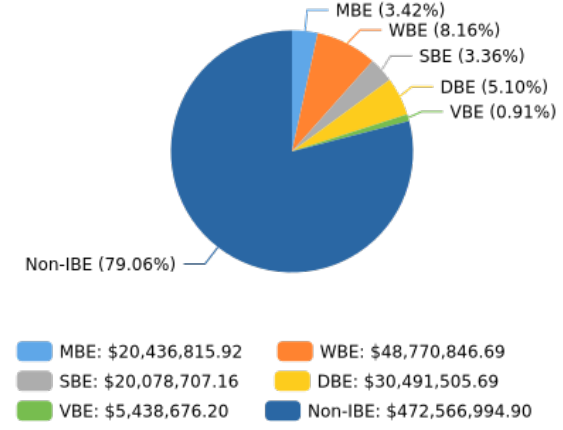
ACTIVE PROJECTS

Current IBE Status: 33.07%
 Total Payments to Prime: \$150,677,458.92
 Total Payments to IBEs: \$49,827,234.87



COMPLETED PROJECTS

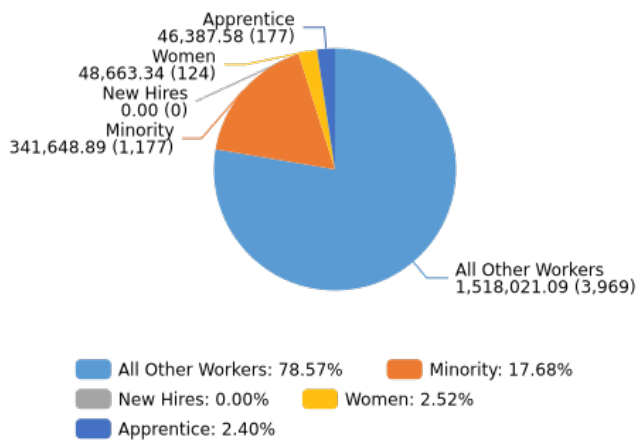
Final IBE Status: 20.94%
 Total Prime Awarded Contract Values: \$635,619,991.35
 Total Payments to Prime: \$597,737,350.92
 Total Payments to IBEs: \$125,170,356.02



Summary - Prime Contractor(s) & Subcontractor(s) Workforce Utilization Categories By Hours, Workers & Ethnicity

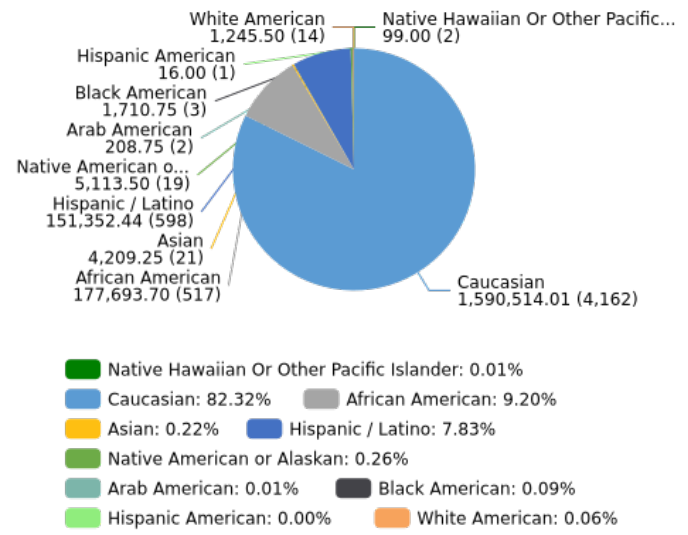
Workers Categories

Hours, Percentages and Workers
 Total Hours Worked: 1,932,162.90



Ethnicity Categories

Hours, Percentages and Workers
 Total Number of Workers: 5,339



(Percentage is based on work hours)

(Percentage is based on work hours)

Active Professional & Construction Projects Payment Summary		Contract Value	Prime P / T / D	IBE P / T / D	IBE Actual	Score
Professional and Construction Projects Totals		\$232,911,332.05	\$150,677,458.92	\$49,827,234.87	33.07%	B+
Professional Services Projects Totals		\$80,213,135.69	\$57,954,727.96	\$17,106,353.40	29.52%	B
Completed Professional & Construction Projects Payment Summary		Contract Value	Prime P / T / D	IBE P / T / D	IBE Actual	Score
Professional and Construction Projects Totals		\$635,619,991.35	\$597,737,350.92	\$125,170,356.02	20.94%	C+
Professional Services Projects Totals		\$62,722,858.80	\$55,679,144.39	\$16,761,466.49	30.10%	B+

ACTIVE CONSTRUCTION PROJECTS														
Payments Summary				Workforce Hours Summary 24.48%					Ethnicity Participation Summary					
Total Contracts Value	Total Prime P / T / D	Total IBE P / T / D	Total IBE %	Payments Score (Total IBE Payments)	Total Number of Workers	Total Hours Worked	Caucasian Hours	Total Minority Hours	Total Women Hours	Workforce Score (Total Hours Worked)	Caucasian %	Minority %	Women %	Ethnicity Score (Total Participation)
\$152,698,196.36	\$92,722,730.96	\$32,720,881.47	35.29%	A	1052	202,270.45	155,219.45	47,051.00	2,454.84	B+	76.74%	23.26%	1.21%	A

COMPLETED CONSTRUCTION PROJECTS														
Payments Summary				Workforce Hours Summary 19.70%					Ethnicity Participation Summary					
Total Contracts Value	Total Prime P / T / D	Total IBE P / T / D	Total IBE %	Payments Score (Total IBE Payments)	Total Number of Workers	Total Hours Worked	Caucasian Hours	Total Minority Hours	Total Women Hours	Workforce Score (Total Hours Worked)	Caucasian %	Minority %	Women %	Ethnicity Score (Total Participation)
\$572,897,132.55	\$542,058,206.53	\$108,408,889.53	20.00%	C+	4440	1,729,892.45	1,435,294.56	294,597.89	46,208.50	B	82.97%	17.03%	2.67%	A

Delaware River Joint Toll Bridge Commission

Meeting of October 28, 2024

Active Construction Projects - Summary's & Scores (IBE Payments, Workforce Hours & Ethnicity Participation)

Date: From 07/01/2014 To 09/30/2024

IBE Payments Legend	
Score Rankings	IBE Commitment Participation
A+	45% & above
A	35% to 44.9%
B+	30% to 34.9%
B	25% to 29.9%
C+	20% to 24.9%
C	15% to 19.9%
D+	10% to 14.9%
D	5% to 9.9%
F	4.9% & below

Total of all Primes Contract Values \$152,698,196.36

Total Payments to all Primes \$92,722,730.96

Total Payments to all IBEs \$32,720,881.47

IBE Target 25.00%

IBE Actual 35.29%

Workforce Utilization Legend		
Score Rankings	Workforce Commitment Participation	Ethnicity & Gender Participation
A+	30% & above	25% & above
A	25% to 29.9%	15% to 24.9%
B+	20% to 24.9%	over 15%
B	15% to 19.9%	10% to 14.9%
C+	10% to 14.9%	over 10%
C	10% to 14.9%	7.5% to 9.9%
D+	5% to 9.9%	over 7.5%
D	5% to 9.9%	5% to 7.4%
F	4.9% & below	4.9% & below

ACTIVE CONSTRUCTION PROJECTS														
Payments Summary					Workforce Hours Summary 24.48%					Ethnicity Participation Summary				
Total Contracts Value	Total Prime P / T / D	Total IBE P / T / D	Total IBE %	Payments Score (Total IBE Payments)	Total Number of Workers	Total Hours Worked	Caucasian Hours	Total Minority Hours	Total Women Hours	Workforce Score (Total Hours Worked)	Caucasian %	Minority %	Women %	Ethnicity Score (Total Participation)
\$152,698,196.36	\$92,722,730.96	\$32,720,881.47	35.29%	A	1052	202,270.45	155,219.45	47,051.00	2,454.84	B+	76.74%	23.26%	1.21%	A

DB-768B DYNAMIC SECURITY, LLC (IBE) dba SECUNI / Network Video Management System (NVMS) Integrator Services														
Payments Summary					Workforce Hours Summary 0.00%					Ethnicity Participation Summary				
Total Contracts Value	Total Prime P / T / D	Total IBE P / T / D	Total IBE %	Payments Score (Total IBE Payments)	Total Number of Workers	Total Hours Worked	Caucasian Hours	Total Minority Hours	Total Women Hours	Workforce Score (Total Hours Worked)	Caucasian %	Minority %	Women %	Ethnicity Score (Total Participation)
\$104,074.00	\$79,580.80	\$79,580.80	100.00%	A+	0	0.00	0.00	0.00	0.00	N/A	0.00%	0.00%	0.00%	N/A

T-519A BRACY CONSTRUCTION, INC. / Southern Operations and Maintenance Facilities Improvements - Trenton Morrisville, Langhorne, and New Hope														
Payments Summary					Workforce Hours Summary 15.31%					Ethnicity Participation Summary				
Total Contracts Value	Total Prime P / T / D	Total IBE P / T / D	Total IBE %	Payments Score (Total IBE Payments)	Total Number of Workers	Total Hours Worked	Caucasian Hours	Total Minority Hours	Total Women Hours	Workforce Score (Total Hours Worked)	Caucasian %	Minority %	Women %	Ethnicity Score (Total Participation)
\$58,935,181.25	\$42,813,395.76	\$6,380,601.47	14.90%	D+	469	81,863.70	69,860.70	12,003.00	529.84	B	85.34%	14.66%	0.65%	B

T-746B ROAD-CON, INC. / Trenton Morrisville TB Roadway Repaving and Deck Sealing Improvements														
Payments Summary					Workforce Hours Summary 22.39%					Ethnicity Participation Summary				
Total Contracts Value	Total Prime P / T / D	Total IBE P / T / D	Total IBE %	Payments Score (Total IBE Payments)	Total Number of Workers	Total Hours Worked	Caucasian Hours	Total Minority Hours	Total Women Hours	Workforce Score (Total Hours Worked)	Caucasian %	Minority %	Women %	Ethnicity Score (Total Participation)
\$5,980,564.55	\$1,015,058.79	\$-	0.00%	F	58	5,639.00	4,376.50	1,262.50	0.00	B+	77.61%	22.39%	0.00%	A

T-766A CRISDEL GROUP, INC. / I-78 NJ Roadway Rehabilitation and Power & Communication Infrastructure Improvements														
Payments Summary					Workforce Hours Summary 20.25%					Ethnicity Participation Summary				
Total Contracts Value	Total Prime P / T / D	Total IBE P / T / D	Total IBE %	Payments Score (Total IBE Payments)	Total Number of Workers	Total Hours Worked	Caucasian Hours	Total Minority Hours	Total Women Hours	Workforce Score (Total Hours Worked)	Caucasian %	Minority %	Women %	Ethnicity Score (Total Participation)
\$23,530,677.00	\$11,913,137.60	\$2,245,557.46	18.85%	C	86	14,675.50	11,739.75	2,935.75	35.50	B+	80.00%	20.00%	0.24%	A

TS-590A J.D. ECKMAN, INC. / Northampton St. TSB Rehabilitation														
Payments Summary					Workforce Hours Summary 22.68%					Ethnicity Participation Summary				
Total Contracts Value	Total Prime P / T / D	Total IBE P / T / D	Total IBE %	Payments Score (Total IBE Payments)	Total Number of Workers	Total Hours Worked	Caucasian Hours	Total Minority Hours	Total Women Hours	Workforce Score (Total Hours Worked)	Caucasian %	Minority %	Women %	Ethnicity Score (Total Participation)
\$15,487,427.50	\$14,778,822.04	\$3,917,310.23	26.51%	B	111	35,867.50	27,733.25	8,134.25	0.00	B+	77.32%	22.68%	0.00%	A

TS-694A ANSEMI & DeCICCO (IBE) / New Hope Lambertville TSB Rehabilitation														
Payments Summary					Workforce Hours Summary 55.29%					Ethnicity Participation Summary				
Total Contracts Value	Total Prime P / T / D	Total IBE P / T / D	Total IBE %	Payments Score (Total IBE Payments)	Total Number of Workers	Total Hours Worked	Caucasian Hours	Total Minority Hours	Total Women Hours	Workforce Score (Total Hours Worked)	Caucasian %	Minority %	Women %	Ethnicity Score (Total Participation)
\$25,072,471.06	\$11,448,473.81	\$11,448,473.81	100.00%	A+	88	31,482.50	14,075.00	17,407.50	0.00	A+	44.71%	55.29%	0.00%	A+

Delaware River Joint Toll Bridge Commission

Meeting of October 28, 2024

Active Construction Projects - Summary's & Scores (IBE Payments, Workforce Hours & Ethnicity Participation)

Date: From 07/01/2014 To 09/30/2024

IBE Payments Legend	
Score Rankings	IBE Commitment Participation
A+	45% & above
A	35% to 44.9%
B+	30% to 34.9%
B	25% to 29.9%
C+	20% to 24.9%
C	15% to 19.9%
D+	10% to 14.9%
D	5% to 9.9%
F	4.9% & below

Total of all Primes Contract Values \$152,698,196.36

Total Payments to all Primes \$92,722,730.96

Total Payments to all IBEs \$32,720,881.47

IBE Target 25.00%

IBE Actual 35.29%

Workforce Utilization Legend		
Score Rankings	Workforce Commitment Participation	Ethnicity & Gender Participation
A+	30% & above	25% & above
A	25% to 29.9%	15% to 24.9%
B+	20% to 24.9%	over 15%
B	15% to 19.9%	10% to 14.9%
C+	10% to 14.9%	over 10%
C	10% to 14.9%	7.5% to 9.9%
D+	5% to 9.9%	over 7.5%
D	5% to 9.9%	5% to 7.4%
F	4.9% & below	4.9% & below

TTS-734A MOUNT CONSTRUCTION CO., INC. (IBE) / JOC - Bridge, Highway & Civil Work - North Region														
Payments Summary					Workforce Hours Summary 26.06%					Ethnicity Participation Summary				
Total Contracts Value	Total Prime P / T / D	Total IBE P / T / D	Total IBE %	Payments Score (Total IBE Payments)	Total Number of Workers	Total Hours Worked	Caucasian Hours	Total Minority Hours	Total Women Hours	Workforce Score (Total Hours Worked)	Caucasian %	Minority %	Women %	Ethnicity Score (Total Participation)
\$7,000,000.00	\$6,962,308.81	\$6,962,308.81	100.00%	A+	148	22,616.75	18,589.25	4,027.50	1,866.50	A	82.19%	17.81%	8.25%	A

TTS-735A MOUNT CONSTRUCTION CO., INC. (IBE) / JOC - Bridge, Highway & Civil Work - South Region														
Payments Summary					Workforce Hours Summary 16.37%					Ethnicity Participation Summary				
Total Contracts Value	Total Prime P / T / D	Total IBE P / T / D	Total IBE %	Payments Score (Total IBE Payments)	Total Number of Workers	Total Hours Worked	Caucasian Hours	Total Minority Hours	Total Women Hours	Workforce Score (Total Hours Worked)	Caucasian %	Minority %	Women %	Ethnicity Score (Total Participation)
\$2,500,000.00	\$1,687,048.89	\$1,687,048.89	100.00%	A+	82	6,340.00	5,325.00	1,015.00	23.00	B	83.99%	16.01%	0.36%	A

TTS-783A J. FLETCHER CREAMER & SON, INC. / On-Call Beam Guide Rail and Attenuator Replacement														
Payments Summary					Workforce Hours Summary 41.30%					Ethnicity Participation Summary				
Total Contracts Value	Total Prime P / T / D	Total IBE P / T / D	Total IBE %	Payments Score (Total IBE Payments)	Total Number of Workers	Total Hours Worked	Caucasian Hours	Total Minority Hours	Total Women Hours	Workforce Score (Total Hours Worked)	Caucasian %	Minority %	Women %	Ethnicity Score (Total Participation)
\$2,087,801.00	\$-	\$-	0.00%	N/A	33	563.00	330.50	232.50	0.00	A+	58.70%	41.30%	0.00%	A+

TTS-784A MOUNT CONSTRUCTION CO., INC. / JOC - Bridge, Highway, and Civil Work - North Region														
Payments Summary					Workforce Hours Summary 17.65%					Ethnicity Participation Summary				
Total Contracts Value	Total Prime P / T / D	Total IBE P / T / D	Total IBE %	Payments Score (Total IBE Payments)	Total Number of Workers	Total Hours Worked	Caucasian Hours	Total Minority Hours	Total Women Hours	Workforce Score (Total Hours Worked)	Caucasian %	Minority %	Women %	Ethnicity Score (Total Participation)
\$3,000,000.00	\$-	\$-	0.00%	N/A	8	187.00	154.00	33.00	0.00	B	82.35%	17.65%	0.00%	A

TTS-785A MOUNT CONSTRUCTION CO., INC. / JOC - Bridge, Highway, and Civil Work - South Region														
Payments Summary					Workforce Hours Summary 0.00%					Ethnicity Participation Summary				
Total Contracts Value	Total Prime P / T / D	Total IBE P / T / D	Total IBE %	Payments Score (Total IBE Payments)	Total Number of Workers	Total Hours Worked	Caucasian Hours	Total Minority Hours	Total Women Hours	Workforce Score (Total Hours Worked)	Caucasian %	Minority %	Women %	Ethnicity Score (Total Participation)
\$3,000,000.00	\$-	\$-	0.00%	N/A	0	0.00	0.00	0.00	0.00	N/A	0.00%	0.00%	0.00%	N/A

TTS-786A MOUNT CONSTRUCTION CO., INC. / JOC - Building and Facility Work - North Region														
Payments Summary					Workforce Hours Summary 0.00%					Ethnicity Participation Summary				
Total Contracts Value	Total Prime P / T / D	Total IBE P / T / D	Total IBE %	Payments Score (Total IBE Payments)	Total Number of Workers	Total Hours Worked	Caucasian Hours	Total Minority Hours	Total Women Hours	Workforce Score (Total Hours Worked)	Caucasian %	Minority %	Women %	Ethnicity Score (Total Participation)
\$3,000,000.00	\$-	\$-	0.00%	N/A	5	257.00	257.00	0.00	0.00	F	100.00%	0.00%	0.00%	F

TTS-787A A.P. CONSTRUCTION, INC. / JOC - Building and Facility Work - South Region														
Payments Summary					Workforce Hours Summary 0.00%					Ethnicity Participation Summary				
Total Contracts Value	Total Prime P / T / D	Total IBE P / T / D	Total IBE %	Payments Score (Total IBE Payments)	Total Number of Workers	Total Hours Worked	Caucasian Hours	Total Minority Hours	Total Women Hours	Workforce Score (Total Hours Worked)	Caucasian %	Minority %	Women %	Ethnicity Score (Total Participation)
\$3,000,000.00	\$2,024,904.46	\$-	0.00%	F	19	2,778.50	2,778.50	0.00	0.00	F	100.00%	0.00%	0.00%	F

Delaware River Joint Toll Bridge Commission

Meeting of October 28, 2024

Active Professional Services Projects Payments Detail Report

Date: From 07/01/2014 To 09/30/2024

IBE Payments Legend	
Score Rankings	IBE Commitment Participation
A+	45% & above
A	35% to 44.9%
B+	30% to 34.9%
B	25% to 29.9%
C+	20% to 24.9%
C	15% to 19.9%
D+	10% to 14.9%
D	5% to 9.9%
F	4.9% & below

Summary	Contract Value	Prime P / T / D	IBE P / T / D	IBE Actual	Score
Professional and Construction Projects Totals	\$232,911,332.05	\$150,677,458.92	\$49,827,234.87	33.07%	B+
Professional Services Projects Totals	\$80,213,135.69	\$57,954,727.96	\$17,106,353.40	29.52%	B

Prime Consultants	IBE Firm	Project Title	Contract Value	Prime P / T / D	IBE P / T / D	IBE Actual	Score
Gannett Fleming Inc. - Camp Hill, PA		C-519A GANNETT FLEMING ARCHITECTS, INC. / Southern Operations & Maintenance Facilities Improvements - Consulting Engineer Agreement	\$4,848,884.54	\$4,768,643.56	\$1,158,885.33	24.30%	C+
Greenman-Pedersen, Inc.		C-590A GREENMAN-PEDERSEN, INC. / Northampton St. TSB Rehabilitation - Preliminary, Final and Post Design - Consulting Engineer Agreement	\$1,504,783.15	\$1,438,801.81	\$540,453.22	37.56%	A
WSP USA, Inc. - PHILADELPHIA, PA		C-642A WSP USA, INC. / Uherstown Frenchtown TSB Rehabilitation - Preliminary, Final and Post Design - Consulting Engineer Agreement	\$1,771,189.56	\$368,101.57	\$-	0.00%	F
Michael Baker International, Inc.		C-660A MICHAEL BAKER, JR., INC. / SFB Replacement Project Final Design Services - Consulting Engineer Agreement	\$33,626,658.74	\$33,539,647.35	\$6,808,784.95	20.30%	C+
Greenman-Pedersen, Inc.		C-694A GREENMAN-PEDERSEN, INC. / New Hope Lambertville TSB Rehabilitation - Preliminary, Final and Post Design - Consulting Engineer Agreement	\$1,895,134.27	\$1,383,660.11	\$612,991.09	44.30%	A
French & Parrello Associates (IBE Prime)	VBE	C-696B FRENCH & PARRELLO ASSOCIATES, P.A. / TOA - Facilities - NJ - Consulting Engineer Agreement	\$500,000.00	\$139,135.60	\$139,135.60	100.00%	A+
HDR Engineering, Inc. - Pittsburgh, PA		C-697A HDR ENGINEERING, INC. / Preliminary Engineering and Environmental Documentation for the Washington Crossing Bridge Replacement - Consulting Engineer Agreement	\$8,061,761.62	\$-	\$-	0.00%	N/A
Greenman-Pedersen, Inc.		C-704A GPI / TOA - New Hope-Lambertville Toll Bridge Salt Storage Building - CM/CI Services	\$610,145.27	\$610,145.27	\$26,570.72	4.35%	F
Johnson, Mirmiran and Thompson, Inc.		C-716A JOHNSON, MIRMIRAN & THOMPSON / TOA - Facilities - Consulting Engineer Agreement	\$500,000.00	\$302,443.62	\$48,594.97	16.07%	C
The Gordian Group, Inc.		C-727A THE GORDIAN GROUP, INC. / JOC - Program Manager Consultant - Consulting Engineer Agreement	\$1,450,000.00	\$1,323,935.66	\$729,008.62	55.06%	A+
Rummel, Klepper and Kahl, LLP		C-728A RUMMEL, KLEPPER & KAHL / TOA - Electric Toll Collection / Tolling - PA - Consulting Engineer Agreement	\$500,000.00	\$495,227.60	\$108,341.04	21.88%	C+
French & Parrello Associates (IBE Prime)	VBE	C-729A FRENCH & PARRELLO ASSOCIATES, P.A. / TOA - Facilities - NJ - Consulting Engineer Agreement	\$500,000.00	\$99,472.30	\$99,472.30	100.00%	A+
Arora and Associates, P.C. (IBE Prime)	MBE	C-732A ARORA AND ASSOCIATES, PC. (IBE) / TOA - Structural / Civil - NJ - Consulting Engineer Agreement	\$1,000,000.00	\$788,087.07	\$788,087.07	100.00%	A+
WSP/PARSONS BRINCKERHOFF, INC		C-750A WSP USA, INC. / TOA - Structural / Civil - Consulting Engineer Agreement	\$1,000,000.00	\$756,100.55	\$125,019.51	16.53%	C
Traffic Planning and Design, Inc.		C-751A TRAFFIC PLANNING AND DESIGN, INC. / TOA - Construction Inspection - Consulting Engineer Agreement	\$500,000.00	\$357,852.38	\$30,950.72	8.65%	D
Rummel, Klepper and Kahl, LLP		C-754A RUMMEL, KLEPPER & KAHL, LLP / New Hope Lambertville TB All Electronic Tolling (AET) Conversion Design - Consulting Engineer Agreement	\$1,277,452.16	\$185,198.90	\$-	0.00%	F
Pickering, Corts & Summerson, Inc. (IBE Prime)	SBE	C-757A-1 PICKERING, CORTS & SUMMERSON / Professional Engineering Services for 2023-2024 Annual Inspections - Consulting Engineer Agreement	\$748,898.24	\$561,583.33	\$561,583.33	100.00%	A+
Naik Consulting Group, P.C. (IBE Prime)	DBE	C-759A NAIK CONSULTING GROUP, PC (IBE) / TOA - Structural / Civil - Consulting Engineer Agreement	\$1,000,000.00	\$684,678.80	\$684,678.80	100.00%	A+
Remington & Vernick		C-760A REMINGTON & VERNICK ENGINEERS, INC. / TOA - Construction Management Services - Consulting Engineer Agreement	\$500,000.00	\$303,817.34	\$60,290.60	19.84%	C
Pennoni Associates Inc		C-761A PENNONI ASSOCIATES, INC. / Traffic Engineering Consultant 2021-2022 Annual Reports - Consulting Engineer Agreement	\$120,000.00	\$70,286.52	\$-	0.00%	F
Arora and Associates, P.C. (IBE Prime)	MBE	C-766A ARORA & ASSOCIATES, PC / I-78 NJ Roadway Rehabilitation and Power & Communication Infrastructure - Final and Post Design - Consulting Engineer Agreement	\$2,900,943.54	\$2,378,513.08	\$2,378,513.08	100.00%	A+
Traffic Planning and Design, Inc.		C-769A TRAFFIC PLANNING & DESIGN, INC. / TOA - Structural / Civil - Consulting Engineer Agreement	\$1,000,000.00	\$663,845.06	\$176,429.07	26.58%	B
Rummel, Klepper and Kahl, LLP		C-770A RUMMEL, KLEPPER & KAHL, LLP / TOA - Electronic Toll Collection / Tolling - Consulting Engineer Agreement	\$750,000.00	\$358,974.98	\$-	0.00%	F

*Met or Exceeded the Target

*Did Not Meet the Target

*P/T/D = Paid To Date

Delaware River Joint Toll Bridge Commission

Meeting of October 28, 2024

Active Professional Services Projects Payments Detail Report

Date: From 07/01/2014 To 09/30/2024

IBE Payments Legend	
Score Rankings	IBE Commitment Participation
A+	45% & above
A	35% to 44.9%
B+	30% to 34.9%
B	25% to 29.9%
C+	20% to 24.9%
C	15% to 19.9%
D+	10% to 14.9%
D	5% to 9.9%
F	4.9% & below

Prime Consultants	IBE Firm	Project Title	Contract Value	Prime P / T / D	IBE P / T / D	IBE Actual	Score
French & Parrello Associates		C-771A FRENCH & PARRELLO ASSOCIATES, P.A. / TOA - Facilities - Consulting Engineer Agreement	\$1,000,000.00	\$513,789.00	\$127,736.82	24.86%	C+
KS Engineers, P.C. (IBE Prime)	MBE	C-772A KS ENGINEERS, PC / TOA - Construction Inspection - Consulting Engineer Agreement	\$500,000.00	\$-	\$-	0.00%	N/A
IH Engineers, P.C. (IBE Prime)	SBE	C-782A IH ENGINEERS, PC (IBE) / Underwater Substructure Improvement Design - All Regions - Professional Engineering Services Agreement	\$1,866,074.12	\$675,024.05	\$675,024.05	100.00%	A+
Traffic Planning and Design, Inc.		C-788A TRAFFIC PLANNING & DESIGN, INC. / TOA - Structural / Civil - Consulting Engineer Agreement	\$1,000,000.00	\$88,072.93	\$-	0.00%	F
Pennoni Associates Inc		C-789A PENNONI ASSOCIATES, INC. / TOA - Consulting Engineer Agreement	\$500,000.00	\$-	\$-	0.00%	N/A
Joseph Jingoli & Son, Inc.		CM-519A JOSEPH JINGOLI & SON, INC. / Southern Operations & Maintenance Facilities Improvements - Consulting Engineer Agreement	\$3,611,070.08	\$2,711,312.64	\$724,994.02	26.74%	B
Johnson, Mirmiran and Thompson, Inc.		CM-590A JOHNSON, MIRMIRAN AND THOMPSON, INC. / Northampton St. TSB Rehabilitation - CM / CI Services - Consulting Engineer Agreement	\$1,554,968.16	\$1,271,530.43	\$325,198.53	25.58%	B
Urban Engineers, Inc.		CM-694A URBAN ENGINEERS, INC. / New Hope Lambertville TSB Rehabilitation - CM / CI Services - Consulting Engineer Agreement	\$1,209,964.08	\$463,984.18	\$135,314.83	29.16%	B
Greenman-Pedersen, Inc.		CM-766A GREENMAN-PEDERSEN, INC. / I-78 NJ Roadway Rehabilitation and Power & Communication Infrastructure Improvements - CM / CI Services - Consulting Engineer Agreement	\$2,405,208.16	\$652,862.27	\$40,295.13	6.17%	D

*Met or Exceeded the Target

*Did Not Meet the Target

*P/T/D = Paid To Date

Delaware River Joint Toll Bridge Commission

Meeting of October 28, 2024

Completed Construction Projects - Summary's & Scores (IBE Payments, Workforce Hours & Ethnicity Participation)

Date: From 07/01/2014 To 09/30/2024

IBE Payments Legend	
Score Rankings	IBE Commitment Participation
A+	45% & above
A	35% to 44.9%
B+	30% to 34.9%
B	25% to 29.9%
C+	20% to 24.9%
C	15% to 19.9%
D+	10% to 14.9%
D	5% to 9.9%
F	4.9% & below

Total of all Primes Contract Values \$572,897,132.55

Total Payments to all Primes \$542,058,206.53

Total Payments to all IBEs \$108,408,889.53

IBE Target 25.00%

IBE Actual 20.00%

Workforce Utilization Legend		
Score Rankings	Workforce Commitment Participation	Ethnicity & Gender Participation
A+	30% & above	25% & above
A	25% to 29.9%	15% to 24.9%
B+	20% to 24.9%	over 15%
B	15% to 19.9%	10% to 14.9%
C+	10% to 14.9%	over 10%
C	10% to 14.9%	7.5% to 9.9%
D+	5% to 9.9%	over 7.5%
D	5% to 9.9%	5% to 7.4%
F	4.9% & below	4.9% & below

COMPLETED CONSTRUCTION PROJECTS														
Payments Summary					Workforce Hours Summary 19.70%					Ethnicity Participation Summary				
Total Contracts Value	Total Prime P / T / D	Total IBE P / T / D	Total IBE %	Payments Score (Total IBE Payments)	Total Number of Workers	Total Hours Worked	Caucasian Hours	Total Minority Hours	Total Women Hours	Workforce Score (Total Hours Worked)	Caucasian %	Minority %	Women %	Ethnicity Score (Total Participation)
\$572,897,132.55	\$542,058,206.53	\$108,408,889.53	20.00%	C+	4440	1,729,892.45	1,435,294.56	294,597.89	46,208.50	B	82.97%	17.03%	2.67%	A

DB-540A/B TRANSCORE - Electronic Toll Collection System Replacement - Design, Build & Maintain														
Payments Summary					Workforce Hours Summary 53.31%					Ethnicity Participation Summary				
Total Contracts Value	Total Prime P / T / D	Total IBE P / T / D	Total IBE %	Payments Score (Total IBE Payments)	Total Number of Workers	Total Hours Worked	Caucasian Hours	Total Minority Hours	Total Women Hours	Workforce Score (Total Hours Worked)	Caucasian %	Minority %	Women %	Ethnicity Score (Total Participation)
\$26,807,641.18	\$12,535,773.52	\$2,316,211.51	18.48%	C	15	2,040.00	952.50	1,087.50	0.00	A+	46.69%	53.31%	0.00%	A+

DB-724A SCHNEIDER ELECTRIC Electronic Surveillance/Detection System Maintenance Contract														
Payments Summary					Workforce Hours Summary 45.89%					Ethnicity Participation Summary				
Total Contracts Value	Total Prime P / T / D	Total IBE P / T / D	Total IBE %	Payments Score (Total IBE Payments)	Total Number of Workers	Total Hours Worked	Caucasian Hours	Total Minority Hours	Total Women Hours	Workforce Score (Total Hours Worked)	Caucasian %	Minority %	Women %	Ethnicity Score (Total Participation)
\$11,294,820.75	\$1,436,335.65	\$215,551.42	15.01%	C	57	717.00	479.00	238.00	91.00	A+	66.81%	33.19%	12.69%	A+

T-508A BRACY - I-78 Maintenance Garage Expansion at I-78 PA Welcome Center / Maintenance Facility														
Payments Summary					Workforce Hours Summary 7.39%					Ethnicity Participation Summary				
Total Contracts Value	Total Prime P / T / D	Total IBE P / T / D	Total IBE %	Payments Score (Total IBE Payments)	Total Number of Workers	Total Hours Worked	Caucasian Hours	Total Minority Hours	Total Women Hours	Workforce Score (Total Hours Worked)	Caucasian %	Minority %	Women %	Ethnicity Score (Total Participation)
\$10,049,000.00	\$9,845,176.91	\$1,589,381.54	16.14%	C	244	31,516.58	30,048.08	1,468.50	861.25	D	95.34%	4.66%	2.73%	F

T-514A WEST SIDE - DIII Toll Bridges Facilities Emergency Standby Generators Improvements														
Payments Summary					Workforce Hours Summary 0.00%					Ethnicity Participation Summary				
Total Contracts Value	Total Prime P / T / D	Total IBE P / T / D	Total IBE %	Payments Score (Total IBE Payments)	Total Number of Workers	Total Hours Worked	Caucasian Hours	Total Minority Hours	Total Women Hours	Workforce Score (Total Hours Worked)	Caucasian %	Minority %	Women %	Ethnicity Score (Total Participation)
\$680,480.00	\$644,686.00	\$197,339.99	30.61%	B+	0	0.00	0.00	0.00	0.00	N/A	0.00%	0.00%	0.00%	N/A

T-566A INTERCOUNTY PAVING - PORTLAND COLUMBIA TOLL BRIDGE APPROACH ROADWAY IMPROVEMENTS														
Payments Summary					Workforce Hours Summary 0.00%					Ethnicity Participation Summary				
Total Contracts Value	Total Prime P / T / D	Total IBE P / T / D	Total IBE %	Payments Score (Total IBE Payments)	Total Number of Workers	Total Hours Worked	Caucasian Hours	Total Minority Hours	Total Women Hours	Workforce Score (Total Hours Worked)	Caucasian %	Minority %	Women %	Ethnicity Score (Total Participation)
\$6,317,000.00	\$6,193,334.28	\$1,877,906.86	30.32%	B+	0	0.00	0.00	0.00	0.00	N/A	0.00%	0.00%	0.00%	N/A

T-611A MAGNUM (IBE) NH-L Toll Bridge Salt Storage Facility														
Payments Summary					Workforce Hours Summary 2.16%					Ethnicity Participation Summary				
Total Contracts Value	Total Prime P / T / D	Total IBE P / T / D	Total IBE %	Payments Score (Total IBE Payments)	Total Number of Workers	Total Hours Worked	Caucasian Hours	Total Minority Hours	Total Women Hours	Workforce Score (Total Hours Worked)	Caucasian %	Minority %	Women %	Ethnicity Score (Total Participation)
\$1,439,584.00	\$1,348,934.71	\$1,348,934.71	100.00%	A+	65	5,925.50	5,805.50	120.00	8.00	F	97.97%	2.03%	0.14%	F

Delaware River Joint Toll Bridge Commission

Meeting of October 28, 2024

Completed Construction Projects - Summary's & Scores (IBE Payments, Workforce Hours & Ethnicity Participation)

Date: From 07/01/2014 To 09/30/2024

IBE Payments Legend	
Score Rankings	IBE Commitment Participation
A+	45% & above
A	35% to 44.9%
B+	30% to 34.9%
B	25% to 29.9%
C+	20% to 24.9%
C	15% to 19.9%
D+	10% to 14.9%
D	5% to 9.9%
F	4.9% & below

Total of all Primes Contract Values \$572,897,132.55

Total Payments to all Primes \$542,058,206.53

Total Payments to all IBEs \$108,408,889.53

IBE Target 25.00%

IBE Actual 20.00%

Workforce Utilization Legend		
Score Rankings	Workforce Commitment Participation	Ethnicity & Gender Participation
A+	30% & above	25% & above
A	25% to 29.9%	15% to 24.9%
B+	20% to 24.9%	over 15%
B	15% to 19.9%	10% to 14.9%
C+	10% to 14.9%	over 10%
C	10% to 14.9%	7.5% to 9.9%
D+	5% to 9.9%	over 7.5%
D	5% to 9.9%	5% to 7.4%
F	4.9% & below	4.9% & below

T-641A MERCOC - Easton / Phillipsburg Ramp C Stabilization														
Payments Summary					Workforce Hours Summary 0.00%					Ethnicity Participation Summary				
Total Contracts Value	Total Prime P / T / D	Total IBE P / T / D	Total IBE %	Payments Score (Total IBE Payments)	Total Number of Workers	Total Hours Worked	Caucasian Hours	Total Minority Hours	Total Women Hours	Workforce Score (Total Hours Worked)	Caucasian %	Minority %	Women %	Ethnicity Score (Total Participation)
\$1,130,000.00	\$998,300.00	\$998,300.00	100.00%	A+	0	0.00	0.00	0.00	0.00	N/A	0.00%	0.00%	0.00%	N/A

T-644A J.D. ECKMAN - Easton Phillipsburg TB Facility Administration Bldg.														
Payments Summary					Workforce Hours Summary 28.50%					Ethnicity Participation Summary				
Total Contracts Value	Total Prime P / T / D	Total IBE P / T / D	Total IBE %	Payments Score (Total IBE Payments)	Total Number of Workers	Total Hours Worked	Caucasian Hours	Total Minority Hours	Total Women Hours	Workforce Score (Total Hours Worked)	Caucasian %	Minority %	Women %	Ethnicity Score (Total Participation)
\$11,117,003.61	\$11,038,703.72	\$3,066,725.97	27.78%	B	320	47,800.75	35,278.00	12,522.75	1,098.75	A	73.80%	26.20%	2.30%	A+

T-645A MJF Building & Facilities Energy Conservation														
Payments Summary					Workforce Hours Summary 23.54%					Ethnicity Participation Summary				
Total Contracts Value	Total Prime P / T / D	Total IBE P / T / D	Total IBE %	Payments Score (Total IBE Payments)	Total Number of Workers	Total Hours Worked	Caucasian Hours	Total Minority Hours	Total Women Hours	Workforce Score (Total Hours Worked)	Caucasian %	Minority %	Women %	Ethnicity Score (Total Participation)
\$5,376,806.87	\$5,376,806.87	\$5,376,806.87	100.00%	A+	46	9,735.28	7,509.23	2,226.05	65.75	B+	77.13%	22.87%	0.68%	A

T-645B SCHNEIDER ELECTRIC Building & Facilities Energy Conservation Measures - Mechanical/Controls														
Payments Summary					Workforce Hours Summary 0.00%					Ethnicity Participation Summary				
Total Contracts Value	Total Prime P / T / D	Total IBE P / T / D	Total IBE %	Payments Score (Total IBE Payments)	Total Number of Workers	Total Hours Worked	Caucasian Hours	Total Minority Hours	Total Women Hours	Workforce Score (Total Hours Worked)	Caucasian %	Minority %	Women %	Ethnicity Score (Total Participation)
\$1,247,159.50	\$1,247,159.50	\$129,525.50	10.39%	D+	7	1,625.50	1,625.50	0.00	0.00	F	100.00%	0.00%	0.00%	F

T-661A TRC - SFB Replacement Project Subsurface Boring & Sampling														
Payments Summary					Workforce Hours Summary 0.00%					Ethnicity Participation Summary				
Total Contracts Value	Total Prime P / T / D	Total IBE P / T / D	Total IBE %	Payments Score (Total IBE Payments)	Total Number of Workers	Total Hours Worked	Caucasian Hours	Total Minority Hours	Total Women Hours	Workforce Score (Total Hours Worked)	Caucasian %	Minority %	Women %	Ethnicity Score (Total Participation)
\$1,559,275.00	\$1,438,941.98	\$234,466.30	16.29%	C	0	0.00	0.00	0.00	0.00	N/A	0.00%	0.00%	0.00%	N/A

T-666A PKF - SFB Replacement Project Construction for PA Noise Walls														
Payments Summary					Workforce Hours Summary 14.94%					Ethnicity Participation Summary				
Total Contracts Value	Total Prime P / T / D	Total IBE P / T / D	Total IBE %	Payments Score (Total IBE Payments)	Total Number of Workers	Total Hours Worked	Caucasian Hours	Total Minority Hours	Total Women Hours	Workforce Score (Total Hours Worked)	Caucasian %	Minority %	Women %	Ethnicity Score (Total Participation)
\$11,394,750.00	\$11,219,737.01	\$3,338,786.23	29.76%	B	42	5,738.00	5,122.00	616.00	241.50	C	89.26%	10.74%	4.21%	B

T-667A AP CONSTRUCTION - SFB Replacement Project Tree Clearing														
Payments Summary					Workforce Hours Summary 0.00%					Ethnicity Participation Summary				
Total Contracts Value	Total Prime P / T / D	Total IBE P / T / D	Total IBE %	Payments Score (Total IBE Payments)	Total Number of Workers	Total Hours Worked	Caucasian Hours	Total Minority Hours	Total Women Hours	Workforce Score (Total Hours Worked)	Caucasian %	Minority %	Women %	Ethnicity Score (Total Participation)
\$1,814,999.39	\$1,721,688.26	\$454,825.01	26.42%	B	0	0.00	0.00	0.00	0.00	N/A	0.00%	0.00%	0.00%	N/A

Delaware River Joint Toll Bridge Commission

Meeting of October 28, 2024

Completed Construction Projects - Summary's & Scores (IBE Payments, Workforce Hours & Ethnicity Participation)

Date: From 07/01/2014 To 09/30/2024

IBE Payments Legend	
Score Rankings	IBE Commitment Participation
A+	45% & above
A	35% to 44.9%
B+	30% to 34.9%
B	25% to 29.9%
C+	20% to 24.9%
C	15% to 19.9%
D+	10% to 14.9%
D	5% to 9.9%
F	4.9% & below

Total of all Primes Contract Values \$572,897,132.55

Total Payments to all Primes \$542,058,206.53

Total Payments to all IBEs \$108,408,889.53

IBE Target 25.00%

IBE Actual 20.00%

Workforce Utilization Legend		
Score Rankings	Workforce Commitment Participation	Ethnicity & Gender Participation
A+	30% & above	25% & above
A	25% to 29.9%	15% to 24.9%
B+	20% to 24.9%	over 15%
B	15% to 19.9%	10% to 14.9%
C+	10% to 14.9%	over 10%
C	10% to 14.9%	7.5% to 9.9%
D+	5% to 9.9%	over 7.5%
D	5% to 9.9%	5% to 7.4%
F	4.9% & below	4.9% & below

T-668A TRUMBULL 2 New Jersey - SFB Replacement Project														
Payments Summary					Workforce Hours Summary 21.57%					Ethnicity Participation Summary				
Total Contracts Value	Total Prime P / T / D	Total IBE P / T / D	Total IBE %	Payments Score (Total IBE Payments)	Total Number of Workers	Total Hours Worked	Caucasian Hours	Total Minority Hours	Total Women Hours	Workforce Score (Total Hours Worked)	Caucasian %	Minority %	Women %	Ethnicity Score (Total Participation)
\$-	\$-	\$-	0.00%	N/A	1729	666,190.74	539,479.44	126,711.30	16,978.00	B+	80.98%	19.02%	2.55%	A

T-668A TRUMBULL 1 Pennsylvania SFB Bridge Replacement Project														
Payments Summary					Workforce Hours Summary 18.76%					Ethnicity Participation Summary				
Total Contracts Value	Total Prime P / T / D	Total IBE P / T / D	Total IBE %	Payments Score (Total IBE Payments)	Total Number of Workers	Total Hours Worked	Caucasian Hours	Total Minority Hours	Total Women Hours	Workforce Score (Total Hours Worked)	Caucasian %	Minority %	Women %	Ethnicity Score (Total Participation)
\$436,216,954.02	\$437,608,416.90	\$76,711,826.97	17.53%	C	1953	841,284.08	709,643.76	131,640.32	26,191.25	B	84.35%	15.65%	3.11%	A

T-705A SPARWICK - I-78 Toll Plaza Bumper Block Replacement														
Payments Summary					Workforce Hours Summary 0.00%					Ethnicity Participation Summary				
Total Contracts Value	Total Prime P / T / D	Total IBE P / T / D	Total IBE %	Payments Score (Total IBE Payments)	Total Number of Workers	Total Hours Worked	Caucasian Hours	Total Minority Hours	Total Women Hours	Workforce Score (Total Hours Worked)	Caucasian %	Minority %	Women %	Ethnicity Score (Total Participation)
\$160,006.00	\$160,006.00	\$160,006.00	100.00%	A+	0	0.00	0.00	0.00	0.00	N/A	0.00%	0.00%	0.00%	N/A

T-707A Bracy Commission Administration Building at SFB & Adaptive Reuse of the 1799 Building														
Payments Summary					Workforce Hours Summary 12.32%					Ethnicity Participation Summary				
Total Contracts Value	Total Prime P / T / D	Total IBE P / T / D	Total IBE %	Payments Score (Total IBE Payments)	Total Number of Workers	Total Hours Worked	Caucasian Hours	Total Minority Hours	Total Women Hours	Workforce Score (Total Hours Worked)	Caucasian %	Minority %	Women %	Ethnicity Score (Total Participation)
\$21,468,985.71	\$21,468,985.71	\$4,382,167.83	20.41%	C+	435	80,061.86	70,408.20	9,653.66	209.00	C	87.94%	12.06%	0.26%	B

T-708A Allied Painting New Hope-Lambertville Toll Bridge Floor System Rehabilitation -Facility Administration Building														
Payments Summary					Workforce Hours Summary 64.86%					Ethnicity Participation Summary				
Total Contracts Value	Total Prime P / T / D	Total IBE P / T / D	Total IBE %	Payments Score (Total IBE Payments)	Total Number of Workers	Total Hours Worked	Caucasian Hours	Total Minority Hours	Total Women Hours	Workforce Score (Total Hours Worked)	Caucasian %	Minority %	Women %	Ethnicity Score (Total Participation)
\$1,694,000.00	\$1,546,100.00	\$170,944.28	11.06%	D+	26	5,244.00	1,842.50	3,401.50	0.00	A+	35.14%	64.86%	0.00%	A+

T-711AR BRACY - Easton Phillipsburg Toll Bridge Salt Storage Building														
Payments Summary					Workforce Hours Summary 15.61%					Ethnicity Participation Summary				
Total Contracts Value	Total Prime P / T / D	Total IBE P / T / D	Total IBE %	Payments Score (Total IBE Payments)	Total Number of Workers	Total Hours Worked	Caucasian Hours	Total Minority Hours	Total Women Hours	Workforce Score (Total Hours Worked)	Caucasian %	Minority %	Women %	Ethnicity Score (Total Participation)
\$1,711,600.00	\$1,666,931.06	\$18,727.94	1.12%	F	77	5,669.75	4,784.50	885.25	0.00	B	84.39%	15.61%	0.00%	A

T-717A BRACY Milford-Montague Toll Bridge Salt Storage Building														
Payments Summary					Workforce Hours Summary 7.70%					Ethnicity Participation Summary				
Total Contracts Value	Total Prime P / T / D	Total IBE P / T / D	Total IBE %	Payments Score (Total IBE Payments)	Total Number of Workers	Total Hours Worked	Caucasian Hours	Total Minority Hours	Total Women Hours	Workforce Score (Total Hours Worked)	Caucasian %	Minority %	Women %	Ethnicity Score (Total Participation)
\$1,244,000.00	\$1,232,810.45	\$70,588.96	5.73%	D	43	3,227.00	2,978.50	248.50	0.00	D	92.30%	7.70%	0.00%	C

Delaware River Joint Toll Bridge Commission

Meeting of October 28, 2024

Completed Construction Projects - Summary's & Scores (IBE Payments, Workforce Hours & Ethnicity Participation)

Date: From 07/01/2014 To 09/30/2024

IBE Payments Legend	
Score Rankings	IBE Commitment Participation
A+	45% & above
A	35% to 44.9%
B+	30% to 34.9%
B	25% to 29.9%
C+	20% to 24.9%
C	15% to 19.9%
D+	10% to 14.9%
D	5% to 9.9%
F	4.9% & below

Total of all Primes Contract Values \$572,897,132.55

Total Payments to all Primes \$542,058,206.53

Total Payments to all IBEs \$108,408,889.53

IBE Target 25.00%

IBE Actual 20.00%

Workforce Utilization Legend		
Score Rankings	Workforce Commitment Participation	Ethnicity & Gender Participation
A+	30% & above	25% & above
A	25% to 29.9%	15% to 24.9%
B+	20% to 24.9%	over 15%
B	15% to 19.9%	10% to 14.9%
C+	10% to 14.9%	over 10%
C	10% to 14.9%	7.5% to 9.9%
D+	5% to 9.9%	over 7.5%
D	5% to 9.9%	5% to 7.4%
F	4.9% & below	4.9% & below

T-719A ROAD-CON Delaware Water Gap Toll Bridge Facility Westbound Toll Plaza Roadway and NJ Approach Repairs.														
Payments Summary				Workforce Hours Summary 23.68%						Ethnicity Participation Summary				
Total Contracts Value	Total Prime P / T / D	Total IBE P / T / D	Total IBE %	Payments Score (Total IBE Payments)	Total Number of Workers	Total Hours Worked	Caucasian Hours	Total Minority Hours	Total Women Hours	Workforce Score (Total Hours Worked)	Caucasian %	Minority %	Women %	Ethnicity Score (Total Participation)
\$3,773,197.85	\$3,554,825.27	\$610,051.82	17.16%	C	123	9,822.57	7,915.77	1,906.80	419.50	B+	80.59%	19.41%	4.27%	A

T-730A BRACY Southern Operations & Maintenance Facilities Improvements Trenton Morrisville Salt Operations														
Payments Summary				Workforce Hours Summary 6.85%						Ethnicity Participation Summary				
Total Contracts Value	Total Prime P / T / D	Total IBE P / T / D	Total IBE %	Payments Score (Total IBE Payments)	Total Number of Workers	Total Hours Worked	Caucasian Hours	Total Minority Hours	Total Women Hours	Workforce Score (Total Hours Worked)	Caucasian %	Minority %	Women %	Ethnicity Score (Total Participation)
\$3,275,000.00	\$3,234,621.97	\$450,025.89	13.91%	D+	57	5,831.08	5,471.58	359.50	40.00	D	93.83%	6.17%	0.69%	D

T-746A ROAD-CON, INC. / Trenton Morrisville TB Roadway repaving and Deck Sealing Improvements														
Payments Summary				Workforce Hours Summary 25.00%						Ethnicity Participation Summary				
Total Contracts Value	Total Prime P / T / D	Total IBE P / T / D	Total IBE %	Payments Score (Total IBE Payments)	Total Number of Workers	Total Hours Worked	Caucasian Hours	Total Minority Hours	Total Women Hours	Workforce Score (Total Hours Worked)	Caucasian %	Minority %	Women %	Ethnicity Score (Total Participation)
\$1.00	\$-	\$-	0.00%	N/A	5	64.00	48.00	16.00	0.00	A	75.00%	25.00%	0.00%	A+

TS-639B MOUNT CONSTRUCTION - Lower Trenton TSB Approach Roadways Improvements														
Payments Summary				Workforce Hours Summary 0.00%						Ethnicity Participation Summary				
Total Contracts Value	Total Prime P / T / D	Total IBE P / T / D	Total IBE %	Payments Score (Total IBE Payments)	Total Number of Workers	Total Hours Worked	Caucasian Hours	Total Minority Hours	Total Women Hours	Workforce Score (Total Hours Worked)	Caucasian %	Minority %	Women %	Ethnicity Score (Total Participation)
\$2,731,688.30	\$2,090,794.00	\$2,090,794.00	100.00%	A+	0	0.00	0.00	0.00	0.00	N/A	0.00%	0.00%	0.00%	N/A

TS-650A ROAD-CON - RIVERTON BELVIDERE TSB														
Payments Summary				Workforce Hours Summary 0.00%						Ethnicity Participation Summary				
Total Contracts Value	Total Prime P / T / D	Total IBE P / T / D	Total IBE %	Payments Score (Total IBE Payments)	Total Number of Workers	Total Hours Worked	Caucasian Hours	Total Minority Hours	Total Women Hours	Workforce Score (Total Hours Worked)	Caucasian %	Minority %	Women %	Ethnicity Score (Total Participation)
\$708,707.00	\$652,738.50	\$28,347.48	4.34%	F	0	0.00	0.00	0.00	0.00	N/A	0.00%	0.00%	0.00%	N/A

TS-677A SPARWICK - SF TSB Interim Deck Repairs on I-95														
Payments Summary				Workforce Hours Summary 13.62%						Ethnicity Participation Summary				
Total Contracts Value	Total Prime P / T / D	Total IBE P / T / D	Total IBE %	Payments Score (Total IBE Payments)	Total Number of Workers	Total Hours Worked	Caucasian Hours	Total Minority Hours	Total Women Hours	Workforce Score (Total Hours Worked)	Caucasian %	Minority %	Women %	Ethnicity Score (Total Participation)
\$999,656.00	\$999,656.00	\$999,656.00	100.00%	A+	8	580.00	501.00	79.00	0.00	C	86.38%	13.62%	0.00%	B

TS-687A CARR & DUFF - Lower Trenton Toll Supported Bridge Replacement of Sign Lighting Elements														
Payments Summary				Workforce Hours Summary 1.50%						Ethnicity Participation Summary				
Total Contracts Value	Total Prime P / T / D	Total IBE P / T / D	Total IBE %	Payments Score (Total IBE Payments)	Total Number of Workers	Total Hours Worked	Caucasian Hours	Total Minority Hours	Total Women Hours	Workforce Score (Total Hours Worked)	Caucasian %	Minority %	Women %	Ethnicity Score (Total Participation)
\$647,000.00	\$647,000.00	\$163,632.58	25.29%	B	14	2,734.00	2,693.00	41.00	0.00	F	98.50%	1.50%	0.00%	F

Delaware River Joint Toll Bridge Commission

Meeting of October 28, 2024

Completed Construction Projects - Summary's & Scores (IBE Payments, Workforce Hours & Ethnicity Participation)

Date: From 07/01/2014 To 09/30/2024

IBE Payments Legend	
Score Rankings	IBE Commitment Participation
A+	45% & above
A	35% to 44.9%
B+	30% to 34.9%
B	25% to 29.9%
C+	20% to 24.9%
C	15% to 19.9%
D+	10% to 14.9%
D	5% to 9.9%
F	4.9% & below

Total of all Primes Contract Values \$572,897,132.55

Total Payments to all Primes \$542,058,206.53

Total Payments to all IBEs \$108,408,889.53

IBE Target 25.00%

IBE Actual 20.00%

Workforce Utilization Legend		
Score Rankings	Workforce Commitment Participation	Ethnicity & Gender Participation
A+	30% & above	25% & above
A	25% to 29.9%	15% to 24.9%
B+	20% to 24.9%	over 15%
B	15% to 19.9%	10% to 14.9%
C+	10% to 14.9%	over 10%
C	10% to 14.9%	7.5% to 9.9%
D+	5% to 9.9%	over 7.5%
D	5% to 9.9%	5% to 7.4%
F	4.9% & below	4.9% & below

TS-699A CARR & DUFF LOWER TRENTON TSB APPROACH TRAFFIC SIGNAL EQUIPMENT UPGRADES														
Payments Summary					Workforce Hours Summary 28.52%					Ethnicity Participation Summary				
Total Contracts Value	Total Prime P/T/D	Total IBE P/T/D	Total IBE %	Payments Score (Total IBE Payments)	Total Number of Workers	Total Hours Worked	Caucasian Hours	Total Minority Hours	Total Women Hours	Workforce Score (Total Hours Worked)	Caucasian %	Minority %	Women %	Ethnicity Score (Total Participation)
\$161,150.37	\$161,150.32	\$61,169.00	37.96%	A	11	433.00	309.50	123.50	0.00	A	71.48%	28.52%	0.00%	A+

TTS-723A J FLETCHER CREAMER On Call Beam Guide Rail & Attenuator Replacement														
Payments Summary					Workforce Hours Summary 38.70%					Ethnicity Participation Summary				
Total Contracts Value	Total Prime P/T/D	Total IBE P/T/D	Total IBE %	Payments Score (Total IBE Payments)	Total Number of Workers	Total Hours Worked	Caucasian Hours	Total Minority Hours	Total Women Hours	Workforce Score (Total Hours Worked)	Caucasian %	Minority %	Women %	Ethnicity Score (Total Participation)
\$1,376,666.00	\$756,232.60	\$113,829.53	15.05%	C	55	2,315.50	1,419.50	896.00	0.00	A+	61.30%	38.70%	0.00%	A+

TTS-736A RCC BUILDERS & DEVELOPERS - (IBE) JOC for Building and Facility Work North Region														
Payments Summary					Workforce Hours Summary 48.50%					Ethnicity Participation Summary				
Total Contracts Value	Total Prime P/T/D	Total IBE P/T/D	Total IBE %	Payments Score (Total IBE Payments)	Total Number of Workers	Total Hours Worked	Caucasian Hours	Total Minority Hours	Total Women Hours	Workforce Score (Total Hours Worked)	Caucasian %	Minority %	Women %	Ethnicity Score (Total Participation)
\$3,000,000.00	\$68,665.26	\$68,665.26	100.00%	A+	2	334.00	172.00	162.00	0.00	A+	51.50%	48.50%	0.00%	A+

TTS-737A RCC BUILDERS & DEVELOPERS - Job Order Contracting for Building & Facility Work SOUTH REGION														
Payments Summary					Workforce Hours Summary 19.88%					Ethnicity Participation Summary				
Total Contracts Value	Total Prime P/T/D	Total IBE P/T/D	Total IBE %	Payments Score (Total IBE Payments)	Total Number of Workers	Total Hours Worked	Caucasian Hours	Total Minority Hours	Total Women Hours	Workforce Score (Total Hours Worked)	Caucasian %	Minority %	Women %	Ethnicity Score (Total Participation)
\$3,500,000.00	\$1,163,694.08	\$1,163,694.08	100.00%	A+	35	1,002.26	807.50	194.76	4.50	B	80.57%	19.43%	0.45%	A

Delaware River Joint Toll Bridge Commission

Meeting of October 28, 2024

Completed Professional Services Projects Payments Detail Report

Date: From 07/01/2014 To 09/30/2024

IBE Payments Legend	
Score Rankings	IBE Commitment Participation
A+	45% & above
A	35% to 44.9%
B+	30% to 34.9%
B	25% to 29.9%
C+	20% to 24.9%
C	15% to 19.9%
D+	10% to 14.9%
D	5% to 9.9%
F	4.9% & below

Summary	Contract Value	Prime P / T / D	IBE P / T / D	IBE Actual	Score
Professional and Construction Projects Totals	\$635,619,991.35	\$597,737,350.92	\$125,170,356.02	20.94%	C+
Professional Services Projects Totals	\$62,722,858.80	\$55,679,144.39	\$16,761,466.49	30.10%	B+

Prime Consultants	IBE Firm	Project Title	Contract Value	Prime P / T / D	IBE P / T / D	IBE Actual	Score
Burns Engineering, Inc.		C-508A BURNS - I-78 Maintenance Garage Expansion	\$717,042.74	\$717,042.74	\$305,795.94	42.65%	A
Gannett Fleming Inc. - Camp Hill, PA		C-644A GANNETT - I-78 Bridges & Approach Slab Rehabilitation	\$651,157.49	\$600,565.63	\$42,925.47	7.15%	D
Ammann & Whitney		C-650A AMMANN - Riverton / Belvidere TSB Critical Member Strengthening - Design	\$517,538.84	\$451,072.33	\$36,347.80	8.06%	D
Joseph Jingoli & Son, Inc.		C-657A JINGOLI - TOA / Building Construction Management Services - PA Assignment Level 3 Toll Bridge Facilities Energy Contract	\$300,000.00	\$297,447.96	\$13,380.00	4.50%	F
McCormick Taylor, Inc.		C-662A McCORMICK - SFB Replacement Public Involvement Services	\$1,800,016.87	\$1,566,323.71	\$382,985.84	24.45%	C+
Pennoni Associates Inc		C-663A PENNONI - SFB Replacement Project Traffic Engineering Services Pre-construction Traffic Study	\$248,468.49	\$237,424.67	\$118,547.24	49.93%	A+
Cherry, Weber & Associates, P.C.		C-684A-1/2 Van Cleef Engineering Associates, LLC - formally - CHERRY WEBER ENG.-General Engineering Services 2015-2018 Annual Inspections for contract C-684A-1	\$1,222,340.65	\$1,222,340.65	\$292,358.15	23.92%	C+
Johnson, Mirmiran and Thompson, Inc.		C-696A JMT - TOA / Engineering Services - PA Assignment	\$500,000.00	\$436,347.22	\$92,842.42	21.28%	C+
Rummel, Klepper and Kahl, LLP		C-701A RK&K - TOA / Engineering Services for Electronic Toll Collection Systems	\$500,000.00	\$461,812.98	\$91,464.15	19.81%	C
IH Engineers, P.C. (IBE Prime)	MBE	C-702B IH ENGS (IBE)- STRUCTURAL / CIVIL TASK ORDER AGREEMENT - NJ ASSIGNMENT	\$1,000,000.00	\$863,109.07	\$863,109.07	100.00%	A+
Urban Engineers, Inc.		C-703A URBAN - TOA / Construction Management Services for PA Assignment	\$500,000.00	\$445,990.62	\$89,676.75	20.11%	C+
USA Architects (IBE Prime)	SBE	C-707A USA - Commission Administration Building at Scudder Falls	\$1,376,451.71	\$1,376,354.11	\$1,376,354.11	100.00%	A+
Pennoni Associates Inc		C-715A PENNONI ASSOCIATES INC -Structural/Civil Task Order Agreement - PA Assignment	\$1,000,000.00	\$826,516.45	\$198,308.65	23.99%	C+
KS Engineers, P.C. (IBE Prime)	MBE	C-733A KS ENGINEERS, P.C. - CONSTRUCTION MANAGEMENT SERVICES TASK ORDER AGREEMENT FOR PROFESSIONAL ENGINEERING SERVICES	\$500,000.00	\$459,522.55	\$459,522.55	100.00%	A+
Pickering, Corts & Summerson, Inc. (IBE Prime)	SBE	C-757A - PICKERING, CORTS & SUMMERSON -- SBE - PROFESSIONAL ENGINEERING SERVICES FOR THE GENERAL ENGINEERING SERVICES 2021-2021 ANNUAL INSPECTION	\$1,280,000.00	\$531,101.62	\$531,101.62	100.00%	A+
Jacobs Engineering Group Inc.		CI-566A JACOBS - Portland / Columbia Toll Bridge Approach Roadways Improvements	\$532,349.00	\$476,991.53	\$144,473.11	30.29%	B+
Jacobs Engineering Group Inc.		CI-665A JACOBS - SFB Replacement Project Engineering Services for PA Noise Walls Construction	\$626,965.76	\$626,933.76	\$44,766.05	7.14%	D
TRC Engineers		CI-671A TRC - SFB Replacement Project Engineering Services for PA Approach Improvements	\$6,515,220.03	\$4,191,312.55	\$1,401,556.53	33.44%	B+
WSP/PARSONS BRINCKERHOFF, INC		CI-672A PARSONS (WSP) - SFB Replacement Project Engineering Services for Main River Bridge Replacement	\$7,776,718.32	\$5,398,968.46	\$1,398,298.09	25.90%	B
Gannett Fleming Inc. - Camp Hill, PA		CI-673A GANNETT - SFB Replacement Project Engineering Services for NJ Approach Construction	\$6,568,103.32	\$6,084,459.84	\$1,932,944.20	31.77%	B+
STV Inc. - Trenton, NJ		CM-508A STV - I-78 Maintenance Garage Expansion Engineering Services for Construction Management	\$586,402.81	\$582,335.21	\$44,851.79	7.70%	D
Greenman-Pedersen, Inc.		CM-644A GPI - I-78 Bridges and Approach Slabs Rehabilitation Construction Management / Inspection Services	\$1,545,442.08	\$1,429,603.53	\$266,934.72	18.67%	C
Greenman-Pedersen, Inc.		CM-664A GPI - SFB Replacement Project PA Noise Walls Construction Management Services	\$912,693.42	\$849,622.00	\$137,484.89	16.18%	C

*Met or Exceeded the Target

*Did Not Meet the Target

*P/T/D = Paid To Date

Delaware River Joint Toll Bridge Commission

Meeting of October 28, 2024

Completed Professional Services Projects Payments Detail Report

Date: From 07/01/2014 To 09/30/2024

IBE Payments Legend	
Score Rankings	IBE Commitment Participation
A+	45% & above
A	35% to 44.9%
B+	30% to 34.9%
B	25% to 29.9%
C+	20% to 24.9%
C	15% to 19.9%
D+	10% to 14.9%
D	5% to 9.9%
F	4.9% & below

Prime Consultants	IBE Firm	Project Title	Contract Value	Prime P / T / D	IBE P / T / D	IBE Actual	Score
Hill International, Inc. - Philadelphia, PA		CM-669A HILL - SFB Replacement Project Construction Management Services	\$25,015,066.98	\$25,015,064.91	\$6,459,687.39	25.82%	B
Joseph Jingoli & Son, Inc.		CM-707A JINGOLI - Commission Administration Building at Scudder Falls - Construction Management Services	\$530,880.29	\$530,880.29	\$35,749.96	6.73%	D

*Met or Exceeded the Target

*Did Not Meet the Target

*P/T/D = Paid To Date

**Delaware River Joint Toll Bridge Commission
Meeting of October 28, 2024**

MINORITY, WOMEN AND SMALL BUSINESS ENTERPRISE PROGRAM

The Delaware River Joint Toll Bridge Commission implemented a one-year Minority Business Enterprise (MBE) pilot program, with a 7% participation goal, and the Women Business Enterprise (WBE) pilot program with a 3% goal. These goals applied to consultants and contractors' participating in the Commission's Capital Program and were effective on September 1, 2008.

At its December 2008 Commission Meeting, the Commission revised the pilot program to specify a 25% Small Business Enterprise (SBE) goal to New Jersey assigned consultant contracts in lieu of the previously specified 7% MBE and 3% WBE goals.

At its December 2010 Commission Meeting, due to the success of the Commission's MWSBE Pilot Program, the Delaware River Joint Toll Bridge Commission adopted a resolution for permanent status of the Minority Business Enterprise (MBE) program, with a 7% participation goal, and the Women Business Enterprise (WBE) program with a 3% goal, and the Small Business Enterprise (SBE) program with a 25% goal. These goals apply to consultants and contractors' participating in the Commission's Capital Program.

The Contract Compliance Department continues to monitor, update and analyze the payments for the MWSBE diversity program.

- a) PA Assigned Professional Services Contracts: 7% MBE and 3% WBE
- b) No State Assigned Professional Services Contracts: 7% MBE and 3% WBE
- c) Capital Plan Construction Contracts: 7% MBE and 3% WBE
- d) NJ Assigned Professional Services Contracts: 25% SBE

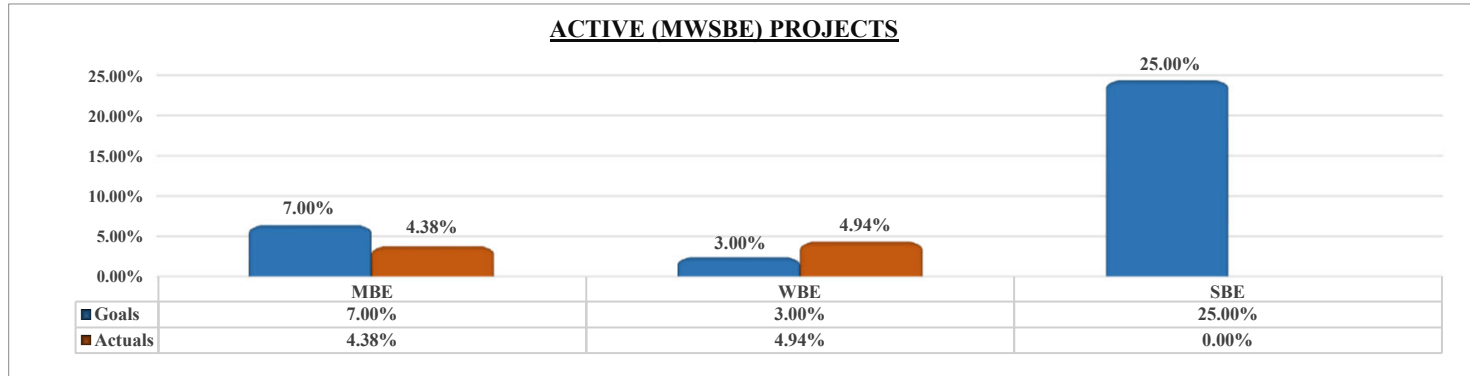
Numerous diversified businesses have benefited and continue to benefit from the Commission's previous M/W/SBE Program. The number of Contracts awarded during the MWSBE Program are as follows:

- Active Projects: 1
- Completed Projects: 76
- Total Capital Program Projects: 77
- Total Number of Contractors: 180

As of July 1, 2014 projects fall into the status now commonly referred to as IBE (Identified Business Enterprise) with a projected target to be or to exceed 25% of the total project award amount.

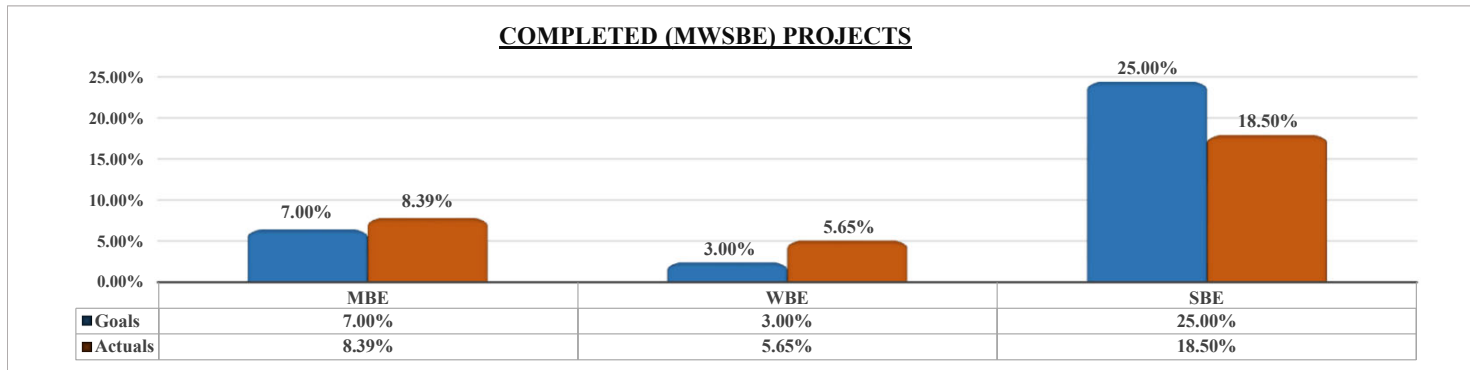
**Delaware River Joint Toll Bridge Commission
Meeting of October 28, 2024**

ACTIVE and COMPLETED (MWSBE) PROJECTS PAYMENTS



M/WBE Actual Summary Totals \$2,807,501.91	MBE		WBE		SBE Actual Summary Totals \$0.00	SBE	
	ACTUAL	PAYMENTS	ACTUAL	PAYMENTS		ACTUAL	PAYMENTS
	4.38%	\$1,319,428.97	4.94%	\$1,488,072.94		0.00%	\$0.00

PROJECT NO.	CONTRACTOR / CONSULTANT	PROJECT VALUE	TOTAL PAYMENTS TO DATE	MBE GOAL 7%	MBE PAYMENTS	WBE GOAL 3%	WBE PAYMENTS	SBE GOAL 25%	SBE PAYMENTS
C-502A	AECOM Transp.	\$ 30,397,000.00	\$ 30,135,435.99	4.38%	\$ 1,319,428.97	4.94%	\$ 1,488,072.94		\$ -



M/WBE Actual Summary Totals \$141,820,320.30	MBE		WBE		SBE Actual Summary Totals \$18,938,470.71	SBE	
	ACTUAL	PAYMENTS	ACTUAL	PAYMENTS		ACTUAL	PAYMENTS
	8.39%	\$11,903,166.05	5.65%	\$8,008,051.95		18.50%	\$3,502,973.00

The details relative to the Completed Projects data above are available on the following pages.

**Delaware River Joint Toll Bridge Commission
Meeting of October 28, 2024**

**Minority, Women and Small Business Enterprise Payment Reporting
Completed Contracts**

*Categories highlighted below indicates the Prime has either met or exceeded the target.

PROJECT NO.	CONTRACTOR / CONSULTANT	CONTRACT VALUE	MBE GOAL 7.0 %	MBE PAYMENTS	WBE GOAL 3.0 %	WBE PAYMENTS	SBE GOAL 25.0 %	SBE PAYMENTS
DB-427B	A.P. Construction	\$ 4,356,866.00	10.00%	\$ 435,686.60	7.30%	\$ 318,051.22		
T/TS-573A	A.P. Construction	\$ 7,823,588.00	7.69%	\$ 601,633.92	4.92%	\$ 384,920.53		
T-440BR	A.P. Construction	\$ 4,608,295.33	11.70%	\$ 539,170.55	7.33%	\$ 337,788.05		
TTS-476A-2	A.P. Construction	\$ 3,511,153.06	7.20%	\$ 252,803.02	5.50%	\$ 193,113.42		
T-472A	Allied Painting	\$ 15,595,983.76	9.70%	\$ 1,512,810.42	15.00%	\$ 2,339,397.56		
C-443A	Ammann & Whitney	\$ 770,909.81	10.00%	\$ 77,090.98	14.00%	\$ 107,927.37		
C-445A	Ammann & Whitney	\$ 920,304.08	7.20%	\$ 66,261.89	3.20%	\$ 29,449.73		
C-629B	Michael Baker	\$ 500,000.00					2.79%	\$ 13,937.96
T-474A	Bracy Contracting	\$ 2,660,000.00	6.05%	\$ 160,930.00	2.87%	\$ 76,342.00		
C-474A	Brinjac	\$ 287,603.87	8.00%	\$ 23,008.31	9.00%	\$ 25,884.35		
C-627A	Buchart Horn	\$ 132,374.35						
C-598A	Burns Group	\$ 408,272.00					8.00%	\$ 32,661.76
C-454A	Carroll Engineers	\$ 500,000.00	18.10%	\$ 90,500.00	5.90%	\$ 29,500.00		
C-543A	Cherry Weber	\$ 612,233.00					28.30%	\$ 173,261.94
C-639A	Cherry Weber	\$ 401,455.40	18.10%	\$ 72,663.43	5.90%	\$ 23,685.87		
T-498A	Cornell & Co.	\$ 1,999,015.22	9.30%	\$ 185,908.42	6.30%	\$ 125,937.96		
T-554A	Dayspring Electric	\$ 232,117.66						
C-628A	Dewberry	\$ 474,625.86	9.69%	\$ 46,014.78	13.27%	\$ 62,999.77	9.12%	\$ 43,294.17
C-454B	French & Parello	\$ 500,000.00					17.00%	\$ 85,000.00
C-627B	French & Parello	\$ 276,851.59					5.70%	\$ 28,487.21
C-453A	Gannett Fleming	\$ 1,000,000.00	5.33%	\$ 53,300.00	0.87%	\$ 8,700.00		\$ -
C-598B	Gannett Fleming	\$ 367,353.90					8.95%	\$ 32,878.17
C-566A	Greenman Pedersen	\$ 350,675.02	9.54%	\$ 33,464.64	0.83%	\$ 2,924.37		\$ -
C-599B	Greenman Pedersen	\$ 1,000,000.00					4.00%	\$ 40,000.00
CM-437A	Greenman Pedersen	\$ 2,559,020.59					19.50%	\$ 499,009.02
CM-440B	Greenman Pedersen	\$ 753,336.71					17.64%	\$ 132,888.60
T-441A	H & G Contractors	\$ 1,586,698.00	6.60%	\$ 104,722.07	1.57%	\$ 24,911.16		
C-530A	Hill International	\$ 400,000.00	2.50%	\$ 10,000.00				
CM-427B	Hill International	\$ 629,749.00					13.60%	\$ 85,645.86
CM-447B	Hill International	\$ 973,401.52	4.10%	\$ 39,909.46	2.10%	\$ 20,441.43		
CM-442A	Hill International	\$ 319,826.73					25.14%	\$ 80,404.44
CM-573A	Hill International	\$ 1,038,384.48	6.20%	\$ 64,379.84	5.80%	\$ 60,226.30		
C-629A	Hill International	\$ 147,560.34					13.66%	\$ 40,993.70
T-506A	HRI	\$ 13,727,411.69	7.17%	\$ 984,255.42	2.91%	\$ 399,467.68		
TS-505A	IEW	\$ 661,352.00	55.00%	\$ 363,743.60	8.93%	\$ 59,058.73		
DB-563A	J. Fletcher Creamer	\$ 1,283,717.00	15.00%	\$ 192,557.55	4.00%	\$ 51,348.68		
TTS-634AR	J. Fletcher Creamer	\$ 896,808.00	8.35%	\$ 74,885.53	0.42%	\$ 3,755.75		
T-437A	J.D. Eckman	\$ 24,412,321.90	7.48%	\$ 1,826,041.68	3.04%	\$ 742,134.59		
C-549AR	Jacobs Engineering	\$ 445,549.98	8.02%	\$ 35,745.16	3.11%	\$ 13,866.11		
TS-442A	James A. Anderson	\$ 2,149,268.62	6.30%	\$ 135,403.92	1.30%	\$ 27,940.49		
TS-443A	James A. Anderson	\$ 2,461,975.00			6.10%	\$ 150,180.48		

**Delaware River Joint Toll Bridge Commission
Meeting of October 28, 2024**

**Minority, Women and Small Business Enterprise Payment Reporting
Completed Contracts**

*Categories highlighted below indicates the Prime has either met or exceeded the target.

PROJECT NO.	CONTRACTOR / CONSULTANT	CONTRACT VALUE	MBE GOAL 7.0 %	MBE PAYMENTS	WBE GOAL 3.0 %	WBE PAYMENTS	SBE GOAL 25.0 %	SBE PAYMENTS
T-543A	James D. Morrissey	\$ 6,683,640.40	4.80%	\$ 320,814.74	8.64%	\$ 577,466.53		
CM-444A	JMT	\$ 905,196.00	9.50%	\$ 85,993.62	2.80%	\$ 25,345.49		
CM-506A	JMT	\$ 1,459,000.00	7.65%	\$ 111,613.50	2.40%	\$ 35,016.00		
CM-543A	JMT	\$ 752,729.58					30.60%	\$ 230,335.25
C-506A	K.S. Engineers	\$ 1,156,622.33	63.38%	\$ 733,067.23	13.44%	\$ 155,450.04		
TTS-476A-1	Kyle Conti	\$ 4,128,641.00	0.09%	\$ 3,715.78	9.00%	\$ 371,577.69		
C-628B	Louis Berger Group	\$ 781,897.95					9.21%	\$ 92,111.29
C-599A	McCormick & Taylor	\$ 259,868.37			0.01%	\$ 5,000.00		
DB-562A	M.L. Ruberton	\$ 344,492.68	8.30%	\$ 28,592.89	3.80%	\$ 13,090.72		
T-475A	Miniscalco	\$ 68,229.51	2.25%	\$ 1,535.16	1.20%	\$ 818.75		
TS-445A	Neshaminy Contractors	\$ 6,285,926.10	16.90%	\$ 1,062,321.51	2.70%	\$ 169,720.00		
TS-447B	Neshaminy Contractors	\$ 8,955,586.24	8.60%	\$ 770,180.42	2.58%	\$ 231,054.12		
C-437B	Parsons Brinkerhoff	\$ 2,254,674.00					22.54%	\$ 508,203.52
C-437A	Pennoni Associates	\$ 764,181.39					24.00%	\$ 183,403.53
C-556A	Pennoni Associates	\$ 323,615.98					25.21%	\$ 98,228.18
C-455B	Remington & Vernick	\$ 400,000.00					2.49%	\$ 9,960.00
TS-444A	Road-Con	\$ 7,814,850.68	4.87%	\$ 380,583.23	0.31%	\$ 24,226.04		
T-639A	Road-Con	\$ 3,324,313.00			13.90%	\$ 462,079.51		
C-621A	Rummel, Klepper & Kahl	\$ 487,881.64	9.01%	\$ 43,941.24	3.16%	\$ 15,427.54		
T-624A	Sparwick	\$ 874,601.00	7.60%	\$ 66,469.68	0.75%	\$ 6,559.51		
C-440B	Stantec	\$ 728,011.79	4.75%	\$ 34,580.56	2.80%	\$ 20,384.33		
C-440A	Stantec	\$ 405,011.03	4.80%	\$ 19,440.53	6.60%	\$ 26,730.73		
C-600A	STV	\$ 800,000.00					12.60%	\$ 100,800.00
CM-472A	STV	\$ 1,728,385.40					23.80%	\$ 411,355.73
CM-474A	STV	\$ 291,172.17						
C-538A	STV	\$ 500,000.00	1.25%	\$ 6,250.00	31.20%	\$ 156,000.00		
CM-443A	STV	\$ 204,152.63	16.75%	\$ 34,195.57	11.00%	\$ 22,456.79		
CM-445A	STV	\$ 682,064.44					26.00%	\$ 177,336.75
CM-498A	STV	\$ 571,665.66	12.00%	\$ 68,599.88	2.40%	\$ 13,719.98		
C-453B	T & M Associates	\$ 1,000,000.00					18.90%	\$ 189,000.00
C-07-11	Transystems	\$ 747,493.55					21.05%	\$ 157,347.39
C-447B	Transystems	\$ 666,016.64	8.00%	\$ 53,281.33	2.00%	\$ 13,320.33		
CM-476A	Trumbull	\$ 699,250.00	13.60%	\$ 95,098.00	6.10%	\$ 42,654.25		
C-505A	Urban Engineers	\$ 154,598.70					36.50%	\$ 56,428.53
C-539A	URS Corporation	\$ 265,070.69						

DELAWARE RIVER JOINT TOLL BRIDGE COMMISSION

Meeting of October 28, 2024

**OPERATIONS INDEX
FOR
INFORMATION TECHNOLOGY**

SUBJECT	DESCRIPTION	PAGE NUMBER
Information Technology	Status Report Month of September 2024	1-2

DELAWARE RIVER JOINT TOLL BRIDGE COMMISSION

Meeting of October 2024

Information Technology Department Report Month of September 2024

The following activities under the general heading of Information Technology were recently initiated, accomplished, or performed:

Helpdesk/Deployments:

- Processed 31 work orders for the month of September.
- Includes all software support, IT daily tasks, printer and desktop support, Intranet, news and job postings, telephone support, and form design/updates.
- Includes configuration and deployment of desktops, laptops, and cell phones.
- Includes MUNIS, ADP, Maximo, ESS CAD/RMS, and other Enterprise Software updates and maintenance, and EZ-Pass support.

Projects:

MUNIS Upgrade:

- We continue to work on the MUNIS Upgrade. We plan to test and train over the next months and looking at December for the cut-over period.

ESS CAD/RMS Implementation:

- We continue to support the CAD/RMS implementation as the project gets closer to operation. We have trained on the supporting the system and we continue to provide support for user training.
- We are in the process of starting a Mobile Data Terminal upgrade project to allow the Commission patrol vehicles access to the new CAD system.

Customer Service Center:

- We have started to support the creation of a new CSC by providing phone system and desktop computer support.


Security, Upgrades, and Migration Initiative:

- We continue to work on infrastructure upgrades throughout The Commission.

DELAWARE RIVER JOINT TOLL BRIDGE COMMISSION

Meeting of October 2024

Meetings Attended:

-  **Every Monday: IAG Tech Committee Call:** General IAG Tech Committee discussion and status. Nothing to report.

**DELAWARE RIVER JOINT TOLL BRIDGE
COMMISSION
Meeting of October 28, 2024**

OPERATIONS

INDEX FOR

TRAINING AND EMPLOYEE SAFETY

SUBJECT	DESCRIPTION	PAGE NUMBER
Training & Employee Safety	Status Report Month of September 2024	1 of 2

DELAWARE RIVER JOINT TOLL BRIDGE COMMISSION

TRAINING AND EMPLOYEE SAFETY DEPARTMENT

MONTH OF September 2024

The activities delineated below represent meetings, communications, tasks, and accomplishments of the Training and Employee Safety Department for the Month of September 2024

- 9/03 - Provided oversight to SR Maintenance Personnel working to clear debris from the pier at the CBS Toll Supported Bridge (Day #1)
- 9/04 - Coordinated the scheduling of CDL Theory Training for (3) maintenance employees at the Somerset County Road and Bridges Dept. in Bridgewater, NJ.
- 9/04 - Provided oversight to SR Maintenance Personnel working to clear debris from the pier at the CBS Toll Supported Bridge (Day #2)
- 9/04 - Facilitated the registration of the Rutgers Work Zone Safety Awareness online course for DED Murranko
- 9/05 - Provided support to SR Maintenance Personnel working to clear debris from the pier at the CBS Toll Supported Bridge (Day #3)
- 9/05 - Facilitated online Traffic Control Coordinator Refresher training for (1) maintenance employee at EP
- 9/06 - Attended the utility mark out meeting at the DWG with representatives from the Maintenance and Engineering Depts.
- 9/09 - Facilitated Coleman Consulting Survey Sessions at the DWG
- 9/09 - Conducted AED & First Aid checks in the Northern Region
- 9/10 - Attended/participated in the monthly Microsoft TEAMS Departmental Meeting
- 9/10 - Conducted refresher training on the Aspen T-62 Under Bridge Truck at MM (Day 1)
- 9/10 – Facilitated Coleman Consulting Survey Sessions @ I 78
- 9/11 - Conducted refresher training on the Aspen T-62 Under Bridge Truck at MM and provided oversight of repair work to Pier 1 (Day #2)
- 9/11 – Facilitated Coleman Consulting Survey Sessions @ NHL
- 9/11 - Provided oversight to Maintenance personnel at NHL Toll Bridge working to remove debris from the pier
- 9/11 - Held a Microsoft TEAMS Meeting with TES/HR personnel to discuss the PSBS Onboarding/Curriculum expectations
- 9/11 – Participated in the ADP LMS Optimization Meeting (Session #3)

- 9/12- Facilitated Coleman Consulting Survey Sessions @ I 78
- 9/12 - Participated in the monthly Staff Mtg/provide TES monthly activity
- 9/13 - Facilitated Coleman Consulting Survey Sessions @ NHL
- 9/16 - Facilitated/Instructed the Maintenance Onboarding Training to (3) employees at the SRMC (Langhorne) (Day #1)
- 9/16 - Conducted AED and First Aid checks in the Southern Region
- 9/17 - Conducted AED and First Aid checks in the Northern Region
- 9/17 - Maintenance Onboarding Training @ SRMC (Day #2)
- 9/17 - Facilitated online Flagger Training @ EP for (1) employee
- 9/18 - Maintenance Onboarding Training @ SRMC (Day #3)
- 9/18 - Provided support/oversight to Maintenance Employees in the SR working to clear debris on the piers at Scudder Falls
- 9/19 - Maintenance Onboarding Training @ SRMC (Day #4)
- 9/19 - Attended Traffic Incident Management Training @ the D.O.T. Facility in Bordentown, NJ
- 9/20 -Maintenance Onboarding Training @ SRMC (Day #5)
- 9/20 - Provided support/oversight to EP Maintenance Employees working to cut/prune trees in the Central Region
- 9/23 – Maintenance Onboarding Training @ NHL (Day #6)
- 9/24 - CPR/AED Certification Training for (12) employees (5 @ SF/7@DWG)
- 9/24 - Facilitated a training needs assessment meeting with PSBS Control Center Supervisors at the NHL Admin. Bldg.
- 9/25 - Facilitated CPR/AED Certification Training for (7) Employees @ I 78
- 9/25 - Attended the LED Bridge Lighting Vendor Meeting at the NH Toll Supported Bridge
- 9/26- Facilitated the Workplace Safety Committee Meeting @ Scudder Falls
- 9/27 - Conducted Stormwater Management Training @ SRMC for (17) Maintenance Employees
- 9/30 – Conducted AED/First Aid checks in the Central Region

Note: The Commission has transitioned from the Litmos LMS to the ADP Learning Management System. Detailed training statistics are unavailable

DELAWARE RIVER JOINT TOLL BRIDGE COMMISSION

Meeting of October 28, 2024

COMMUNICATIONS

The following Pages reflect the reports on those items assigned to the Communications Department. Each item is reported separately and page numbered accordingly.

DELAWARE RIVER JOINT TOLL BRIDGE COMMISSION
Meeting of October 28, 2024

OPERATIONS INDEX
FOR
COMMUNICATIONS

SUBJECT	DESCRIPTION	PAGE NUMBER
Communications	Status Report Month of September 2024	1-4

DELAWARE RIVER JOINT TOLL BRIDGE COMMISSION
Meeting of October 28, 2024

COMMUNICATIONS REPORT
September 2024

- **COMMISSION AWARENESS EFFORTS:**

Annual Report – Design, final review, and final insertions to the 2023 annual report magazine were completed in September. Upon final completion, the report was added to the Annual Reports page on the Commission website around the middle of the month. Pete Peterson of Bellevue Communications was instrumental in proofreading the final version. A detailed markup of the sixth design version was made and sent to the design team. Lead designer once again was Randi Dean.

Unforeseen Structural Issue at New Hope-Lambertville Toll-Supported Bridge – Crafted and issued a press release announcing that an unforeseen structural issue at the New Hope-Lambertville Toll-Supported Bridge would push completion of the current rehabilitation project into 2025. The three-page announcement explained how a deteriorated pin on the bridge’s second span would push back the opening of the bridge’s new walkway until December and a reopening of the bridge to traffic in both directions until sometime in January 2025 – at the earliest. The press release generated significant media coverage in print, broadcast, and online outlets. A variety of social media sites in the Bucks County and Hunterdon County areas further raised public awareness of the situation. Overall, comments on these posts were generally understanding of the situation with some individuals expressing gratitude that the structural issue was discovered.

Slide Presentation on the Former Yardley-Wilburtha River Crossing – The first comprehensive and accurate historical presentation on the former bridge crossing at what is now Yardley, PA. was given to the Yardley Historical Association on Sept. 12. The slide program was constructed and delivered by Dep. Exec. Dir. of Communications Joe Donnelly. The presentation provided new information and images, as well as corrected a litany of errors contained in prior written accounts. For whatever reasons, scant information had been available on this former bridge crossing; written accounts repeatedly published the same errors. The bridge crossing originally was owned by a local shareholder-owned company, but ownership of the company was later taken over by railroads, then an aspiring trolley line operator out of Trenton, and finally a group of quarry owners headquartered in Lambertville. The 1905 steel truss bridge that replaced a former wooden bridge was sold jointly to New Jersey and Pennsylvania in 1923. Commission involvement with the bridge was limited – from late 1934 to its closing in 1961. The event organizers said about 70 people attended the presentation, which was well received.

Northampton Street Bridge Rededication Ceremony Video – After a series of reviews and changes, a video of the November 2023 Northampton Street Bridge rededication event was completed with the assistance of media consultant Alex Styer of Bellevue Communications. The video includes Commission officials and other attendees, notably former world heavyweight boxing champion Larry Holmes. The event highlighted the bridge’s new color-programmable LED architectural lighting system and the musical involvement of the Big Easy Easton Brass band, which led a procession across the newly lit bridge. The video has been added to the Commission’s YouTube channel and will be linked to from the Commission’s website.

DELAWARE RIVER JOINT TOLL BRIDGE COMMISSION
Meeting of October 28, 2024

- **MEDIA RELATIONS:**

Hot Topics: Partial closures of New Hope-Lambertville Bridge extended into 2025 due to structural issue; Northampton Street Bridge rededication video posted on YouTube; repairs underway on Lumberville-Raven Rock Bridge; lane closures for Route 1 south in vicinity of the Trenton-Morrisville Toll Bridge; Woodside Road closure for Commission construction work at River Road/PA Route 32 in Lower Makefield, PA; better customer service promised in \$1.9 billion contracts to run E-ZPass on NJ toll roads; Route 1 southbound lane closures planned this week; locals feel ignored as PennDOT pushes for more state money; 12-hour closure of Woodside Road Wednesday; Yardleyville Bridge mystery discussion set for Thursday; first stage of Washington Crossing Bridge study underway; what roads are open and closed around Doylestown; Washington Crossing Piers to undergo repairs; big rigs banned on South Pennsylvania Avenue (Morrisville); your commute may be impacted by Washington Crossing Bridge inspection – what to expect.

- **WEBSITE:**

Posted various travel restriction alerts for Commission bridges and roadways; posted various homepage scroll messages for travel restrictions at Commission bridges and roadways; updated the schedule and overview sections of the New Hope-Lambertville Bridge Rehabilitation project page; updated message and inserted new read-more link on homepage pop-up window as warranted; inserted meeting notice, Teams meeting link, teleconferencing info, and meeting agenda onto the Public Access-Commission Meetings webpage; updated the New Hope-Lambertville project webpage's two-week lookahead section on a weekly basis; repaired a broken link on the website's E-ZPass page as per Chip Stracciolini; updated NH-LTSB rehabilitation project page to reflect unforeseen structural issue and delayed opening of new walkway and delayed return of New Jersey-bound travel lane.

- **COMMUNITY AFFAIRS** (Please refer to Community Affairs report):

Enumerated possible response items for New Hope Celebrates inquiry regarding a future ceremonial opening of the New Hope-Lambertville Bridge (note: we don't delay bridge openings to have a celebration);

INTERNAL/EXTERNAL COMMUNICATIONS

- Recorded a total of 16,228 sessions (visits) on the Commission's website – www.drjtbc.org – during September 2024. That's an increase over the 15,617 recorded in August and the 14,604 experienced in September 2023.
- Drafted and issued two press releases in September: unforeseen structural issue at New Hope-Lambertville Bridge and 12-hour closure of Woodside Road in Lower Makefield, PA.
- Ordered Sherlock Holmes hat and pipe prop for bridge-history presentations.
- Reviewed old Yardley-Wilburtha Bridge files, field books, photographs, and drawings.
- Requested firewalled article content from Bellevue Communications.
- Directed Kim Shipp to printout and bind copy of New Jersey municipal boundaries book.
- Participated in online meeting concerning the step-by-step billing process for a new direct toll payment system for motorists without E-ZPass accounts.
- Photographed Yardley buildings and old bridge abutment for Yardley Bridge presentation.

DELAWARE RIVER JOINT TOLL BRIDGE COMMISSION
Meeting of October 28, 2024

- Requested copies of records from Yardley Borough Hall relative to Pennsylvania's conveyance of former bridge abutment property to the municipality 40-50 years ago; no response.
- Discussed with Alex Styer of Bellevue Communication the prospects of potential billboard rentals for January's soft conversion to AET at four remaining mixed-mode tolling points.
- Reconstructed portions of Yardley-Wilburtha Bridge presentation corrupted on a thumb drive.
- Tested projector and computer setup for Yardley-Wilburtha presentation (note: the technical assistance of the Engineering Department's Project Manager/Capital Program Coordinator Justin Bowers was integral to the presentation's success).
- Participated in online meeting discussion and review of logo options for the Washington Crossing Bridge Alternatives Analysis.
- Acquired and shared old black-and-white photograph of former herringbone wooden roadway on the Riegelsville Bridge..
- Reviewed Uhlerstown-Frenchtown public comment responses in page-turn meeting with Executive Director Joe Resta; subsequently began rewrite based on Mr. Resta's input.
- Photographed Washington Crossing and Calhoun Street bridges at ground level for potential use in 2024 annual report.
- Sent various historical news clippings to Susan Taylor of the Yardley Historical Association.
- Communicated with Todd Clark of Ohio, a historic postcard collector who has terrific images of former wooden covered bridge crossings along the Delaware River; received his permission to use his images in presentations and ascertained how to give him credit for those images.
- Contacted lighting consultant Phat Quach to determine how the Uhlerstown-Frenchtown lighting plans were altered in response to public inquiries received during the open houses/public comment process for the upcoming project at that bridge.
- Responded to New Hope store owner who had a confrontational experience with a construction worker smoking cigarettes in front of the gentleman's store; consulted/coordinated with Michael McCandless of the Engineering Department.
- Extracted 2023 annual report's PDF document cover image and converted it to a JPG file for uploading and posting on the Commission website; worked with website consultant Myron Mariano of Stokes Creative Group to resize the image so it would display correctly on the annual reports webpage.
- Requested 2023 turnarounds data from Public Safety department for use in Uhlerstown-Frenchtown public comments response document; Lieutenant Jaimie Davis provided full report on northern region bridges.
- Met with Chief Engineer Kevin Skeels and Program Manager-Structures Michael McCandless to discuss New Hope-Lambertville Toll-Supported Bridge structural issue; began work on a possible announcement/press release.
- Reviewed September Commission meeting legal notice.
- Met with Chief Engineer Skeels, Assistant Chief Engineer Steve Burke, and Executive Director Resta to further discuss structural issue at the NH-LTSB.
- Forwarded photographs to Joe Resta for use in virtual meeting/teleconference with New Hope and Lambertville officials regarding unforeseen NH-LTSB structural issue.

DELAWARE RIVER JOINT TOLL BRIDGE COMMISSION
Meeting of October 28, 2024

- Vetted and revised unforeseen structural issue announcement with engineering department and executive director; sent to Peterson and Styer for proofreading, posting, and distribution.
- Responded to reporter inquiry (Rohan) regarding ultrasonic testing of pins at bridges.
- Attended conference call regarding Conduent IBTTA presentation on “real time” direct-bank-account-payments for toll charges incurred by non-E-ZPass motorists.
- Called Easton resident (Ruch) regarding framed plan sheet he has of the Northampton Street Bridge; will attempt to schedule visit at some future date to examine the plan sheet.
- Attended Teams meeting regarding Lambertville Chamber’s use of facilities request to have annual Two Town Turkey Trot runners cross the New Hope-Lambertville Bridge; crossing might be possible with certain conditions.
- Contacted Dan Alexander of WPST/NJ 101.5 FM to request correction of headline stating closure of the New Hope-Lambertville Bridge; bridge is only partially closed and is open to Pennsylvania-bound motorists and pedestrians in both directions.

DELAWARE RIVER JOINT TOLL BRIDGE COMMISSION

Meeting of October 28, 2024

**OPERATIONS INDEX
FOR
COMMUNITY AFFAIRS**

SUBJECT	DESCRIPTION	PAGE NUMBER
Community Affairs	Status Report Month of September 2024	1-2

Community Affairs Report September 2024

The following Community Affairs activities took place during September 2024:

New Hope-Lambertville Toll Supported Bridge Rehabilitation Project

Attended bi-weekly progress meetings. Set-up meeting with local officials to discuss additional work and change in schedule. Advised key stakeholders in both towns of same. Updated printed material accordingly. Participated in discussions regarding ability to allow Thanksgiving Day event on the bridge.

Coordinated site visit for maintenance staff from New Hope and Langhorne to review mechanics of architectural lighting system with project electricians. Met with project team on lighting color schemes and schedule as previously set with lighting designer and Justin Bowers.

Received and responded to variety of questions and comments from the public and local officials regarding the status of the project and completion, issue with temporary walkway, etc.

Uhlerstown-Frenchtown Toll-Supported Bridge Rehabilitation

Completed draft responses to public comments with WSP Public Involvement team member Debbie Hartman. Reviewed revised draft from Deputy Executive Director of Communications Joe Donnelly. Set up meetings with neighbor property owners (Schneiderwind Farms and Frenchtown Borough) to discuss potential contractors contacting them to use property for staging. Those meetings are to be held the first week of October.

Riverton-Belvidere Toll-Supported Bridge wall reconstruction

Communicated with neighboring property owners and local officials on completion of project and re-opening of the pedestrian walkway. Pedestrian shuttle operated by Easton-Phillipsburg maintenance staff has concluded.

Washington Crossing Toll-Supported Bridge Alternatives Analysis

Participated in meeting with Public Involvement team to develop project logo; several options forwarded to Executive Staff for approval.

Bridge/Sign lighting

Coordinated requests for light shows at both “Trenton Makes” sign and Northampton Street Bridge with technical assistance from Justin Bowers. Shows in September included holidays, several disease and medical syndrome awareness, International Recovery Day, Girl Scouts Bridging ceremony and anniversary of Gen. Lafayette’s time in New Jersey. Shows scheduled for October included holidays, Thomas Edison State University

DELAWARE RIVER JOINT TOLL BRIDGE COMMISSION

Meeting October 28, 2024

graduation, German American Day, several disease and medical syndrome awareness, and Slow Down-Move Over awareness..

Various Community Affairs activities

Handled a wide assortment of community affairs tasks during the month, including:

- Replied to various communications from the public, including questions about Toll-by-Plate process and use of facilities requests
- Provided notification to neighboring property owners at the I-78 Welcome Center, of upcoming tree work along the property line
- Provided notification of Woodside Road closure to local and school officials
- Attended Joe Donnelly's presentation to the Yardley Historical Society
- Assisted the Communications Department by proofreading various news releases and communications, and editing various images

DELAWARE RIVER JOINT TOLL BRIDGE COMMISSION

Meeting of October 28, 2024

ENGINEERING

The following Pages reflect the reports on those items assigned to the Engineering Department. Each item is reported separately and page numbered accordingly.

DELAWARE RIVER JOINT TOLL BRIDGE COMMISSION
Meeting of October 28, 2024
PROJECT STATUS REPORT

FACILITY	PM/PAM	CONTRACT DESCRIPTION	PAGE NO.
Trenton-Morrisville Toll Bridge/Langhorne	RJZ/KMS	Southern Operations & Maintenance Facilities Improvements <ul style="list-style-type: none"> Design, C-519A CM/CI Services, CM-519A Construction, T-519A 	1
	EVO/SJB	TM TB Roadway Pavement and Deck Sealing Improvements <ul style="list-style-type: none"> Design, TOA No. C-788A-1 CM/CI Services, TOA No. C-772A-2 Construction, T-746A 	2
Lower Trenton Toll-Supported Bridge	SJB/KMS	Lower Trenton TSB Truck Warning System (Pilot) & NJ Bridge Monitor Shelter <ul style="list-style-type: none"> Final Design, TOA No. C-771A-7 	4
Calhoun Street Toll-Supported Bridge	HDH/MEM	Decorative Knee Brace Replacement <ul style="list-style-type: none"> Design, TOA No. C-788A-2 	4
Scudder Falls Toll Bridge	SJB/KMS	Scudder Falls Bridge Replacement Project <ul style="list-style-type: none"> Final Design, C-660A 	5
	SJB/KMS	DMC Services for T-668A Construction of the SFB Project <ul style="list-style-type: none"> Oversight of Final Design, TOA No. C-502A-2I/C-502-1M 	5
	CLR/SJB	Scudder Falls Bridge Replacement Project Ancillary Improvements <ul style="list-style-type: none"> Design, TOA No. C-760A-4 Construction, JOC No. T/TS-787A-002 	6
Washington Crossing Toll-Supported Bridge	WMC/KMS	Washington Crossing Bridge Replacement <ul style="list-style-type: none"> Preliminary Engineering /Environmental Documentation, C-697A 	7
	VMF/SJB	PA OverSize Vehicle Protection Structure Evaluation & Design <ul style="list-style-type: none"> Design, TOA No. C-769A-5 	7
New Hope-Lambertville Toll-Supported Bridge	MEM/SJB	NH-L TSB Rehabilitation <ul style="list-style-type: none"> Design, C-694A CM/CI Services, CM-694A Construction, TS-694A 	8
New Hope-Lambertville Toll Bridge	MEM/KMS	NH-L TB Stone Veneer Replacement <ul style="list-style-type: none"> Design, TOA No. C-704A-2 	9
	VMF/MEM	<ul style="list-style-type: none"> CI Services, TOA No. C-772A-3 Construction, JOC No. T/TS-735A-013 	10
	CAS/KMS	NH-L TB All Electronic Tolling (AET) Conversion Design <ul style="list-style-type: none"> Contract No. C-754A 	10
Centre Bridge-Stockton Toll-Supported Bridge	HDH/MEM	CB-S TSB Bearing and Bridge Seat Rehabilitation <ul style="list-style-type: none"> Design, TOA No. C-769A-2 	11
Lumberville-Raven Rock Toll-Supported Bridge	JRB/SJB	L-RR TSPB Concept Design for Architectural Lighting & Electronic Surveillance/Detection System Installation <ul style="list-style-type: none"> Concept Design, TOA No. C-771A-4 	12
Uhlerstown-Frenchtown Toll-Supported Bridge	MEM/KMS	Uhlerstown-Frenchtown TSB Rehabilitation <ul style="list-style-type: none"> Design, C-642A 	12

Facilities are listed South to North

The first set of initials indicate the Project Manager and the second set of initial indicate the Program Manager

Project Manager Legend

WMC – M. Cane
HDH – D. Hettema
JRB – J. Bowers
CLR – C. Rood
VMF-Vincent Fischer
EVO – E. Van-Otoo

Program Manager Legend

KMS – K. Skeels
SJB – S. Burke
MEM – M. McCandless
CAS – C. Stracciolini
RJZ – R. Zakharia

DELAWARE RIVER JOINT TOLL BRIDGE COMMISSION
Meeting of October 28, 2024
PROJECT STATUS REPORT

FACILITY	PM/PAM	CONTRACT DESCRIPTION	PAGE NO.
Interstate-78 Toll Bridge	WMC/SJB	I-78 TB Joint Rehabilitation & Miscellaneous Work <ul style="list-style-type: none"> • Design and Construction Inspection, TOA No. C-769A-4 	13
	CLR/SJB	I-78 NJ Roadway Rehab and Power & Communication Infrastructure Upgrades <ul style="list-style-type: none"> • Design, C-766A • Construction Management/Construction Inspection, CM-766A • Construction, T-766A 	13
Northampton Street Toll-Supported Bridge	MEM/KMS	NHST TSB Rehabilitation <ul style="list-style-type: none"> • Design, C-590A • Construction Management/Construction Inspection, CM-590A • Construction, TS-590A 	15
Riverton-Belvidere Toll-Supported Bridge	HDH/MEM	Northwest & Southwest Wingwalls Rehabilitation <ul style="list-style-type: none"> • Design, TOA No. C-751A-1 • CI Services, TOA No. C-772A-1 • Construction, JOC No. T/TS-784A-001 	16
Multiple Facilities and/or Commission-Wide	SJB/KMS	Capital Program Management Consultant (CPMC) & Design Management Consultant (DMC) Services for the I-95/Scudder Falls Bridge Improvement Project <ul style="list-style-type: none"> • CPMC Services 2018 through 2024, C-502A-1M • CPMC Services 2024 through 2028, C-502A-1N 	18
	HDH/SJB	Underwater Substructure Improvements Design – All Regions <ul style="list-style-type: none"> • Design, No. C-782A 	19
	WMC/KMS	Bridge Monitor Shelter Enhancements Program Development <ul style="list-style-type: none"> • TOA No. C-771A-1 	19
	WMC/KMS	Electronic Surveillance/Detection System <ul style="list-style-type: none"> • Network Video Management System (NVMS) Integrator Services, Contract No. DB-768A 	20
	CAS/KMS	Electronic Toll Collection <ul style="list-style-type: none"> • Customer Service Center/Violation Processing Center Project, DB-584A 	20
	CAS/KMS	Electronic Toll Collection System Replacement <ul style="list-style-type: none"> • Design, Build, and Maintain, DB-540A 	21
	CAS/KMS	All Electronic Tolling Implementation Plan <ul style="list-style-type: none"> • TOA No. C-728A-6 	21
	WMC/KMS	Job Ordering Contracting Services <ul style="list-style-type: none"> • Program Manager, C-727A • T/TS-784A, JOC For Bridge, Highway and Civil Work-North Region • T/TS-785A, JOC For Bridge, Highway and Civil Work-South Region • T/TS-786A, JOC Services for Building and Facility Work-North Region 	22

Facilities are listed South to North

The first set of initials indicate the Project Manager and the second set of initial indicate the Program Manager

Project Manager Legend

WMC – M. Cane
HDH – D. Hettema
JRB – J. Bowers
CLR – C. Rood
VMF-Vincent Fischer
EVO – E. Van-Otoo

Program Manager Legend

KMS – K. Skeels
SJB – S. Burke
MEM – M. McCandless
CAS – C. Stracciolini
RJZ – R. Zakharia

DELAWARE RIVER JOINT TOLL BRIDGE COMMISSION
Meeting of October 28, 2024
PROJECT STATUS REPORT

FACILITY	PM/PAM	CONTRACT DESCRIPTION	PAGE NO.
		<ul style="list-style-type: none"> • T/TS-787A, JOC Services for Building and Facility Work - South Region 	
	HDH/MEM	General Engineering Consultant <ul style="list-style-type: none"> • 2023-2024 Annual Inspections, C-757A 	23
	JRB/SJB	Toll Plaza Restriping – All Regions <ul style="list-style-type: none"> • TOA No. C-760A-6 	23
	CAS/KMS	Traffic Engineering Consultant- 2021-2022/ 2023- 2024 Annual Reports <ul style="list-style-type: none"> • TOA No. C-761A 	24
	JRB/CAS	Traffic Count Program Upgrade <ul style="list-style-type: none"> • DR-550A 	24
	CAS/KMS	Electronic Toll Collection/Tolling-Task Order Consultant <ul style="list-style-type: none"> • E6 MPR Testing, TOA No.C-770A-2 	25
	CAS/KMS	Soft AET Program Management and Roadway Sign Replacement <ul style="list-style-type: none"> • Phase 2 Design, TOA No. C-770A-3 • Construction, Job Order Contract No. T/TS-785A-1 NH-L TB • Construction, Job Order Contract No. T/TS-784A-2 P-C TB • Construction, Job Order Contract No. T/TS-784A-3 M-M TB 	25

Facilities are listed South to North

The first set of initials indicate the Project Manager and the second set of initial indicate the Program Manager

Project Manager Legend

WMC – M. Cane
 HDH – D. Hettema
 JRB – J. Bowers

CLR – C. Rood
 VMF-Vincent Fischer
 EVO – E. Van-Otoo

Program Manager Legend

KMS – K. Skeels
 SJB – S. Burke

MEM – M. McCandless
 CAS – C. Stracciolini
 RJZ – R. Zakharia

DELAWARE RIVER JOINT TOLL BRIDGE COMMISSION

**October 28, 2024
PROJECT STATUS REPORT**

TRENTON- MORRISVILLE TOLL BRIDGE/LANGHORNE

**SOUTHERN OPERATIONS & MAINTENANCE FACILITIES
IMPROVEMENTS**

Preliminary, Final & Post Design Services
Contract No. C-519A
(RJZ/KMS)

This contract is for Preliminary, Final and Post-Design Services for space utilization improvements at New Hope Lambertville Toll Bridge Executive Headquarters and the demolition and reconstruction of the Trenton Morrisville Toll Bridge Administration Building as identified under a Task Order Assignment for Space Utilization Program and Concept Study.

In accordance with the Commission's February 26, 2018, Regular Monthly Commission Meeting, this Contract was awarded to Gannett Fleming, Architects Inc. (GF). Accordingly, a Notice of Award and Limited Notice to Proceed was issued to GF effective February 27, 2018.

Currently GF is providing post-Design services for Contract T-519A by attending all project meetings, responding to requests for information, reviewing submittals, assisting in resolving conflicts in the field and clarifying the contract documents.

Construction Management/Construction Inspection Services
Contract No. CM-519A
(RJZ/KMS)

This contract is for Construction Management (CM) and Construction Inspection (CI) Services in connection with the demolition and new construction of the Southern Operations and Maintenance Facilities Improvements Project. Joseph Jingoli & Son, Inc. (JJS) was issued Notice of Award and Limited Notice to Proceed effective January 26, 2021.

JJS is currently conducting bi-weekly progress meetings along with processing Architectural Supplementary Instructions, Contractor's Submittals and Request for Information as part of providing construction management services.

Construction
Contract No. T-519A
(RJZ/KMS)

Contract T-519A is the multi-phase, 4-year primary construction contract for the demolition and new construction of the Southern Operations and Maintenance Facilities Improvements Project. It was awarded to Bracy Construction, Inc. at the Commission Regular Monthly Meeting of June 28, 2021. Notice of Award and Limited Notice to Proceed was issued to the Contractor on June 29, 2021; Notice to Proceed was made effective July 27, 2021, and a Pre-Construction Meeting was conducted on July 29, 2021.

DELAWARE RIVER JOINT TOLL BRIDGE COMMISSION

October 28, 2024 PROJECT STATUS REPORT

At the **Trenton Morrisville** site, the Demarcation building construction is complete. Temporary electrical equipment has been sourced and installed as an attempt to overcome global supply chain delays associated with delivery of final electrical system components. The relocation of mission-critical infrastructure and utilities from the old Administration Building to the new Demarcation building is complete. New diverse telecommunication, electrical and gas services were completed and activated. Tolling system Bridge Host, Lanes Controllers and Daktronic Toll Plaza signs' cut overs were completed on April 21, 2023.

Temporary office trailers currently house our Toll Operations and are set-up with utilities, security devices and furniture for Commission use. Commission staff moved out of the old Administration Building on May 19, 2023, and its demolition was completed on October 27, 2023, exposing the toll plaza retaining wall. Demolition of the old generator and storage garage and removal of the temporary emergency power equipment activities are complete. In the new administration building the contractor installed interior partition walls, along with rough-in Mechanical, Electrical and Plumbing throughout the building.

At the new maintenance garage location, the contractor completed footers, steel erection and metal roof deck, and is currently working on the under-slab utilities' rough-in and storm water installation.

At the **Langhorne site**, Final Inspection for the new maintenance building was made November 6, 2023, Punch List was issued November 15, Salt Operation and Building Occupancy commenced on November 20, 2023. Permanent emergency generator was received on April 18, 2023, contractor completed its installation on 8/14/24 and removed the temporary generators. Punch List work and commissioning efforts continued along with Close-Out of final construction details throughout the reporting period.

TRENTON MORRISVILLE TB ROADWAY PAVEMENT AND DECK SEALING IMPROVEMENTS

Design Task Order Assignment C-788A-1 (EVO/SJB)

This Task Order Assignment is for the design of the roadway pavement and bridge deck sealing improvements for the Trenton – Morrisville Toll Bridge facility. Notice to Proceed was issued to Traffic Planning and Design, Inc. (TPD) on January 8, 2024, and a Kick-Off Meeting was held with TPD on January 16, 2024. Final plans and specifications were submitted for bidding on May 3, 2024. The Construction Contract No. T-746A bids were received on June 6, 2024. TPD reviewed the bids for completeness.

The Construction Contractor was issued Notice to Proceed effective July 11, 2024. TPD is providing post-design phase services including Submittals and Request for Information (RFI) reviews and participating in various construction related meetings throughout the reporting period.

DELAWARE RIVER JOINT TOLL BRIDGE COMMISSION

October 28, 2024 PROJECT STATUS REPORT

Construction Management/Construction Inspection
Task Order Assignment C-772A-2
(EVO/SJB)

Notice to Proceed was issued to KS Engineers, P.C. (KSE) for this Task Order Assignment effective June 4, 2024. KSE will be providing CM/CI services for the Trenton – Morrisville Toll Bridge Roadway Paving and Deck Sealing Improvements project. KSE staff includes a full-time Resident Engineer, a full-time Construction Inspector, a part-time Scheduler, and a part-time Safety Inspector for the duration of the construction. Notice-to-Proceed for construction was issued on July 11, 2024, with substantial completion scheduled for October 31, 2024.

During this reporting period KSE conducted Progress Meetings No. 4 on September 12, 2024 and Progress Meetings No. 5 on September 26, 2024. The contractor's first pay estimate was processed.

KSE continued tracking RFIs, submittals, shop drawings, project correspondence along with on-site inspection of the contractor's ongoing construction activities. KSE's subconsultant RK&K reviewed the contractor's Composite CPM Schedule submission.

Construction
Contract No. T-746A
(EVO/SJB)

At the June 24, 2024 Commission Meeting the Commissioners awarded construction Contract No. T-746A, Trenton – Morrisville Toll Bridge Roadway Paving and Deck Sealing Improvements, to Road-Con, Incorporated of West Chester, Pennsylvania for an amount not to exceed \$5,980,564.55. Road-Con was provided with Notice of Award and Limited Notice to Proceed effective June 25, 2024. Road-Con's full Notice to Proceed was issued effective July 11, 2024.

During this reporting period, Road-Con participated in progress meetings. Road-Con continued submitting in RFIs, correspondence, submittals, and shop drawings. Road-Con continued construction activities including milling and paving of asphalt along the mainline on Route 1, Ramp C & G in PA, clearing and grubbing to clear vegetation adjacent to traffic signs, performed joint cleaning and sealing, deck sealing, junction box replacement, drainage structure modifications, repaired concrete median barrier, deck, pavement spalls, grade adjustments to existing inlet structures, curb and sidewalk repairs. Topsoil, seed and straw was placed at the disturbed grass areas adjacent to the repaired concrete curbs and inlets. Road-Con installed the proposed concrete slab and median barrier along the north side of Ramp C in NJ.

DELAWARE RIVER JOINT TOLL BRIDGE COMMISSION

**October 28, 2024
PROJECT STATUS REPORT**

LOWER TRENTON TOLL – SUPPORTED BRIDGE

**LOWER TRENTON TSB TRUCK WARNING SYSTEM (PILOT) and NJ Bridge
Monitor Shelter
Final Design
Task Order Assignment No. C-771A-7
(SJB/KMS)**

Under Task Order Assignment No. C-771A-2 French & Parrello Associates provided conceptual design services for the development of a new over height vehicle detection system for the New Jersey approach to the Lower Trenton TSB. The work of that assignment was completed with acceptance of the final Concept Report dated March 6, 2024.

This project includes the design and eventual construction of a Bridge Monitor Shelter on the New Jersey approach to the Lower Trenton Toll-Supported Bridge. Conceptual layouts of the proposed Shelter have been created in conjunction with the over height detection system layout. The concepts include the need to establish construction and property easements with the City of Trenton. The Commission is reaching out to set up a meeting with the city.

On May 14, 2024, the Commission provided French & Parrello Associated with Notice-to-Proceed for final design services for the development of a new over height vehicle detection system for the New Jersey approach to the Lower Trenton TSB. A project kickoff meeting was held on May 21, 2024. In June, FPA performed field inspections, utility verifications and submitted a Traffic Signal Removal Study Report. On August 9, 2024, FPA submitted their pre-final design submission. Comments were provided by DRJTBC on August 26, 2024. On September 4, 2024, Commission personnel met with City of Trenton personnel to discuss temporary construction and permanent property easements needed for this project. On September 20, 2024, FPA submitted their final design submission, which is currently under review by Commission staff.

CALHOUN STREET TOLL – SUPPORTED BRIDGE

**DECORATIVE KNEE BRACE REPLACEMENT
Design
Task Order Assignment Contract No.C-788A-2
(HDH/MEM)**

On December 14, 2023, a Tractor Trailer crossed the CSTSB from Pennsylvania to New Jersey, and damaged five (5) end portal decorative brackets along the downstream truss.

Traffic Planning and Design, Inc (TPD) was provided with Notice to Proceed on February 27th, 2024 to design the removal and replacement of five (5) damaged ornamental cast iron portal frame brackets over the eastbound travel lane. These brackets are non-structural in nature, and the new

DELAWARE RIVER JOINT TOLL BRIDGE COMMISSION

October 28, 2024

PROJECT STATUS REPORT

portal frames will be replicas of the original ornamental cast iron brackets. It is anticipated that the new brackets will be cast from a mold made from an existing bracket, and part of TPD's task is finding foundries that can mold and produce the castings required. TPD submitted the final design and responded to interim submission comments from the Commission during the reporting period.

The final design will be assigned to a JOC Contractor for construction in 2025

SCUDDER FALLS TOLL BRIDGE

SCUDDER FALLS BRIDGE REPLACEMENT PROJECT

Final Design
Contract No. C-660A
(SJB/KMS)

During the reporting period Michael Baker Jr., Incorporated (Baker) of Hamilton New Jersey continued to provide design input on two project issues that have developed post-construction. Their input included investigation of the pavement rutting along Woodside Road and recommendations on issues involving the under-bridge inspection rail and a water quality chamber that overflows during high intensity rainfall events. Baker participated in various Contract T-668A technical discussions involving design questions associated with these issues.

DESIGN MANAGEMENT CONSULTANT SERVICES

T-668A CONSTRUCTION

Oversight of Final Design
Task Order Assignment No. C-502A-1M
(SJB/KMS)

AECOM has provided DMC services throughout the construction of the Scudder Falls Bridge Replacement Project, Contract T-668A under Task Order Assignment C-502A-2I. The remaining unexpended funds in Task Order Assignment C-502A-2I have been transferred over to Task Order Assignment C-502A-1M and Task Order Assignment C-502A-2I has been closed out. Remaining DMC services on the Scudder Falls Project will be completed under the C-502A-1M Task order Assignment.

The remaining DMC Services include support to the Commission in the following and assistance with various project close-out activities:

Environmental Agency Coordination – Continuous services providing Project-wide assistance and coordination with environmental activities during construction.

Environmental Permitting – A final inspection will be performed by the Bucks County Soil Conservation District (BCSCD) in the Fall of 2024 in order to obtain final acceptance of all BCSCD Permitting work. Once BCSCD final acceptance is received, Permit Completion Forms

DELAWARE RIVER JOINT TOLL BRIDGE COMMISSION

October 28, 2024

PROJECT STATUS REPORT

will then be sent to the BCSCD, PADEP and the USACE. This will close-out all outstanding permitting work associated with the project other than the continued five-year monitoring period for the PA Wetlands Mitigation Site.

Environmental Monitoring Services – Continuous services were provided throughout construction to meet project permit requirements. Year 2 monitoring activities for the PA Wetlands Mitigation Site, by ACT Engineers are currently underway. This includes monthly monitoring well readings of the groundwater levels within the wetlands site.

Contracts C-660A and T-668A Progress Support - Support of open issues resolution to achieve project acceptance by the Bucks County Soil Conservation District in Pennsylvania.

DMC Services for these remaining efforts occur on a sporadic as-needed basis

SCUDDER FALLS BRIDGE REPLACEMENT PROJECT ANCILLARY IMPROVEMENTS

Design

Task Order Assignment No. C-760A-4
(CLR/SJB)

This Task Order Assignment is for the demolition of the 185 River Road Commission house along with additional site improvements in the area consisting of, but not limited to, tree removals, landscaping, fencing, guiderail installation and security measures under the Scudder Falls Bridge and in the area of the River Road/Woodside Road Intersection. Remington & Vernick Engineers (RVE) prepared the plans, specifications, and cost estimate (PS&E) as well as a schedule for the Commission's use in issuing Job Order Contract T/TS-787A-02 and is currently providing design support services during construction.

Notice to Proceed for this Task Order Assignment was issued on March 29, 2023. Final Design plans and documents were submitted by RVE in August 2023. No work was performed by RVE during this reporting period.

Construction

Job Order Contract No. T/TS-787A-002
(CLR/SJB)

This Job Order Contract is for the demolition of the 185 River Road Commission house, tree removals, landscaping, fencing, guide rail installation, and miscellaneous roadside improvements along Woodside Road and at the Woodside Road/River Road Intersection. Notice to Proceed was issued to A.P. Construction, Inc. effective October 31, 2023.

During this reporting period A.P. Construction completed the work associated with Supplemental Work Order No. 1 which was for stabilizing the Northwest corner of Woodside Road and River Road. They also removed all of the Erosion and Sediment controls initially installed at the beginning of the project.

DELAWARE RIVER JOINT TOLL BRIDGE COMMISSION

**October 28, 2024
PROJECT STATUS REPORT**

WASHINGTON CROSSING TOLL- SUPPORTED BRIDGE

WASHINGTON CROSSING BRIDGE REPLACEMENT

**PRELIMINARY ENGINEERING AND ENVIRONMENTAL DOCUMENTATION FOR
THE
WASHINGTON CROSSING BRIDGE REPLACEMENT**

**Contract No. C-697A
(WMC/KMS)**

HDR Engineering and their team of sub-consultants are providing preliminary engineering and environmental documentation type services in support of the analysis of improvement alternatives for the Delaware River crossing between Upper Makefield Township, PA and Hopewell Township, NJ.

Throughout the reporting period work involved numerous meetings in support of establishing project regulatory obligations, designation of a lead agency, a project logo and developing the project specific website. The in-depth inspection of the existing bridge structure is complete. The consultant submitted a draft Bridge Design Criteria Report and a draft Roadway Design Criteria Report, which are under review by Engineering staff with support from the Capital Program Management Consultant AECOM. Other activities included advancing the project purpose and need statement as well as desktop research in support of the site survey, traffic data collection and wetland delineation.

**WASHINGTON CROSSING TOLL-SUPPORTED BRIDGE
PENNSYLVANIA OVERSIZE VEHICLE PROTECTION STRUCTURE EVALUATION
& DESIGN**

**Design
Task Order Assignment No. C-769A-5
(VMF/SJB)**

Traffic Planning and Design, Inc. (TPD) is providing Professional Engineering Services for the evaluation and design of the recently damaged Oversize Vehicle Protection Structure (Structure) on the Pennsylvania approach to the Washington Crossing Toll-Supported Bridge.

TPD has performed field views with Engineering staff to assess the situation and is currently preparing construction documents for the complete replacement of the structure.

DELAWARE RIVER JOINT TOLL BRIDGE COMMISSION

**October 28, 2024
PROJECT STATUS REPORT**

NEW HOPE-LAMBERTVILLE TOLL-SUPPORTED BRIDGE

NH-L TSB REHABILITATION

Design
Contract No. C-694A
(MEM/SJB)

At the February 27, 2023 Commissioners Meeting, the Commission awarded Contract No. C-694A, New Hope - Lambertville Toll-Supported Bridge Rehabilitation Design to Greenman-Pedersen, Inc. (GPI) of Lebanon, NJ for an amount not-to-exceed \$1,895,132.27. GPI was provided with Notice of Award and Limited Notice to Proceed on February 28, 2023. GPI was then issued a Full Notice to Proceed on March 22, 2023, with the execution of the Agreement with the Commission.

The construction Contract was awarded at the Commission's November 2023 meeting. GPI continued to provide post-Award services including submittal and request-for-information reviews and responses during the reporting period. GPI is also providing design services and support of the span 2 pin replacement work.

Construction Management/Inspection Services
Contract No. CM-694A
(MEM/SJB)

At the November 20, 2023 Commission Meeting, authorization was granted to award the Construction Management/Construction Inspection Services contract (CM-694A) to Urban Engineers, Inc. (Urban) of Philadelphia for the not-to-exceed amount of \$1,209,96.08. Urban Engineers, Inc. of Philadelphia was issued Notice of Award and a Limited Notice to proceed effective November 21, 2023. A project kick-off meeting has held on November 30, 2023. The full Notice to Proceed was issued December 21, 2023 with the execution of the Agreement with the Commission.

The Contractor's on-site mobilization activities commenced on Tuesday January 23, 2024. The Contractor has completed the Stage 1 & 2 work and is continuing toward completion of the Stage 3 work. Urban continues to provide CM/CI services for the project.

Construction
Contract No. TS-694A
(MEM/SJB)

The Construction Contract was Awarded to Anselmi & DeCicco, Inc. (A&D) of Maplewood, NJ for a not-to-exceed amount of \$25,072,471.06 at the Commission's November 2023 Meeting. LNTP provided November 20 ,2023 and Full Notice to Proceed on December 20, 2023.

DELAWARE RIVER JOINT TOLL BRIDGE COMMISSION

October 28, 2024

PROJECT STATUS REPORT

The Phase 1 construction, including the painting of the upstream truss, was completed in June 2024. The Phase 2 Construction for the installation of the temporary pedestrian walkway placed on the bridge deck was completed in July 2024. The Contractor is currently completing the Phase 3 work, including the painting of the downstream truss and installation of the new pedestrian walkway panels. Vehicular traffic on the bridge is still in the Pennsylvania-bound direction only with pedestrian access supported on a temporary walking surface placed on the eastbound lane of the bridge deck. Eastbound traffic is detoured across the New Hope – Lambertville Toll Bridge in the free direction.

As presented at the September Commissioners Meeting, significant deterioration to a pin connection in span 2, panel point 4, was discovered after the blast cleaning operations. The Contractor's temporary support designer, EIC, has designed and detailed a friction collar support and has developed details for fabrication. The Contractor's fabricator, Pellet Welding, has commenced fabrication of the collar and clamping elements. It is anticipated that the collar will be fully engaged after the first week of December, at which time pedestrian traffic will be moved to the new walkway and traffic will remain in one (1) lane into Pennsylvania. In early January, after the holiday season, the bridge will be required to be closed for the pin replacement activities. The bridge closure is anticipated to last as long as two weeks.

NEW HOPE-LAMBERTVILLE TOLL BRIDGE

NEW HOPE-LAMBERTVILLE TOLL BRIDGE STONE VENEER REPLACEMENT

Design

Task Order Assignment No. C-704A-2

(MEM/KMS)

At the end of March 2019, a section of the stone veneer façade at the east abutment of the New Hope – Lambertville Toll Bridge (Route 202) came loose and separated from the structural abutment. Greenman-Pederson, Inc. (GPI) was given the task to investigate the cause and determine a solution for the issue. The consultant was given Notice to Proceed on 4/29/2019. The consultant went out in the field on 5/15 and 5/16/19 to assess the condition of the stone veneer at both abutments of the NH-L Toll Bridge. A preliminary report was received 6/7/2019. The report was finalized 7/15/2019. Preliminary design/repair documents were received 8/9/2019 and reviewed by 8/23/19. Final design documents were received electronically on 9/13/2019. Maintenance forces have improved the fencing around the deteriorated section at the NJ abutment facade.

The initial and revised construction costs prepared by one of the Commission's Job Order Contractors, RCC Builders & Developers (RCC) were both excessive. Therefore, the design documents have been provided to our Job Order Contractor, Mount Construction, to provide a construction cost for this work.

The project was repackaged and issued to our other Job Order Contractor, Mount Construction. After performing a field view with Commission staff, Mount Construction

DELAWARE RIVER JOINT TOLL BRIDGE COMMISSION

October 28, 2024

PROJECT STATUS REPORT

developed a cost estimate for review. The Job Order Contract with Mount Construction was executed on 07/25/2024. GPI continues to provide construction support services for this work.

Construction Inspection Services
Task Order Agreement No. C-772A-3
(VMF/MEM)

This Task Order Assignment is for providing Construction Inspection services for the New Hope-Lambertville Toll Bridge Stone Veneer Replacement. KS Engineers, P.C. (KSE) was provided with their Notice to Proceed effective June 4, 2024. KSE will provide a full-time Construction Inspector for the duration of the construction.

Construction
Job Order Contract No. TTS-735A-013
(VMF/MEM)

This Job Order Contract for an amount not-to-exceed \$347,793.77 is to reinstall the missing stone veneer at the north end of the east (NJ) abutment, to install anchors in areas identified as potentially unstable, and perform various other maintenance repairs to prevent future deterioration of the stone veneer at both east (NJ) and west (PA) abutments. This contract also includes the removal and storage of the stone veneer from a portion of the north and south abutment walls adjacent to the Pennsylvania abutment backwall to investigate the cause of this backwall rotation toward the bridge.

The project was issued to Job Order Contractor, Mount Construction with Notice to Proceed issued August 7th, 2024. A preconstruction meeting was held on August 14, 2024, and work began on the Pennsylvania abutment walls on August 26, 2024. The Commission's ESS group removed one camera from the PA abutment north wall and removed the wire feed to this camera and two (2) additional cameras near the westbound approach to the toll plaza. The ESS group also removed the wire feed and conduit on the PA abutment back to the Tee junction box attached to the south parapet wall. These cameras will be rewired, and the removed camera temporarily reinstalled at a later date by the ESS group. The stone veneer was removed from the north and south abutment walls exposing a diagonal crack in the abutment backwall, revealing the cause of the backwall rotation. Mount Construction began drilling holes in designated stone veneer block at both the Pennsylvania and New Jersey abutments in preparation for installing anchor bolts. The granite stone that will replace the missing stone on the NJ abutment has been ordered.

NH-L TB ALL ELECTRONIC TOLLING (AET) CONVERSION DESIGN

Contract No. C-754A
(CAS/ KMS)

RK&K prepared and submitted the preliminary design plans, specifications and estimate. Commission Staff met with the RK&K team to discuss the initial submission and review of these documents is underway.

DELAWARE RIVER JOINT TOLL BRIDGE COMMISSION

**October 28, 2024
PROJECT STATUS REPORT**

CENTRE BRIDGE- STOCKTON TOLL-SUPPORTED BRIDGE

CB-S TSB BEARING & BRIDGE SEAT REHABILITATION

Design

Task Order Assignment No. C-769A-2
(HDH/MEM)

During the biannual inspection of the toll supported bridges, the Commission's General Engineering Consultant (GEC) identified several areas that require repair at the Centre Bridge-Stockton Toll- Supported Bridge (CBSTSB). The areas of concern are identified as loose, missing and/or bent anchor bolts at the truss and sidewalk bearings with associated spalls in the bridge seats resulting in loss of bearing area. Additional areas of repair are identified at the deck joints and bridge seats of the single span bridge over the Canal at the west approach of CBSTSB.

Traffic Planning and Design, Inc (TPD) was provided with Notice to Proceed on December 13, 2022, for the design of the repairs. An inspection crew from TPD started an in-depth field inspection the week of January 9, 2023, for the purposes of determining the approach to the design and construction of the repairs. A Preliminary Condition Assessment Report (CAR) on the CBSTB conditions was submitted the end of January 2023.

A Draft CAR for the approach structure to the CBS-TSB bridge (York Road over the PA Canal) was submitted February 14th, 2023 and was reviewed by Engineering. In addition to the CAR, TPD has provided a Load Rating Analysis for this structure. The Preliminary Load Rating was received by the Commission on March 30th, 2023 and has been reviewed. The final Load Rating Report was accepted the end of May 2023.

Preliminary assessment reports for the structure over the canal, and for the main river bridge have been received, reviewed, and accepted. Recommendations from this report will be incorporated into a future project for rehabilitation of the bridge.

TPD continue to develop final design documents for the stringer bearing repairs on the main river bridge as well as miscellaneous pier bearing repairs. Preliminary draft plans were received from TPD's sub consultant, Stantec, which were reviewed with comments returned. TPD has finalized the plans and specifications.

The final design has been assigned to a JOC Contractor for construction in 2024 under contract No. T/TS 787A-3. TPD attended an on-site Joint Scope of Work Meeting was held on June 5, 2024 with the anticipated JOC Contractor to begin the scoping and pricing efforts. Personnel from AP Construction, Gordian and the Engineering Department met on-site at the CBS TSB. AP Construction provided the Commission with a cost proposal Mid-August.

DELAWARE RIVER JOINT TOLL BRIDGE COMMISSION

**October 28, 2024
PROJECT STATUS REPORT**

LUMBERVILLE-RAVEN ROCK TOLL-SUPPORTED BRIDGE

**L-RR TOLL-SUPPORTED PEDESTRIAN BRIDGE CONCEPT DESIGN FOR
ARCHITECTURAL LIGHTING & ELECTRONIC SURVEILLANCE/DETECTION
SYSTEM INSTALLATION**

Concept Design
Task Order Assignment No. C-771A-4
(JRB/SJB)

Under this Task Order Assignment (TOA) the Consultant, French & Parrello Associates (FPA) with lighting design subconsultant Domingo Gonzales Associates (DGA), is providing professional consulting services to develop concept designs for both an Architectural Lighting System (ALS) and an Electronic Surveillance/Detection System (ESS) on the bridge. These concept designs include investigating the feasibility and practicality of ALS and an ESS system that require minimal equipment located on-site and connect via the Commission's WAN to another facility that would contain any necessary servers or equipment. Due to the lack of both property and buildings, and the picturesque landscape, the Commission would like the systems to be designed to utilize the smallest amount of space possible for back-end equipment located on-site, and any equipment cabinets or other necessary equipment on site should be in a context sensitive containment unit.

A kickoff meeting was held with Commission Staff, representatives of FPA & DGA, via MS Teams on September 27, 2023. A site visit was held on October 5, 2023. Draft concept reports for the ALS and ESS systems were submitted on November 19th. A progress meeting was held on November 22, 2023.

A revised draft concept report was submitted in mid-January and review comments were provided back to FPA/DGA. A progress meeting was held on February 15, 2024. A revised concept report was submitted on February 29, 2024. A meeting was held on March 20 with the Executive Director and several DEDs as well as Public Safety & Bridge Security (PSBS). FPA working with DGA, submitted a revised Draft Concept Report to incorporate feedback from the ED, PSBS, and Engineering staff, which is currently under review.

UHLERSTOWN-FRENCHTOWN TOLL-SUPPORTED BRIDGE

UHLERSTOWN-FRENCHTOWN TSB REHABILITATION

Design
Contract No. C-642A
(MEM/KMS)

At the January 29, 2024 Commissioners Meeting, the Commission awarded Contract No. C-642A, Uhlerstown-Frenchtown Toll-Supported Bridge Rehabilitation Design to WSP USA, Inc. (WSP) of Exton, PA for an amount not-to-exceed \$1,771,189.56. WSP was provided with Notice

DELAWARE RIVER JOINT TOLL BRIDGE COMMISSION

October 28, 2024

PROJECT STATUS REPORT

of Award and Limited Notice to Proceed on January 29, 2024. A project Kick-Off meeting was held on February 6, 2024.

On August 6, 2024, WSP submitted Preliminary Design documents (60% complete), including plans and estimates. Comments were returned to WSP, after which WSP submitted Pre-Final Plans, Specifications and Estimates on September 23, 2024. Documents were reviewed and comments have been returned. It is anticipated that this project will be advertised for bid on October 22, 2024.

I-78 TOLL BRIDGE

I-78 TB JOINT REHABILITATION & MISCELLANEOUS WORK

Design and Construction Inspection
Task Order Assignment No. C-769A-4
(WMC/SJB)

Traffic Planning & Design, Inc. (TPD) submitted a draft needs assessment report including rehabilitation alternatives for I-78 approach pavement deterioration, I-78 bridge over County Route 519 deck deterioration, and the pavement within the open road tolling (ORT) lanes at the I-78 Toll Bridge. The first two (2) of these items have been completed. TPD developed a set of plans and specifications for implementation of pavement repairs within the ORT lanes, which were subsequently issued to Crisdel Group as part of Contract No. T-766A.

I-78 TB NEW JERSEY ROADWAY REHABILITATION AND POWER & COMMUNICATION INFRASTRUCTURE UPGRADES

Design
Contract No. C-766A
(CLR/SJB)

This Contract is for professional consultant design services to include verification of condition assessment, preliminary and final design, and post-design services for the rehabilitation of the I-78 New Jersey Approach Roadway, and reassessment of the preliminary design documents associated with the I-78 Power and Communication Infrastructure Design Services as developed by Arora and Associates, P.C. in October 2022 along with the preliminary and final design and post design services for the I-78 Power and Communication Infrastructure Design.

Arora and Associates, P.C was issued a Notice of Award and Limited Notice to Proceed effective May 23, 2023. A project kick-off meeting was held with Arora on May 31, 2023. The Contract was fully executed on June 20, 2023, with full Notice to Proceed effective June 22, 2023.

The Construction Contractor was issued Notice to Proceed effective March 22, 2024. Arora continues providing post-design phase services including Submittals and Request for Information (RFIs) reviews and participating in various construction related meetings throughout the reporting period.

DELAWARE RIVER JOINT TOLL BRIDGE COMMISSION

October 28, 2024 PROJECT STATUS REPORT

Construction Management/Construction Inspection
Contract No. CM-766A
(CLR/SJB)

At the February 26, 2024 Commissioners Meeting, the Commission awarded Contract No. CM-766A, Construction Management/Construction Inspection Services for the I-78 New Jersey Roadway Rehabilitation and Power & Communication Infrastructure Improvements Project to Greenman-Pedersen, Incorporated (GPI) of Bridgewater, New Jersey for an amount not-to-exceed of \$2,405,208.16. GPI was provided with the Contract Notice of Award and Limited Notice to Proceed effective February 27, 2024. GPI's full Notice to Proceed was issued effective March 22, 2024.

GPI's current staff includes a full time Resident Engineer, two (2) full time Assistant Resident Engineers, one (1) full time Inspector/Office Engineer, one (1) full time inspector and one (1) part time Project Manager. A part time scheduler and part time safety consultant, both from Envision, Inc. are providing schedule update reviews and independent on-site safety inspections respectively as needed. One (1) full time Inspector from Atane is providing daily onsite inspection of the ongoing ITT/ESS work.

During this reporting period, GPI conducted the Contract No. T-766A Progress Meetings No.11 and No.12; processed the contractor's fifth and sixth pay estimates and continued tracking RFIs, correspondence, submittals, and shop drawings, along with on-site inspection of the contractor's ongoing work. GPI's subconsultant Envision reviewed and commented on the contractor's bi-weekly CPM schedule updates and performed bi-weekly on-site independent safety inspections of the contractor's work.

Construction
Contract No. T-766A
(CLR/SJB)

At the February 26, 2024 Commissioners Meeting, the Commission awarded Contract No. T-766A, I-78 New Jersey Roadway Rehabilitation and Power & Communication Infrastructure Improvements to Crisdel Group, Incorporated (Crisdel) of South Plainfield, New Jersey for an amount not-to-exceed \$23,530,677.00. Crisdel was provided with Notice of Award and Limited Notice to proceed effective February 27, 2024. Crisdel's full Notice to Proceed was issued effective March 22, 2024.

During this reporting period, Crisdel participated in the Contract No. T-766A Progress Meetings and continued submitting in RFIs, correspondence, submittals, and shop drawings. Crisdel and their sub-contractor Tiffany Electric continued field work consisting of field survey, completing the installation of both underground and bridge parapet mounted electric and fiber optic conduits, began pulling in new electric and fiber cables in the completed conduits, installation of the power systems at both the Springtown Road and Carpentersville Road locations, completing the drainage work along New Jersey Ramp A and completed all of the milling and paving which

DELAWARE RIVER JOINT TOLL BRIDGE COMMISSION

October 28, 2024

PROJECT STATUS REPORT

included all of the eastbound and westbound New Jersey right, center and left lanes and right and left shoulders, and the Commission's owned ramps (three) at the Still Valley Interchange (NJ Exit 3) along with the New Jersey median turnarounds. Also, Crisdel's subcontractor, Venture began bridge deck cleaning and sealing and their landscaping subcontractor, Eastern Landscaping, began grading, topsoiling, seeding and matting all of the disturbed grass areas, areas disturbed as a result of the power and communication conduit and equipment installations.

NORTHAMPTON STREET TOLL-SUPPORTED BRIDGE

NORTHAMPTON STREET TSB REHABILITATION

Design

Contract No. C-590A

(MEM/KMS)

At the April 27, 2020 Commissioners Meeting, the Commission awarded Contract No. C-590A, Northampton Street Toll-Supported Bridge Rehabilitation Design to Greenman-Pedersen, Inc. (GPI) of Lebanon, NJ for the not-to-exceed amount of \$15,487,427.50. GPI was provided with Notice of Award and Limited Notice to Proceed the same date. GPI was then issued a Full Notice to Proceed on May 15, 2020.

The construction of this project is complete.

Construction Management/Construction Inspection

Contract No. CM-590A

(MEM/KMS)

At the September 27, 2021, Commission Meeting authorization was granted to award the Construction Management/Construction Inspection Services contract (CM-590A) to Johnson, Mirmiran and Thompson, Inc. (JMT) of Philadelphia for the not-to-exceed amount of \$1,554,968.16. Johnson, Mirmiran and Thompson, Inc. of Philadelphia was issued Notice of Award and also Limited Notice to proceed effective September 28, 2021. The full Notice to Proceed was issued November 5, 2021.

The Contractor is engaged with the Construction Management team to close out this project.

Construction

Contract No. TS-590A

(MEM/KMS)

At the September 27, 2021 Commissioners Meeting, the Commission awarded Contract No. TS-590A, Northampton Street Toll-Supported Bridge Rehabilitation to J.D. Eckman Inc. of Atglen, PA for an amount not-to-exceed \$15,487,427.50. J.D. Eckman was provided with Notice of Award/Limited Notice to proceed on September 28, 2021. The full Notice to Proceed was issued on November 15, 2021.

DELAWARE RIVER JOINT TOLL BRIDGE COMMISSION

October 28, 2024

PROJECT STATUS REPORT

The Contractor continued the completion of final punch list and close out items throughout the reporting period.

RIVERTON-BELVIDERE TOLL-SUPPORTED BRIDGE

NORTHWEST & SOUTHWEST WINGWALLS REHABILITATION

Design

Task Order Assignment No. C-751A-1
(HDH/MEM)

The masonry wingwalls at the northwest and southwest corners of the Riverton – Belvidere Toll Supported Bridge need repair, rehabilitation, or replacement. The walls exhibit vertical misalignment, areas of bulging stones, missing mortar and water staining because of water seeping through the wall. The sidewalk along the high side of the northwest wall exhibits signs of settlement and the concrete monument on the high side of the wall has settled and rotated.

Traffic Planning and Design, Inc (TPD) was provided with Notice to Proceed on June 16, 2021, for design services to address the wall conditions. On Wednesday, June 23, 2021, a Kick-Off meeting was held. TPD submitted an initial draft Alternatives Analysis Submission report the beginning of September. A meeting was held on October 14, 2021, to review the proposed solutions in the report and discuss any other future alternatives.

A revised analysis report was submitted on November 5, 2021. This report included an interim recommendation to monitor the northwest wingwall for further movement at three-month intervals for a year. A meeting was held with TPD on November 17, 2021 to discuss this recommendation, and TPD was given the go-ahead to start the survey-based monitoring work on November 18, 2021.

An initial Survey of the Northwest wingwall was done by Navarro & Wright, subconsultant to TPD, on December 1, 2021. Reflective targets and plates were attached to the wall. The next monitoring was performed early February, with negligible changes noted. The monitoring in May 2022 again noted minor changes. The monitoring report from August 3rd registered minor changes from the previous report as well. Comparing the results of August 2022 to the December 2021 baseline, it appears there is active movement of the wall.

As a result, TPD was authorized to proceed with the Phase 2 wall rehabilitation design on November 29, 2022. Project design plans were finalized in December 2023 and issued to a JOC Contractor for pricing and construction in 2024. Construction began in July 2024 and proceeded through the reporting period, with TPD participating in progress meetings, reviewing submittals and responding to RFIs as needed.

The final design has been assigned to a JOC Contractor for construction in 2024.

DELAWARE RIVER JOINT TOLL BRIDGE COMMISSION

October 28, 2024 PROJECT STATUS REPORT

Construction Inspection
Task Order Assignment C-772A-1
(HDH/MEM)

This Task Order Assignment is for providing Construction Inspection services for the Riverton-Belvidere Toll-Supported Bridge NW & SW Wingwall Rehabilitation. KS Engineers, P.C. (KSE) was provided with their Notice to Proceed effective June 4, 2024. KSE continues to provide a full-time Construction Inspector for the duration of the construction to observe and monitor the progress of the on-site construction activities

Construction
Job Order Contract No. TTS-784A-001
(HDH/MEM)

A Joint Scope of Work Meeting was held on January 11, 2024. Personnel from TPD, Mount Construction (JOC T/TS-784A-1), Gordian and the Engineering Department met on-site at the RBTSB. A follow-up Teams meeting was held on January 19, 2024. Mount Construction provided a cost proposal via several review iterations, which has been finalized with the JOC Program Manager Gordian Group. Construction under T/TS 784A-1 has started in early July 2024.

This Job Order Contract was awarded to Mount Construction Company, Inc. on June 20, 2024 for an amount not-to-exceed \$449,748.88 for the rehabilitation of the Northwest (NW) and Southwest (SW) wingwalls at the Riverton-Belvidere, Pennsylvania bridge approach. This contract includes the removal of the existing concrete wall cap, stone masonry where the wall has bulged and resetting the stone and replacing the wall cap including a new moment slab on the NW wingwall. Work at the NW wingwall also includes removing and resetting the railing on top of the NW wingwall, sidewalk replacement, blast cleaning, repointing and applying a waterproofing agent on the wall. The Southwest wingwall work includes the blast cleaning, repointing and applying a waterproofing agent on the wall. The SW wingwall work includes the blast cleaning, repointing and applying a waterproofing agent. The work on the roadway adjacent to the SW wingwall includes construction of a concrete trough, asphalt curb, and minor paving immediately adjacent to the wall to address drainage issues.

During this reporting period progress meetings were held between September 12, 2024, to September 26, 2024. Mount Construction completed the installation of the additional support to the existing soil behind the stone masonry wall using shotcrete and soil nails. The existing stone masonry wall was rehabilitated. Additional stone and mortar were used to fill the areas between the back of the new stone and the front face of the shotcrete area. The 2-foot-wide catwalk structure remained in place between the existing sidewalk and the bridge sidewalk to provide pedestrians with temporary access during construction.

DELAWARE RIVER JOINT TOLL BRIDGE COMMISSION

**October 28, 2024
PROJECT STATUS REPORT**

MULTIPLE FACILITIES AND/OR COMMISSION-WIDE

**CAPITAL PROGRAM MANAGEMENT CONSULTANT (CPMC) &
DESIGN MANAGEMENT CONSULTANT (DMC) SERVICES FOR CAPITAL
IMPROVEMENT PROJECTS**

CPMC SERVICES – 2018 THROUGH 2024

Task Order Assignment No. C-502A-1M
(SJB/KMS)

Under Task Order Assignment 502A-1M, AECOM continues to provide Capital Program Management Consultant (CPMC) Staff Augmentation Services for delivery of the Commission's Capital Program. AECOM is currently providing four (4) full-time Project Managers to oversee and administer various design and construction projects that are being advanced in the Capital Improvement Program. The fourth Project Manager, Edwin Van-Otoo, Jr., was added to the CPMC Staff in early June. CPMC staff are providing oversight and or inspection of the following contracts: Contracts C-766A, T-766A and CM-766A, I-78 NJ Roadway Rehabilitation and Power & Communication Infrastructure Design, Construction, and Construction Management/Construction Inspection; Task Order Assignment C-760A-4, Scudder Falls Bridge Project Ancillary Improvements Design (construction is being performed under a Job Order Contract T/TS-787A-002); Task Order Assignment C-788A-1, Trenton – Morrisville Toll Bridge Roadway Pavement and Deck Sealing Design with Construction and Construction Management/Construction Inspection being performed under Contracts T-746A and C-772A-2 respectively; Job Order Contract T/TS-735A-013 and C-772A-3 (Construction Inspection) for the NH-L TB Stone Veneer Replacement and AET Toll Sign Replacements at P-C TB, M-M TB, and NH-L TB. Also being provided are the remaining project close-out tasks for the SFB Replacement Project as well as support for various other Job Order Contract work. A Problem Statement was also issued to French and Parrello Associates, P.C. and a cost requested for performing a space utilization program study for the DWG TB Facility.

In July efforts under this Task Order Assignment moved over to Task Order Assignment C-502A-1N.

CPMC SERVICES THROUGH DECEMBER 31, 2028

Task Order Assignment No. C-502A-1N
(SJB/KMS)

Task Order Assignment No. C-502A-1N was authorized on April 8, 2024 for the continuation of Capital Program Management Consultant (CPMC) Services through December 31, 2028. The budget currently authorized for this assignment is anticipated to cover full-staff CPMC Services through December 31, 2025. Services under this Task Order Assignment from January 1, 2026, through December 31, 2028 will include monitoring of Scudder Falls Bridge Replacement project Pennsylvania wetland mitigation site until final acceptance of the wetland establishment by PADEP. The CPMC will continue to provide support to the Commission in advancing the Capital Program in the following areas: procurement assistance, scheduling and cost control,

DELAWARE RIVER JOINT TOLL BRIDGE COMMISSION

October 28, 2024

PROJECT STATUS REPORT

programming/planning, Project Management, Program Area Management, technical support, design oversight and support, construction oversight and support, and oversight and support of the Job Order Contract (JOC) construction work.

In July 2024 work activities from Task Order Assignment C-502A-1M were moved over to this Task Order Assignment.

UNDERWATER SUBSTRUCTURE IMPROVEMENTS DESIGN – ALL REGIONS

Design

Contract No. C-782A

(HDH/SJB)

During the 2021 Underwater Inspection, repair and/or rehabilitation needed at bridge substructures below the water level was identified in the reports. IH Engineers, P.C. was awarded this project and given limited notice to proceed August 1, 2023. IH's subconsultants GPI and JMT finished the in-depth field inspection for the project by the end of August. IH continued with the Draft Condition Assessment Report (CAR) and a Draft Substructure Foundation Reports (SFR) for each bridge. Where the CAR will outline the need for repairs and at which bridges, the SFR will be used as a source of information regarding the foundations and its susceptibility to flooding damage for the Commission in the future. A mid-October meeting was held with the consultant to discuss the CAR and to exchange ideas on possible repairs. Bi-weekly progress meetings are scheduled with the consultant. A Draft CAR was submitted in November and a draft SFR was submitted early December. Both have been reviewed by Commission staff, revised reports were delivered late January and have been returned with comments. A revised set of reports received in mid-April 2024 are currently under review.

A pre-application meeting with NJDEP was conducted on April 2, 2024. Condition Assessment reports (CAR) continue to be progressed. IH is finalizing their reports and working on the preliminary design. Their subconsultants are continuing working on acquiring the necessary permits.

BRIDGE MONITOR SHELTER ENHANCEMENTS PROGRAM DEVELOPMENT

Task Order Assignment No. C-771A-1

(WMC/KMS)

French & Parrello Associates, P.A. and their sub-consultant, USA Architects, Planners + Interior Designers are developing a system-wide program to enhance the Commission's inventory of bridge monitor shelters. Work involved preparing the program needs assessment, as discussed during the April 22nd meeting with Commission staff, and continued through the reporting period. A revised site constraints analysis was submitted addressing previously provided comments from the Commission. Additionally, the Commission received revised drawings for the primary and satellite shelter prototypes.

DELAWARE RIVER JOINT TOLL BRIDGE COMMISSION

October 28, 2024
PROJECT STATUS REPORT

ELECTRONIC SURVEILLANCE / DETECTION SYSTEM NETWORK VIDEO MANAGEMENT SYSTEM (NVMS) INTEGRATOR SERVICES Contract No. DB-768A (WMC/KMS)

Dynamic Security, LLC (dba Secuni) continued to provide maintenance services of headend type equipment in support of the Electronic Surveillance / Detection System under the direction of the Commission's Public Safety and Bridge Security Department, who operates the system from the Control Centers located at the New Jersey State Police's Regional Operation and Information Center (ROIC) in West Trenton, New Jersey and the New Hope-Lambertville Toll Bridge facility in New Hope, Pennsylvania.

ELECTRONIC TOLL COLLECTION CUSTOMER SERVICE CENTER/VIOLATION PROCESSING CENTER PROJECT Contract No. DB-584A (CAS/KMS)

Commission Staff are working with the New Jersey E-ZPass Customer Service Center (NJ E-ZPass CSC) provider, Conduent, to implement IAG Interface Control Document (ICD) version 1.60. This will allow CSCs to receive data and process transactions from other transponder protocols such as SeGo and 6C, in addition to the current TDM protocol, as well as other functionalities. Commission Staff coordinated with Conduent and TransCore for the end-to-end final testing. Conduent prepared an end-to-end test plan and has distributed the document for the agencies to follow. Additionally, the Commission received the test transponders and provided them to TransCore for their use in the testing. After testing is completed with all agencies within the NJ E-ZPass CSC, go-live will be scheduled, expected to occur in late October 2024.

Conduent continues to develop the **real time digital payment function** at the NJ E-ZPass CSC for toll by plate customers. Conduent provided a preliminary walk through of the new functionality with Commission Staff and is working to address comments. Conduent has also prepared terms and conditions that will be displayed on the NJ E-ZPass website, and they are being reviewed by the NJTA. Commission Staff met with Conduent to discuss how this new functionality will be promoted to the public. Conduent prepared and submitted a friends and family test plan that is being reviewed by Commission Staff.

For the **NJ E-ZPass CSC Services re-procurement**, the New Jersey Turnpike Authority (NJTA) awarded the agreements at their Board Meeting. Subsequently, Commission Staff prepared a Summary Statement and Resolution for the Commission to authorize the Executive Director to execute all agreements.

The NJTA, as the lead agency, is facilitating all meetings with the other agencies and Conduent to manage the implementation of outstanding system elements for the New Jersey E-ZPass Customer Service Center.

DELAWARE RIVER JOINT TOLL BRIDGE COMMISSION

October 28, 2024

PROJECT STATUS REPORT

ELECTRONIC TOLL COLLECTION SYSTEM REPLACEMENT

Design, Build and Maintain

Contract No. DB-540A

(CAS/KMS)

TransCore began preparing the remaining seven (7) toll plazas for the installation of the Encompass E6 multiprotocol reader. This included installing the cabling from the proposed reader location to each antenna.

Commission Staff are working with TransCore and the NJ E-ZPass CSC provider, Conduent, to implement IAG Interface Control Document (ICD) version 1.60. This will allow CSCs to receive data and process transactions from other transponder protocols such as SeGo and 6C, in addition to the current TDM protocol, as well as other functionalities. Prior to go-live, there will be a round of end-to-end final testing for all agencies within the NJ E-Zpass CSC in late September 2024. Conduent prepared an end-to-end test plan and has distributed the document for the agencies to follow. After testing is completed with all agencies within the NJ E-Zpass CSC, go-live will be scheduled, expected to occur in late October 2024.

TransCore assisted the Commission's pest control company with the treating of the toll plaza canopies.

Commission Staff and TransCore meet monthly to review and discuss system operational and maintenance items. A weekly call also takes place to briefly review system maintenance items for the week.

ALL ELECTRONIC TOLLING IMPLEMENTATION PLAN

Task Order Assignment No. C-728A-6

(CAS/ KMS)

Rummel, Klepper & Kahl, LLP (RK&K) team is providing program management services for the transition to soft All Electronic Tolling (AET) under this task order assignment. The RK&K team and Commission Staff met with TransCore for a second time to discuss our hard AET conversion and the anticipated use of the South Jersey Transportation Authority procurement for the AET system. This procurement includes provisions that allow all the agencies of the New Jersey E-ZPass Customer Service Center to purchase their toll system. During this meeting, the team reviewed a requirements traceability matrix from the existing agreement to determine the requirements that are applicable to the Commission's program. TransCore is working with the requirements traceability matrix to prepare their scope and fee documents.

DELAWARE RIVER JOINT TOLL BRIDGE COMMISSION

**October 28, 2024
PROJECT STATUS REPORT**

JOB ORDER CONTRACTING SERVICES

**JOB ORDER CONTRACTING PROGRAM MANAGER
Contract No. C-727A
(WMC/KMS)**

The Gordian Group continued to provide program management services in support of the Commission's Job Order Contracting Program involving development of price proposals within the information management software as well as the construction management services in support of each individual job order.

**JOB ORDER CONTRACTING SERVICES
FOR BRIDGE, HIGHWAY, AND CIVIL WORK – NORTH REGION
Contract No. T/TS-784A
(WMC/KMS)**

Representatives from Mount Construction Company participated in a training session on June 28, 2023 involving the JOC Information Management Software, using the Construction Task Catalog and the understanding the Job Order Development Process.

Notice-to-Proceed was issued effective July 1, 2023.

**JOB ORDER CONTRACTING SERVICES
FOR BRIDGE, HIGHWAY, AND CIVIL WORK – SOUTH REGION
Contract No. T/TS-785A
(WMC/KMS)**

Representatives from Mount Construction Company participated in a training session on June 28, 2023 involving the JOC Information Management Software, using the Construction Task Catalog and the understanding the Job Order Development Process.

Notice-to-Proceed was issued effective July 1, 2023.

**JOB ORDER CONTRACTING SERVICES
FOR BUILDING AND FACILITY WORK – NORTH REGION
Contract No. T/TS-786A
(WMC/KMS)**

Representatives from Mount Construction Company participated in a training session on June 28, 2023 involving the JOC Information Management Software, using the Construction Task Catalog and the understanding the Job Order Development Process.

Notice-to-Proceed was issued effective July 1, 2023.

DELAWARE RIVER JOINT TOLL BRIDGE COMMISSION

October 28, 2024 PROJECT STATUS REPORT

JOB ORDER CONTRACTING SERVICES FOR BUILDING AND FACILITY WORK – SOUTH REGION Contract No. T/TS-787A (WMC/KMS)

Representatives from A.P. Construction participated in a training session on June 28, 2023 involving the JOC Information Management Software, using the Construction Task Catalog and the understanding the Job Order Development Process.

Notice-to-Proceed was issued effective July 1, 2023.

GENERAL ENGINEERING CONSULTANT 2023-2024 Annual Inspections Contract No. C-757A (HDH/MEM)

As the Commission's General Engineering Consultant (GEC), Pickering, Corts & Summerson (PCS) provided Annual Inspection Services for the Toll Bridges in 2021, and Toll-Supported bridges in 2022, and Toll Bridges again in 2023.

Inspections of the Toll-Supported bridges and facilities are scheduled for 2024. A kick-off meeting was held with Maintenance, Engineering and PCS team staff on February 20th, 2024. Maintenance forces from NHL performed the cable rigging of the Toll-Supported Bridges beginning the last week of February in preparation for inspections that commenced the week of March 18th, 2024.

All Toll-Supported Bridges and Facilities were inspected during the months of March, April, May and June. Sign Reflectivity Assessment for the Toll-Supported bridges is scheduled for the second week of October, this work is to be performed during nighttime hours.

The Preliminary Draft Maintenance and Annual Inspection Reports are scheduled to be submitted in early October. Meetings with Engineering, Maintenance and the GEC have been scheduled for the last week of October.

TOLL PLAZA RESTRIPIING Design Task Order Assignment No. C-760A-6 (JRB/SJB)

Under this Task Order Assignment (TOA) the Consultant, Remington & Vernick Engineers (RVE), is providing professional consulting services to review, analyze, provide alternatives, and prepare construction plans for revised toll plaza and approach restriping at the seven (7) traditional toll plazas.

DELAWARE RIVER JOINT TOLL BRIDGE COMMISSION

October 28, 2024

PROJECT STATUS REPORT

A kickoff meeting was held on October 5, 2023, via MS Teams. A research assessment report was submitted to the Commission on October 19, 2023, and a meeting was held on October 24, 2023, to discuss it. A revised report was submitted on November 20, 2023 for internal review and coordination. A status meeting was held on February 14, 2024. RVE submitted an updated assessment report based on additional Commission comments on February 21 and it is currently under review. RVE submitted preliminary plans on April 1, 2024 and comments were provided back to RVE on April 22. Plans for Interstate 78 and Trenton – Morrisville were finalized on May 20 and provided to Engineering staff to incorporate into the current T-766A I-78 I-NJ Roadway Rehabilitation and Power & Communication Infrastructure Improvements project, and for the current procurement of T-746A Trenton – Morrisville Toll Bridge Roadway Paving and Deck Sealing Improvements. The Commission is awaiting the final submission for the remaining five (5) toll plazas.

TRAFFIC ENGINEERING CONSULTANT

2021–2022/ 2023-2024 Annual Reports
Task Order Assignment No. C-761A
(CAS/ KMS)

Commission Staff provided the 2024 traffic data to Pennoni to begin preparing the 2024 Traffic Engineering report that will summarize the 2024 traffic and revenue and forecast the 2025 traffic and revenue. Pennoni submitted preliminary values that were reviewed by Commission Staff and comments were provided to Pennoni.

TRAFFIC COUNT PROGRAM UPGRADE

Contract No. DR-550A
(JRB/CAS)

A Purchase Order was issued to Signal Service, Inc., West Chester, PA for new overhead traffic counters radar units and support materials in April 2023. Signal Service (SS) is a member of the Pennsylvania Department of General Services COSTARS Program.

The purchase order includes 19 new overhead radar units (includes 2 spare units), and new units have been installed at all vehicular bridges. These new sensors replaced end of life RTMS (radar) traffic monitoring units that began to fail. Due to increased sensitivity of the newer technology in the counters and the unique geometry of some of the Commission’s Toll-Supported Bridge approaches, Commission staff and Signal Service have been working to monitor and reconfigure or recalibrate the sensors at many bridges when needed. There are a few bridges that are problematic, including Uhlerstown – Frenchtown, Upper Black Eddy – Milford, and Riverton – Belvidere where narrow approach roadways coupled with steel guiderail has caused issues with radar counts.

Commission staff and SS are working together to try and remedy the situation, either by recalibration, reconfiguration, or relocation of the counter heads where possible.

DELAWARE RIVER JOINT TOLL BRIDGE COMMISSION

October 28, 2024

PROJECT STATUS REPORT

At the New Hope-Lambertville Toll-Supported bridge, on September 9, 2024, the traffic counter was relocated to the PA Approach. During review of the data collected from 9/10 – 9/30, it was determined the counts (westbound only due to TS-694A) were inaccurate and that SS will be contacted to come out and reconfigure the sensor.

SS visited Lower Trenton, Calhoun Street, Washington Crossing, and Centre Bridge—Stockton on September 16 and Uhlerstown—Frenchtown, Upper Black Eddy—Milford, and Riegelsville on September 19 as part of their quarterly preventive maintenance

Engineering and SS will continue monitoring any issues with the sensors at other Toll-Supported Bridges where geometry and roadway appurtenances cause problems.

ELECTRONIC TOLL COLLECTION / TOLLING TASK ORDER CONSULTANT

E6 MPR TESTING

Task Order Assignment No. C-770A-2
(CAS/ KMS)

TransCore continued to monitor the Encompass (E6) multiprotocol reader at the Trenton-Morrisville Toll Bridge. This reader enables the Commission toll facilities to read transponders that use TDM (IAG), SeGo or 6C protocols, an IAG directive. TransCore and RK&K collected data to document the performance of the reader in multiprotocol operation. This data continues to be reviewed by TransCore to determine if additional tuning to the reader is needed.

SOFT AET PROGRAM MANAGEMENT AND ROADWAY SIGN REPLACEMENT

Design

Task Order Assignment No. C-770A-3
(CAS/ KMS)

Rummel, Klepper & Kahl, LLP (RK&K) provided construction support that included reviewing contractor provided submittals and responding to requests for information for All-Electronic Tolling (AET) Soft Conversion Phase 2 - AET in place (Phase 2) signage revisions for the westbound travel direction of the New Hope – Lambertville, Portland – Columbia and Milford – Montague Toll Bridges. The sign changes address the discontinuation of cash collection and the addition of the Toll-by-Plate payment option at these bridges, on June 17, 2024.

Mount Construction, the Commission’s Job Order Contract (JOC) contractor, completed the sign installation and roadway pavement marking eradication. Two larger signs that required additional time to procure are being installed by Mount Construction.

RK&K submitted the final plans, specifications and estimates for the All-Electronic Tolling (AET) Soft Conversion Phase 2 - AET in place (Phase 2) signage revisions for the Trenton – Morrisville, I-78, Easton – Phillipsburg, and Delaware Water Gap Toll Bridges. Commission

DELAWARE RIVER JOINT TOLL BRIDGE COMMISSION

October 28, 2024

PROJECT STATUS REPORT

Staff reviewed the submission to confirm that comments were addressed. Commission Staff prepared the Job Order Contract Request forms to be submitted to Mount Construction for pricing.

TOLL SIGN REPLACEMENTS AT NEW HOPE-LAMBERTVILLE TOLL BRIDGE

Construction

Job Order Contract No. T/TS-785A-1
(CAS/KMS)

This Job Order Contract for an amount not-to-exceed \$89,794.02 is for the installation of advanced tolling signs at the New Hope-Lambertville bridge approach and toll plaza in preparation to transitioning to All Electronic Tolling In-place at this bridge. This contract includes the replacement of ground mounted Toll Rate and EZPass signs, overhead related toll signs, route assembly signs, EZPass and or Billed by Mail signs. This contract also includes the removal of stop signs, speed limit signs and toll related signs at the Toll Plaza and replaced with new speed limit and “Toll Processed Keep Moving” signs and the eradication of existing EZPass Only pavement marking legends and arrows. The Toll Sign Replacement contractor is Mount Construction Company, Incorporated of Berlin, New Jersey. Mount was provided with the Contract’s Notice to Proceed effective May 24, 2024 and began sign installation and replacement work at this bridge on June 12, 2024. Mount completed the sign replacements within the toll plaza and replaced the advance signage in New Jersey in preparation for going to all electronic tolling on June 16, 2024. Three (3) large overhead signs on the bridge required additional structural support, which was submitted by Mount and approved by the design engineer RK&K. Two (2) of these remaining three (3) overhead signs were installed on September 27, 2024. The remaining overhead sign is scheduled to be replaced on October 4, 2024, completing the AET sign placements for this facility.

TOLL SIGN REPLACEMENTS AT PORTLAND-COLUMBIA TOLL BRIDGE

Construction

Job Order Contract No. T/TS-784A-2
(CAS/KMS)

This Job Order Contract for an amount not-to-exceed \$51,812.20 is for the installation of advanced tolling signs at the Portland-Columbia bridge approach and toll plaza in preparation to transitioning to All Electronic Tolling In-place at this bridge. The Toll Sign Replacement contractor is Mount Construction Company, Incorporated of Berlin, New Jersey. Mount was provided with the Contract’s Notice to Proceed effective May 24, 2024 and began sign installation and replacement work at this bridge on June 7, 2024. Mount completed the sign replacements within the toll plaza and replaced the majority of the advance signage in New Jersey in preparation for going to all electronic tolling on June 16, 2024, at this facility. Four (4) larger toll signs were fabricated and installed the week of July 8, 2024. Two signs on the NJ ramp to the bridge were moved to their designed location on September 25, 2024, completing this contract.

DELAWARE RIVER JOINT TOLL BRIDGE COMMISSION

**October 28, 2024
PROJECT STATUS REPORT**

TOLL SIGN REPLACEMENTS AT MILFORD-MONTAGUE TOLL BRIDGE

Construction

Job Order Contract No. T/TS-784A-3

(CAS/KMS)

This Job Order Contract for an amount not-to-exceed \$42,594.62 is for the installation of advanced tolling signs at the Milford-Montague bridge approach and toll plaza in preparation to transitioning to All Electronic Tolling In-place at this bridge. The Toll Sign Replacement contractor is Mount Construction Company, Incorporated of Berlin, New Jersey. Mount was provided with the Contract's Notice to Proceed effective May 24, 2024 and began sign installation and replacement work at this bridge on June 6, 2024. Mount completed the sign replacements within the toll plaza and replaced the advance signage in New Jersey in preparation for going to all electronic tolling on June 16, 2024. This project is complete.

DELAWARE RIVER JOINT TOLL BRIDGE COMMISSION

Meeting of October 28, 2024

OPERATIONS

The following Pages reflect the reports on those items assigned to the Operations Department. Each item is reported separately and page numbered accordingly.

DELAWARE RIVER JOINT TOLL BRIDGE COMMISSION

Meeting of October 28, 2024

OPERATIONS INDEX

FOR

PUBLIC SAFETY & BRIDGE SECURITY

SUBJECT	DESCRIPTION	PAGE NUMBER
Public Safety & Bridge Security	Status Reports Month of September 2024	1-25

DELAWARE RIVER JOINT TOLL BRIDGE COMMISSION
Meeting of October 28, 2024

PUBLIC SAFETY AND BRIDGE SECURITY
Month of September 2024

The below-listed items represent meetings, communications, tasks, and projects involving the Public Safety and Bridge Security Department (PSBS):

Radio System

- PSBS personnel and the New Jersey State Police investigated various DRJTBC radio issues during September 2024.
- In September 2024, ESS Maintenance staff installed and programmed 5 new radios for various new vehicles.
- In September 2024, ESS Maintenance staff continued to work with the Regions and IT to update the Maximo radio inventory database.

Access Control System

- In September 2024, ESS Maintenance staff continued upgrading components of the Commission's access control system and adjusting doors to ensure the security of commission facilities.
- In September 2024, the Access Control System (ACS) database was audited, and pictures were updated for employees and contractor cards.
- Various employee ACS rights were updated and changed at the supervisors' request.
- Various door alarms and ACS issues were investigated and addressed.

Public Safety & Bridge Security

- PSBS continued to arrange various Pennsylvania State Police (PSP) enforcement details and safety checks at Commission bridges. Specifically, during the month of September 2024, PSP conducted speed enforcement and equipment checks at New Hope Toll, Trenton-Morrisville, Portland-Columbia and Milford-Montague.
- PSBS Control Center (CC) continues to operate 24/7 detects, documents, and assists the regional bridges with various emergencies, traffic, and security-related incidents.

DELAWARE RIVER JOINT TOLL BRIDGE COMMISSION
Meeting of October 28, 2024

PUBLIC SAFETY AND BRIDGE SECURITY
Month of September 2024

- During September 2024, PSBS worked with Human Resources (HR) on various internal investigations.
- During September 2024, PSBS personnel worked with several police departments and DRJTBC personnel on various inquiries and investigations. As a result, PSBS personnel investigated (47) video requests.
- In September 2024, PSBS Staff attended the I-78 NJ Roadway Rehabilitation and Power & Communication Infrastructure meeting. Currently, the Commission is expecting camera poles to be installed along the roadway starting the second week of October.
- In September 2024, PSBS personnel reviewed and purged the ESS video storage database that contains copies of videos requested by DRJTBC personnel and outside agencies.
- In September 2024, PSBS staff attended a meeting for the Lower Trenton Toll Supported Bridge Truck Warning System (Pilot) and a Bridge Monitor Shelter Concept Design.
- In September 2024, PSBS continued working with Engineering to construct the Southern Operations & Maintenance Facilities – Trenton-Morrisville Control Center Project.
- In September 2024, work continued at the New Hope Control Center on the Computer Aided Dispatch System (CAD), and the Carousel integrated phone system. PSBS Staff and Engineering continue to conduct Bi-Weekly meetings with Motorola and Carousel regarding the CAD and phone system. Operations personnel received training on the CAD and Reporting systems. Go live date for the CAD is anticipated during the month of November 2024.
- In September 2024, PSBS personnel assisted with traffic control for the last scheduled Friday Night Fireworks at the New Hope - Lambertville Toll Supported Bridge.
- In September 2024, PSBS staff attended various meetings concerning switching to electronic tolling (AET).
- In September 2024, PSBS attended meetings with the Coleman group.
- In September 2024 PSBS conducted interviews for SR Bridge Monitor II positions.

DELAWARE RIVER JOINT TOLL BRIDGE COMMISSION
Meeting of October 28, 2024

PUBLIC SAFETY AND BRIDGE SECURITY
Month of September 2024

- On September 24, 2024, Control Center personnel met with Training and Employee Safety to review the Control Center's training and onboarding needs.

Electronic Security Surveillance (ESS) Maintenance

- In September 2024, the ESS Maintenance staff responded to and closed 32 Maximo work orders concerning the Commission's ESS and radio systems.
- In September 2024, the ESS Maintenance staff completed the Northern and Central Region's fall access control system preventative maintenance.
- In September 2024, the ESS Maintenance Staff met with DRJTBC Engineers and traced out existing power and communication conduits supporting Engineering's Riverton - Belvidere retaining wall project.
- In September 2024, the ESS Maintenance Staff met with Train Towers at Trenton-Morrisville for a walk-through in preparation for the radio towers and cell phone extenders in the new building.
- In September 2024, the ESS Maintenance Staff replaced cameras EP12, EP13, and the field switch pertaining to same do to storm damage.
- In September 2024, the ESS Maintenance Staff installed a new mast at Langhorne for remote gate reader testing.
- In September 2024, the ESS Maintenance Staff completed the I-78 Welcome Center project that included 7 new cameras, electrical power, conduit, media converters, midspans, transformers, fiberoptic cable and splicing.

Toll Department

- Facilitated an internal meeting with various Commission Departments to discuss AET conversion at TM, I78, EP and DWG
- Participated Northern Region Toll Bridge Monitor interviews
- Attended workshop meeting related to NHL Toll - Hard AET conversion
- Participated in various Coleman Consulting Group meetings regarding new schedules for PSBS/Toll

DELAWARE RIVER JOINT TOLL BRIDGE COMMISSION
Meeting of October 28, 2024

PUBLIC SAFETY AND BRIDGE SECURITY
Month of September 2024

- Held weekly Teams meetings with Lieutenants and DDOT to keep staff informed of any updates and answer questions
- Attended monthly TransCore Maintenance meeting
- Participated in TransCore weekly Teams meetings and assist with any toll system updates
- Track existing Part-time Toll Collector hours - 300/600-hour evaluations
- Continue to monitor the daily Garda pickups and prepare a weekly report
- Continue to work with TES to schedule training for Toll personnel and newly promoted employees
- Continue to monitor traffic flow to adjust schedules
- Approve and monitor payroll / address any ADP or portal issues
- Visited toll locations to meet with staff and discuss any issues

September 2024 NJSP/PSP DRJTBC Combined Stats

Bridges	N/R Accidents		Reportable Accidents		Motorist Assists		Other	
	NJ	PA	NJ	PA	NJ	PA	NJ	PA
Milford-Montague Toll Bridge (R0440)	0	0	0	0	0	0	0	0
Delaware Water Gap Toll Bridge (N0641)	0	1	2	0	0	1	0	5
Portland-Columbia Pedestrian TSB (M0642)	0	0	0	0	0	0	0	0
Portland-Columbia Toll Bridge (M0643)	0	1	0	0	0	0	0	0
Riverton-Belvidere Toll Supported Bridge (M0644)	0	0	1	0	1	0	0	1
Easton-Phillipsburg Toll Bridge (M0645)	0	0	1	0	0	1	1	0
Northampton St TSB (M0646)	0	0	0	0	0	0	0	3
I-78 Toll Bridge (M0646)	0	2	1	0	0	1	0	7
Riegelsville Toll Supported Bridge (M0248)	0	0	0	0	0	0	0	4
Upper BlackEddyMilford Toll Supported (M0249)	0	0	0	0	0	0	0	0
Uhlertown Frenchtown TSB (M0250)	0	0	1	0	0	0	0	0
Lumberville Raven Rock TSB Ped. (M0251)	0	0	0	0	0	0	0	0
Centre Bridge Stockton TSB (M0252)	0	0	0	0	0	0	0	0
New Hope Lambertville Toll (M0253)	0	0	0	0	1	0	0	0
New Hope Lambertville TSB (M0254)	0	0	0	0	0	0	0	2
Washington Crossing TSB (M0355)	0	1	1	0	0	0	0	1
Scudder Falls Toll (M0356)	0	1	0	0	0	0	0	0
Calhoun St TSB (M0357)	0	2	0	0	0	0	0	1
Lower Trenton TSB (M0358)	0	1	0	1	0	0	0	2
Morrisville Trenton Toll (M0359)	0	6	1	1	1	1	0	0

	Citations	Warnings	Security Checks
New Jersey State Police	7	21	471
Pennsylvania State Police	112	187	675

Sept. 2024 Overweight Crossings-Southern Region

9/30/2024

Bridge	Total Turnarounds	Total Overweights	Total Manned	Total Unmanned	NJSP Response	Summons Issued	Warnings Issued	PSP Response	Citations Issued	Warnings Issued2	Local Police Response	No Response
Lower Trenton	0	0	0	0	0	0	0	0	0	0	0	0
Calhoun Street	164	1	1	0	0	0	0	1	0	1	0	0
Washington Crossing	166	3	1	2	2	1	1	1	1	0	0	0
New Hope	1126	0	0	0	0	0	0	0	0	0	0	0
Lambertville												
Centre Bridge	121	6	1	5	5	3	2	1	1	0	0	0
Stockton												
September Totals	1577	10	3	7	7	4	3	3	2	1	0	0
Bridge	Total Turnarounds	Total Overweights	Total Manned	Total Unmanned	NJSP Response	Summons Issued	Warnings Issued	PSP Response	Citations Issued	Warnings Issued	Local Police Response	No Response
Lower Trenton	244	9	1	8	0	0	0	9	1	8	0	0
Calhoun Street	1205	10	8	2	4	2	2	5	2	3	0	1
Washington Crossing	1370	15	4	11	9	7	2	4	3	1	0	2
New Hope	2767	3	3	0	0	0	0	3	1	2	0	0
Lambertville												
Centre Bridge	895	39	1	38	37	23	14	1	1	0	1	0
Stockton												
Year to Date Totals	6481	76	17	59	50	32	18	22	8	14	1	3

Sept. 2024 Overweight Crossings- Central Region

9/30/2024

Bridge	Total Turnarounds	Total Overweights	Total Manned	Total Unmanned	NJSP Response	Summons Issued	Warnings Issued	PSP Response	Citations Issued	Warnings Issued2	Local Police Response	No Response
Riverton-Belvidere	171	3	0	3	3	1	1	0	0	0	0	0
Northampton St.	842	5	5	0	3	1	2	2	1	1	0	0
Riegelsville	242	0	0	0	0	0	0	0	0	0	0	0
Uhlerstown - Frenchtown	246	4	0	4	4	3	1	0	0	0	0	0
September Totals	1501	12	5	7	10	5	4	2	1	1	0	0
Bridge	Total Turnarounds	Total Overweights	Total Manned	Total Unmanned	NJSP Response	Summons Issued	Warnings Issued	PSP Response	Citations Issued	Warnings Issued	Local Police Response	No Response
Riverton-Belvidere	1277	46	8	38	34	10	20	5	3	1	0	8
Northampton St.	6817	43	43	0	17	4	14	21	6	15	0	5
Riegelsville	2238	2	2	0	0	0	0	0	0	0	0	1
Uhlerstown - Frenchtown	1593	12	0	12	11	8	3	0	0	0	0	0
	0	0	0	0	0	0	0	0	0	0	0	0
Year to Date Totals	11925	103	53	50	62	22	37	26	9	16	0	14

2024 Overweight Turnaround/Overweight Crossing Report YTD

Totals

Belvidere	January	February	March	April	May	June	July	August	September	October	November	December	Year to date totals
Turnarounds	89	94	127	156	145	144	170	181	171				1277
NJ Side	72	83	104	124	124	123	157	157	155				1099
PA Side	17	11	23	32	21	21	13	24	16				178
Overweight Crossings	2	4	6	8	7	9	5	2	3				46
Northampton Street	January	February	March	April	May	June	July	August	September	October	November	December	Year to date totals
Turnarounds	554	567	752	733	674	894	943	858	842				6817
NJ Side	524	528	699	682	651	837	882	791	790				6384
PA Side	30	39	53	51	23	57	61	67	52				433
Overweight Crossings	3	2	5	2	0	10	11	5	5				43
Riegelsville	January	February	March	April	May	June	July	August	September	October	November	December	Year to date totals
Turnarounds	150	169	275	221	227	288	357	309	242				2238
NJ Side	115	130	184	160	166	204	268	228	181				1636
PA Side	35	39	91	61	61	84	89	81	61				602
Overweight Crossings	0	0	0	0	0	1	1	0	0				2
Frenchtown	January	February	March	April	May	June	July	August	September	October	November	December	Year to date totals
Turnarounds	119	119	190	182	134	127	201	275	246				1593
NJ Side	109	107	149	166	113	91	184	265	230				1414
PA Side	10	12	41	16	21	36	17	10	16				179
Overweight Crossings	1	0	1	2	2	1	0	1	4				12
Centre Bridge Stockton	January	February	March	April	May	June	July	August	September	October	November	December	Year to date totals
Turnarounds	80	99	82	78	87	117	132	99	121				895
NJ Side	70	72	65	66	69	93	91	77	88				691
PA Side	10	27	17	12	18	24	41	22	33				204
Overweight Crossings	3	4	5	1	6	3	7	4	6				39
New Hope Lambertville	January	February	March	April	May	June	July	August	September	October	November	December	Year to date totals
Turnarounds	114	143	166	140	199	157	125	597	1126				2767
NJ Side	31	136	162	139	183	155	124	597	1126				2653
PA Side	81	7	4	1	16	2	1	0	0				112

Belvidere	January	February	March	April	May	June	July	August	September	October	November	December	Year to date totals
Overweight Crossings	0	1	0	0	0	0	0	2	0				3
Washington Crossing	January	February	March	April	May	June	July	August	September	October	November	December	Year to date totals
Turnarounds	124	123	114	153	221	203	129	137	166				1370
NJ Side	116	119	103	141	218	170	118	125	152				1262
PA Side	8	4	11	12	3	33	11	12	14				108
Overweight Crossings	0	1	0	0	2	3	4	2	3				15
Calhoun Street	January	February	March	April	May	June	July	August	September	October	November	December	Year to date totals
Turnarounds	79	100	120	72	182	164	153	171	164				1205
NJ Side	44	60	94	39	108	111	123	116	111				806
PA Side	35	40	26	33	74	53	30	55	53				399
Overweight Crossings	0	1	0	1	2	2	0	3	1				10
Lower Trenton	January	February	March	April	May	June	July	August	September	October	November	December	Year to date totals
Turnarounds	0	0	73	46	53	50	22	0	0				244
NJ Side	0	0	73	46	53	50	22	0	0				244
PA Side	0	0	0	0	0	0	0	0	0				0
Overweight Crossings	0	0	0	4	0	0	4	1	0				9

Cpl. Monthly Activity Report

September 2024

Location	Bridge Checks	Overweights	Accidents	Code 100	Disabled Vehicles	Medical Emergencies
Lower Trenton	81	0	0	0	1	2
Calhoun Street	101	1	1	0	0	1
Langhorne	63	0	0	0	4	0
Scudder Falls	237	0	2	0	0	0
Washington Crossing	110	3	0	0	0	0
New Hope	65	0	1	0	0	0
Lambertville						
Centre Bridge	61	6	1	0	0	1
Stockton						
Lumberville	34	0	0	0	0	0
RavenRock						
Uhlersown	70	4	0	0	0	0
Frenchtown						
Upper Black Eddy	85	0	0	0	0	0
Milford						
Riegelsville	164	0	1	0	0	0
Northampton St.	248	5	2	0	1	0
Riverton						
Belvidere	90	3	2	0	0	1
Portland Columbia	31	0	0	0	0	0
Totals	1440	22	10	0	6	5
Yearly Totals						
Location	Bridge Checks	Overweights	Accidents	Code 100	Disabled Vehicles	Medical Emergencies
Lower Trenton	81	0	0	0	1	2
Calhoun Street	101	1	1	0	0	1
Langhorne	63	0	0	0	4	0
Scudder Falls	237	0	2	0	0	0
Washington Crossing	110	3	0	0	0	0
New Hope	65	0	1	0	0	0
Lambertville						

Location	Bridge Checks	Overweights	Accidents	Code 100	Disabled Vehicles	Medical Emergencies
Centre Bridge Stockton	61	6	1	0	0	1
Lumberville RavenRock	34	0	0	0	0	0
Uhlersown Frenchtown	70	4	0	0	0	0
Upper Black Eddy Milford	85	0	0	0	0	0
Riegelsville	164	0	1	0	0	0
Northampton St.	248	5	2	0	1	0
Riverton Belvidere	90	3	2	0	0	1
Portland Columbia	31	0	0	0	0	0
Totals	1440	22	10	0	6	5

DELAWARE RIVER JOINT TOLL BRIDGE COMMISSION

MONTHLY ACTIVITY SERVICES RENDERED REPORT

BRIDGE Riverton-Belvidere

MONTH September

YEAR 2024

ACTIVITY/SERVICE	WEEK OF 7-Sep	WEEK OF 14-Sep	WEEK OF 21-Sep	WEEK OF 28-Sep	TOTAL
Hours Worked	168	168	168	168	672
Patrols	80	77	80	82	319
Overweight Crossings	0	1	1	1	3
Overweights Refused	47	39	44	41	171
Pass Through	8	10	6	1	25
Disabled Vehicles	1	0	0	0	1
Accidents	1	0	1	0	2
Police Requests	6	11	9	2	28
Fire Dept. Requests	1	0	0	0	1
EMS / First Aid Requests	1	0	0	0	1
Traffic Control	6	11	13	1	31
Jumpers / Code 100	0	0	0	0	0
Public Interactions	62	48	55	42	207
Bicycle Warnings	6	5	5	7	23
Other	9	9	7	11	36

NOTES:

DELAWARE RIVER JOINT TOLL BRIDGE COMMISSION

MONTHLY ACTIVITY SERVICES RENDERED REPORT

BRIDGE Northampton Street

MONTH September

YEAR 2024

ACTIVITY/SERVICE	WEEK OF 7-Sep	WEEK OF 14-Sep	WEEK OF 21-Sep	WEEK OF 28-Sep	TOTAL
Hours Worked	336	336	336	336	1344
Patrols	159	161	153	166	639
Overweight Crossings	1	1	2	1	5
Overweights Refused	207	206	218	211	842
Pass Through	4	4	3	4	15
Disabled Vehicles	0	0	1	0	1
Accidents	0	0	0	1	1
Police Requests	0	1	5	2	8
Fire Dept. Requests	0	0	0	0	0
EMS / First Aid Requests	0	0	1	0	1
Traffic Control	34	41	36	31	142
Jumpers / Code 100	0	0	0	0	0
Public Interactions	143	107	184	103	537
Bicycle Warnings	16	7	15	10	48
Other	27	28	28	26	109

NOTES:

DELAWARE RIVER JOINT TOLL BRIDGE COMMISSION

MONTHLY ACTIVITY SERVICES RENDERED REPORT

BRIDGE Reigelsville

MONTH September

YEAR 2024

ACTIVITY/SERVICE	WEEK OF 7-Sep	WEEK OF 14-Sep	WEEK OF 21-Sep	WEEK OF 28-Sep	TOTAL
Hours Worked	336	336	336	336	1344
Patrols	145	149	147	137	578
Overweight Crossings	0	0	0	0	0
Overweights Refused	58	63	62	59	242
Pass Through	4	5	6	6	21
Disabled Vehicles	0	0	0	0	0
Accidents	1	1	0	0	2
Police Requests	2	1	2	0	5
Fire Dept. Requests	0	0	1	0	1
EMS / First Aid Requests	0	0	0	0	0
Traffic Control	2	0	2	0	4
Jumpers / Code 100	0	0	0	0	0
Public Interactions	51	65	61	40	217
Bicycle Warnings	2	2	0	1	5
Other	27	30	26	26	109

NOTES:

DELAWARE RIVER JOINT TOLL BRIDGE COMMISSION

MONTHLY ACTIVITY SERVICES RENDERED REPORT

BRIDGE Upper Black Eddy-Milford

MONTH September

YEAR 2024

ACTIVITY/SERVICE	WEEK OF 7-Sep	WEEK OF 14-Sep	WEEK OF 21-Sep	WEEK OF 28-Sep	TOTAL
Hours Worked	40	61	36	18	155
Patrols	20	27	18	9	74
Overweight Crossings	0	0	0	0	0
Overweights Refused	0	0	0	0	0
Pass Through	0	0	0	0	0
Disabled Vehicles	0	0	0	0	0
Accidents	0	0	0	0	0
Police Requests	0	0	0	0	0
Fire Dept. Requests	0	0	0	0	0
EMS / First Aid Requests	0	0	0	0	0
Traffic Control	0	0	0	0	0
Jumpers / Code 100	0	0	0	0	0
Public Interactions	3	31	14	0	48
Bicycle Warnings	0	3	0	0	3
Other	4	6	5	3	18

NOTES:

DELAWARE RIVER JOINT TOLL BRIDGE COMMISSION

MONTHLY ACTIVITY SERVICES RENDERED REPORT

BRIDGE Uhlerstown-Frenchtown

MONTH September

YEAR 2024

ACTIVITY/SERVICE	WEEK OF 7-Sep	WEEK OF 14-Sep	WEEK OF 21-Sep	WEEK OF 28-Sep	TOTAL
Hours Worked	116	112	100	98	426
Patrols	57	48	49	50	204
Overweight Crossings	1	1	1	1	4
Overweights Refused	54	52	58	82	246
Pass Through	18	8	13	15	54
Disabled Vehicles	0	0	0	0	0
Accidents	0	0	0	1	1
Police Requests	1	0	2	1	4
Fire Dept. Requests	0	0	0	0	0
EMS / First Aid Requests	0	0	0	0	0
Traffic Control	3	4	10	7	24
Jumpers / Code 100	0	0	0	0	0
Public Interactions	42	34	15	34	125
Bicycle Warnings	0	5	1	2	8
Other	11	10	7	13	41

NOTES:

DELAWARE RIVER JOINT TOLL BRIDGE COMMISSION

MONTHLY ACTIVITY SERVICES RENDERED REPORT

BRIDGE Portland-Columbia Pedestrian Bridge

MONTH September

YEAR 2024

ACTIVITY/SERVICE	WEEK OF 7-Sep	WEEK OF 14-Sep	WEEK OF 21-Sep	WEEK OF 28-Sep	TOTAL
Hours Worked	0	0	0	0	0
Patrols	8	4	10	9	31
Overweight Crossings	0	0	0	0	0
Overweights Refused	0	0	0	0	0
Pass Through	0	0	0	0	0
Disabled Vehicles	0	0	0	0	0
Accidents	0	0	0	0	0
Police Requests	0	0	0	0	0
Fire Dept. Requests	0	0	0	0	0
EMS / First Aid Requests	0	0	0	0	0
Traffic Control	0	0	0	0	0
Jumpers / Code 100	0	0	0	0	0
Public Interactions	0	0	0	0	0
Bicycle Warnings	0	0	0	0	0
Other	0	0	0	0	0

NOTES:

DELAWARE RIVER JOINT TOLL BRIDGE COMMISSION

MONTHLY ACTIVITY SERVICES RENDERED REPORT

BRIDGE Centre-Bridge Stockton

MONTH September

YEAR 2024

ACTIVITY/SERVICE	WEEK OF 7-Sep	WEEK OF 14-Sep	WEEK OF 21-Sep	WEEK OF 30-Sep	TOTAL
Hours Worked	96	107	99	94	396
Patrols	34	37	37	33	141
Overweight Crossings	0	1	3	2	6
Overweights Refused	37	20	30	34	121
Pass Through	14	17	12	5	48
Disabled Vehicles	0	0	0	0	0
Accidents	0	1	0	0	1
Police Requests	0	1	1	1	3
Fire Dept. Requests	0	0	0	0	0
EMS / First Aid Requests	0	0	0	0	0
Traffic Control	11	14	11	16	52
Jumpers / Code 100	0	0		0	0
Public Interactions	63	116	83	57	319
Bicycle Warnings	2	23	4	5	34
Other	0	0	0	0	0

NOTES:

DELAWARE RIVER JOINT TOLL BRIDGE COMMISSION

MONTHLY ACTIVITY SERVICES RENDERED REPORT

BRIDGE New Hope - Lambertville

MONTH September

YEAR 2024

ACTIVITY/SERVICE	WEEK OF 7-Sep	WEEK OF 14-Sep	WEEK OF 21-Sep	WEEK OF 30-Sep	TOTAL
Hours Worked	356	333	310	332	1331
Patrols	40	37	47	43	167
Overweight Crossings	0	0	0	0	0
Overweights Refused	364	303	200	259	1126
Pass Through	1	1	2	5	9
Disabled Vehicles	0	0	0	0	0
Accidents	0	0	0	0	0
Police Requests	0	0	1	1	2
Fire Dept. Requests	0	0	0	0	0
EMS / First Aid Requests	0	0	0	0	0
Traffic Control	73	70	43	72	258
Jumpers / Code 100	0	0	0	0	0
Public Interactions	468	403	379	408	1658
Bicycle Warnings	31	35	26	40	132
Other	0	0	0	0	0

NOTES:

DELAWARE RIVER JOINT TOLL BRIDGE COMMISSION

MONTHLY ACTIVITY SERVICES RENDERED REPORT

BRIDGE Washington Crossing

MONTH September

YEAR 2024

ACTIVITY/SERVICE	WEEK OF 7-Sep	WEEK OF 14-Sep	WEEK OF 21-Sep	WEEK OF 30-Sep	TOTAL
Hours Worked	132	140	168	156	596
Patrols	23	35	31	33	122
Overweight Crossings	0	3	0	0	3
Overweights Refused	68	33	44	21	166
Pass Through	8	6	2	2	18
Disabled Vehicles	0	0	0	0	0
Accidents	0	1	0	1	2
Police Requests	1	1	1	0	3
Fire Dept. Requests	0	0	0	0	0
EMS / First Aid Requests	0	0	0	0	0
Traffic Control	68	38	36	24	166
Jumpers / Code 100	0	0	0	0	0
Public Interactions	70	43	36	41	190
Bicycle Warnings	7	4	6	6	23
Other	0	0	0	0	0

NOTES:

DELAWARE RIVER JOINT TOLL BRIDGE COMMISSION

MONTHLY ACTIVITY SERVICES RENDERED REPORT

BRIDGE Calhoun Street

MONTH September

YEAR 2024

ACTIVITY/SERVICE	WEEK OF 7-Sep	WEEK OF 14-Sep	WEEK OF 21-Sep	WEEK OF 30-Sep	TOTAL
Hours Worked	292	276	268	264	1100
Patrols	103	95	97	99	394
Overweight Crossings	1	0	0	0	1
Overweights Refused	31	31	44	58	164
Pass Through	12	2	1	0	15
Disabled Vehicles	0	0	0	0	0
Accidents	0	0	0	0	0
Police Requests	2	0	0	1	3
Fire Dept. Requests	2	0	0	0	2
EMS / First Aid Requests	0	0	0	0	0
Traffic Control	7	8	2	10	27
Jumpers / Code 100	1	0	0	0	1
Public Interactions	69	40	45	39	193
Bicycle Warnings	14	2	0	2	18
Other	0	0	0	0	0

NOTES:

DELAWARE RIVER JOINT TOLL BRIDGE COMMISSION

MONTHLY ACTIVITY SERVICES RENDERED REPORT

BRIDGE Lower Trenton

MONTH September

YEAR 2024

ACTIVITY/SERVICE	WEEK OF 7-Sep	WEEK OF 14-Sep	WEEK OF 21-Sep	WEEK OF 30-Sep	TOTAL
Hours Worked	0	0	0	0	0
Patrols	0	0	0	0	0
Overweight Crossings	0	0	0	0	0
Overweights Refused	0	0	0	0	0
Pass Through	0	0	0	0	0
Disabled Vehicles	0	0	0	0	0
Accidents	0	0	0	0	0
Police Requests	0	0	0	0	0
Fire Dept. Requests	0	0	0	0	0
EMS / First Aid Requests	0	0	0	0	0
Traffic Control	0	0	0	0	0
Jumpers / Code 100	0	0	0	0	0
Public Interactions	0	0	0	0	0
Bicycle Warnings	0	0	0	0	0
Other	0	0	0	0	0

NOTES:

DELAWARE RIVER JOINT TOLL BRIDGE COMMISSION

MONTHLY ACTIVITY SERVICES RENDERED REPORT

BRIDGE Lumberville - Raven Rock

MONTH September

YEAR 2024

ACTIVITY/SERVICE	WEEK OF 7-Sep	WEEK OF 14-Sep	WEEK OF 21-Sep	WEEK OF 30-Sep	TOTAL
Hours Worked	5	8	9	12	34
Patrols	0	0	0	0	0
Overweight Crossings	0	0	0	0	0
Overweights Refused	0	0	0	0	0
Pass Through	0	0	0	0	0
Disabled Vehicles	0	0	0	0	0
Accidents	0	0	0	0	0
Police Requests	0	0	0	0	0
Fire Dept. Requests	0	0	0	0	0
EMS / First Aid Requests	0	0	0	0	0
Traffic Control	0	0	0	0	0
Jumpers / Code 100	0	0	0	0	0
Public Interactions	0	0	0	0	0
Bicycle Warnings	0	0	0	0	0
Other	0	0	0	0	0

NOTES:

Electronic Security Surveillance System I

Work Order	Description	Date Created	Opened By
27695	Camera CS13 offline	1/29/2024	DSTITES
29107	Fire alarm went off at LH and CC never received it	4/23/2024	KCLARK
30176	PSP Liasion is unable to log into Genetec at this time	6/18/2024	KCLARK
30178	EP12 & 13 are black screen and saying no video	6/18/2024	CREYES
30487	No analytics on TM22	7/5/2024	SMITSTIFER
31059	SF11,SF15,SF16,SF59 all red in nav tree	7/31/2024	MPISCIOTTO
31124	Cameras SF5,16,35 are offline in genetech	8/4/2024	KCLARK
31125	SF23 at the BM desk is showing connecting to archive but never connects	8/4/2024	CREYES
31205	SF35 red in nav tree no connection since 8-6 @ 3:33 pm	8/7/2024	SMITSTIFER
31263	SF Admin AIPhone/intercom not working at visitors center entrance	8/9/2024	NKNECHEL
31268	NHL OIC office Genetec Cameras are offline	8/9/2024	NKNECHEL
31343	NHL11 red in nav tree and offline	8/19/2024	SCORDREY
31460	NHL16 Dirty/spider webs - needs cleaning	8/19/2024	SCORDREY
31693	WX No Generator running alarm received in Genetec	9/2/2024	NKNECHEL
31715	DG09,13,15 offline and red in nav tree	9/3/2024	NKNECHEL
31772	NHS05 lagging/skipping in live feed	9/5/2024	SMITSTIFER
31800	EP19 online but no video	9/6/2024	HZINK
31857	NHL CC Supervisor Genetec Low Disk space error	9/10/2024	MSKREBEL
31880	DWG Intercom 104 intermittently going offline	9/11/2024	HZINK
31937	Console 2 will not package video.Error given. Neither profile works	9/13/2024	SMITSTIFER
31980	TM11,12,20,21,26 offline(RED) in the nav tree	9/17/2024	MLEARY
31983	PC14 No PTZ Control/Out of Focus	9/17/2024	MLEARY
32013	DG11 picture color is off	9/18/2024	HZINK
32040	NHL01 is offline and red in the tree	9/19/2024	CREYES
32067	Camera CS12 out of focus	9/19/2024	DSTITES
32121	DWG OIC says they cant connect to PC and MM	9/23/2024	KCLARK
32139	DWG Cameras DWG9,13,15 offline	9/24/2024	KCLARK
32166	CBS Traffic light remote not working	9/25/2024	MLEARY
32167	NHL03,NHL17 are offline and red in nav tree	9/26/2024	JMONTGOMERY
32199	DWG and CC all cameras and doors offline and red in tree	9/26/2024	JMONTGOMERY
32219	Video Wall is down	9/29/2024	ALEON
32220	CBS01 offline and red in nav tree since 9:44 am 9-29-24	9/29/2024	SMITSTIFER

Maintenance Technician Report

Date closed	Work Completed and Closed By	Not closed explanation
		Broken fiber
		?
		in progress
9/30/2024	SCORDREY	
9/24/2024	HZINK,DUANGST,SCORDREY	
9/27/2024	SCORDREY	
9/5/2024	SCORDREY	
9/5/2024	HZINK.DUNANGST	
9/27/2024	SCORDREY	
9/6/2024	HZINK.DUNANGST	
9/24/2024	Secuni	
9/24/2024	Secuni	
9/18/2024	SCORDREY	
9/30/2024	BWILSON	
9/26/2024	BWILSON	
9/26/2024	BWILSON	
9/30/2024	BWILSON	
9/30/2024	Secuni	

DELAWARE RIVER JOINT TOLL BRIDGE COMMISSION

Meeting of October 28, 2024

Operations Report Index

Maintenance / Fleet Operations

SUBJECT	DESCRIPTION	PAGE NUMBER
Maintenance and Fleet	Status report Month of September 2024	1-7

DELAWARE RIVER JOINT TOLL BRIDGE COMMISSION
Meeting of October 28, 2024

MAINTENANCE / FLEET OPERATIONS SEPTEMBER 2024

- Participated in Maintenance operations meeting to discuss issues related to Maintenance, Toll, HR and PSBS department.
- Participated in Teams in T-519A - Southern Operations and Maintenance Facilities Improvements (Bi-Weekly Progress Mtg.)
- Senior Director submitted list of maintenance operations requests for 2025 Facility Capital projects to Engineering department for review.
- Senior Director attended Teams progress meeting to discuss Automated License Plate Recognition (ALPR) Installation for New Jersey State Police.
- Senior Director attended meeting to discuss transition to AET-in-place conversion for TM, I-78, EP and DWG held at Scudder Falls administration building.
- Senior Director reviewed and approved Garda invoices and miscellaneous charges for the month of September 2024.
- Senior Director reviewed and approved invoices from J. Fletcher Creamer for Guide Rail repairs at various locations.
- Senior Director reviewed Use of Facilities requests for September 2024 and forwarded Certificates of Insurance for review and approval.
- Senior Director prepared monthly maintenance reports for the September 2024 staff agenda meeting.
- Senior Director prepared and forwarded report of Use of Commission Facilities for the month of September 2024.

Maintenance Operations

- Director of Maintenance reviewed, and approved P Card purchases for the month of September from Regional Maintenance Supervisors.
- Director of Maintenance provided Senior Director with monthly reports of activities completed for the month of September from Regional Maintenance Supervisors.

DELAWARE RIVER JOINT TOLL BRIDGE COMMISSION
Meeting of October 28, 2024

- TM/ SRMC maintenance crews repaired a letter sign that was not working properly on the Trenton Makes the World Takes sign.
- TM/SRMC maintenance crews installed new crash headache bar on the Calhoun St. toll supported bridge.
- TM/SRMC maintenance crews removed graffiti from New Jersey side of bridge under route 29.
- TM/SRMC maintenance crews installed conduit and material needed for New Jersey State Police license plate reader installation
- Scudder Falls maintenance crews repaired numerous foot walk lights on foot walk to AET facility.
- Scudder Falls maintenance crews completed project of removing trees and debris from pier on 295.
- Scudder Falls maintenance crews repaired damaged desk and fabricated a new table for printer in SF training room.
- New Hope Maintenance crews completed project of removing trees and debris from New Hope toll and Centre Bridge Stockton tolls supported bridge pier.
- New Hope Maintenance crews installed conduit and material needed for New Jersey State Police license plate reader installation.
- New Hope Maintenance crews installed painted road striping safety line on Woodside/River Road.
- New Hope Maintenance crews assisted the fleet department loading equipment, jump starting equipment in the surplus yard to prepare for pickup.
- I-78 Maintenance crews installed conduit and material needed for New Jersey State Police license plate reader installation.
- I-78 maintenance crews replaced two old sink faucets with new sink faucets in I-78 Welcome Center.
- I-78 maintenance crews installed rust preventative under coating on all vehicles at I-78 and EP.
- I-78 maintenance crews cut brush and cleaned debris behind sound wall on Morgan Hill Road.

DELAWARE RIVER JOINT TOLL BRIDGE COMMISSION
Meeting of October 28, 2024

- I-78 maintenance crews cut installed new concrete planters, planted mums in Welcome Center area.
- Easton Phillipsburg maintenance crews installed conduit and material needed for New Jersey State Police license plate reader installation.
- Easton Phillipsburg maintenance crews completed project of removing downed tree and debris from Broad Street exit ramp.
- Easton Phillipsburg maintenance crews removed all cables used for GEC inspection from toll supported bridges.
- Easton Phillipsburg maintenance crews responded to emergency stone spill on Route 611 ramp.
- Easton Phillipsburg maintenance crews repaired damaged fence at Riegelsville Pa. and height bar at Riverton-Belvidere toll supported bridges.
- Portland-Columbia Maintenance crews installed conduit and material needed for New Jersey State Police license plate reader installation.
- Portland-Columbia maintenance crews repaired loose soffit, fascia, and gutters on maintenance storage building.
- Portland-Columbia maintenance crews repaired damaged streetlight at end of Route 611 south in Pennsylvania.
- Portland- Columbia maintenance crews assisted fleet department with preparing vehicles for auction.
- Delaware Water Gap Maintenance crews installed conduit and material needed for New Jersey State Police license plate reader installation.
- Delaware Water Gap Maintenance crews inspected all outfalls and removed debris from outfall area.
- Delaware Water Gap maintenance crews milled paved, and seal coated Delaware avenue in front of maintenance garage.
- Delaware Water Gap maintenance crews removed furniture from office area that will be converted to EZ pass Customer Service office at DWG.

DELAWARE RIVER JOINT TOLL BRIDGE COMMISSION
Meeting of October 28, 2024

- Delaware Water Gap maintenance crews repaired crack in administration building facade.
- Milford-Montague maintenance crews installed conduit and material needed for New Jersey State Police license plate reader installation.
- Milford-Montague maintenance crews completed sign base rust removal and added preventative coating as directed in GEC report.
- Milford-Montague maintenance crews completed layer formation from roof vent cleaned and painted other vents.
- Milford-Montague maintenance crews cleaned out and sealed transverse crack in northeast approach sidewalk at bin abutment deck joint.
- Milford-Montague maintenance crews removed loose concrete, cleaned exposed rebar/bearing plates, and coated with rust coating.

Fleet Department

Highlights

- 2025 Capital requests reviewed and submitted.
- Auction items sold being picked up.
- Mack hook truck delivered to upfitter.
- Installing radios and graphics on cone vehicles for DWG and PC.
- Interceptor Patrol vehicles scheduled for delivery expected in October.
- F250 pickups for SF and PC complete delivery expected in October.

Repairs

- NHL salt spreader belt replaced.
- PC 2019 Mack HVAC control unit replaced.
- LH – Lane blade camera replaced.
- ESS pickup cap installed.

Miscellaneous Items

- Recalls received and forwarded to RMS to schedule and complete.
- Registration renewals submitted as needed.
- Added new vehicles/ equipment to Fleet insurance as needed.

Southern Region**LeVar Talley, Director of Maintenance****Richard Taitt Deputy Director of Maintenance****Larry Dubin, Regional Maintenance Supervisor, Trenton-Morrisville****Charles Slack, Regional Maintenance Supervisor, New Hope-Lambertville****Trenton-Morriville Toll Bridge**

Task	JAN	FEB	MAR	APR	MAY	JUN	JUL	AUG	SEP	OCT	NOV	DEC	Total Man-hours
Bridge Maintenance	48	72	208	144	160	280	168	128	336				1,544
Bldg./Facilities Maintenance	2,432	2,344	2,224	2,480	2,416	2,432	3,536	2,480	2,664				23,008
Grounds Maintenance	224	336	520	856	1,008	752	1,232	1,224	968				7,120
Road Maintenance	296	296	336	320	360	16	248	208	136				2,216
Snow/Ice Maintenance	608	464	0	0	0	0	0	0	0				1,072
Vehicle Maintenance	296	288	296	280	312	272	400	320	376				2,840
Miscellaneous	104	208	88	72	80	104	248	120	168				1,192
Total Man-hours	4,008	4,008	3,672	4,152	4,336	3,856	5,832	4,480	4,648	0	0	0	38,992

New Hope-Lambertville Toll Bridge

Task	JAN	FEB	MAR	APR	MAY	JUN	JUL	AUG	SEP	OCT	NOV	DEC	Total Man-hours
Bridge Maintenance	240	260	824	568	136	472	592	312	320				3,724
Bldg./Facilities Maintenance	648	424	624	600	696	512	708	488	464				5,164
Grounds Maintenance	56	216	144	552	838	440	736	664	288				3,934
Road Maintenance	24	96	104	40	80	24	256	128	48				800
Snow/Ice Maintenance	688	344	0	48	0	0	0	40	96				1,216
Vehicle Maintenance	168	112	96	160	160	108	208	168	136				1,316
Miscellaneous	216	312	192	128	144	184	352	296	472				2,296
Total Man-hours	2,040	1,764	1,984	2,096	2,054	1,740	2,852	2,096	1,824	0	0	0	18,450

Central Region**LeVar Talley, Director of Maintenance****Richard Taitt Deputy Director of Maintenance****Robert Varju, Regional Maintenance Supervisor, I-78****Nat Amato, Regional Maintenance Supervisor, Easton-Phillipsburg****Easton-Phillipsburg Toll Bridge**

Task	JAN	FEB	MAR	APR	MAY	JUN	JUL	AUG	SEP	OCT	NOV	DEC	Total Man-hours
Bridge Maintenance	240	288	1,104	1,088	704	904	488	176	840				5,832
Bldg./Facilities Maintenance	784	720	584	568	520	408	960	608	512				5,664
Grounds Maintenance	304	232	504	720	952	704	1,200	792	728				6,136
Road Maintenance	304	256	168	160	96	80	168	344	168				1,744
Snow/Ice Maintenance	864	376	0	0	0	0	0	0	16				1,256
Vehicle Maintenance	192	248	264	280	224	184	312	160	200				2,064
Miscellaneous	0	0	0	0	0	16	112	88	40				256
Total Man-hours	2,688	2,120	2,624	2,816	2,496	2,296	3,240	2,168	2,504	0	0	0	22,952

I-78 Toll Bridge

Task	JAN	FEB	MAR	APR	MAY	JUN	JUL	AUG	SEP	OCT	NOV	DEC	Total Man-hours
Bridge Maintenance	0	0	32	56	0	96	176	8	24				392
Bldg./Facilities Maintenance	828	1,040	1048	952	912	784	1,408	844	1,000				8,816
Grounds Maintenance	96	184	496	632	848	856	936	776	728				5,552
Road Maintenance	400	184	232	104	48	8	40	48	0				1,064
Snow/Ice Maintenance	516	184	32	0	0	0	0	0	0				732
Vehicle Maintenance	280	232	144	160	184	8	120	128	168				1,424
Miscellaneous	24	8	16	16	16	56	224	160	48				568
Total Man-hours	2,144	1,832	2000	1,920	2,008	1,808	2,904	1,964	1,968	0	0	0	18,548

Northern Region**LeVar Talley, Director of Maintenance****Richard Taitt Deputy Director of Maintenance****James Gower, Regional Maintenance Supervisor****Matt Meeker, Regional Maintenance Supervisor - Milford-Montague****Portland-Columbia Toll Bridge**

Task	JAN	FEB	MAR	APR	MAY	JUN	JUL	AUG	SEP	OCT	NOV	DEC	Total Man-hours
Bridge Maintenance	54	12	28	0	40	110	132	0	46				422
Bldg./Facilities Maintenance	612	558	530	500	448	442	604	440	264				4,398
Grounds Maintenance	80	132	168	356	574	390	534	434	288				2,956
Road Maintenance	52	24	192	96	56	76	72	48	80				696
Snow/Ice Maintenance	196	172	0	32	0	0	0	0	0				400
Vehicle Maintenance	108	198	140	200	146	88	228	108	88				1,304
Miscellaneous	30	40	58	36	44	58	12	16	70				364
Total Man-hours	1,132	1,136	1,116	1,220	1,308	1,164	1,582	1,046	836	0	0	0	10,540

Delaware Water Gap Toll Bridge

Task	JAN	FEB	MAR	APR	MAY	JUN	JUL	AUG	SEP	OCT	NOV	DEC	Total Man-hours
Bridge Maintenance	48	8	8	8	32	0	64	48	40				256
Bldg./Facilities Maintenance	688	812	684	932	964	544	1,036	772	772				7,204
Grounds Maintenance	220	200	352	412	528	408	758	472	432				3,782
Road Maintenance	72	104	188	128	144	270	184	136	252				1,478
Snow/Ice Maintenance	352	200	24	32	0	16	0	0	0				624
Vehicle Maintenance	244	216	264	264	256	136	432	232	164				2,208
Miscellaneous	52	24	32	135	68	48	224	128	132				843
Total Man-hours	1,676	1564	1,552	1,911	1,992	1,422	2,698	1,788	1,792	0	0	0	16,395

Milford-Montague Toll Bridge

Task	JAN	FEB	MAR	APR	MAY	JUN	JUL	AUG	SEP	OCT	NOV	DEC	Total Man-hours
Bridge Maintenance	0	0	0	0	0	0	32	0	48				80
Bldg./Facilities Maintenance	572	480	556	488	584	464	778	556	580				5,058
Grounds Maintenance	0	8	64	168	164	144	382	322	176				1,428
Road Maintenance	0	0	32	16	0	24	112	106	94				384
Snow/Ice Maintenance	82	57	0	0	0	0	16	16	0				171
Vehicle Maintenance	188	224	208	240	148	136	238	176	136				1,694
Miscellaneous	24	24	32	48	32	40	28	8	12				248
Total Man-hours	866	793	892	960	928	808	1,586	1,184	1,046	0	0	0	9,063

DELAWARE RIVER JOINT TOLL BRIDGE COMMISSION

Meeting of October 2024

USE OF FACILITIES REQUEST REPORT

MONTH OF SEPTEMBER 2024

SUBJECT	DESCRIPTION	PAGE NUMBER
Use of Facilities	Use of Facilities Request-Month of September 2024	1

DELAWARE RIVER JOINT TOLL BRIDGE COMMISSION

Meeting of October 2024

PROPERTY REPORT

Use of Commission Facilities

Facility	Organization	Date/Time	Description of Use
Delaware Water Gap Toll Bridge	Delaware Water Gap Celebration of the Arts	September 6-8, 2024	Delaware Water Gap Celebration of the Arts Festival